





EXHIBIT 3 - EUT INTERNAL PHOTOGRAPHS

<p>EUT Housing and Board View 1</p>	
<p>Solder Board-Component View 1</p>	

<p>Solder Board-Component View 2</p>	 <p>A circular solder board component is shown on a blue textured background. A black ruler with white markings is placed below the component for scale. The ruler shows measurements in millimeters, with markings every 10 units and sub-markings every 1 unit. The component is roughly circular and contains various electronic components, including a central chip and several smaller components. The ruler is oriented vertically, with the 0 mark at the top and the 100 mark at the bottom.</p>
<p>Solder Board-Component View 3</p>	 <p>A rectangular solder board component is shown on a blue textured background. A black ruler with white markings is placed below the component for scale. The ruler shows measurements in millimeters, with markings every 10 units and sub-markings every 1 unit. The component is rectangular and contains various electronic components, including a central chip and several smaller components. The ruler is oriented vertically, with the 0 mark at the top and the 100 mark at the bottom.</p>

