


1. Product profile

PCB UHF RFID antenna is a built-in UHF antenna, suitable for UHF frequency band RFID handheld terminal, tablet, printing terminal and other portable applications. This product has ultra-thin volume, Near-Field and low standing wave ratio characteristics

product picture



product features

- ❖ High performance: Near-Field, low standing wave and other characteristics
- ❖ Miniaturization: small appearance, excellent material
- ❖ Reliability: anti-aging, long time without fading
- ❖ Application scenarios: RFID handheld terminal, tablet, printing terminal and other portable occasions application scenarios

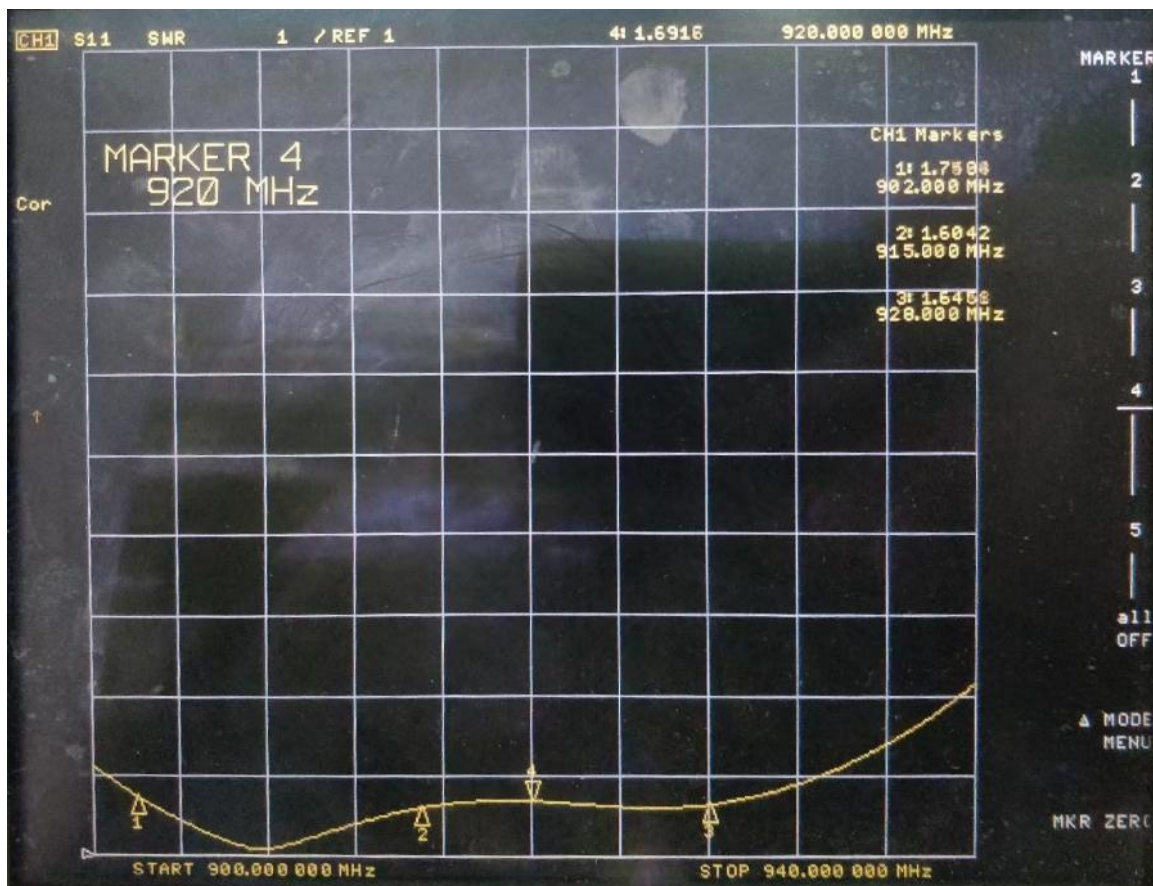
Product Parameter

functional parameter	
RFID protocol	EPC Class1 Gen2, ISO18000-6C
frequency	902MHz ~ 928MHz
Polarization mode	circular polarization
gain(dBi)	≤-10dBi
(impedance (Ω)	50Ω
voltage standing-wave ratio (VSWR)	≤1.8
Physical parameters	
product size (mm)	85 mm×85 mm×1.2mm
Weight (net weight)	10g
material	PCB
pigment	Green
joint categories	MMCX
environmental specification	
working temperature	-40°C ~ +85°C

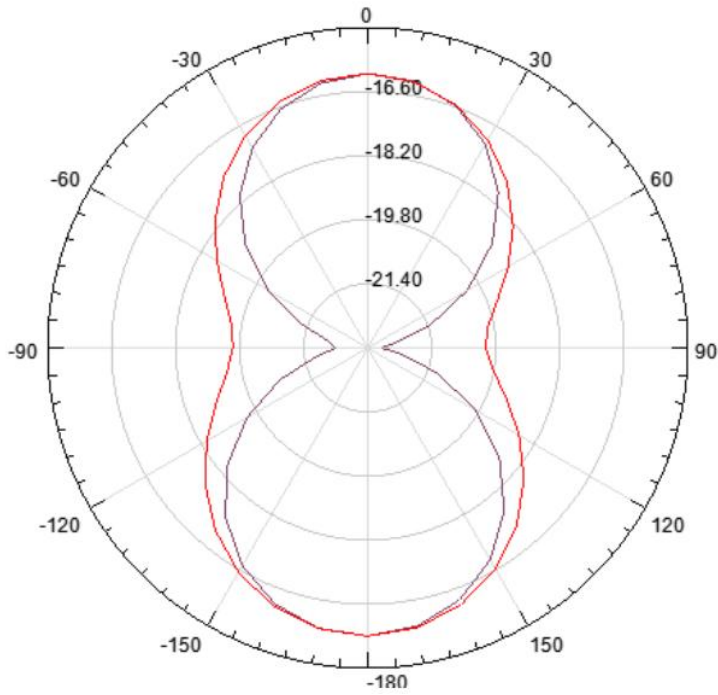
Channel(MHZ)	gain(dBi)	productiveness(%)
902	-10.8	51.6
915	-10.2	52.8
920	-10.7	52.4
928	-10.9	50.5

2. Dark chamber characteristic curve

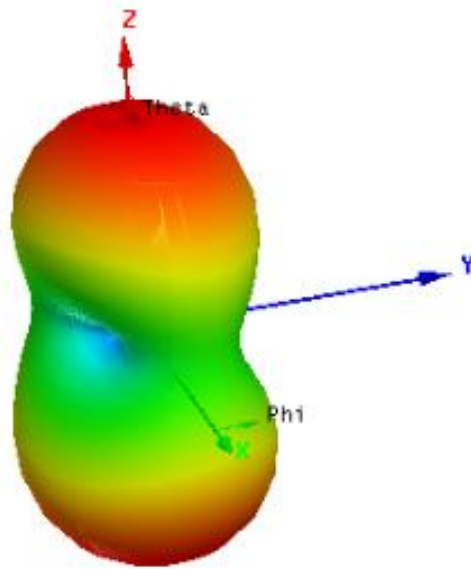
Voltage standing ratio VSWR with frequency:



Measured antenna characteristic curve in the dark chamber



Curve Info	
—	dB(GainTotal)
Setup1 : LastAdaptive	
Freq=0.915GHz'	Phi=0deg'
—	dB(GainTotal)
Setup1 : LastAdaptive	
Freq=0.915GHz'	Phi=90deg'



3. Size structure diagram

