


B.1 Conducted Emission Measurement

Test Mode: 5W Charge with AC Adapter



FRONT VIEW




BACK VIEW

Test Mode: 10W Charge with AC Adapter



FRONT VIEW




BACK VIEW

Test Mode: 15W Charge with AC Adapter



FRONT VIEW




BACK VIEW

B.2 Radiated Measurement at Chamber

Frequency Range 9kHz to 30MHz

Test Mode: 5W Charge with AC Adapter



Test Mode: 10W Charge with AC Adapter




Test Mode: 15W Charge with AC Adapter



Frequency Range 30MHz to 1GHz

Test Mode: 5W Charge with AC Adapter



Test Mode: 10W Charge with AC Adapter




Test Mode: 15W Charge with AC Adapter




B.3 RF Conducted Measurement

Test Mode: 5W Charge with AC Adapter



Test Mode: 10W Charge with AC Adapter



Test Mode: 15W Charge with AC Adapter

