


## B.1 Conducted Emission Measurement

Test Mode: 5W Charge with AC Adapter



FRONT VIEW




BACK VIEW

---

Test Mode: 10W Charge with AC Adapter



FRONT VIEW



BACK VIEW

---

Test Mode: 15W Charge with AC Adapter



FRONT VIEW




BACK VIEW


## B.2 Radiated Measurement at Chamber

Frequency Range 9kHz to 30MHz


Test Mode: 5W Charge with AC Adapter



Test Mode: 10W Charge with AC Adapter




Test Mode: 15W Charge with AC Adapter




Frequency Range 30MHz to 1GHz

Test Mode: 5W Charge with AC Adapter




---

Test Mode: 10W Charge with AC Adapter




Test Mode: 15W Charge with AC Adapter




### B.3 RF Conducted Measurement

Test Mode: 5W Charge with AC Adapter



Test Mode: 10W Charge with AC Adapter



Test Mode: 15W Charge with AC Adapter

