




PKE Controller User Manual

PKE controller connects with the electric bicycle. It could receive the signal from the remoter, and user could operate as below:

Functional Button	Status	Operation	Functional Description
 Fort key	Dismissed	Tap	Fortification: The horn sounds once and enters the alert state after 2 seconds. When vibrated or pushed during the alert, the horn will sound an alarm. During the alarm, the anti-theft device will send a signal to notify the controller to lock the motor.
	Driving state	Long press for 2 seconds	Anti-robbing: the whole vehicle enters the alert state
 Release key	Alert state	Tap	Disarm: the horn sounds twice, and the anti-theft device is disarmed (the alarm can be stopped during the alarm)
 Start key	Dismissed	Tap	Remote start: the horn emits a warning tone, and the whole vehicle is connected to the electric door lock power supply
	Driving state	Tap	Power off by remote control: the horn emits a beep, and the whole vehicle is disconnected from the power supply of the electric door lock

Note: 1) The remote controller needs to be used with the host.
 2) The PCB antenna gain is 0dBi.

FCC Statement

This device complies with part 15 of the FCC Rules. Operation is subject to the following two conditions: (1) This device may not cause harmful interference, and (2) this device must accept any interference received, including interference that may cause undesired operation.

Any Changes or modifications not expressly approved by the party responsible for compliance could void the user's authority to operate the equipment.

Note: This equipment has been tested and found to comply with the limits for a Class B digital device, pursuant to part15 of the FCC Rules. These limits are designed to provide reasonable protection against harmful interference in a residential installation. This equipment generates, uses and can radiate radio frequency energy and, if not installed and used in accordance with the instructions, may cause harmful interference to radio communications. However, there is no guarantee that interference will not occur in a particular installation. If this equipment does cause harmful interference to radio or television reception, which can be determined by turning the equipment off and on, the user is encouraged to try to correct the interference by one or more of the following measures:

- Reorient or relocate the receiving antenna.
- Increase the separation between the equipment and receiver.
- Connect the equipment into an outlet on a circuit different from that to which the receiver is connected.
- Consult the dealer or an experienced radio/TV technician for help.