

Before You Start



Ensure the **Kapture App** is already installed on your smartphone, and Bluetooth is enabled.

The app is available on Google Play or the App Store®.



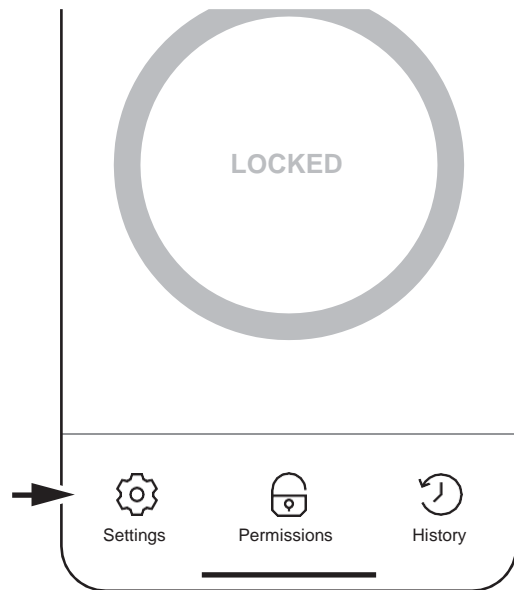
Google Play and the Google Play logo are trademarks of Google LLC. App Store® and the Apple logo are trademarks of Apple Inc.

Light Indicator Chart

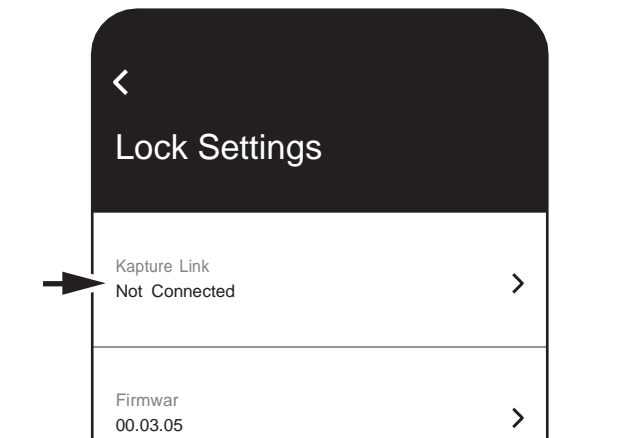
	Solid	Flashing	Slow Pulse
Red	starting up	pairing mode	wifi on but lock not detected
Green	n/a	connecting to internet or transmitting data	operating normally

For more help, visit: KaptureHome.com/help

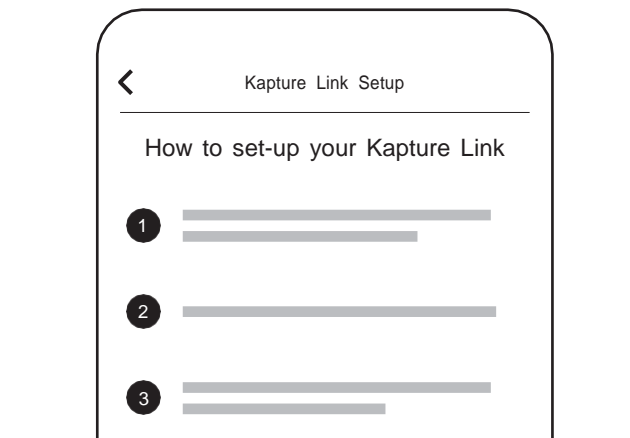




1. Open the **Kapture App** and go to **Settings** at the bottom of the lock dashboard.



2. Choose **Kapture Link** under lock settings, and tap the **Set up Kapture Link** button.



3. Follow the instructions on the **Kapture App** to complete installation.

FCC Statement

This device complies with part 15 of the FCC Rules. Operation is subject to the following two conditions:

- (1) This device may not cause harmful interference, and
- (2) This device must accept any interference received, including interference that may cause undesired operation.

NOTE: This equipment has been tested and found to comply with the limits for a Class B digital device, pursuant to part 15 of the FCC Rules. These limits are designed to provide reasonable protection against harmful interference in a residential installation.

This equipment generates, uses and can radiate radio frequency energy and, if not installed and used in accordance with the instructions, may cause harmful interference to radio communications. However, there is no guarantee that interference will not occur in a particular installation. If this equipment does cause harmful interference to radio or television reception, which can be determined by turning the equipment off and on, the user is encouraged to try to correct

the interference by one or more of the following measures:

- Reorient or relocate the receiving antenna.
- Increase the separation between the equipment and receiver.
- Connect the equipment into an outlet on a circuit different from that to which the receiver is connected.
- Consult the dealer or an experienced radio/TV technician for help.

Changes or modifications not expressly approved by the party responsible for compliance could void the user's authority to operate the equipment.

This device has been evaluated to meet general RF exposure requirement. The device can be used in portable exposure condition without restriction.

This equipment complies with FCC radiation exposure limits set forth for an uncontrolled environment.

This equipment should be installed and operated with a minimum distance of 20 cm between the radiator and a human body.

NCC警語

低功率射頻器材技術規範_章節3.8.2

取得審驗證明之低功率射頻器材，非經核准，公司、商號或使用者均不得擅自變更頻率、加大功率或變更原設計之特性及功能。

低功率射頻器材之使用不得影響飛航安全及干擾合法通信；經發現有干擾現象時，應立即停用，並改善至無干擾時方得繼續使用。前述合法通信，指依電信管理法規定作業之無線電通信。

低功率射頻器材須忍受合法通信或工業、科學及醫療用電波輻射性電機設備之干擾。