



APPENDIX 3: Photographs of test setup

Radiated Spurious Emission


Front



Rear (below 1 GHz)



Rear (above 1 GHz)



Worst Case Position

X-axis



Y-axis



Z-axis

