



PHOTOGRAPHS OF TEST SETUP


Test model No.: VTS04W02



Radiated spurious emission Test Setup-1(Below 30MHz)



Radiated spurious emission Test Setup-2(Below 1GHz)



Radiated spurious emission Test Setup-3(Above 1GHz)



Radiated spurious emission Test Setup-4(Above 1GHz)
There are absorbing materials under the ground.