

Zoom for Home - DTEN GO Product Guide

Quick Setup

- 1 Connect the power
- 2 Connect the DTEN onTV with a display using an HDMI cable
- 3 Follow the instruction on the screen

What's Inside

- + DTEN onTV x 1
- + Power Supply and Cord x 1
- + HDMI Cable x 1
- + DTEN Mouse x 1

Tips

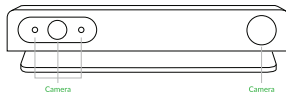
Ethernet connection is preferred for the best meeting experience.

✉ SUPPORT@DTEN.COM ☎ 1.866.936.3836

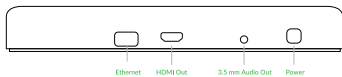
Diagrams




Front



Back

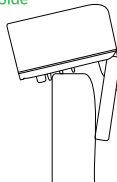


Installation

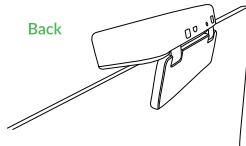


Mounting Guide

Side



Back



Safety Notice

Always use the included power supply.

Always operate the unit on a stable and level surface. Failure to do so may cause the unit to fall over and risk fire or electrical shock.

Do not operate the unit under direct sunlight, in superheated or dusty environments. Avoid operation in bathrooms, kitchens, or near flammable substances and corrosive gas.

Do not use or connect the unit's power plug to damaged or improper receptacle

Do not insert dusty or metal substances into a power plug or socket.

To avoid damaging the power cord, do not refit the power cord; put heavy objects on the power cord; operate near heat sources; or pull on the cord when disconnecting the plug from the power socket.

Avoid using other appliances within the same power socket. Otherwise, overloading the power socket may result in fire or electric shock.

Do not operate near an open flame. Otherwise, this may cause an electric shock or a fire hazard.

Do not touch the plug with moist or wet hands. Otherwise, this may result in electric shock. Always keep the unit away from running water.

Do not expose the unit to rain or wet weather. In the event of a thunderstorm, disconnect the power supply and antenna to prevent potential power surges.

Do not disassemble, repair, or attempt to modify the unit, as this may result in damage to the unit and/or electric shock. All repairs must be performed by qualified service personnel.

- Contact a professional for assistance when wall mounting your display. We are not responsible for any damage to the product or injury to yourself. Do not power on the display when performing wall mount installation. It may cause personal injury due to electric shock.

- Do not expose to liquids.

- For safest and fastest charge, use original or certified cables.

- This product is suitable for moderate climates only.

- The maximum ambient temperature during the use of this product must not exceed 40 Celsius degrees

Disclaimer

When any of the following cases occurs, the company does not guarantee the liability of free maintenance.

1. Product damages caused by violating user guidance.
2. Hardware damages caused by improper assembly.
3. Product damages caused by unauthorized modification or maintenance.
4. Product damages caused by using in the unpermitted environment.
5. Product damages caused by an abnormal external force.
6. Product damages caused by natural disasters or other force majeure.
7. Privately tear off or damage disassembly tabs.
8. Unable to provide an effective purchase certificate.
9. The warranty will be voided if DTEN assesses any of the following cases that have occurred.
10. Do not disassemble the DTEN product without the supervision of a DTEN technician.

The content is this document is for reference only. Content is subject to change without notice. For the most updated information, please visit dten.com.

FCC Statement

This device complies with Part 15 of the FCC Rules. Operation is subject to the following two conditions: (1) This device may not cause harmful interference, and (2) This device must accept any interference received, including interference that may cause undesired operation.

Any Changes or modification not expressly approved by the party responsible for compliance could void the user's authority to operate the equipment.

NOTE: This equipment has been tested and found to comply with the limits for a Class B digital device, pursuant to Part 15 of the FCC Rules. These limits are designed to provide reasonable protection against harmful interference in a residential installation.

This equipment generates uses and can radiate radio frequency energy and, if not installed and used in accordance with the instructions, may cause harmful interference to radio communications. However, there is no guarantee that interference will not occur in a particular installation.

If this equipment does cause harmful interference to radio or television reception, which can be determined by turning the equipment off and on, the user is encouraged to try to correct the interference by one or more of the following measures:

- Reorient or relocate the receiving antenna.

- Increase the separation between the equipment and receiver.

- Connect the equipment into an outlet on a circuit different from that to which the receiver is connected.

- Consult the dealer or an experienced radio/display technician for help.

FCC Radiation Exposure Statement

This equipment complies with FCC radiation exposure limits set forth for an uncontrolled environment. This equipment should be installed and operated with minimum distance 20cm between the radiator & your body.

Japan Telec Statement

電波法により5.3 GHz帯は屋内使用に限ります

5.3 GHz band is restricted to indoor use due to the Radio Law

5.2 GHz 帯域は屋内での使用のみに制限されています（5.2 GHz 高電力基地局または中継局と通信する場合を除く）

5.2 GHz band is restricted to indoor use only (Except when communicating with 5.2GHz high power base stations or relay stations)