


## Appendix C. Setup Photographs


<Radiated Emission>

X Plane for WCDMA 850


LF




HF




SHF




**<Radiated Emission>****Z Plane for WCDMA 1900****LF**

HF




SHF




**<Radiated Emission>**

**Y Plane for WCDMA1700**


**LF**



HF



SHF



————THE END————