


Appendix C. Setup Photographs

<Radiated Emission>


<Ant. 2 + Ant. 0>


X Plane

LF



HF




SHF


<Ant. 0>

Y Plane


LF



HF



SHF



————THE END————