


CONSTRUCTION PHOTOS OF EUT

EUT with HW 1



EUT with HW 2





EUT with HW 3




EUT with HW 4




Antenna No. 1




Antenna No. 2




Antenna No. 3





Antenna No. 4




Antenna No. 6





Antenna No. 7





Antenna No. 8





Antenna No. 9





Antenna No. 10





Antenna No. 11





Antenna No. 12





Antenna No. 13 (Tx1/Rx1, Tx2/Rx3)





Antenna No. 13 (Rx2)





Antenna No. 13 (Rx4)





Antenna No. 14 (Ant. 0)



Antenna No. 14 (Ant. 1)



Antenna No. 14 (Ant. 2)



Antenna No. 14 (Ant. 3)

