


SAR Test Report

<Photographs of EUT>

Tablet Mode




NB Mode




SAR Test Report

Battery (4cell)



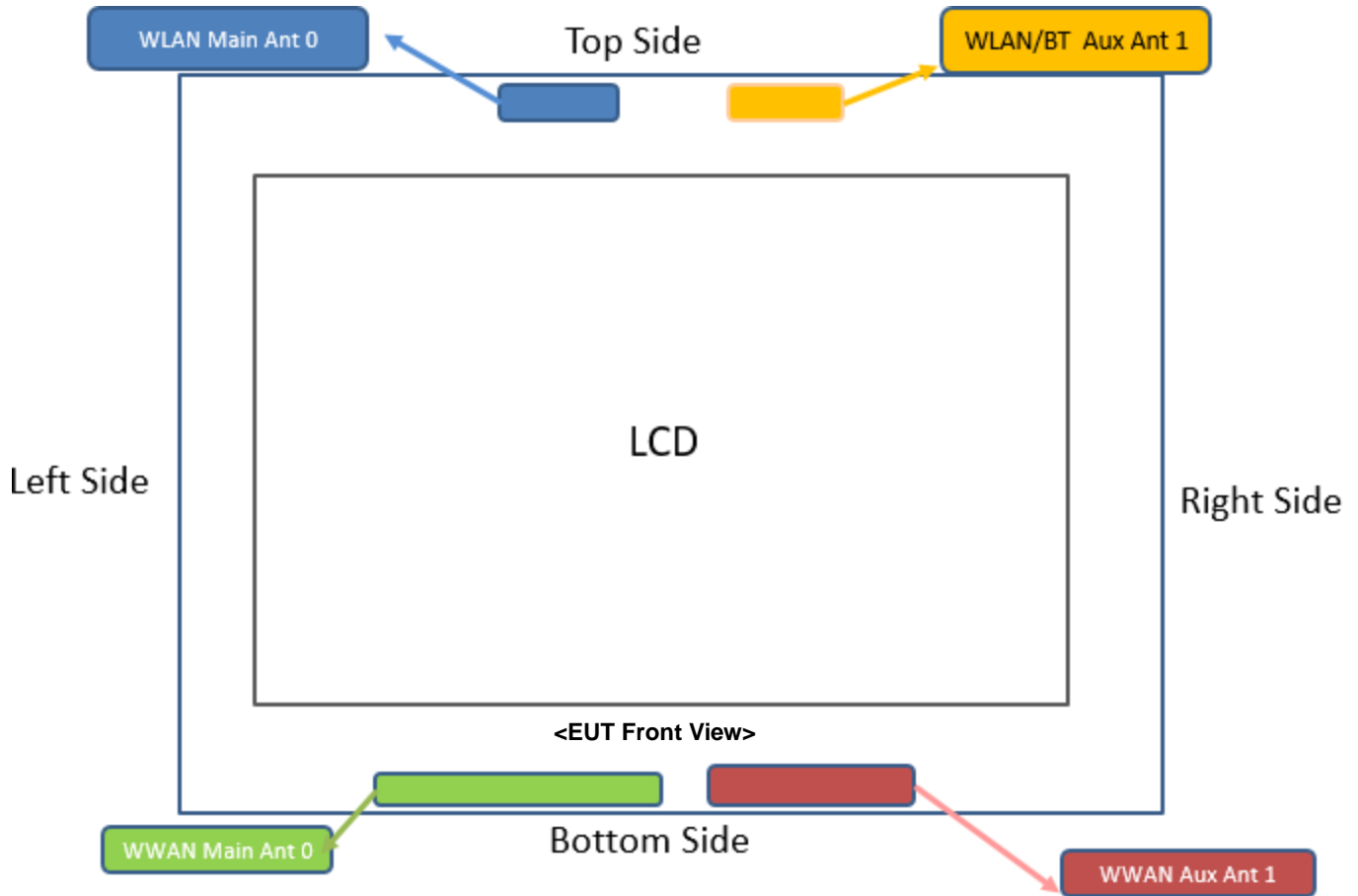
Battery (6cell)



SAR Test Report

<Antenna Location>

Tablet Mode



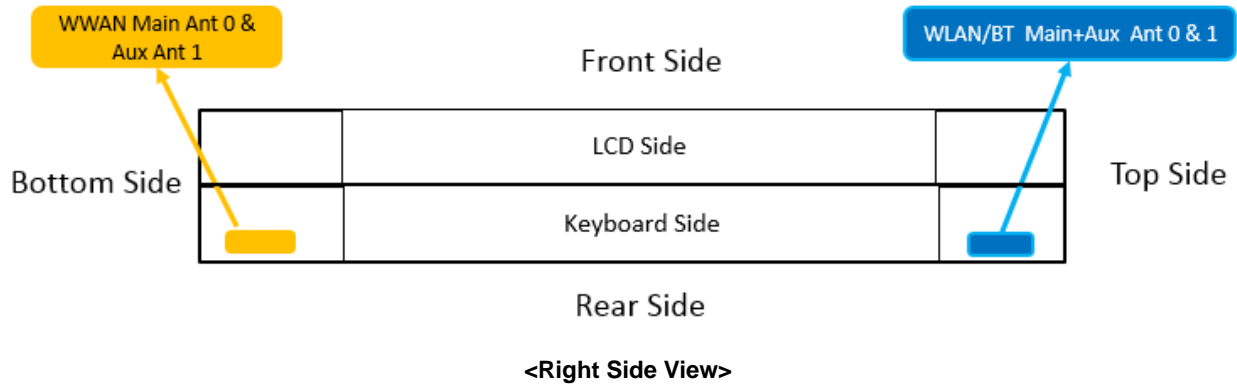
The separation distance for antenna to edge:

Antenna	To Top Side (mm)	To Bottom Side (mm)	To Left Side (mm)	To Right Side (mm)
WWAN Main Ant 0	194.5	2.5	79	176
WWAN Aux Ant 1	194.5	2.5	171	132
WLAN Main Ant 0	3	200	105	202
WLAN/BT Aux Ant 1	3	200	180.5	122

WWAN Main Ant 0: WCDMA II,IV,V / LTE2,4,5,7,12,13,14,17,25,26,30,38,40,41,66,n2,n5,n12,n66

WWAN Aux Ant 1: LTE 2, 7, 42, 48, 66 / n2, n7, n41, n66

SAR Test Report

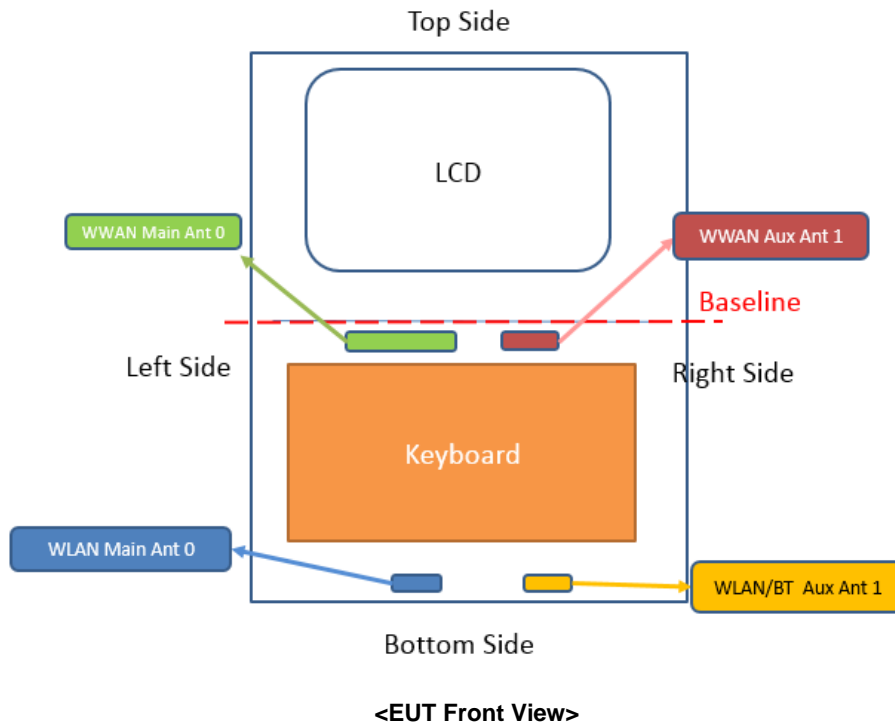


The separation distance for antenna to edge:

Antenna	To Front Side (mm)	To Rear Side (mm)
WWAN Main Ant 0	9.84	1.7
WWAN Aux Ant 1	9.84	1.7
WLAN Main Ant 0	9.84	1.7
WLAN/BT Aux Ant 1	9.84	1.7

SAR Test Report

Laptop Mode

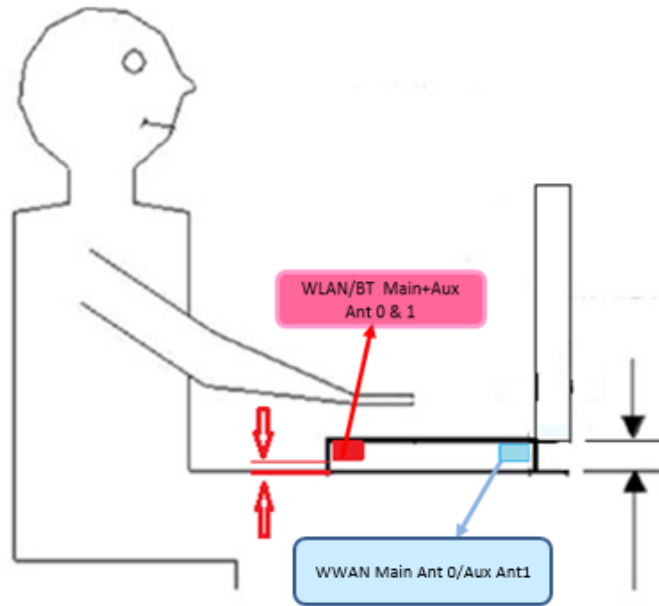


The separation distance for antenna to edge:

Antenna	To Bottom Side (mm)	To Baseline Side (mm)	To Left Side (mm)	To Right Side (mm)
WWAN Main Ant 0	194.5	2.5	79	176
WWAN Aux Ant 1	194.5	2.5	171	132
WLAN Main Ant 0	3	200	105	202
WLAN/BT Aux Ant 1	3	200	180.5	122

WWAN Main Ant 0: WCDMA II,IV,V / LTE2,4,5,7,12,13,14,17,25,26,30,38,40,41,66,n2,n5,n12,n66

WWAN Aux Ant 1: LTE 2, 7, 42, 48, 66 / n2, n7, n41, n66



<Right Side View>

The separation distance for antenna to edge:

Antenna	To Rear Face (mm)
WWAN Main Ant 0	5.5
WWAN Aux Ant 1	5.5
WLAN Main Ant 0	5.5
WLAN/BT Aux Ant 1	5.5

SAR Test Report

<Photographs of SAR Setup>

Tablet Mode



SAR Test Report



Body - Rear Face of EUT at 30 mm



Body - Bottom Side of EUT at 25 mm

Laptop Mode



Body - Bottom of EUT at 0 mm