



SAR Test Report

<Photographs of EUT>

Battery (4cell)



Battery (6cell)



SAR Test Report

Tablet Mode



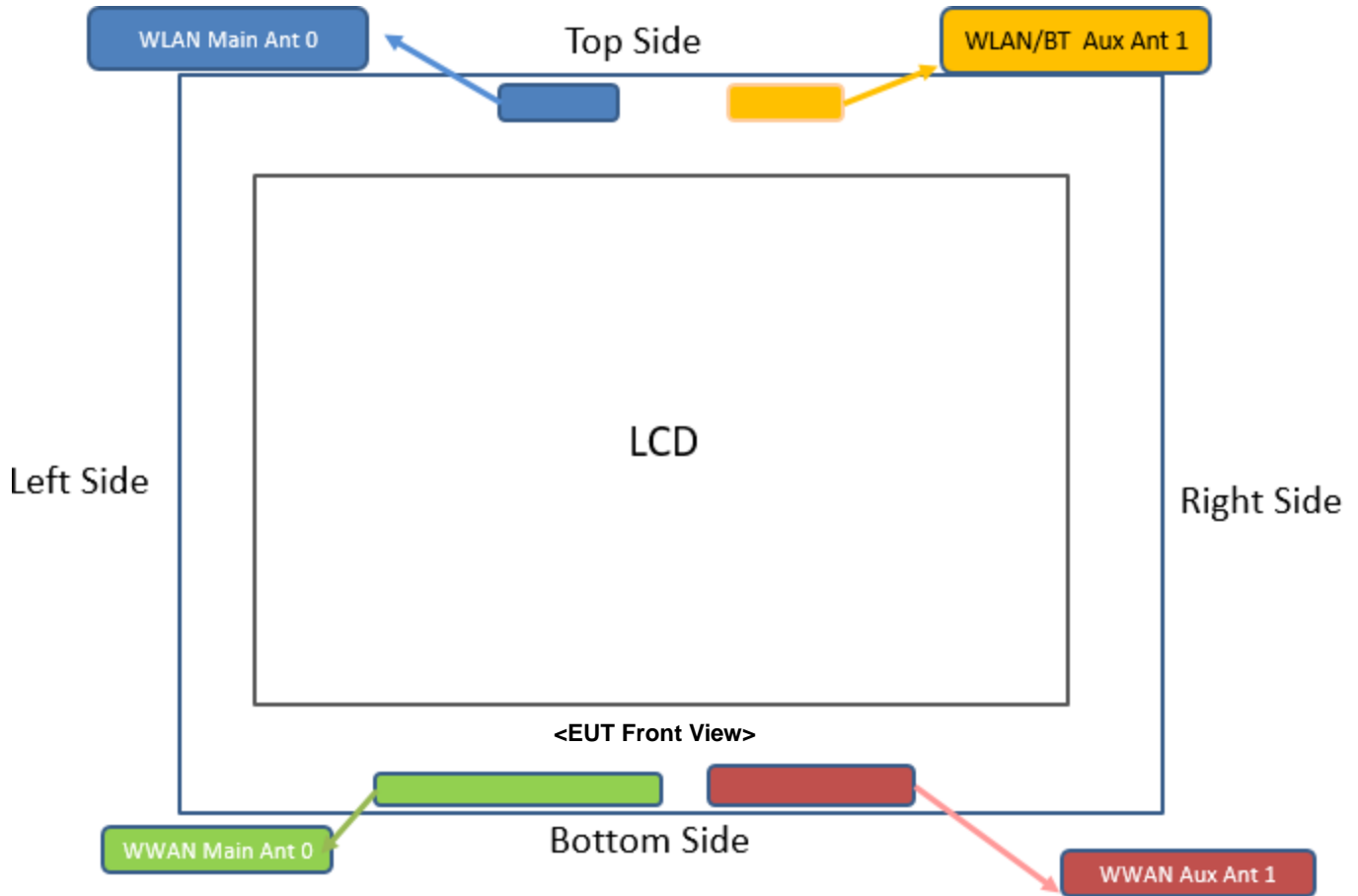
NB Mode



SAR Test Report

<Antenna Location>

Tablet Mode



The separation distance for antenna to edge:

Antenna	To Top Side (mm)	To Bottom Side (mm)	To Left Side (mm)	To Right Side (mm)
WWAN Main Ant 0	194.5	2.5	79	176
WWAN Aux Ant 1	194.5	2.5	171	132
WLAN Main Ant 0	3	200	105	202
WLAN/BT Aux Ant 1	3	200	180.5	122

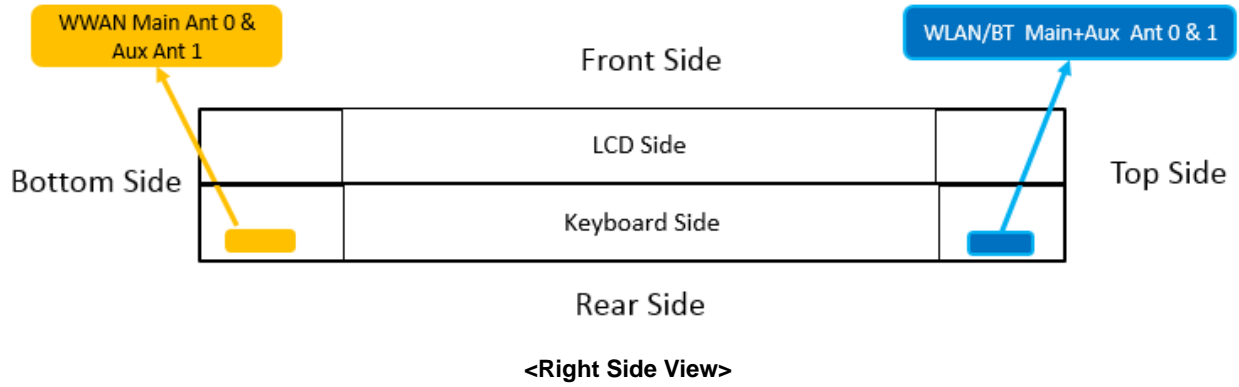
Support Band:

WWAN Main Ant 0: WCDMA II,VI,V / LTE2,4,5,7,12,13,14,17,25,26,30,38,41,66,71, 5G-NR n2,n5,n12,n66

WWAN Aux Ant 1: LTE 2,7,42,48,66 / 5G-NR n2,n7,n41,n66

WLAN Main Ant0 : WLAN2.4G/5G

WLAN Main Ant1 : WLAN2.4G/5G,BT

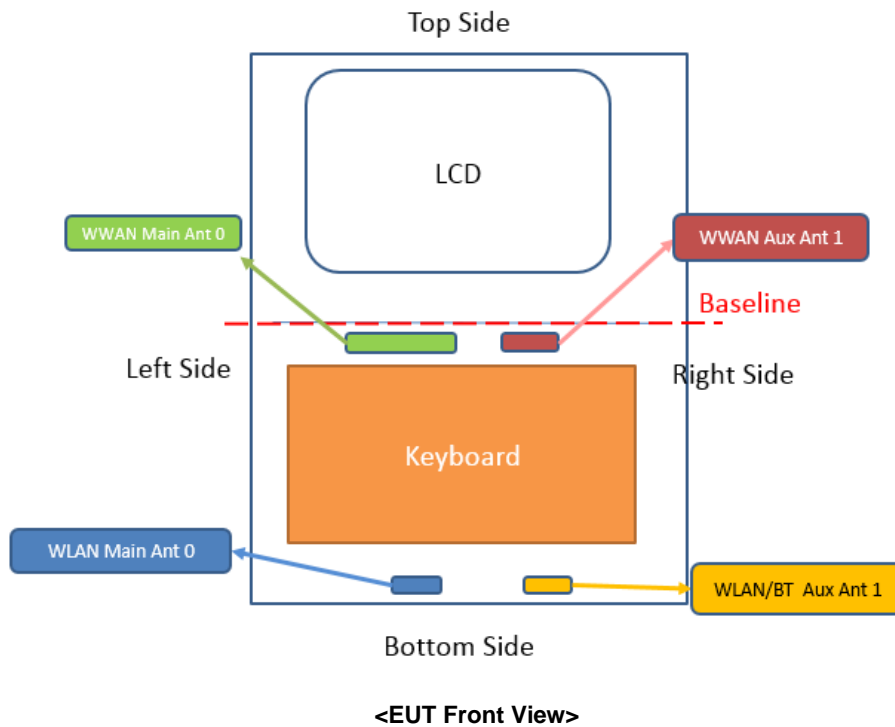


The separation distance for antenna to edge:

Antenna	To Front Side (mm)	To Rear Side (mm)
WWAN Main Ant 0	9.84	1.7
WWAN Aux Ant 1	9.84	1.7
WLAN Main Ant 0	9.84	1.7
WLAN/BT Aux Ant 1	9.84	1.7

SAR Test Report

Laptop Mode



The separation distance for antenna to edge:

Antenna	To Bottom Side (mm)	To Baseline Side (mm)	To Left Side (mm)	To Right Side (mm)
WWAN Main Ant 0	194.5	2.5	79	176
WWAN Aux Ant 1	194.5	2.5	171	132
WLAN Main Ant 0	3	200	105	202
WLAN/BT Aux Ant 1	3	200	180.5	122

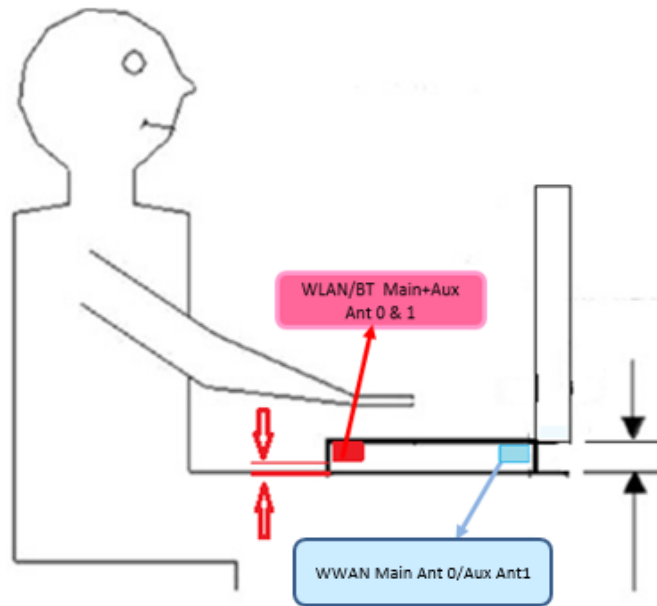
Support Band:

WWAN Main Ant 0: WCDMA II,VI,V / LTE2,4,5,7,12,13,14,17,25,26,30,38,41,66,71, 5G-NR n2,n5,n12,n66

WWAN Aux Ant 1: LTE 2,7,42,48,66 / 5G-NR n2,n7,n41,n66

WLAN Main Ant0 : WLAN2.4G/5G

WLAN Main Ant1 : WLAN2.4G/5G,BT



<Right Side View>







The separation distance for antenna to edge:

Antenna	To Rear Face (mm)
WWAN Main Ant 0	5.5
WWAN Aux Ant 1	5.5
WLAN Main Ant 0	5.5
WLAN/BT Aux Ant 1	5.5

SAR Test Report

<Photographs of SAR Setup>

Tablet Mode

	
<p align="center">Body - Rear Face of EUT at 0 mm</p>	<p align="center">Body - Left Side of EUT at 0 mm</p>
	
<p align="center">Body - Right Side of EUT at 0 mm</p>	<p align="center">Body - Top Side of EUT at 0 mm</p>
	
<p align="center">Body - Bottom Side of EUT at 0 mm</p>	

SAR Test Report



Body - Rear Face of EUT at 25 mm



Body - Bottom Side of EUT at 20 mm

Laptop Mode



Body - Bottom of EUT at 0 mm