

# SAR Test Report

**Report No.** : SF200417C02  
**Applicant** : Hon Lin Technology Co., Ltd.  
**Address** : 11F, No.32, Jihu Rd., Neihu Dist., Taipei City 114, Taiwan R.O.C.  
**Product** : 5G WWAN Module  
**FCC ID** : 2AQ68T99W175-D1  
**Brand** : FOXCONN  
**Model No.** : T99W175  
**Standards** : FCC 47 CFR Part 2 (2.1093), IEEE C95.1:1992, IEEE Std 1528:2013  
KDB 865664 D01 v01r04, KDB 865664 D02 v01r02  
KDB 248227 D01 v02r02, KDB 447498 D01 v06 KDB 616217 D04 v01r02, KDB  
941225 D01 v03r01, KDB 941225 D05 v02r05, KDB 941225 D05A v01r02  
**Sample Received Date** : Apr. 17, 2020  
**Date of Testing** : Apr. 24, 2020 ~ Aug. 19, 2020  
**Lab Address** : No. 47-2, 14th Ling, Chia Pau Vil., Lin Kou Dist., New Taipei City, Taiwan  
**Test Location** : No. 19, Hwa Ya 2nd Rd., Wen Hwa Vil., Kwei Shan Dist., Taoyuan City, Taiwan

**CERTIFICATION:** The above equipment have been tested by **Bureau Veritas Consumer Products Services (H.K.) Ltd., Taoyuan Branch–Lin Kou Laboratories**, and found compliance with the requirement of the above standards. The test record, data evaluation & Equipment Under Test (EUT) configurations represented herein are true and accurate accounts of the measurements of the sample's SAR characteristics under the conditions specified in this report. It should not be reproduced except in full, without the written approval of our laboratory. The client should not use it to claim product certification, approval, or endorsement by TAF or any government agencies.

**Prepared By :**   
Shelly Hsueh / Specialist

**Approved By :**   
Gordon Lin / Manager



FCC Accredited No.: TW0003

This report is for your exclusive use. Any copying or replication of this report to or for any other person or entity, or use of our name or trademark, is permitted only with our prior written permission. This report sets forth our findings solely with respect to the test samples identified herein. The results set forth in this report are not indicative or representative of the quality or characteristics of the lot from which a test sample was taken or any similar or identical product unless specifically and expressly noted. Our report includes all of the tests requested by you and the results thereof based upon the information that you provided to us. You have 60 days from date of issuance of this report to notify us of any material error or omission caused by our negligence, provided, however, that such notice shall be in writing and shall specifically address the issue you wish to raise. A failure to raise such issue within the prescribed time shall constitute your unqualified acceptance of the completeness of this report, the tests conducted and the correctness of the report contents. Unless specific mention, the uncertainty of measurement has been explicitly taken into account to declare the compliance or non-compliance to the specification.

**Table of Contents**

|                                                                   |           |
|-------------------------------------------------------------------|-----------|
| <b>Release Control Record .....</b>                               | <b>3</b>  |
| <b>1. Summary of Maximum SAR Value .....</b>                      | <b>4</b>  |
| <b>2. Description of Equipment Under Test .....</b>               | <b>5</b>  |
| <b>3. SAR Measurement System .....</b>                            | <b>8</b>  |
| 3.1 Definition of Specific Absorption Rate (SAR) .....            | 8         |
| 3.2 SPEAG DASY6 System .....                                      | 8         |
| 3.2.1 Robot.....                                                  | 9         |
| 3.2.2 Probes.....                                                 | 10        |
| 3.2.3 Data Acquisition Electronics (DAE) .....                    | 10        |
| 3.2.4 Phantoms .....                                              | 10        |
| 3.2.5 Device Holder.....                                          | 11        |
| 3.2.6 System Validation Dipoles.....                              | 12        |
| 3.2.7 Power Source.....                                           | 12        |
| 3.2.8 Tissue Simulating Liquids.....                              | 13        |
| 3.3 SAR System Verification .....                                 | 15        |
| 3.4 SAR Measurement Procedure .....                               | 16        |
| 3.4.1 Area Scan and Zoom Scan Procedure.....                      | 16        |
| 3.4.2 Volume Scan Procedure.....                                  | 17        |
| 3.4.3 Power Drift Monitoring.....                                 | 18        |
| 3.4.4 Spatial Peak SAR Evaluation .....                           | 18        |
| 3.4.5 SAR Averaged Methods .....                                  | 18        |
| <b>4. SAR Measurement Evaluation .....</b>                        | <b>19</b> |
| 4.1 EUT Configuration and Setting.....                            | 19        |
| 4.2 EUT Testing Position .....                                    | 31        |
| 4.2.1 Body Exposure Conditions .....                              | 31        |
| 4.3 Tissue Verification .....                                     | 32        |
| 4.4 System Validation.....                                        | 34        |
| 4.5 System Verification.....                                      | 36        |
| 4.6 Maximum Output Power.....                                     | 37        |
| 4.6.1 Maximum Target Conducted Power .....                        | 37        |
| 4.6.2 Measured Conducted Power Result.....                        | 37        |
| 4.7 SAR Testing Results .....                                     | 38        |
| 4.7.1 SAR Test Reduction Considerations .....                     | 38        |
| 4.7.2 SAR Results for Body Exposure Condition .....               | 41        |
| 4.7.3 SAR Measurement Variability.....                            | 62        |
| 4.7.4 Simultaneous Multi-band Transmission Evaluation .....       | 63        |
| <b>5. Calibration of Test Equipment.....</b>                      | <b>66</b> |
| <b>6. Measurement Uncertainty.....</b>                            | <b>67</b> |
| <b>7. Information of the Testing Laboratories.....</b>            | <b>71</b> |
| <b>Appendix A. SAR Plots of System Verification</b>               |           |
| <b>Appendix B. SAR Plots of SAR Measurement</b>                   |           |
| <b>Appendix C. Calibration Certificate for Probe and Dipole</b>   |           |
| <b>Appendix D. Photographs of EUT and Setup</b>                   |           |
| <b>Appendix E. Maximum Target Conducted Power</b>                 |           |
| <b>Appendix F. Measured Conducted Power</b>                       |           |
| <b>Appendix G. SAR Summation Analysis</b>                         |           |
| <b>Appendix H. SAR to Peak Location Separation Ratio Analysis</b> |           |
| <b>Appendix I. The Downlink Carrier Aggregation (CA) spec</b>     |           |



**1. Summary of Maximum SAR Value**

| Equipment Class | Mode      | Highest SAR-1g Body-worn (W/kg) |        |
|-----------------|-----------|---------------------------------|--------|
|                 |           | Tablet                          | Laptop |
| PCB             | WCDMA II  | 0.35                            | 0.89   |
|                 | WCDMA IV  | 0.65                            | 0.96   |
|                 | WCDMA V   | 0.98                            | 1.02   |
|                 | LTE 2     | 0.55                            | 0.66   |
|                 | LTE 4     | 0.62                            | 0.66   |
|                 | LTE 5     | 0.56                            | 0.59   |
|                 | LTE 7     | 0.62                            | 0.61   |
|                 | LTE 12    | 0.68                            | 0.73   |
|                 | LTE 13    | 0.65                            | 0.57   |
|                 | LTE 14    | 1.02                            | 0.66   |
|                 | LTE 17    | 1.10                            | 0.57   |
|                 | LTE 25    | 0.39                            | 0.54   |
|                 | LTE 26    | 0.59                            | 0.72   |
|                 | LTE 30    | 1.03                            | 0.66   |
|                 | LTE 38    | 0.58                            | 0.79   |
|                 | LTE 41    | 0.55                            | 0.54   |
|                 | LTE 42    | 0.94                            | 0.96   |
|                 | LTE 48    | 0.63                            | 0.62   |
|                 | LTE 66    | 0.75                            | 0.70   |
|                 | LTE 71    | 0.61                            | 0.58   |
| 5G NR-n2        | 0.77      | 0.73                            |        |
| 5G NR-n5        | 0.74      | 0.77                            |        |
| 5G NR-n7        | 0.47      | 0.65                            |        |
| 5G NR-n12       | 0.69      | 0.72                            |        |
| 5G NR-n41       | 0.77      | 0.74                            |        |
| 5G NR-n66       | 0.51      | 0.59                            |        |
| DTS             | 2.4G WLAN | 1.05                            | 0.60   |
| NII             | 5.2G WLAN | 1.18                            | N/A    |
|                 | 5.3G WLAN | N/A                             | 1.05   |
|                 | 5.6G WLAN | 1.07                            | 0.81   |
|                 | 5.8G WLAN | 1.19                            | 1.01   |
| DSS             | Bluetooth | 0.25                            | 0.20   |

| Highest Simultaneous Transmission SAR | Highest SAR-1g Body-worn (W/kg) |        |
|---------------------------------------|---------------------------------|--------|
|                                       | Tablet                          | Laptop |
|                                       | 1.59                            | 1.59   |

**Note:**

- The SAR criteria (**Head & Body: SAR-1g1.6 W/kg, and Extremity: SAR-10g 4.0 W/kg**)for general population/uncontrolled exposure is specified in FCC 47 CFR part 2 (2.1093) and ANSI/IEEE C95.1-1992.

## 2. Description of Equipment Under Test

|                                                        |                                                                                                                                                                                                                                                                                                                                                                                                                                                                                                                                                                                                                                                                                                                                                                                                                                                                                                                                                                                                                                                                                                                                                                                                                                                                                                                                                                                                                                                                                                                                                                            |
|--------------------------------------------------------|----------------------------------------------------------------------------------------------------------------------------------------------------------------------------------------------------------------------------------------------------------------------------------------------------------------------------------------------------------------------------------------------------------------------------------------------------------------------------------------------------------------------------------------------------------------------------------------------------------------------------------------------------------------------------------------------------------------------------------------------------------------------------------------------------------------------------------------------------------------------------------------------------------------------------------------------------------------------------------------------------------------------------------------------------------------------------------------------------------------------------------------------------------------------------------------------------------------------------------------------------------------------------------------------------------------------------------------------------------------------------------------------------------------------------------------------------------------------------------------------------------------------------------------------------------------------------|
| <b>EUT Type</b>                                        | 5G WWAN Module                                                                                                                                                                                                                                                                                                                                                                                                                                                                                                                                                                                                                                                                                                                                                                                                                                                                                                                                                                                                                                                                                                                                                                                                                                                                                                                                                                                                                                                                                                                                                             |
| <b>FCC ID</b>                                          | 2AQ68T99W175-D1                                                                                                                                                                                                                                                                                                                                                                                                                                                                                                                                                                                                                                                                                                                                                                                                                                                                                                                                                                                                                                                                                                                                                                                                                                                                                                                                                                                                                                                                                                                                                            |
| <b>Brand Name</b>                                      | FOXCONN                                                                                                                                                                                                                                                                                                                                                                                                                                                                                                                                                                                                                                                                                                                                                                                                                                                                                                                                                                                                                                                                                                                                                                                                                                                                                                                                                                                                                                                                                                                                                                    |
| <b>Model Name</b>                                      | T99W175                                                                                                                                                                                                                                                                                                                                                                                                                                                                                                                                                                                                                                                                                                                                                                                                                                                                                                                                                                                                                                                                                                                                                                                                                                                                                                                                                                                                                                                                                                                                                                    |
| <b>EUT Configurations</b>                              | Sample1 : WWAN ET Ant + WLAN ET Ant + 6Cell Battery<br>Sample2 : WWAN WNC Ant + WLAN ET Ant + 6Cell Battery<br>Sample3 : WWAN ET Ant + WLAN HB Ant + 4Cell Battery<br>Sample4 : WWAN WNC Ant + WLAN HB Ant + 4Cell Battery                                                                                                                                                                                                                                                                                                                                                                                                                                                                                                                                                                                                                                                                                                                                                                                                                                                                                                                                                                                                                                                                                                                                                                                                                                                                                                                                                 |
| <b>Tx Frequency Bands<br/>(Unit: MHz)</b>              | WCDMA Band II : 1852.4 ~ 1907.6<br>WCDMA Band IV : 1712.4 ~ 1752.6<br>WCDMA Band V : 826.4 ~ 846.6<br>LTE Band 2 : 1850.7 ~ 1909.3 (BW: 1.4M, 3M, 5M, 10M, 15M, 20M)<br>LTE Band 4 : 1710.7 ~ 1754.3 (BW: 1.4M, 3M, 5M, 10M, 15M, 20M)<br>LTE Band 5 : 824.7 ~ 848.3 (BW: 1.4M, 3M, 5M, 10M)<br>LTE Band 7 : 2502.5 ~ 2567.5 (BW: 5M, 10M, 15M, 20M)<br>LTE Band 12 : 699.7 ~ 715.3 (BW: 1.4M, 3M, 5M, 10M)<br>LTE Band 13 : 779.5 ~ 784.5 (BW: 5M, 10M)<br>LTE Band 14 : 790.5 ~ 795.5 (BW: 5M, 10M)<br>LTE Band 17 : 706.5 ~ 713.5 (BW: 5M, 10M)<br>LTE Band 25 : 1850.7 ~ 1914.3 (BW: 1.4M, 3M, 5M, 10M, 15M, 20M)<br>LTE Band 26 : 814.7 ~ 848.3 (BW: 1.4M, 3M, 5M, 10M, 15M)<br>LTE Band 29 : 717 ~ 728(Rx only)<br>LTE Band 30 : 2307.5 ~ 2312.5 (BW: 5M, 10M)<br>LTE Band 38 : 2572.5 ~ 2617.5 (BW: 5M, 10M, 15M, 20M)<br>LTE Band 41 : 2498.5 ~ 2687.5 (BW: 5M, 10M, 15M, 20M)<br>LTE Band 42 : 3550~3600 (BW: 5M, 10M, 15M, 20M)<br>LTE Band 48 : 3550 ~ 3700 (BW: 5M, 10M, 15M, 20M)<br>LTE Band 66 : 1710.7 ~ 1779.3 (BW: 1.4M, 3M, 5M, 10M, 15M, 20M)<br>LTE Band 71 : 663 ~ 698 (BW: 5M, 10M, 15M, 20M)<br>NR Band 2 : 1850.7 ~ 1909.3 (BW: 5M, 10M, 15M, 20M)<br>NR Band 5 : 824.7 ~ 848.3 (BW: 5M, 10M, 15M, 20M)<br>NR Band 7 : 2502.5 ~ 2567.5(BW: 5M, 10M, 15M, 20M)<br>NR Band 12 : 699.7 ~ 715.3(BW: 5M, 10M, 15M)<br>NR Band 41 : 2498.5 ~ 2687.5(BW: 20M, 40M, 50M, 60M, 80M, 90M, 100M)<br>NR Band 66 : 1710.7 ~ 1779.3 (BW: 5M, 10M, 15M, 20M)<br>WLAN : 2412 ~ 2472, 5180 ~ 5240, 5260 ~ 5320, 5500 ~ 5720,5745 ~ 5825<br>Bluetooth : 2402 ~ 2480 |
| <b>Uplink Modulations</b>                              | WCDMA : QPSK<br>LTE/NR : QPSK, 16QAM, 64QAM, 256QAM<br>802.11b : DSSS<br>802.11a/g/n/ac : OFDM<br>802.11ax : OFDMA<br>Bluetooth : GFSK, $\pi/4$ -DQPSK, 8DPSK                                                                                                                                                                                                                                                                                                                                                                                                                                                                                                                                                                                                                                                                                                                                                                                                                                                                                                                                                                                                                                                                                                                                                                                                                                                                                                                                                                                                              |
| <b>5G NR FR1 SCS</b>                                   | 15 kHz for FDD/ 30 kHz for TDD                                                                                                                                                                                                                                                                                                                                                                                                                                                                                                                                                                                                                                                                                                                                                                                                                                                                                                                                                                                                                                                                                                                                                                                                                                                                                                                                                                                                                                                                                                                                             |
| <b>EN-DC Uplink Combinations</b>                       | 5A-n2A, 12A-n2A, 13A-n2A, 48A-n2A, 2A-n5A, 7A-n5A, 48A-n5A, 66A-n5A,<br>5A-n7A, 12A-n7A, 2A-n12A, 66A-n12A, 2A-n41A, 25A-n41A, 26A-n41A, 66A-n41A,<br>5A-n66A, 12A-n66A, 13A-n66A, 48A-n66A, 71A-n66A                                                                                                                                                                                                                                                                                                                                                                                                                                                                                                                                                                                                                                                                                                                                                                                                                                                                                                                                                                                                                                                                                                                                                                                                                                                                                                                                                                      |
| <b>Maximum Tune-up Conducted Power<br/>(Unit: dBm)</b> | Please refer to section 4.6.1 of this report                                                                                                                                                                                                                                                                                                                                                                                                                                                                                                                                                                                                                                                                                                                                                                                                                                                                                                                                                                                                                                                                                                                                                                                                                                                                                                                                                                                                                                                                                                                               |
| <b>Antenna Type</b>                                    | Refer to Note as below                                                                                                                                                                                                                                                                                                                                                                                                                                                                                                                                                                                                                                                                                                                                                                                                                                                                                                                                                                                                                                                                                                                                                                                                                                                                                                                                                                                                                                                                                                                                                     |
| <b>EUT Stage</b>                                       | Mass product                                                                                                                                                                                                                                                                                                                                                                                                                                                                                                                                                                                                                                                                                                                                                                                                                                                                                                                                                                                                                                                                                                                                                                                                                                                                                                                                                                                                                                                                                                                                                               |

# SAR Test Report

**Note:**

1. The EUT is authorized for use in specific End-product. Please refer to below for more details.

| Product           | Brand | Model |
|-------------------|-------|-------|
| Portable Computer | DELL  | P95F  |

2. The antenna information is listed as below.

| WWAN Antenna Gain (dBi) |       |       |       |       |       |       |       |       |       |       |       |       |
|-------------------------|-------|-------|-------|-------|-------|-------|-------|-------|-------|-------|-------|-------|
| Antenna Type            | PIFA  |       |       |       |       |       |       |       |       |       |       |       |
| Band                    | WCDMA |       |       | LTE   |       |       |       |       |       |       |       |       |
|                         | 2     | 4     | 5     | 2     | 4     | 5     | 7     | 12    | 13    | 14    | 17    | 25    |
| ET NB                   | 2.79  | 1.7   | -1.61 | 2.79  | 1.7   | -1.61 | 0.98  | -1.66 | -0.11 | -0.44 | -1.66 | 2.82  |
| ET TB                   | -2.22 | -3.07 | -9.34 | -2.22 | -3.07 | -9.34 | -0.34 | -6.35 | -8.87 | -8.66 | -6.36 | -1.69 |
| WNC NB                  | 2.69  | 1.69  | -1.62 | 2.69  | 1.69  | -1.62 | 0.97  | -1.72 | -0.23 | -0.50 | -1.72 | 2.7   |
| WNC TB                  | -2.31 | -3.11 | -9.46 | -2.31 | -3.11 | -9.46 | -0.43 | -6.37 | -8.99 | -8.73 | -6.37 | -1.71 |

Parts Number:  
 Ethertronics: 5003806 (Main MIMO, Tx1/ Rx1)  
 WNC: 81ELAS.G63 (Main MIMO, Tx1/ Rx1)

| WWAN Antenna Gain (dBi) |       |       |       |       |       |       |       |       |  |
|-------------------------|-------|-------|-------|-------|-------|-------|-------|-------|--|
| Antenna Type            | PIFA  |       |       |       |       |       |       |       |  |
| Band                    | LTE   |       |       |       |       |       |       |       |  |
|                         | 26    | 30    | 38    | 41    | 42    | 48    | 66    | 71    |  |
| ET NB                   | -1.73 | 2.92  | 0.86  | 0.98  | -0.01 | -0.04 | 1.98  | -2.66 |  |
| ET TB                   | -9.34 | -2.31 | -0.34 | -0.17 | 0.79  | -1.16 | -2.99 | -7.13 |  |
| WNC NB                  | -1.8  | 2.89  | 0.8   | 0.97  | -0.09 | 0.04  | 1.89  | -2.7  |  |
| WNC TB                  | -9.46 | -2.37 | -0.46 | -0.26 | 0.78  | -1.12 | -3.05 | -7.15 |  |

Parts Number:  
 Ethertronics: 5003806 (Main MIMO, Tx1/ Rx1)  
 WNC: 81ELAS.G63 (Main MIMO, Tx1/ Rx1)

| WWAN Antenna Gain (dBi) |       |       |       |       |       |       |
|-------------------------|-------|-------|-------|-------|-------|-------|
| Antenna Type            | PIFA  |       |       |       |       |       |
| Band                    | NR    |       |       |       |       |       |
|                         | 2     | 5     | 7     | 12    | 41    | 66    |
| ET NB                   | 2.79  | -1.61 | 0.98  | -1.66 | 0.98  | 1.98  |
| ET TB                   | -2.22 | -9.34 | -0.34 | -6.35 | -0.17 | -2.99 |
| WNC NB                  | 2.69  | -1.62 | 0.97  | -1.72 | 0.97  | 1.89  |
| WNC TB                  | -2.31 | -9.46 | -0.43 | -6.37 | -0.26 | -3.05 |

Parts Number:  
 Ethertronics: 5003806 (Main MIMO, Tx1/ Rx1)  
 WNC: 81ELAS.G63 (Main MIMO, Tx1/ Rx1)

# SAR Test Report

| WLAN Antenna |                   |              |                         | Antenna Gain (dBi) |               |                |                |
|--------------|-------------------|--------------|-------------------------|--------------------|---------------|----------------|----------------|
| Ant. Type    | Manufacturer      | Parts Number |                         | BT/WLAN            | WLAN          | WLAN           | WLAN           |
|              |                   |              |                         | 2.4 GHz            | 5.15~5.35 GHz | 5.47~5.725 GHz | 5.725~5.85 GHz |
| PIFA         | Hong-BO Co., Ltd. | Main         | 260-24302 (DC33002CQ1L) | -1.28              | -2.02         | -1.23          | -0.14          |
|              |                   | Aux.         | 260-24302 (DC33002CQ1L) | -2.76              | -1.06         | -1.24          | -1.06          |
| PIFA         | Ethertronics      | Main         | 5003710 (DC33002CL3L)   | -1.51              | -0.68         | -0.73          | -0.58          |
|              |                   | Aux.         | 5003710 (DC33002CL3L)   | -2.34              | -1.16         | -1.35          | -1.35          |

3. The above EUT information is declared by manufacturer and for more detailed features description please refers to the manufacturer's specifications or User's Manual.

### List of Accessory:

|                       |              |                      |
|-----------------------|--------------|----------------------|
| WWAN Module           | Brand Name   | FOXCONN              |
|                       | Model Name   | T99W175              |
|                       | FCC ID       | 2AQ68T99W175-D1      |
| WLAN Module           | Brand Name   | Intel® Wi-Fi 6 AX201 |
|                       | Model Name   | AX201D2W             |
|                       | FCC ID       | PD9AX201D2           |
| Battery 1<br>(6 Cell) | Brand Name   | Dell                 |
|                       | Model Name   | TVKGH                |
|                       | Power Rating | 7334mAh, 88Wh, 11.4V |
|                       | Type         | Li-ion               |
| Battery 2<br>(4 Cell) | Brand Name   | Dell                 |
|                       | Model Name   | N7HT0                |
|                       | Power Rating | 6500mAh, 52Wh, 7.6V  |
|                       | Type         | Li-ion               |

### **3. SAR Measurement System**

#### **3.1 Definition of Specific Absorption Rate (SAR)**

SAR is related to the rate at which energy is absorbed per unit mass in an object exposed to a radio field. The SAR distribution in a biological body is complicated and is usually carried out by experimental techniques or numerical modeling. The standard recommends limits for two tiers of groups, occupational/controlled and general population/uncontrolled, based on a person's awareness and ability to exercise control over his or her exposure. In general, occupational/controlled exposure limits are higher than the limits for general population/uncontrolled.

The SAR definition is the time derivative (rate) of the incremental energy (dW) absorbed by (dissipated in) an incremental mass (dm) contained in a volume element (dv) of a given density ( $\rho$ ). The equation description is as below:

$$\text{SAR} = \frac{d}{dt} \left( \frac{dW}{dm} \right) = \frac{d}{dt} \left( \frac{dW}{\rho dv} \right)$$

SAR is expressed in units of Watts per kilogram (W/kg)

SAR measurement can be related to the electrical field in the tissue by

$$\text{SAR} = \frac{\sigma |E|^2}{\rho}$$

Where:  $\sigma$  is the conductivity of the tissue,  $\rho$  is the mass density of the tissue and E is the RMS electrical field strength.

#### **3.2 SPEAG DASY6 System**

DASY6 system consists of high precision robot, probe alignment sensor, phantom, robot controller, controlled measurement server and near-field probe. The robot includes six axes that can move to the precision position of the DASY6 software defined. The DASY6 software can define the area that is detected by the probe. The robot is connected to controlled box. Controlled measurement server is connected to the controlled robot box. The DAE includes amplifier, signal multiplexing, AD converter, offset measurement and surface detection. It is connected to the Electro-optical coupler (ECO). The ECO performs the conversion from the optical into digital electric signal of the DAE and transfers data to the PC.



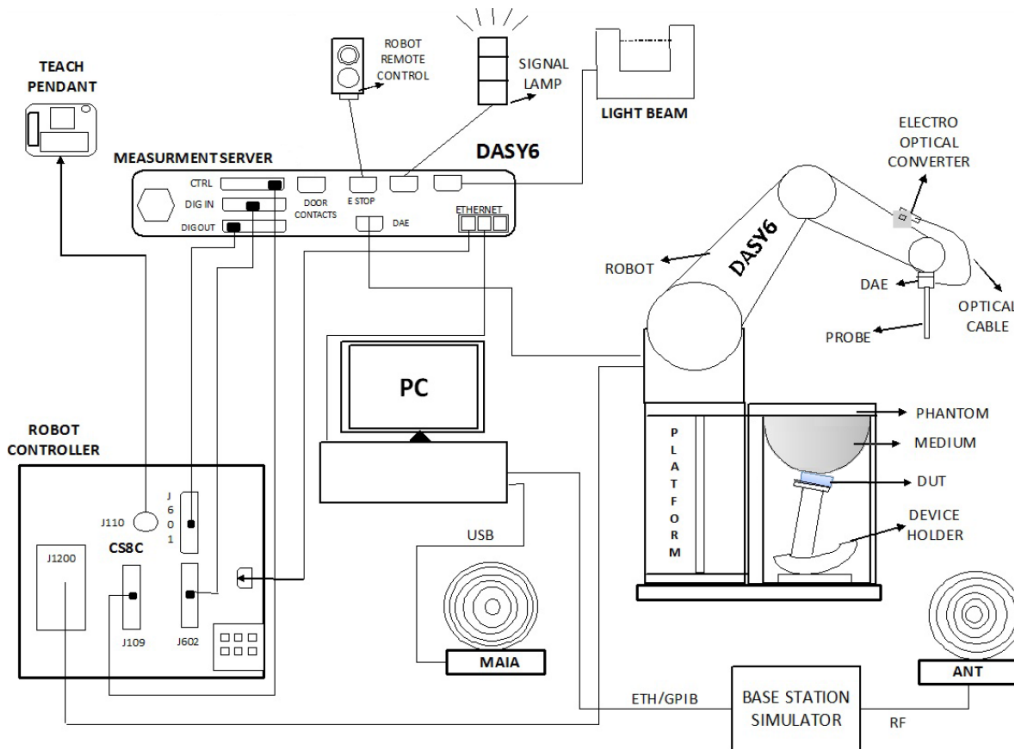


Fig-3.1 SPEAG DASY6 System Setup

### 3.2.1 Robot

The DASY6 system uses the high precision robots from Stäubli SA (France). For the 6-axis controller system, the robot controller version of CS8c from Stäubli is used. The Stäubli robot series have many features that are important for our application:

- High precision (repeatability  $\pm 0.035$  mm)
- High reliability (industrial design)
- Jerk-free straight movements
- Low ELF interference (the closed metallic construction shields against motor control fields)




Fig-3.2 SPEAG DASY6 System


## SAR Test Report

### 3.2.2 Probes


The SAR measurement is conducted with the dosimetric probe. The probe is specially designed and calibrated for use in liquid with high permittivity. The dosimetric probe has special calibration in liquid at different frequency.

|                      |                                                                                                                                                          |                                                                                     |
|----------------------|----------------------------------------------------------------------------------------------------------------------------------------------------------|-------------------------------------------------------------------------------------|
| <b>Model</b>         | EX3DV4                                                                                                                                                   |  |
| <b>Construction</b>  | Symmetrical design with triangular core. Built-in shielding against static charges. PEEK enclosure material (resistant to organic solvents, e.g., DGBE). |                                                                                     |
| <b>Frequency</b>     | 4 MHz to 10 GHz<br>Linearity: $\pm 0.2$ dB                                                                                                               |                                                                                     |
| <b>Directivity</b>   | $\pm 0.1$ dB in TSL (rotation around probe axis)<br>$\pm 0.3$ dB in TSL (rotation normal to probe axis)                                                  |                                                                                     |
| <b>Dynamic Range</b> | 10 $\mu$ W/g to 100 mW/g<br>Linearity: $\pm 0.2$ dB (noise: typically $< 1$ $\mu$ W/g)                                                                   |                                                                                     |
| <b>Dimensions</b>    | Overall length: 337 mm (Tip: 20 mm)<br>Tip diameter: 2.5 mm (Body: 12 mm)<br>Typical distance from probe tip to dipole centers: 1 mm                     |                                                                                     |


### 3.2.3 Data Acquisition Electronics (DAE)

|                             |                                                                                                                                                                                                                                                     |                                                                                      |
|-----------------------------|-----------------------------------------------------------------------------------------------------------------------------------------------------------------------------------------------------------------------------------------------------|--------------------------------------------------------------------------------------|
| <b>Model</b>                | DAE3, DAE4                                                                                                                                                                                                                                          |  |
| <b>Construction</b>         | Signal amplifier, multiplexer, A/D converter and control logic. Serial optical link for communication with DASY embedded system (fully remote controlled). Two step probe touch detector for mechanical surface detection and emergency robot stop. |                                                                                      |
| <b>Measurement Range</b>    | -100 to +300 mV (16 bit resolution and two range settings: 4mV, 400mV)                                                                                                                                                                              |                                                                                      |
| <b>Input Offset Voltage</b> | $< 5\mu$ V (with auto zero)                                                                                                                                                                                                                         |                                                                                      |
| <b>Input Bias Current</b>   | $< 50$ fA                                                                                                                                                                                                                                           |                                                                                      |
| <b>Dimensions</b>           | 60 x 60 x 68 mm                                                                                                                                                                                                                                     |                                                                                      |


### 3.2.4 Phantoms


|                        |                                                                                                                                                                                                                                                                                                                                                                                                                                                                                           |                                                                                       |
|------------------------|-------------------------------------------------------------------------------------------------------------------------------------------------------------------------------------------------------------------------------------------------------------------------------------------------------------------------------------------------------------------------------------------------------------------------------------------------------------------------------------------|---------------------------------------------------------------------------------------|
| <b>Model</b>           | SAM-Twin Phantom                                                                                                                                                                                                                                                                                                                                                                                                                                                                          |  |
| <b>Construction</b>    | The shell corresponds to the specifications of the Specific Anthropomorphic Mannequin (SAM) phantom defined in IEEE Std 1528 and IEC 62209-1. It enables the dosimetric evaluation of left and right hand phone usage as well as body-mounted usage at the flat phantom region. A cover prevents evaporation of the liquid. Reference markings on the phantom allow the complete setup of all predefined phantom positions and measurement grids by teaching three points with the robot. |                                                                                       |
| <b>Material</b>        | Vinylester, fiberglass reinforced (VE-GF)                                                                                                                                                                                                                                                                                                                                                                                                                                                 |                                                                                       |
| <b>Shell Thickness</b> | 2 $\pm$ 0.2 mm (6 $\pm$ 0.2 mm at ear point)                                                                                                                                                                                                                                                                                                                                                                                                                                              |                                                                                       |
| <b>Dimensions</b>      | Length: 1000 mm<br>Width: 500 mm<br>Height: adjustable feet                                                                                                                                                                                                                                                                                                                                                                                                                               |                                                                                       |
| <b>Filling Volume</b>  | approx. 25 liters                                                                                                                                                                                                                                                                                                                                                                                                                                                                         |                                                                                       |


# SAR Test Report

|                        |                                                                                                                                                                                                                                                                                                                                                                                                                                                                                                                                                                                                   |                                                                                     |
|------------------------|---------------------------------------------------------------------------------------------------------------------------------------------------------------------------------------------------------------------------------------------------------------------------------------------------------------------------------------------------------------------------------------------------------------------------------------------------------------------------------------------------------------------------------------------------------------------------------------------------|-------------------------------------------------------------------------------------|
| <b>Model</b>           | ELI                                                                                                                                                                                                                                                                                                                                                                                                                                                                                                                                                                                               |  |
| <b>Construction</b>    | The ELI phantom is used for compliance testing of handheld and body-mounted wireless devices. ELI is fully compatible with the IEC 62209-2 standard and all known tissue simulating liquids. ELI has been optimized regarding its performance and can be integrated into our standard phantom tables. A cover prevents evaporation of the liquid. Reference markings on the phantom allow installation of the complete setup, including all predefined phantom positions and measurement grids, by teaching three points. The phantom is compatible with all SPEAG dosimetric probes and dipoles. |                                                                                     |
| <b>Material</b>        | Vinylester, fiberglass reinforced (VE-GF)                                                                                                                                                                                                                                                                                                                                                                                                                                                                                                                                                         |                                                                                     |
| <b>Shell Thickness</b> | 2.0 ± 0.2 mm (bottom plate)                                                                                                                                                                                                                                                                                                                                                                                                                                                                                                                                                                       |                                                                                     |
| <b>Dimensions</b>      | Major axis: 600 mm<br>Minor axis: 400 mm                                                                                                                                                                                                                                                                                                                                                                                                                                                                                                                                                          |                                                                                     |
| <b>Filling Volume</b>  | approx. 30 liters                                                                                                                                                                                                                                                                                                                                                                                                                                                                                                                                                                                 |                                                                                     |


### 3.2.5 Device Holder

|                     |                                                                                                                                                                                                                                                                                                                                                                                                                                                                                            |                                                                                      |
|---------------------|--------------------------------------------------------------------------------------------------------------------------------------------------------------------------------------------------------------------------------------------------------------------------------------------------------------------------------------------------------------------------------------------------------------------------------------------------------------------------------------------|--------------------------------------------------------------------------------------|
| <b>Model</b>        | MD4HHTV5 - Mounting Device for Hand-Held Transmitters                                                                                                                                                                                                                                                                                                                                                                                                                                      |  |
| <b>Construction</b> | In combination with the Twin SAM or ELI phantoms, the Mounting Device for Hand-Held Transmitters enables rotation of the mounted transmitter device to specified spherical coordinates. At the heads, the rotation axis is at the ear opening. Transmitter devices can be easily and accurately positioned according to IEC 62209-1, IEEE 1528, FCC, or other specifications. The device holder can be locked for positioning at different phantom sections (left head, right head, flat). |                                                                                      |
| <b>Material</b>     | Polyoxymethylene (POM)                                                                                                                                                                                                                                                                                                                                                                                                                                                                     |                                                                                      |


|                     |                                                                                                                                                                          |                                                                                       |
|---------------------|--------------------------------------------------------------------------------------------------------------------------------------------------------------------------|---------------------------------------------------------------------------------------|
| <b>Model</b>        | MDA4WTV5 - Mounting Device Adaptor for Ultra Wide Transmitters                                                                                                           |  |
| <b>Construction</b> | An upgrade kit to Mounting Device to enable easy mounting of wider devices like big smart-phones, e-books, small tablets, etc. It holds devices with width up to 140 mm. |                                                                                       |
| <b>Material</b>     | Polyoxymethylene (POM)                                                                                                                                                   |                                                                                       |

|                     |                                                                                                                                          |                                                                                       |
|---------------------|------------------------------------------------------------------------------------------------------------------------------------------|---------------------------------------------------------------------------------------|
| <b>Model</b>        | MDA4SPV6 - Mounting Device Adaptor for Smart Phones                                                                                      |  |
| <b>Construction</b> | The solid low-density MDA4SPV6 adaptor assuring no impact on the DUT radiation performance and is conform with any DUT design and shape. |                                                                                       |
| <b>Material</b>     | ROHACELL                                                                                                                                 |                                                                                       |


## SAR Test Report

|                     |                                                                                                                                                                                                                                              |                                                                                     |
|---------------------|----------------------------------------------------------------------------------------------------------------------------------------------------------------------------------------------------------------------------------------------|-------------------------------------------------------------------------------------|
| <b>Model</b>        | MD4LAPV5 - Mounting Device for Laptops and other Body-Worn Transmitters                                                                                                                                                                      |  |
| <b>Construction</b> | In combination with the Twin SAM or ELI phantoms, the Mounting Device (Body-Worn) enables testing of transmitter devices according to IEC 62209-2 specifications. The device holder can be locked for positioning at a flat phantom section. |                                                                                     |
| <b>Material</b>     | Polyoxymethylene (POM), PET-G, Foam                                                                                                                                                                                                          |                                                                                     |

### 3.2.6 System Validation Dipoles


|                         |                                                                                                                                                                      |                                                                                      |
|-------------------------|----------------------------------------------------------------------------------------------------------------------------------------------------------------------|--------------------------------------------------------------------------------------|
| <b>Model</b>            | D-Serial                                                                                                                                                             |  |
| <b>Construction</b>     | Symmetrical dipole with 1/4 balun. Enables measurement of feed point impedance with NWA. Matched for use near flat phantoms filled with tissue simulating solutions. |                                                                                      |
| <b>Frequency</b>        | 750 MHz to 5800 MHz                                                                                                                                                  |                                                                                      |
| <b>Return Loss</b>      | > 20 dB                                                                                                                                                              |                                                                                      |
| <b>Power Capability</b> | > 100 W (f < 1GHz), > 40 W (f > 1GHz)                                                                                                                                |                                                                                      |

### 3.2.7 Power Source

|                              |                                                           |                                                                                       |
|------------------------------|-----------------------------------------------------------|---------------------------------------------------------------------------------------|
| <b>Model</b>                 | Powersource1                                              |  |
| <b>Signal Type</b>           | Continuous Wave                                           |                                                                                       |
| <b>Operating Frequencies</b> | 600 MHz to 5850 MHz                                       |                                                                                       |
| <b>Output Power</b>          | -5.0 dBm to +17.0 dBm                                     |                                                                                       |
| <b>Power Supply</b>          | 5V DC, via USB jack                                       |                                                                                       |
| <b>Power Consumption</b>     | <3 W                                                      |                                                                                       |
| <b>Applications</b>          | System performance check and validation with a CW signal. |                                                                                       |

**3.2.8 Tissue Simulating Liquids**

For SAR measurement of the field distribution inside the phantom, the phantom must be filled with homogeneous tissue simulating liquid to a depth of at least 15 cm. For head SAR testing, the liquid height from the ear reference point (ERP) of the phantom to the liquid top surface is larger than 15 cm. For body SAR testing, the liquid height from the center of the flat phantom to the liquid top surface is larger than 15 cm. The nominal dielectric values of the tissue simulating liquids in the phantom and the tolerance of 10 % are listed in Table-3.1.



**Table-3.1 Targets of Tissue Simulating Liquid**

| Frequency (MHz) | Target Permittivity | Range of $\pm 10\%$ | Target Conductivity | Range of $\pm 10\%$ |
|-----------------|---------------------|---------------------|---------------------|---------------------|
| 450             | 43.5                | 39.2 ~ 47.9         | 0.87                | 0.78 ~ 0.96         |
| 750             | 41.9                | 37.7 ~ 46.1         | 0.89                | 0.80 ~ 0.98         |
| 835             | 41.5                | 37.4 ~ 45.7         | 0.90                | 0.81 ~ 0.99         |
| 900             | 41.5                | 37.4 ~ 45.7         | 0.97                | 0.87 ~ 1.07         |
| 1450            | 40.5                | 36.5 ~ 44.6         | 1.20                | 1.08 ~ 1.32         |
| 1500            | 40.4                | 36.4 ~ 44.4         | 1.23                | 1.11 ~ 1.35         |
| 1640            | 40.2                | 36.2 ~ 44.2         | 1.31                | 1.18 ~ 1.44         |
| 1750            | 40.1                | 36.1 ~ 44.1         | 1.37                | 1.23 ~ 1.51         |
| 1800            | 40.0                | 36.0 ~ 44.0         | 1.40                | 1.26 ~ 1.54         |
| 1900            | 40.0                | 36.0 ~ 44.0         | 1.40                | 1.26 ~ 1.54         |
| 2000            | 40.0                | 36.0 ~ 44.0         | 1.40                | 1.26 ~ 1.54         |
| 2100            | 39.8                | 35.8 ~ 43.8         | 1.49                | 1.34 ~ 1.64         |
| 2300            | 39.5                | 35.6 ~ 43.5         | 1.67                | 1.50 ~ 1.84         |
| 2450            | 39.2                | 35.3 ~ 43.1         | 1.80                | 1.62 ~ 1.98         |
| 2600            | 39.0                | 35.1 ~ 42.9         | 1.96                | 1.76 ~ 2.16         |
| 3000            | 38.5                | 34.7 ~ 42.4         | 2.40                | 2.16 ~ 2.64         |
| 3500            | 37.9                | 34.1 ~ 41.7         | 2.91                | 2.62 ~ 3.20         |
| 4000            | 37.4                | 33.7 ~ 41.1         | 3.43                | 3.09 ~ 3.77         |
| 4500            | 36.8                | 33.1 ~ 40.5         | 3.94                | 3.55 ~ 4.33         |
| 5000            | 36.2                | 32.6 ~ 39.8         | 4.45                | 4.01 ~ 4.90         |
| 5200            | 36.0                | 32.4 ~ 39.6         | 4.66                | 4.19 ~ 5.13         |
| 5400            | 35.8                | 32.2 ~ 39.4         | 4.86                | 4.37 ~ 5.35         |
| 5600            | 35.5                | 32.0 ~ 39.1         | 5.07                | 4.56 ~ 5.58         |
| 5800            | 35.3                | 31.8 ~ 38.8         | 5.27                | 4.74 ~ 5.80         |
| 6000            | 35.1                | 31.6 ~ 38.6         | 5.48                | 4.93 ~ 6.03         |

## SAR Test Report

The dielectric properties of the tissue simulating liquids are defined in IEC 62209-1 and IEC 62209-2. The dielectric properties of the tissue simulating liquids were verified prior to the SAR evaluation using a dielectric assessment kit and a network analyzer.

Since the range of  $\pm 10\%$  of the required target values is used to measure relative permittivity and conductivity, the SAR correction procedure is applied to correct measured SAR for the deviations in permittivity and conductivity. Only positive correction has been used to scale up the measured SAR, and SAR result would not be corrected if the correction  $\Delta$  SAR has a negative sign.

The following table gives the recipes for tissue simulating liquids.

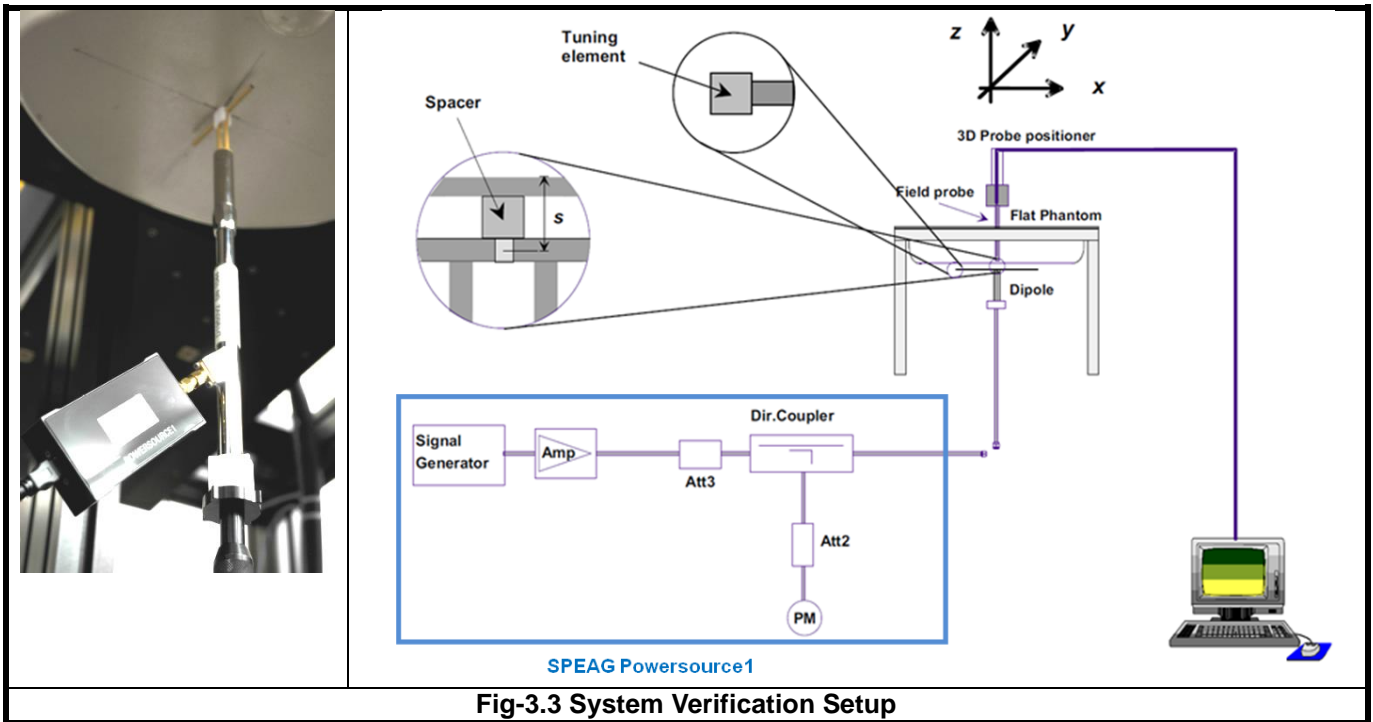
**Table-3.2 Recipes of Tissue Simulating Liquid**

| Tissue Type | Bactericide | DGBE | HEC | NaCl | Sucrose | Triton X-100 | Water | Diethylene Glycol Mono-hexylether |
|-------------|-------------|------|-----|------|---------|--------------|-------|-----------------------------------|
| H750        | 0.2         | -    | 0.2 | 1.5  | 56.0    | -            | 42.1  | -                                 |
| H835        | 0.2         | -    | 0.2 | 1.5  | 57.0    | -            | 41.1  | -                                 |
| H900        | 0.2         | -    | 0.2 | 1.4  | 58.0    | -            | 40.2  | -                                 |
| H1450       | -           | 43.3 | -   | 0.6  | -       | -            | 56.1  | -                                 |
| H1640       | -           | 45.8 | -   | 0.5  | -       | -            | 53.7  | -                                 |
| H1750       | -           | 47.0 | -   | 0.4  | -       | -            | 52.6  | -                                 |
| H1800       | -           | 44.5 | -   | 0.3  | -       | -            | 55.2  | -                                 |
| H1900       | -           | 44.5 | -   | 0.2  | -       | -            | 55.3  | -                                 |
| H2000       | -           | 44.5 | -   | 0.1  | -       | -            | 55.4  | -                                 |
| H2300       | -           | 44.9 | -   | 0.1  | -       | -            | 55.0  | -                                 |
| H2450       | -           | 45.0 | -   | 0.1  | -       | -            | 54.9  | -                                 |
| H2600       | -           | 45.1 | -   | 0.1  | -       | -            | 54.8  | -                                 |
| H3500       | -           | 8.0  | -   | 0.2  | -       | 20.0         | 71.8  | -                                 |
| H5G         | -           | -    | -   | -    | -       | 17.2         | 65.5  | 17.3                              |



**3.3 SAR System Verification**

The system check verifies that the system operates within its specifications. It is performed daily or before every SAR measurement. The system check uses normal SAR measurements in the flat section of the phantom with a matched dipole at a specified distance. The system verification setup is shown as below.



**Fig-3.3 System Verification Setup**

The SPEAG Powersource1 is a portable and very stable RF source providing a continuous wave (CW) signal. It is designed for conducting SAR system checks and SAR system validation of DASy and is compatible with IEC 62209-1, IEC 62209-2 and IEEE Std 1528 standards. The Powersource1 has been calibrated by SPEAG's ISO/IEC 17025-accredited calibration center. When using Powersource1, the setup can be simplified, as shown in Fig-3.3. The signal purity is warranted by design. Since the Powersource1 is calibrated, no additional equipment is needed and the Powersource1 can directly be connected to the SMA connector of the dipole without a cable as all separate components (signal generator, amplifier, coupler and power meter) are built into the unit.

The validation dipole is placed beneath the flat phantom with the specific spacer in place. The distance spacer is touch the phantom surface with a light pressure at the reference marking and be oriented parallel to the long side of the phantom. The Powersource1 is adjusted for the desired forward power of 17 dBm at the dipole connector and the RF output power would be turned on. After system check testing, the SAR result will be normalized to 1W forward input power and compared with the reference SAR value derived from validation dipole certificate report. The deviation of system check should be within 10 %.

**3.4 SAR Measurement Procedure**

According to the SAR test standard, the recommended procedure for assessing the peak spatial-average SAR value consists of the following steps:

- (a) Power reference measurement
- (b) Area scan
- (c) Zoom scan
- (d) Power drift measurement

The SAR measurement procedures for each of test conditions are as follows:

- (a) Make EUT to transmit maximum output power
- (b) Measure conducted output power through RF cable
- (c) Place the EUT in the specific position of phantom
- (d) Perform SAR testing steps on the DASY system
- (e) Record the SAR value

**3.4.1 Area Scan and Zoom Scan Procedure**

First area scan is used to locate the approximate location(s) of the local peak SAR value(s). The measurement grid within an area scan is defined by the grid extent, grid step size and grid offset. Next, in order to determine the EM field distribution in a three-dimensional spatial extension, zoom scan is required. The zoom scan is performed around the highest E-field value to determine the averaged SAR-distribution.

Measure the local SAR at a test point at 1.4 mm of the inner surface of the phantom recommended by SEPAG. The area scan (two-dimensional SAR distribution) is performed cover at least an area larger than the projection of the EUT or antenna. The measurement resolution and spatial resolution for interpolation shall be chosen to allow identification of the local peak locations to within one-half of the linear dimension of the corresponding side of the zoom scan volume. Following table provides the measurement parameters required for the area scan.

| Parameter                                                                                 | $f \leq 3 \text{ GHz}$                                                                | $3 \text{ GHz} < f \leq 6 \text{ GHz}$                                               |
|-------------------------------------------------------------------------------------------|---------------------------------------------------------------------------------------|--------------------------------------------------------------------------------------|
| Maximum distance from closest measurement point to phantom surface                        | $5 \pm 1$                                                                             | $\delta \ln(2)/2 \pm 0.5$                                                            |
| Maximum probe angle from probe axis to phantom surface normal at the measurement location | $30^\circ \pm 1^\circ$                                                                | $20^\circ \pm 1^\circ$                                                               |
| Maximum area scan spatial resolution: $\Delta x_{Area}, \Delta y_{Area}$                  | $\leq 2 \text{ GHz: } \leq 15 \text{ mm}$<br>$2 - 3 \text{ GHz: } \leq 12 \text{ mm}$ | $3 - 4 \text{ GHz: } \leq 12 \text{ mm}$<br>$4 - 6 \text{ GHz: } \leq 10 \text{ mm}$ |

From the scanned SAR distribution, identify the position of the maximum SAR value, in addition identify the positions of any local maxima with SAR values within 2 dB of the maximum value that will not be within the zoom scan of other peaks. Additional peaks shall be measured only when the primary peak is within 2 dB of the SAR compliance limit (e.g. 1 W/kg for 1.6 W/kg, 1 g limit; or 1.26 W/kg for 2 W/kg, 10 g limit).



The zoom scan (three-dimensional SAR distribution) is performed at the local maxima locations identified in previous area scan procedure. The zoom scan volume must be larger than the required minimum dimensions. When graded grids are used, which only applies in the direction normal to the phantom surface, the initial grid separation closest to the phantom surface and subsequent graded grid increment ratios must satisfy the required protocols. The 1-g SAR averaging volume must be fully contained within the zoom scan measurement volume boundaries; otherwise, the measurement must be repeated by shifting or expanding the zoom scan volume. The similar requirements also apply to 10-g SAR measurements. Following table provides the measurement parameters required for the zoom scan.

| Parameter                                                                              |                                                     | $f \leq 3$ GHz                                      | $3 \text{ GHz} < f \leq 6$ GHz                                                   |
|----------------------------------------------------------------------------------------|-----------------------------------------------------|-----------------------------------------------------|----------------------------------------------------------------------------------|
| Maximum zoom scan spatial resolution: $\Delta x_{\text{zoom}}, \Delta y_{\text{zoom}}$ |                                                     | $\leq 2$ GHz: $\leq 8$ mm<br>2 – 3 GHz: $\leq 5$ mm | 3 – 4 GHz: $\leq 5$ mm<br>4 – 6 GHz: $\leq 4$ mm                                 |
| Maximum zoom scan spatial resolution, normal to phantom surface                        | <i>uniform grid:</i> $\Delta z_{\text{zoom}}(n)$    | $\leq 5$ mm                                         | 3 – 4 GHz: $\leq 4$ mm<br>4 – 5 GHz: $\leq 3$ mm<br>5 – 6 GHz: $\leq 2$ mm       |
|                                                                                        | <i>graded grids:</i><br>$\Delta z_{\text{zoom}}(1)$ | $\leq 4$ mm                                         | 3 – 4 GHz: $\leq 3.0$ mm<br>4 – 5 GHz: $\leq 2.5$ mm<br>5 – 6 GHz: $\leq 2.0$ mm |
|                                                                                        | $\Delta z_{\text{zoom}}(n>1)$                       | $\leq 1.5 \cdot \Delta z_{\text{zoom}}(n-1)$ mm     |                                                                                  |
| Minimum zoom scan volume (x, y, z)                                                     |                                                     | $\geq 30$ mm                                        | 3 – 4 GHz: $\geq 28$ mm<br>4 – 5 GHz: $\geq 25$ mm<br>5 – 6 GHz: $\geq 22$ mm    |

Per IEC 62209-2 AMD1, the successively higher resolution zoom scan is required if the zoom scan measured as defined above complies with both of the following criteria, or if the peak spatial-average SAR is below 0.1 W/kg, no additional measurements are needed:

- (1) The smallest horizontal distance from the local SAR peaks to all points 3 dB below the SAR peak shall be larger than the horizontal grid steps in both x and y directions ( $\Delta x, \Delta y$ ). This shall be checked for the measured zoom scan plane conformal to the phantom at the distance  $z_{M1}$ .
- (2) The ratio of the SAR at the second measured point (M2) to the SAR at the closest measured point (M1) at the x-y location of the measured maximum SAR value shall be at least 30 %.

If one or both of the above criteria are not met, the zoom scan measurement shall be repeated using a finer resolution. New horizontal and vertical grid steps shall be determined from the measured SAR distribution so that the above criteria are met. Compliance with the above two criteria shall be demonstrated for the new measured zoom scan.

### 3.4.2 Volume Scan Procedure

The volume scan is used for assess overlapping SAR distributions for antennas transmitting in different frequency bands. It is equivalent to an oversized zoom scan used in standalone measurements. The measurement volume will be used to enclose all the simultaneous transmitting antennas. For antennas transmitting simultaneously in different frequency bands, the volume scan is measured separately in each frequency band. In order to sum correctly to compute the 1g aggregate SAR, the EUT remain in the same test position for all measurements and all volume scan use the same spatial resolution and grid spacing. When all volume scan were completed, the software, SEMCAD postprocessor can combine and subsequently superpose these measurement data to calculating the multiband SAR.

### 3.4.3 Power Drift Monitoring

All SAR testing is under the EUT install full charged battery and transmit maximum output power. In DASY measurement software, the power reference measurement and power drift measurement procedures are used for monitoring the power drift of EUT during SAR test. Both these procedures measure the field at a specified reference position before and after the SAR testing. The software will calculate the field difference in dB. If the power drift more than 5%, the SAR will be retested.

### 3.4.4 Spatial Peak SAR Evaluation

The procedure for spatial peak SAR evaluation has been implemented according to the test standard. It can be conducted for 1g and 10g, as well as for user-specific masses. The DASY software includes all numerical procedures necessary to evaluate the spatial peak SAR value.

The base for the evaluation is a "cube" measurement. The measured volume must include the 1g and 10g cubes with the highest averaged SAR values. For that purpose, the center of the measured volume is aligned to the interpolated peak SAR value of a previously performed area scan.

The entire evaluation of the spatial peak values is performed within the post-processing engine (SEMCAD). The system always gives the maximum values for the 1g and 10g cubes. The algorithm to find the cube with highest averaged SAR is divided into the following stages:

- (a) Extraction of the measured data (grid and values) from the Zoom Scan
- (b) Calculation of the SAR value at every measurement point based on all stored data (A/D values and measurement parameters)
- (c) Generation of a high-resolution mesh within the measured volume
- (d) Interpolation of all measured values from the measurement grid to the high-resolution grid
- (e) Extrapolation of the entire 3-D field distribution to the phantom surface over the distance from sensor to surface
- (f) Calculation of the averaged SAR within masses of 1g and 10g

### 3.4.5 SAR Averaged Methods

In DASY, the interpolation and extrapolation are both based on the modified Quadratic Shepard's method. The interpolation scheme combines a least-square fitted function method and a weighted average method which are the two basic types of computational interpolation and approximation.

Extrapolation routines are used to obtain SAR values between the lowest measurement points and the inner phantom surface. The extrapolation distance is determined by the surface detection distance and the probe sensor offset. The uncertainty increases with the extrapolation distance. To keep the uncertainty within 1% for the 1 g and 10 g cubes, the extrapolation distance should not be larger than 5 mm.

## 4. SAR Measurement Evaluation

### 4.1 EUT Configuration and Setting

#### <Considerations Related to Proximity Sensor>

The device supports WWAN, WLAN, and Bluetooth capabilities. It is designed with a proximity sensor which can trigger/not trigger power reduction for WCDMA and LTE on Rear Face and Bottom Side of EUT for SAR compliance (Tablet mode), Bottom of EUT for SAR compliance (Laptop mode). The power reduction please refer to section 4.6 of this report.

#### Proximity Sensor Triggering Distances (KDB 616217 D04 §6.2)

The proximity sensor triggering distance was determined per KDB 616217 for rear face and applicable edge. Summary for power verification per distance was tabulated in the below table.

#### Tablet Mode

| Output Power Verification in dBm for EUT Rear Face |      |      |      |      |      |      |      |      |      |      |      |
|----------------------------------------------------|------|------|------|------|------|------|------|------|------|------|------|
| Distance (mm)                                      | 27   | 28   | 29   | 30   | 31   | 32   | 33   | 34   | 35   | 36   | 37   |
| WCDMA II                                           | 12.8 | 12.7 | 12.8 | 12.8 | 12.4 | 12.5 | 24.0 | 24.5 | 24.2 | 24.3 | 24.2 |
| WCDMA IV                                           | 15.7 | 15.7 | 15.9 | 16.0 | 15.7 | 15.7 | 24.5 | 24.3 | 24.5 | 24.3 | 24.1 |
| WCDMA V                                            | 20.0 | 20.2 | 20.1 | 20.3 | 20.2 | 20.2 | 24.2 | 24.4 | 23.9 | 24.2 | 24.4 |
| LTE 2                                              | 12.5 | 12.6 | 12.9 | 12.4 | 12.9 | 12.5 | 24.0 | 23.8 | 23.8 | 23.9 | 23.5 |
| LTE 4                                              | 14.3 | 14.1 | 14.0 | 13.9 | 14.3 | 14.0 | 24.3 | 24.0 | 24.0 | 24.1 | 24.2 |
| LTE 5                                              | 16.8 | 16.9 | 16.6 | 16.8 | 16.6 | 16.6 | 23.8 | 23.7 | 24.1 | 23.9 | 23.6 |
| LTE 7                                              | 11.0 | 11.3 | 11.0 | 11.2 | 11.5 | 11.1 | 23.9 | 23.8 | 23.5 | 23.9 | 23.8 |
| LTE 12                                             | 16.7 | 16.8 | 16.7 | 16.5 | 17.0 | 17.0 | 23.5 | 23.8 | 23.8 | 23.9 | 23.7 |
| LTE 13                                             | 17.7 | 17.5 | 17.8 | 17.5 | 17.7 | 17.4 | 23.8 | 24.0 | 23.6 | 23.6 | 24.0 |
| LTE 14                                             | 20.5 | 20.5 | 20.5 | 20.4 | 20.0 | 20.2 | 23.8 | 23.9 | 24.1 | 23.8 | 23.6 |
| LTE 17                                             | 20.0 | 20.2 | 20.0 | 20.2 | 20.1 | 20.0 | 24.1 | 24.1 | 24.3 | 24.1 | 23.9 |
| LTE 25                                             | 12.8 | 12.9 | 12.5 | 12.8 | 12.6 | 12.7 | 24.0 | 23.8 | 24.0 | 24.2 | 24.2 |
| LTE 26                                             | 17.0 | 17.4 | 17.3 | 17.1 | 17.3 | 17.2 | 24.3 | 23.8 | 24.2 | 24.3 | 23.9 |
| LTE 30                                             | 13.9 | 13.8 | 13.8 | 13.4 | 13.9 | 13.6 | 22.7 | 22.6 | 22.4 | 22.5 | 22.5 |
| LTE 38                                             | 13.9 | 13.6 | 14.0 | 13.9 | 13.6 | 13.6 | 23.7 | 23.8 | 23.9 | 23.8 | 23.7 |
| LTE 41                                             | 13.5 | 14.0 | 13.9 | 13.6 | 13.8 | 13.7 | 24.3 | 24.3 | 24.1 | 24.0 | 24.5 |
| LTE 42                                             | 15.0 | 14.7 | 14.7 | 14.6 | 14.9 | 14.8 | 23.8 | 23.6 | 23.7 | 24.0 | 23.6 |
| LTE 48                                             | 13.0 | 13.2 | 13.3 | 13.1 | 12.9 | 13.1 | 21.8 | 21.9 | 22.0 | 22.0 | 21.6 |
| LTE 66                                             | 14.1 | 14.3 | 14.1 | 14.4 | 14.0 | 14.3 | 24.0 | 24.2 | 24.5 | 24.3 | 24.4 |
| LTE 71                                             | 19.7 | 19.5 | 19.5 | 19.6 | 19.6 | 19.9 | 24.5 | 24.5 | 24.0 | 24.4 | 24.1 |
| 5G NR-n2                                           | 14.3 | 14.5 | 14.4 | 14.4 | 14.4 | 14.2 | 23.6 | 23.6 | 23.6 | 23.4 | 23.3 |
| 5G NR-n5                                           | 17.1 | 16.8 | 16.9 | 17.2 | 16.8 | 17.0 | 23.7 | 23.7 | 23.4 | 23.5 | 23.8 |
| 5G NR-n7                                           | 9.7  | 9.6  | 9.8  | 9.8  | 9.5  | 9.4  | 23.5 | 23.9 | 23.6 | 23.4 | 23.4 |
| 5G NR-n12                                          | 18.3 | 18.0 | 18.3 | 17.8 | 17.8 | 17.8 | 23.7 | 23.6 | 23.4 | 23.7 | 23.2 |
| 5G NR-n41                                          | 9.3  | 9.3  | 9.1  | 9.2  | 9.2  | 9.4  | 23.5 | 23.6 | 23.6 | 23.6 | 23.4 |
| 5G NR-n66                                          | 12.3 | 12.3 | 12.0 | 12.0 | 12.1 | 12.2 | 23.6 | 23.8 | 23.7 | 23.5 | 23.4 |

# SAR Test Report

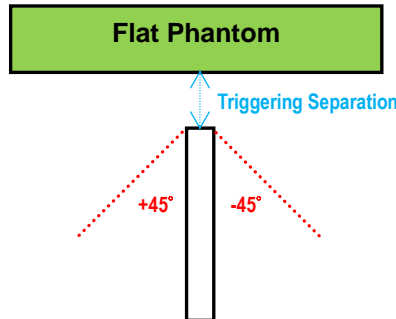
| Output Power Verification in dBm for EUT Bottom Side |      |      |      |      |      |      |      |      |      |      |      |
|------------------------------------------------------|------|------|------|------|------|------|------|------|------|------|------|
| Distance (mm)                                        | 33   | 34   | 35   | 36   | 37   | 38   | 39   | 40   | 41   | 42   | 43   |
| WCDMA II                                             | 12.8 | 12.9 | 12.7 | 12.9 | 12.5 | 12.6 | 24.0 | 24.0 | 24.5 | 24.3 | 24.4 |
| WCDMA IV                                             | 15.6 | 16.0 | 15.8 | 15.6 | 15.9 | 15.6 | 24.1 | 24.2 | 24.3 | 24.4 | 24.4 |
| WCDMA V                                              | 20.1 | 20.3 | 20.4 | 20.3 | 20.3 | 20.4 | 24.2 | 24.4 | 24.4 | 24.0 | 24.4 |
| LTE 2                                                | 12.5 | 12.5 | 12.4 | 12.5 | 12.9 | 12.7 | 23.8 | 23.5 | 23.7 | 24.0 | 23.8 |
| LTE 4                                                | 14.1 | 14.3 | 14.2 | 14.3 | 14.4 | 14.1 | 23.9 | 24.2 | 24.1 | 24.3 | 24.0 |
| LTE 5                                                | 16.7 | 16.6 | 16.9 | 16.5 | 17.0 | 16.6 | 24.0 | 24.0 | 23.8 | 24.1 | 23.8 |
| LTE 7                                                | 11.2 | 11.1 | 11.2 | 11.2 | 11.3 | 11.3 | 23.7 | 23.8 | 23.8 | 23.9 | 23.9 |
| LTE 12                                               | 17.0 | 16.9 | 16.8 | 16.5 | 16.5 | 16.9 | 23.9 | 23.9 | 23.9 | 23.7 | 24.0 |
| LTE 13                                               | 17.4 | 17.7 | 17.8 | 17.4 | 17.9 | 17.7 | 23.6 | 23.6 | 23.9 | 23.7 | 23.6 |
| LTE 14                                               | 20.0 | 20.4 | 20.4 | 20.0 | 20.3 | 20.3 | 23.7 | 23.9 | 23.7 | 23.8 | 24.1 |
| LTE 17                                               | 19.9 | 20.1 | 19.9 | 19.9 | 20.2 | 20.0 | 23.9 | 23.9 | 24.3 | 24.0 | 24.0 |
| LTE 25                                               | 12.8 | 12.9 | 12.9 | 13.0 | 12.7 | 12.8 | 24.0 | 24.0 | 24.2 | 24.0 | 23.9 |
| LTE 26                                               | 17.1 | 17.0 | 17.1 | 17.1 | 17.0 | 17.0 | 23.8 | 24.0 | 24.1 | 23.8 | 24.1 |
| LTE 30                                               | 13.9 | 13.7 | 13.7 | 13.5 | 13.4 | 13.8 | 22.4 | 22.8 | 22.5 | 22.8 | 22.4 |
| LTE 38                                               | 13.7 | 13.7 | 14.0 | 13.6 | 13.9 | 14.0 | 23.7 | 23.7 | 24.0 | 23.9 | 23.6 |
| LTE 41                                               | 13.5 | 13.8 | 14.0 | 13.9 | 13.5 | 13.8 | 24.1 | 24.1 | 24.2 | 24.2 | 24.3 |
| LTE 42                                               | 14.8 | 15.0 | 14.8 | 14.5 | 14.5 | 14.7 | 23.5 | 23.6 | 24.0 | 23.8 | 23.9 |
| LTE 48                                               | 12.9 | 13.1 | 13.4 | 13.4 | 13.0 | 13.3 | 22.0 | 22.0 | 21.9 | 21.9 | 21.8 |
| LTE 66                                               | 14.2 | 14.0 | 14.1 | 14.0 | 14.4 | 14.0 | 24.5 | 24.5 | 24.4 | 24.5 | 24.3 |
| LTE 71                                               | 19.4 | 19.6 | 19.9 | 19.9 | 19.4 | 19.6 | 24.2 | 24.3 | 24.3 | 24.4 | 24.4 |
| 5G NR-n2                                             | 14.0 | 14.2 | 14.3 | 14.2 | 14.3 | 14.2 | 23.7 | 23.7 | 23.3 | 23.5 | 23.3 |
| 5G NR-n5                                             | 17.0 | 17.3 | 17.2 | 17.1 | 17.2 | 17.1 | 23.8 | 23.4 | 23.7 | 23.5 | 23.8 |
| 5G NR-n7                                             | 9.7  | 9.9  | 9.8  | 9.6  | 9.4  | 9.9  | 23.5 | 23.4 | 23.7 | 23.9 | 23.5 |
| 5G NR-n12                                            | 18.3 | 18.1 | 18.2 | 18.0 | 18.3 | 18.1 | 23.3 | 23.7 | 23.7 | 23.4 | 23.2 |
| 5G NR-n41                                            | 9.1  | 8.9  | 8.9  | 9.2  | 8.9  | 9.2  | 23.6 | 23.8 | 23.7 | 23.4 | 23.7 |
| 5G NR-n66                                            | 12.0 | 11.8 | 11.8 | 12.1 | 11.8 | 12.0 | 23.3 | 23.8 | 23.5 | 23.8 | 23.6 |

**Laptop Mode**

| <b>Output Power Verification in dBm for EUT Bottom</b> |          |          |           |           |           |           |           |           |           |           |           |
|--------------------------------------------------------|----------|----------|-----------|-----------|-----------|-----------|-----------|-----------|-----------|-----------|-----------|
| <b>Distance (mm)</b>                                   | <b>8</b> | <b>9</b> | <b>10</b> | <b>11</b> | <b>12</b> | <b>13</b> | <b>14</b> | <b>15</b> | <b>16</b> | <b>17</b> | <b>18</b> |
| WCDMA II                                               | 18.3     | 17.9     | 18.2      | 17.8      | 18.2      | 18.1      | 24.4      | 24.5      | 24.4      | 24.0      | 24.0      |
| WCDMA IV                                               | 19.1     | 18.7     | 18.8      | 18.8      | 18.9      | 19.0      | 24.2      | 24.0      | 24.5      | 24.0      | 24.4      |
| WCDMA V                                                | 21.7     | 21.5     | 21.9      | 21.4      | 21.8      | 21.5      | 23.9      | 24.4      | 24.4      | 24.4      | 24.2      |
| LTE 2                                                  | 16.5     | 16.9     | 16.7      | 16.8      | 16.6      | 16.9      | 23.6      | 23.8      | 23.9      | 23.5      | 23.9      |
| LTE 4                                                  | 17.8     | 17.8     | 17.9      | 17.8      | 17.9      | 17.5      | 24.0      | 24.3      | 24.4      | 24.3      | 24.4      |
| LTE 5                                                  | 19.3     | 19.5     | 19.3      | 19.1      | 19.5      | 19.5      | 23.8      | 23.7      | 23.8      | 24.0      | 24.0      |
| LTE 7                                                  | 17.7     | 17.7     | 17.7      | 18.0      | 17.6      | 17.9      | 23.5      | 23.5      | 23.6      | 23.9      | 23.8      |
| LTE 12                                                 | 19.9     | 19.8     | 19.7      | 19.6      | 19.6      | 19.8      | 23.7      | 23.9      | 23.6      | 23.6      | 24.0      |
| LTE 13                                                 | 20.0     | 20.0     | 19.9      | 19.9      | 19.6      | 19.8      | 23.8      | 23.7      | 23.7      | 23.6      | 23.9      |
| LTE 14                                                 | 22.0     | 21.8     | 22.0      | 21.6      | 21.9      | 21.8      | 24.1      | 23.8      | 23.8      | 23.9      | 23.7      |
| LTE 17                                                 | 21.5     | 21.1     | 21.0      | 21.0      | 21.0      | 21.1      | 24.4      | 24.3      | 24.1      | 24.4      | 24.0      |
| LTE 25                                                 | 17.0     | 16.8     | 16.7      | 16.5      | 16.5      | 16.5      | 23.7      | 24.1      | 23.8      | 23.8      | 23.8      |
| LTE 26                                                 | 20.1     | 20.2     | 19.8      | 20.2      | 20.1      | 20.3      | 23.8      | 23.8      | 24.3      | 23.9      | 24.3      |
| LTE 30                                                 | 18.1     | 18.1     | 18.5      | 18.5      | 18.5      | 18.0      | 22.4      | 22.4      | 22.5      | 22.9      | 22.9      |
| LTE 38                                                 | 18.8     | 19.0     | 19.0      | 18.7      | 19.0      | 18.5      | 23.7      | 23.8      | 23.8      | 24.0      | 23.6      |
| LTE 41                                                 | 19.4     | 19.0     | 19.0      | 19.1      | 19.3      | 19.5      | 24.4      | 24.5      | 24.5      | 24.4      | 24.2      |
| LTE 42                                                 | 18.4     | 18.3     | 18.5      | 18.1      | 18.0      | 18.5      | 23.7      | 23.5      | 24.0      | 23.8      | 23.7      |
| LTE 48                                                 | 17.6     | 17.5     | 17.8      | 17.5      | 17.8      | 17.4      | 21.5      | 21.8      | 21.8      | 21.5      | 21.7      |
| LTE 66                                                 | 17.5     | 17.7     | 17.6      | 17.9      | 17.5      | 17.8      | 24.3      | 24.3      | 24.2      | 24.5      | 24.4      |
| LTE 71                                                 | 20.2     | 20.0     | 20.3      | 20.0      | 20.3      | 20.4      | 24.5      | 24.0      | 24.4      | 24.4      | 24.2      |
| 5G NR-n2                                               | 15.7     | 15.5     | 15.6      | 15.5      | 15.6      | 15.7      | 23.7      | 23.4      | 23.4      | 23.8      | 23.6      |
| 5G NR-n5                                               | 18.9     | 19.1     | 18.7      | 18.9      | 19.2      | 18.8      | 23.8      | 23.7      | 23.8      | 23.5      | 23.8      |
| 5G NR-n7                                               | 14.1     | 14.4     | 14.2      | 14.5      | 14.4      | 14.4      | 23.9      | 23.7      | 23.8      | 23.7      | 23.7      |
| 5G NR-n12                                              | 19.0     | 19.2     | 18.9      | 18.9      | 19.2      | 19.1      | 23.7      | 23.5      | 23.7      | 23.7      | 23.7      |
| 5G NR-n41                                              | 13.8     | 13.9     | 13.6      | 13.5      | 13.9      | 13.8      | 23.5      | 23.6      | 23.8      | 23.5      | 23.4      |
| 5G NR-n66                                              | 15.3     | 15.3     | 15.1      | 15.1      | 15.0      | 15.2      | 23.6      | 23.8      | 23.7      | 23.6      | 23.5      |

**Proximity Sensor Tilt Angle Influences (KDB 616217 D04 §6.4)**

The proximity sensor tilt angle influence was determined per KDB 616217 for applicable edge. Summary for proximity sensor tilt angle influence is shown in below.



| Orientation | Separation Distance (mm) | Tilt Angle |      |      |      |      |    |     |     |     |     |     |    |
|-------------|--------------------------|------------|------|------|------|------|----|-----|-----|-----|-----|-----|----|
|             |                          | -45°       | -40° | -30° | -20° | -10° | 0° | 10° | 20° | 30° | 40° | 45° |    |
| Bottom Edge | 23                       | On         | On   | On   | On   | On   | On | On  | On  | On  | On  | On  | On |

**Summary for Proximity Sensor Triggering Test**

**<Tablet>**

According to the procedures noticed in KDB 616217 D04, the proximity sensor triggering distance is 32 mm for EUT Rear Face, and 38 mm for Bottom Side. The separation distance of 32 mm determined by the smallest triggering distance on Bottom Side is used to access the tilt angle influence and the sensor does not release during  $\pm 45$  degree. Therefore, the smallest separation distance for tilt angle influence is 23 mm for the Bottom Side. The conservation triggering distances based on the separation distance for the sensor trigger / not triggered as EUT with power reduction at 0 mm, and EUT without power reduction at 31 mm for EUT Rear Face, and 23 mm for Bottom Side and Client decided use 25mm for Rear Face and 20mm for Bottom Side under testing.

**<Laptop>**

According to the procedures noticed in KDB 616217 D04, the proximity sensor triggering distance is 13 mm for EUT Bottom. The conservation triggering distances based on the separation distance for the sensor trigger / not triggered as EUT with power reduction at 0 mm and there is no full power of user mode when EUT of bottom touch user body.

The power reduction is depends on the proximity sensor input. For a steady SAR test, the power reduction was enabled or disabled manually by engineering software during SAR testing.

### <Connections between EUT and System Simulator>

For WWAN SAR testing, the EUT was linked and controlled by base station emulator. Communication between the EUT and the emulator was established by air link. The distance between the EUT and the communicating antenna of the emulator is larger than 50 cm and the output power radiated from the emulator antenna is at least 30 dB smaller than the output power of EUT. The EUT was set from the emulator to radiate maximum output power during SAR testing.

### <Considerations Related to WCDMA for Setup and Testing>

#### WCDMA Handsets Body-worn SAR

SAR for body-worn configurations is measured using a 12.2 kbps RMC with TPC bits configured to all "1's". The 3G SAR test reduction procedure is applied to other spreading codes and multiple DPDCH<sub>n</sub> configurations supported by the handset with 12.2 kbps RMC as the primary mode.

#### Handsets with Release 5 HSDPA

The 3G SAR test reduction procedure is applied to HSDPA body-worn configurations with 12.2 kbps RMC as the primary mode. Otherwise, SAR is measured for HSDPA using the HSDPA body SAR procedures in the "Release 5 HSDPA Data Devices", for the highest reported SAR body-worn exposure configuration in 12.2 kbps RMC. Handsets with both HSDPA and HSUPA are tested according to Release 6 HSPA test procedures.

#### Handsets with Release 6 HSUPA

The 3G SAR test reduction procedure is applied to HSPA (HSUPA/HSDPA with RMC) body-worn configurations with 12.2 kbps RMC as the primary mode. Otherwise, SAR is measured for HSPA using the HSPA body SAR procedures in the "Release 6 HSPA Data Devices", for the highest reported body-worn exposure SAR configuration in 12.2 kbps RMC. When VOIP is applicable for next to the ear head exposure in HSPA, the 3G SAR test reduction procedure is applied to HSPA with 12.2 kbps RMC as the primary mode; otherwise, the same HSPA configuration used for body-worn measurements is tested for next to the ear head exposure.

## Release 5 HSDPA Data Devices

The 3G SAR test reduction procedure is applied to body SAR with 12.2 kbps RMC as the primary mode. Otherwise, body SAR for HSDPA is measured using an FRC with H-Set 1 in Sub-test 1 and a 12.2 kbps RMC configured in Test Loop Mode 1, for the highest reported SAR configuration in 12.2 kbps RMC without HSDPA. HSDPA is configured according to the applicable UE category of a test device. The number of HS-DSCH / HS-PDSCHs, HARQ processes, minimum inter-TTI interval, transport block sizes and RV coding sequence are defined by the H-set. To maintain a consistent test configuration and stable transmission conditions, QPSK is used in the H-set for SAR testing. HS-DPCCH should be configured with a CQI feedback cycle of 4 ms and a CQI repetition factor of 2 to maintain a constant rate of active CQI slots. DPCCH and DPDCH gain factors ( $\beta_c$ ,  $\beta_d$ ), and HS-DPCCH power offset parameters ( $\Delta_{ACK}$ ,  $\Delta_{NACK}$ ,  $\Delta_{CQI}$ ) are set according to values indicated in below. The CQI value is determined by the UE category, transport block size, number of HS-PDSCHs and modulation used in the H-set.

| Sub-test | $\beta_c$            | $\beta_d$            | $\beta_d$<br>(SF) | $\beta_c/\beta_d$    | $\beta_{HS}^{(1)(2)}$ | CM <sup>(3)</sup><br>(dB) | MPR <sup>(3)</sup><br>(dB) |
|----------|----------------------|----------------------|-------------------|----------------------|-----------------------|---------------------------|----------------------------|
| 1        | 2/15                 | 15/15                | 64                | 2/15                 | 4/15                  | 0.0                       | 0.0                        |
| 2        | 12/15 <sup>(4)</sup> | 15/15 <sup>(4)</sup> | 64                | 12/15 <sup>(4)</sup> | 24/15                 | 1.0                       | 0.0                        |
| 3        | 15/15                | 8/15                 | 64                | 15/8                 | 30/15                 | 1.5                       | 0.5                        |
| 4        | 15/15                | 4/15                 | 64                | 15/4                 | 30/15                 | 1.5                       | 0.5                        |

Note 1:  $\Delta_{ACK}$ ,  $\Delta_{NACK}$  and  $\Delta_{CQI} = 30/15$  with  $\beta_{HS} = 30/15 * \beta_c$ .

Note 2: For the HS-DPCCH power mask requirement test in clause 5.2C, 5.7A, and the Error Vector Magnitude (EVM) with HS-DPCCH test in clause 5.13.1A, and HSDPA EVM with phase discontinuity in clause 5.13.1AA,  $\Delta_{ACK}$  and  $\Delta_{NACK} = 30/15$  with  $\beta_{HS} = 30/15 * \beta_c$ , and  $\Delta_{CQI} = 24/15$  with  $\beta_{HS} = 24/15 * \beta_c$ .

Note 3: CM = 1 for  $\beta_c/\beta_d = 12/15$ ,  $\beta_{HS}/\beta_c = 24/15$ . For all other combinations of DPDCH, DPCCH and HS-DPCCH the MPR is based on the relative CM difference. This is applicable for only UEs that support HSDPA in release 6 and later releases.

Note 4: For subtest 2 the  $\beta_c/\beta_d$  ratio of 12/15 for the TFC during the measurement period (TF1, TF0) is achieved by setting the signalled gain factors for the reference TFC (TF1, TF1) to  $\beta_c = 11/15$  and  $\beta_d = 15/15$ .



# SAR Test Report

## DC-HSDPA SAR Guidance

The 3G SAR test reduction procedure is applied to DC-HSDPA with 12.2 kbps RMC as the primary mode. Otherwise, when SAR is required for Rel. 5 HSDPA, SAR is required for Rel. 8 DC-HSDPA. Power is measured for DC-HSDPA according to the H-Set 12, FRC configuration in Table C.8.1.12 of 3GPP TS 34.121-1 to determine SAR test reduction. A primary and a secondary serving HS-DSCH Cell are required to perform the power measurement and for the results to be acceptable.

## <Considerations Related to LTE for Setup and Testing>

This device contains LTE transmitter which follows 3GPP standards, is category 3, supports both QPSK and 16QAM modulations, and supported LTE band and channel bandwidth is listed in below. The output power was tested per 3GPP TS 36.521-1 maximum transmit procedures for both QPSK and 16QAM modulation. The results please refer to section 4.6 of this report.

| EUT Supported LTE Band and Channel Bandwidth |            |          |          |           |           |           |
|----------------------------------------------|------------|----------|----------|-----------|-----------|-----------|
| LTE Band                                     | BW 1.4 MHz | BW 3 MHz | BW 5 MHz | BW 10 MHz | BW 15 MHz | BW 20 MHz |
| 2                                            | V          | V        | V        | V         | V         | V         |
| 4                                            | V          | V        | V        | V         | V         | V         |
| 5                                            | V          | V        | V        | V         |           |           |
| 7                                            |            |          | V        | V         | V         | V         |
| 12                                           | V          | V        | V        | V         |           |           |
| 13                                           |            |          | V        | V         |           |           |
| 14                                           |            |          | V        | V         |           |           |
| 17                                           |            |          | V        | V         |           |           |
| 25                                           | V          | V        | V        | V         | V         | V         |
| 26                                           | V          | V        | V        | V         | V         |           |
| 30                                           |            |          | V        | V         |           |           |
| 38                                           |            |          | V        | V         | V         | V         |
| 41                                           |            |          | V        | V         | V         | V         |
| 42                                           |            |          | V        | V         | V         | V         |
| 48                                           |            |          | V        | V         | V         | V         |
| 66                                           | V          | V        | V        | V         | V         | V         |
| 71                                           |            |          | V        | V         | V         | V         |

The LTE maximum power reduction (MPR) in accordance with 3GPP TS 36.101 is active all times during LTE operation. The allowed MPR for the maximum output power is specified in below.

| Modulation | Channel Bandwidth / RB Configurations |          |          |           |           |           | LTE MPR Setting (dB) |
|------------|---------------------------------------|----------|----------|-----------|-----------|-----------|----------------------|
|            | BW 1.4 MHz                            | BW 3 MHz | BW 5 MHz | BW 10 MHz | BW 15 MHz | BW 20 MHz |                      |
| QPSK       | > 5                                   | > 4      | > 8      | > 12      | > 16      | > 18      | 1                    |
| 16QAM      | <= 5                                  | <= 4     | <= 8     | <= 12     | <= 16     | <= 18     | 1                    |
| 16QAM      | > 5                                   | > 4      | > 8      | > 12      | > 16      | > 18      | 2                    |
| 64QAM      | <= 5                                  | <= 4     | <= 8     | <= 12     | <= 16     | <= 18     | 2                    |
| 64QAM      | > 5                                   | > 4      | > 8      | > 12      | > 16      | > 18      | 3                    |
| 256QAM     | >= 1                                  |          |          |           |           |           | 5                    |

**Note:** MPR is according to the standard and implemented in the circuit (mandatory).

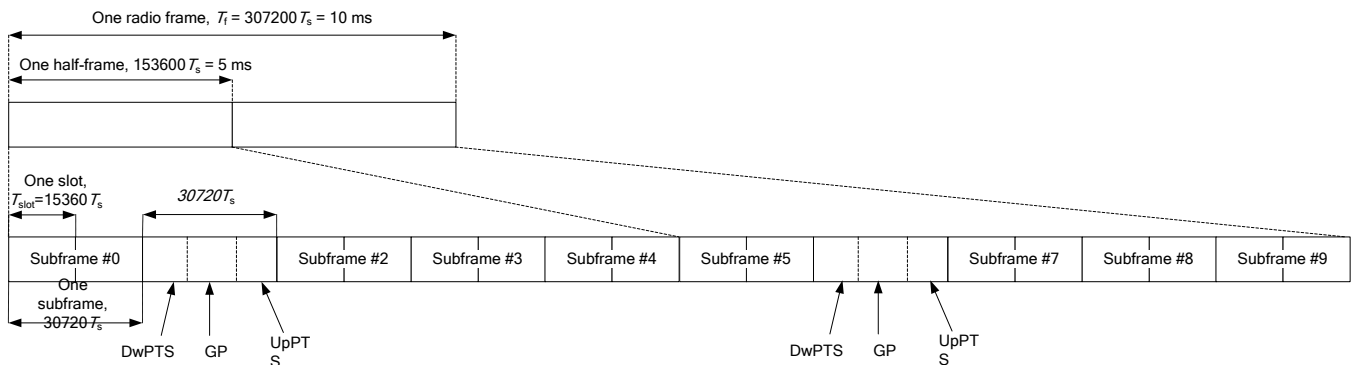
# SAR Test Report

In addition, the device is compliant with additional maximum power reduction (A-MPR) requirements defined in 3GPP TS 36.101 section 6.2.4 that was disabled for all FCC compliance testing.

During LTE SAR testing, the related parameters of operating band, channel bandwidth, uplink channel number, modulation type, and RB was set in base station simulator. When the EUT has registered and communicated to base station simulator, the simulator set to make EUT transmitting the maximum radiated power.

## TDD-LTE Setup Configurations

According to KDB 941225 D05, SAR testing for TDD-LTE device must be tested using a fixed periodic duty factor according to the highest transmission duty factor implemented for the device and supported by the defined 3GPP TDD-LTE configurations. The TDD-LTE of this device supports frame structure type 2 defined in 3GPP TS 36.211 section 4.2, and the frame structure configuration can be referred to below.



3GPP TS 36.211 Figure 4.2-1: Frame Structure Type 2

| Special Subframe Configuration | Normal Cyclic Prefix in Downlink |                                |                                  | Extended Cyclic Prefix in Downlink |                                |                                  |
|--------------------------------|----------------------------------|--------------------------------|----------------------------------|------------------------------------|--------------------------------|----------------------------------|
|                                | DwPTS                            | UpPTS                          |                                  | DwPTS                              | UpPTS                          |                                  |
|                                |                                  | Normal Cyclic Prefix in Uplink | Extended Cyclic Prefix in Uplink |                                    | Normal Cyclic Prefix in Uplink | Extended Cyclic Prefix in Uplink |
| 0                              | 6592 · Ts                        | 2192 · Ts                      | 2560 · Ts                        | 7680 · Ts                          | 2192 · Ts                      | 2560 · Ts                        |
| 1                              | 19760 · Ts                       |                                |                                  | 20480 · Ts                         |                                |                                  |
| 2                              | 21952 · Ts                       |                                |                                  | 23040 · Ts                         |                                |                                  |
| 3                              | 24144 · Ts                       |                                |                                  | 25600 · Ts                         |                                |                                  |
| 4                              | 26336 · Ts                       |                                |                                  | 7680 · Ts                          |                                |                                  |
| 5                              | 6592 · Ts                        | 4384 · Ts                      | 5120 · Ts                        | 20480 · Ts                         | 4384 · Ts                      | 5120 · Ts                        |
| 6                              | 19760 · Ts                       |                                |                                  | 23040 · Ts                         |                                |                                  |
| 7                              | 21952 · Ts                       |                                |                                  | 12800 · Ts                         |                                |                                  |
| 8                              | 24144 · Ts                       |                                |                                  | -                                  |                                |                                  |
| 9                              | 13168 · Ts                       | -                              | -                                | -                                  | -                              | -                                |

3GPP TS 36.211 Table 4.2-1: Configuration of Special Subframe

| Uplink-Downlink Configuration | Downlink-to-Uplink Switch-Point Periodicity | Subframe Number |   |   |   |   |   |   |   |   |   |
|-------------------------------|---------------------------------------------|-----------------|---|---|---|---|---|---|---|---|---|
|                               |                                             | 0               | 1 | 2 | 3 | 4 | 5 | 6 | 7 | 8 | 9 |
| 0                             | 5 ms                                        | D               | S | U | U | U | D | S | U | U | U |
| 1                             | 5 ms                                        | D               | S | U | U | D | D | S | U | U | D |
| 2                             | 5 ms                                        | D               | S | U | D | D | D | S | U | D | D |
| 3                             | 10 ms                                       | D               | S | U | U | U | D | D | D | D | D |
| 4                             | 10 ms                                       | D               | S | U | U | D | D | D | D | D | D |
| 5                             | 10 ms                                       | D               | S | U | D | D | D | D | D | D | D |
| 6                             | 5 ms                                        | D               | S | U | U | U | D | S | U | U | D |

3GPP TS 36.211 Table 4.2-2: Uplink-Downlink Configurations

The variety of different TD-LTE uplink-downlink configurations allows a network operator to allocate the network's capacity between uplink and downlink traffic to meet the needs of the network. The uplink duty cycle of these seven configurations can readily be computed and shown in below.

| UL-DL Configuration | 0      | 1      | 2      | 3      | 4      | 5      | 6      |
|---------------------|--------|--------|--------|--------|--------|--------|--------|
| Highest Duty-Cycle  | 63.33% | 43.33% | 23.33% | 31.67% | 21.67% | 11.67% | 53.33% |

Considering the highest transmission duty cycle, TDD-LTE was tested using Uplink-Downlink Configuration 0 with 6 uplink subframe and 2 special subframe. The special subframe was set to special subframe configuration 7 using extended cyclic prefix uplink. Therefore, SAR testing for TDD-LTE was performed at the maximum output power with highest transmission duty cycle of 63.33%.

**LTE Downlink Carrier Aggregation(CA) Setup Configurations**

LTE Carrier Aggregation (CA) was defined in 3GPP release 10 and higher. The LTE device in CA mode has one Primary Component Carrier (PCC) and one or more Secondary Component Carriers (SCC). PCC acts as the anchor carrier and can optionally cross-schedule data transmission on SCC. The RRC connection is only handled by one cell, the PCC for downlink and uplink communications. After making a data connection to the PCC, the LTE device adds the SCC on the downlink only. All uplink communications and acknowledgements remain identical to release 8 specifications on the PCC. The combinations of downlink carrier aggregation supported by this device are listed in below.

**The Downlink Carrier Aggregation(CA) spec please refer to Appendix I.**

### <Considerations Related to WLAN for Setup and Testing>

In general, various vendor specific external test software and chipset based internal test modes are typically used for SAR measurement. These chipset based test mode utilities are generally hardware and manufacturer dependent, and often include substantial flexibility to reconfigure or reprogram a device. A Wi-Fi device must be configured to transmit continuously at the required data rate, channel bandwidth and signal modulation, using the highest transmission duty factor supported by the test mode tools for SAR measurement. The test frequencies established using test mode must correspond to the actual channel frequencies. When 802.11 frame gaps are accounted for in the transmission, a maximum transmission duty factor of 92 - 96% is typically achievable in most test mode configurations. A minimum transmission duty factor of 85% is required to avoid certain hardware and device implementation issues related to wide range SAR scaling. In addition, a periodic transmission duty factor is required for current generation SAR systems to measure SAR correctly. The reported SAR must be scaled to 100% transmission duty factor to determine compliance at the maximum tune-up tolerance limit.

According to KDB 248227 D01, this device has installed WLAN engineering testing software which can provide continuous transmitting RF signal. During WLAN SAR testing, this device was operated to transmit continuously at the maximum transmission duty with specified transmission mode, operating frequency, lowest data rate, and maximum output power.

### Initial Test Configuration

An initial test configuration is determined for OFDM transmission modes in 2.4 GHz and 5 GHz bands according to the channel bandwidth, modulation and data rate combination(s) with the highest maximum output power specified for production units in each standalone and aggregated frequency band. When the same maximum power is specified for multiple transmission modes in a frequency band, the largest channel bandwidth, lowest order modulation, lowest data rate and lowest order 802.11a/g/n/ac mode is used for SAR measurement, on the highest measured output power channel in the initial test configuration, for each frequency band.

### Subsequent Test Configuration

SAR measurement requirements for the remaining 802.11 transmission mode configurations that have not been tested in the initial test configuration are determined separately for each standalone and aggregated frequency band, in each exposure condition, according to the maximum output power specified for production units. Additional power measurements may be required to determine if SAR measurements are required for subsequent highest output power channels in a subsequent test configuration. When the highest reported SAR for the initial test configuration according to the initial test position or fixed exposure position requirements, is adjusted by the ratio of the subsequent test configuration to initial test configuration specified maximum output power and the adjusted SAR is  $\leq 1.2$  W/kg, SAR is not required for that subsequent test configuration.

### SAR Test Configuration and Channel Selection

When multiple channel bandwidth configurations in a frequency band have the same specified maximum output power, the initial test configuration is using largest channel bandwidth, lowest order modulation, lowest data rate, and lowest order 802.11 mode (i.e., 802.11a is chosen over 802.11n then 802.11ac or 802.11g is chosen over 802.11n). After an initial test configuration is determined, if multiple test channels have the same measured maximum output power, the channel chosen for SAR measurement is determined according to the following.

- 1) The channel closest to mid-band frequency is selected for SAR measurement.
- 2) For channels with equal separation from mid-band frequency; for example, high and low channels or two mid-band channels, the higher frequency (number) channel is selected for SAR measurement.

### Test Reduction for U-NII-1 (5.2 GHz) and U-NII-2A (5.3 GHz) Bands

For devices that operate in both U-NII bands using the same transmitter and antenna(s), SAR test reduction is determined according to the following.

- 1) When the same maximum output power is specified for both bands, begin SAR measurement in U-NII-2A band by applying the OFDM SAR requirements. If the highest reported SAR for a test configuration is  $\leq 1.2$  W/kg, SAR is not required for U-NII-1 band for that configuration (802.11 mode and exposure condition).
- 2) When different maximum output power is specified for the bands, begin SAR measurement in the band with higher specified maximum output power. The highest reported SAR for the tested configuration is adjusted by the ratio of lower to higher specified maximum output power for the two bands. When the adjusted SAR is  $\leq 1.2$  W/kg, SAR is not required for the band with lower maximum output power in that test configuration.

# SAR Test Report

## <Considerations Related to Bluetooth for Setup and Testing>

This device has installed Bluetooth engineering testing software which can provide continuous transmitting RF signal. During Bluetooth SAR testing, this device was operated to transmit continuously at the maximum transmission duty with specified transmission mode, operating frequency, lowest data rate, and maximum output power.

The Bluetooth call box has been used during SAR measurement and the EUT was set to DH5 mode at the maximum output power. Its duty factor was calculated as below and the measured SAR for Bluetooth would be scaled to the 100% transmission duty factor to determine compliance.



**Time-domain plot for Bluetooth transmission signal**

The duty factor of Bluetooth signal has been calculated as following.

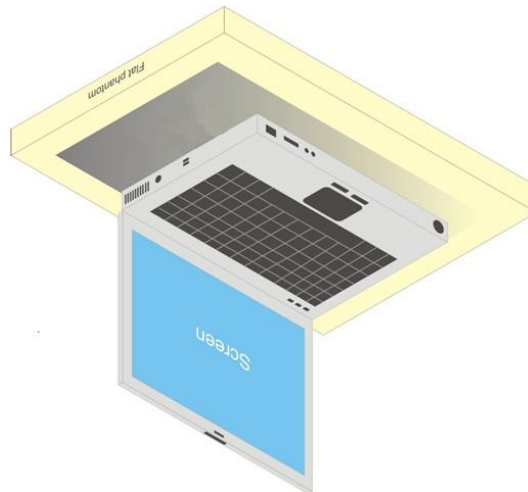
$$\text{Duty Factor} = \text{Pulse Width} / \text{Total Period} = (3.930 - 1.040) / (4.790 - 1.040) = 77.06 \%$$



**4.2 EUT Testing Position**

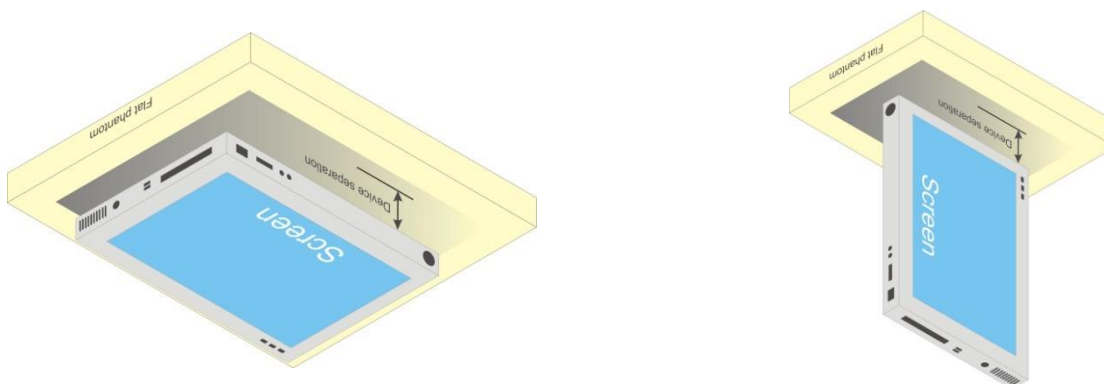
**4.2.1 Body Exposure Conditions**

For laptop PC, according to KDB 616217 D04, SAR evaluation is required for the bottom surface of the keyboard. This EUT was tested in the base of EUT directly against the flat phantom. The required minimum test separation distance for incorporating transmitters and antennas into laptop computer display is determined with the display screen opened at an angle of 90° to the keyboard compartment.



**Fig-4.1 Illustration for Laptop Setup**

For full-size tablet, according to KDB 616217 D04, SAR evaluation is required for back surface and edges of the devices. The back surface and edges of the tablet are tested with the tablet touching the phantom. Exposures from antennas through the front surface of the display section of a tablet are generally limited to the user's hands. Exposures to hands for typical consumer transmitters used in tablets are not expected to exceed the extremity SAR limit; therefore, SAR evaluation for the front surface of tablet display screens are generally not necessary. When voice mode is supported on a tablet and it is limited to speaker mode or headset operations only, additional SAR testing for this type of voice use is not required.



**Fig-4.2 Illustration for Tablet Setup**

# SAR Test Report

## 4.3 Tissue Verification

The measuring results for tissue simulating liquid are shown as below.

| Frequency (MHz) | Liquid Temp. (°C) | Measured Conductivity ( $\sigma$ ) | Measured Permittivity ( $\epsilon_r$ ) | Target Conductivity ( $\sigma$ ) | Target Permittivity ( $\epsilon_r$ ) | Conductivity Deviation (%) | Permittivity Deviation (%) | Test Date     |
|-----------------|-------------------|------------------------------------|----------------------------------------|----------------------------------|--------------------------------------|----------------------------|----------------------------|---------------|
| 750             | 23.3              | 0.897                              | 41.295                                 | 0.89                             | 41.9                                 | 0.79                       | -1.44                      | May. 16, 2020 |
| 750             | 23.2              | 0.894                              | 42.717                                 | 0.89                             | 41.9                                 | 0.45                       | 1.95                       | May. 22, 2020 |
| 750             | 23.1              | 0.886                              | 43.472                                 | 0.89                             | 41.9                                 | -0.45                      | 3.75                       | May. 29, 2020 |
| 750             | 23.2              | 0.892                              | 42.799                                 | 0.89                             | 41.9                                 | 0.22                       | 2.15                       | May. 30, 2020 |
| 750             | 23.2              | 0.9                                | 42.446                                 | 0.89                             | 41.9                                 | 1.12                       | 1.30                       | May. 31, 2020 |
| 835             | 23.3              | 0.901                              | 42.636                                 | 0.9                              | 41.5                                 | 0.11                       | 2.74                       | Apr. 24, 2020 |
| 835             | 23.2              | 0.927                              | 42.956                                 | 0.9                              | 41.5                                 | 3.00                       | 3.51                       | May. 26, 2020 |
| 835             | 23.2              | 0.973                              | 42.375                                 | 0.9                              | 41.5                                 | 8.11                       | 2.11                       | May. 27, 2020 |
| 835             | 23.1              | 0.928                              | 42.517                                 | 0.9                              | 41.5                                 | 3.11                       | 2.45                       | May. 29, 2020 |
| 835             | 23.3              | 0.915                              | 41.04                                  | 0.9                              | 41.5                                 | 1.67                       | -1.11                      | Jun. 01, 2020 |
| 1750            | 23.3              | 1.323                              | 41.001                                 | 1.37                             | 40.1                                 | -3.43                      | 2.25                       | Apr. 25, 2020 |
| 1750            | 23.2              | 1.323                              | 39.022                                 | 1.37                             | 40.1                                 | -3.43                      | -2.69                      | May. 11, 2020 |
| 1750            | 23.2              | 1.348                              | 41.105                                 | 1.37                             | 40.1                                 | -1.61                      | 2.51                       | May. 14, 2020 |
| 1750            | 23.2              | 1.325                              | 39.349                                 | 1.37                             | 40.1                                 | -3.28                      | -1.87                      | May. 25, 2020 |
| 1750            | 23.1              | 1.325                              | 38.859                                 | 1.37                             | 40.1                                 | -3.28                      | -3.09                      | May. 28, 2020 |
| 1750            | 23.2              | 1.325                              | 38.693                                 | 1.37                             | 40.1                                 | -3.28                      | -3.51                      | May. 29, 2020 |
| 1750            | 23.2              | 1.328                              | 40.128                                 | 1.37                             | 40.1                                 | -3.07                      | 0.07                       | May. 31, 2020 |
| 1750            | 23.2              | 1.319                              | 39.296                                 | 1.37                             | 40.1                                 | -3.72                      | -2.00                      | Jun. 08, 2020 |
| 1900            | 23.3              | 1.454                              | 40.457                                 | 1.4                              | 40                                   | 3.86                       | 1.14                       | Apr. 25, 2020 |
| 1900            | 23.2              | 1.458                              | 38.53                                  | 1.4                              | 40                                   | 4.14                       | -3.68                      | May. 11, 2020 |
| 1900            | 23.2              | 1.46                               | 40.788                                 | 1.4                              | 40                                   | 4.29                       | 1.97                       | May. 14, 2020 |
| 1900            | 23.2              | 1.46                               | 38.759                                 | 1.4                              | 40                                   | 4.29                       | -3.10                      | May. 25, 2020 |
| 1900            | 23.2              | 1.456                              | 38.805                                 | 1.4                              | 40                                   | 4.00                       | -2.99                      | May. 26, 2020 |
| 1900            | 23.1              | 1.447                              | 38.318                                 | 1.4                              | 40                                   | 3.36                       | -4.21                      | May. 28, 2020 |
| 1900            | 23.2              | 1.464                              | 38.114                                 | 1.4                              | 40                                   | 4.57                       | -4.72                      | May. 29, 2020 |
| 1900            | 23.2              | 1.457                              | 39.583                                 | 1.4                              | 40                                   | 4.07                       | -1.04                      | May. 31, 2020 |
| 2300            | 23.3              | 1.717                              | 39.723                                 | 1.67                             | 39.5                                 | 2.81                       | 0.56                       | May. 15, 2020 |
| 2300            | 23.2              | 1.721                              | 40.22                                  | 1.67                             | 39.5                                 | 3.05                       | 1.82                       | May. 23, 2020 |
| 2300            | 23.3              | 1.707                              | 38.627                                 | 1.67                             | 39.5                                 | 2.22                       | -2.21                      | May. 31, 2020 |
| 2300            | 23.3              | 1.72                               | 38.832                                 | 1.67                             | 39.5                                 | 2.99                       | -1.69                      | Jun. 01, 2020 |
| 2450            | 23.2              | 1.881                              | 39.13                                  | 1.8                              | 39.2                                 | 4.50                       | -0.18                      | May. 12, 2020 |
| 2450            | 23.3              | 1.876                              | 38.652                                 | 1.8                              | 39.2                                 | 4.22                       | -1.40                      | May. 15, 2020 |
| 2450            | 23.3              | 1.87                               | 39.052                                 | 1.8                              | 39.2                                 | 3.89                       | -0.38                      | May. 21, 2020 |
| 2600            | 23.2              | 2.013                              | 37.293                                 | 1.96                             | 39                                   | 2.70                       | -4.38                      | May. 14, 2020 |
| 2600            | 23.3              | 2.052                              | 38.62                                  | 1.96                             | 39                                   | 4.69                       | -0.97                      | May. 16, 2020 |
| 2600            | 23.2              | 2.043                              | 37.822                                 | 1.96                             | 39                                   | 4.23                       | -3.02                      | May. 25, 2020 |
| 2600            | 23.2              | 2.049                              | 37.692                                 | 1.96                             | 39                                   | 4.54                       | -3.35                      | May. 26, 2020 |
| 2600            | 23.2              | 2.016                              | 37.567                                 | 1.96                             | 39                                   | 2.86                       | -3.67                      | May. 27, 2020 |
| 2600            | 23.1              | 2.03                               | 37.41                                  | 1.96                             | 39                                   | 3.57                       | -4.08                      | May. 28, 2020 |
| 2600            | 23.2              | 2.011                              | 38.179                                 | 1.96                             | 39                                   | 2.60                       | -2.11                      | May. 29, 2020 |
| 2600            | 23.3              | 2.051                              | 37.81                                  | 1.96                             | 39                                   | 4.64                       | -3.05                      | Jun. 01, 2020 |
| 3500            | 23.3              | 2.885                              | 36.342                                 | 2.91                             | 37.9                                 | -0.86                      | -4.11                      | May. 15, 2020 |
| 3500            | 23.3              | 2.892                              | 36.466                                 | 2.91                             | 37.9                                 | -0.62                      | -3.78                      | May. 18, 2020 |
| 3500            | 23.2              | 2.89                               | 36.442                                 | 2.91                             | 37.9                                 | -0.69                      | -3.85                      | May. 26, 2020 |
| 3500            | 23.2              | 2.938                              | 36.985                                 | 2.91                             | 37.9                                 | 0.96                       | -2.41                      | May. 27, 2020 |
| 3500            | 23.2              | 2.893                              | 36.577                                 | 2.91                             | 37.9                                 | -0.58                      | -3.49                      | Jun. 08, 2020 |
| 3500            | 23.1              | 2.962                              | 37.276                                 | 2.91                             | 37.9                                 | 1.79                       | -1.65                      | Aug. 19, 2020 |
| 3700            | 23.2              | 3.039                              | 36.271                                 | 3.12                             | 37.7                                 | -2.60                      | -3.79                      | May. 18, 2020 |
| 3700            | 23.3              | 3.088                              | 36.804                                 | 3.12                             | 37.7                                 | -1.03                      | -2.38                      | May. 27, 2020 |
| 3700            | 23.2              | 3.039                              | 36.379                                 | 3.12                             | 37.7                                 | -2.60                      | -3.50                      | Jun. 08, 2020 |



## SAR Test Report

| Frequency (MHz) | Liquid Temp. (°C) | Measured Conductivity ( $\sigma$ ) | Measured Permittivity ( $\epsilon_r$ ) | Target Conductivity ( $\sigma$ ) | Target Permittivity ( $\epsilon_r$ ) | Conductivity Deviation (%) | Permittivity Deviation (%) | Test Date     |
|-----------------|-------------------|------------------------------------|----------------------------------------|----------------------------------|--------------------------------------|----------------------------|----------------------------|---------------|
| 5250            | 23.2              | 4.78                               | 35.347                                 | 4.71                             | 35.9                                 | 1.49                       | -1.54                      | May. 12, 2020 |
| 5250            | 23.2              | 4.513                              | 37.007                                 | 4.71                             | 35.9                                 | -4.18                      | 3.08                       | May. 13, 2020 |
| 5250            | 23.3              | 4.573                              | 36.637                                 | 4.71                             | 35.9                                 | -2.91                      | 2.05                       | May. 21, 2020 |
| 5600            | 23.2              | 5.159                              | 34.746                                 | 5.07                             | 35.5                                 | 1.76                       | -2.12                      | May. 12, 2020 |
| 5600            | 23.2              | 4.854                              | 36.544                                 | 5.07                             | 35.5                                 | -4.26                      | 2.94                       | May. 13, 2020 |
| 5600            | 23.3              | 4.913                              | 36.164                                 | 5.07                             | 35.5                                 | -3.10                      | 1.87                       | May. 21, 2020 |
| 5750            | 23.2              | 5.313                              | 34.366                                 | 5.22                             | 35.4                                 | 1.78                       | -2.92                      | May. 12, 2020 |
| 5750            | 23.2              | 5.006                              | 36.323                                 | 5.22                             | 35.4                                 | -4.10                      | 2.61                       | May. 13, 2020 |
| 5750            | 23.3              | 5.061                              | 35.952                                 | 5.22                             | 35.4                                 | -3.05                      | 1.56                       | May. 21, 2020 |

**Note:**

The dielectric properties of the tissue simulating liquid have been measured within 24 hours before the SAR testing and within  $\pm 10\%$  of the target values. Liquid temperature during the SAR testing has kept within  $\pm 2^\circ\text{C}$ .

# SAR Test Report

## 4.4 System Validation

The SAR measurement system was validated according to procedures in KDB 865664 D01. The validation status in tabulated summary is as below.

| Test Date     | Probe S/N | Calibration Point | Measured Conductivity ( $\sigma$ ) | Measured Permittivity ( $\epsilon_r$ ) | Validation for CW |                 |                | Validation for Modulation |             |      |
|---------------|-----------|-------------------|------------------------------------|----------------------------------------|-------------------|-----------------|----------------|---------------------------|-------------|------|
|               |           |                   |                                    |                                        | Sensitivity Range | Probe Linearity | Probe Isotropy | Modulation Type           | Duty Factor | PAR  |
| May. 16, 2020 | 3898      | 750               | 0.897                              | 41.295                                 | Pass              | Pass            | Pass           | N/A                       | N/A         | N/A  |
| May. 22, 2020 | 3898      | 750               | 0.894                              | 42.717                                 | Pass              | Pass            | Pass           | N/A                       | N/A         | N/A  |
| May. 29, 2020 | 7472      | 750               | 0.886                              | 43.472                                 | Pass              | Pass            | Pass           | N/A                       | N/A         | N/A  |
| May. 30, 2020 | 3898      | 750               | 0.892                              | 42.799                                 | Pass              | Pass            | Pass           | N/A                       | N/A         | N/A  |
| May. 31, 2020 | 3898      | 750               | 0.9                                | 42.446                                 | Pass              | Pass            | Pass           | N/A                       | N/A         | N/A  |
| Apr. 24, 2020 | 3971      | 835               | 0.901                              | 42.636                                 | Pass              | Pass            | Pass           | N/A                       | N/A         | N/A  |
| May. 26, 2020 | 3898      | 835               | 0.927                              | 42.956                                 | Pass              | Pass            | Pass           | N/A                       | N/A         | N/A  |
| May. 27, 2020 | 3898      | 835               | 0.973                              | 42.375                                 | Pass              | Pass            | Pass           | N/A                       | N/A         | N/A  |
| May. 29, 2020 | 7472      | 835               | 0.928                              | 42.517                                 | Pass              | Pass            | Pass           | N/A                       | N/A         | N/A  |
| Jun. 01, 2020 | 3898      | 835               | 0.915                              | 41.04                                  | Pass              | Pass            | Pass           | N/A                       | N/A         | N/A  |
| Apr. 25, 2020 | 3971      | 1750              | 1.323                              | 41.001                                 | Pass              | Pass            | Pass           | N/A                       | N/A         | N/A  |
| May. 11, 2020 | 7537      | 1750              | 1.323                              | 39.022                                 | Pass              | Pass            | Pass           | N/A                       | N/A         | N/A  |
| May. 14, 2020 | 7537      | 1750              | 1.348                              | 41.105                                 | Pass              | Pass            | Pass           | N/A                       | N/A         | N/A  |
| May. 25, 2020 | 3971      | 1750              | 1.325                              | 39.349                                 | Pass              | Pass            | Pass           | N/A                       | N/A         | N/A  |
| May. 28, 2020 | 7472      | 1750              | 1.325                              | 38.859                                 | Pass              | Pass            | Pass           | N/A                       | N/A         | N/A  |
| May. 29, 2020 | 3898      | 1750              | 1.325                              | 38.693                                 | Pass              | Pass            | Pass           | N/A                       | N/A         | N/A  |
| May. 31, 2020 | 3898      | 1750              | 1.328                              | 40.128                                 | Pass              | Pass            | Pass           | N/A                       | N/A         | N/A  |
| Jun. 08, 2020 | 3971      | 1750              | 1.319                              | 39.296                                 | Pass              | Pass            | Pass           | N/A                       | N/A         | N/A  |
| Apr. 25, 2020 | 3971      | 1900              | 1.454                              | 40.457                                 | Pass              | Pass            | Pass           | N/A                       | N/A         | N/A  |
| May. 11, 2020 | 7537      | 1900              | 1.458                              | 38.53                                  | Pass              | Pass            | Pass           | N/A                       | N/A         | N/A  |
| May. 14, 2020 | 7537      | 1900              | 1.46                               | 40.788                                 | Pass              | Pass            | Pass           | N/A                       | N/A         | N/A  |
| May. 25, 2020 | 3971      | 1900              | 1.46                               | 38.759                                 | Pass              | Pass            | Pass           | N/A                       | N/A         | N/A  |
| May. 26, 2020 | 3898      | 1900              | 1.456                              | 38.805                                 | Pass              | Pass            | Pass           | N/A                       | N/A         | N/A  |
| May. 28, 2020 | 7472      | 1900              | 1.447                              | 38.318                                 | Pass              | Pass            | Pass           | N/A                       | N/A         | N/A  |
| May. 29, 2020 | 3898      | 1900              | 1.464                              | 38.114                                 | Pass              | Pass            | Pass           | N/A                       | N/A         | N/A  |
| May. 31, 2020 | 3898      | 1900              | 1.457                              | 39.583                                 | Pass              | Pass            | Pass           | N/A                       | N/A         | N/A  |
| May. 15, 2020 | 3898      | 2300              | 1.717                              | 39.723                                 | Pass              | Pass            | Pass           | N/A                       | N/A         | N/A  |
| May. 23, 2020 | 3898      | 2300              | 1.721                              | 40.22                                  | Pass              | Pass            | Pass           | N/A                       | N/A         | N/A  |
| May. 31, 2020 | 3898      | 2300              | 1.707                              | 38.627                                 | Pass              | Pass            | Pass           | N/A                       | N/A         | N/A  |
| Jun. 01, 2020 | 3898      | 2300              | 1.72                               | 38.832                                 | Pass              | Pass            | Pass           | N/A                       | N/A         | N/A  |
| May. 12, 2020 | 7472      | 2450              | 1.881                              | 39.13                                  | Pass              | Pass            | Pass           | OFDM                      | N/A         | Pass |
| May. 15, 2020 | 3898      | 2450              | 1.876                              | 38.652                                 | Pass              | Pass            | Pass           | OFDM                      | N/A         | Pass |
| May. 21, 2020 | 3971      | 2450              | 1.87                               | 39.052                                 | Pass              | Pass            | Pass           | OFDM                      | N/A         | Pass |
| May. 14, 2020 | 7537      | 2600              | 2.013                              | 37.293                                 | Pass              | Pass            | Pass           | N/A                       | N/A         | N/A  |
| May. 16, 2020 | 3898      | 2600              | 2.052                              | 38.62                                  | Pass              | Pass            | Pass           | N/A                       | N/A         | N/A  |
| May. 25, 2020 | 3971      | 2600              | 2.043                              | 37.822                                 | Pass              | Pass            | Pass           | N/A                       | N/A         | N/A  |
| May. 26, 2020 | 3898      | 2600              | 2.049                              | 37.692                                 | Pass              | Pass            | Pass           | N/A                       | N/A         | N/A  |
| May. 27, 2020 | 3898      | 2600              | 2.016                              | 37.567                                 | Pass              | Pass            | Pass           | N/A                       | N/A         | N/A  |
| May. 28, 2020 | 7472      | 2600              | 2.03                               | 37.41                                  | Pass              | Pass            | Pass           | N/A                       | N/A         | N/A  |
| May. 29, 2020 | 3898      | 2600              | 2.011                              | 38.179                                 | Pass              | Pass            | Pass           | N/A                       | N/A         | N/A  |
| Jun. 01, 2020 | 3898      | 2600              | 2.051                              | 37.81                                  | Pass              | Pass            | Pass           | N/A                       | N/A         | N/A  |
| May. 15, 2020 | 3898      | 3500              | 2.885                              | 36.342                                 | Pass              | Pass            | Pass           | N/A                       | N/A         | N/A  |
| May. 18, 2020 | 3650      | 3500              | 2.892                              | 36.466                                 | Pass              | Pass            | Pass           | N/A                       | N/A         | N/A  |
| May. 26, 2020 | 3898      | 3500              | 2.89                               | 36.442                                 | Pass              | Pass            | Pass           | N/A                       | N/A         | N/A  |
| May. 27, 2020 | 3650      | 3500              | 2.938                              | 36.985                                 | Pass              | Pass            | Pass           | N/A                       | N/A         | N/A  |
| Jun. 08, 2020 | 3971      | 3500              | 2.893                              | 36.577                                 | Pass              | Pass            | Pass           | N/A                       | N/A         | N/A  |
| Aug. 19, 2020 | 3820      | 3500              | 2.962                              | 37.276                                 | Pass              | Pass            | Pass           | N/A                       | N/A         | N/A  |

## SAR Test Report

| Test Date     | Probe S/N | Calibration Point | Measured Conductivity ( $\sigma$ ) | Measured Permittivity ( $\epsilon_r$ ) | Validation for CW |      |      | Validation for Modulation |     |      |
|---------------|-----------|-------------------|------------------------------------|----------------------------------------|-------------------|------|------|---------------------------|-----|------|
|               |           |                   |                                    |                                        | Pass              | Pass | Pass | N/A                       | N/A | N/A  |
| May. 18, 2020 | 3650      | 3700              | 3.039                              | 36.271                                 | Pass              | Pass | Pass | N/A                       | N/A | N/A  |
| May. 27, 2020 | 3650      | 3700              | 3.088                              | 36.804                                 | Pass              | Pass | Pass | N/A                       | N/A | N/A  |
| Jun. 08, 2020 | 3971      | 3700              | 3.039                              | 36.379                                 | Pass              | Pass | Pass | N/A                       | N/A | N/A  |
| May. 12, 2020 | 7472      | 5250              | 4.78                               | 35.347                                 | Pass              | Pass | Pass | OFDM                      | N/A | Pass |
| May. 13, 2020 | 7537      | 5250              | 4.513                              | 37.007                                 | Pass              | Pass | Pass | OFDM                      | N/A | Pass |
| May. 21, 2020 | 3971      | 5250              | 4.573                              | 36.637                                 | Pass              | Pass | Pass | OFDM                      | N/A | Pass |
| May. 12, 2020 | 7472      | 5600              | 5.159                              | 34.746                                 | Pass              | Pass | Pass | OFDM                      | N/A | Pass |
| May. 13, 2020 | 7537      | 5600              | 4.854                              | 36.544                                 | Pass              | Pass | Pass | OFDM                      | N/A | Pass |
| May. 21, 2020 | 3971      | 5600              | 4.913                              | 36.164                                 | Pass              | Pass | Pass | OFDM                      | N/A | Pass |
| May. 12, 2020 | 7472      | 5750              | 5.313                              | 34.366                                 | Pass              | Pass | Pass | OFDM                      | N/A | Pass |
| May. 13, 2020 | 7537      | 5750              | 5.006                              | 36.323                                 | Pass              | Pass | Pass | OFDM                      | N/A | Pass |
| May. 21, 2020 | 3971      | 5750              | 5.061                              | 35.952                                 | Pass              | Pass | Pass | OFDM                      | N/A | Pass |

**4.5 System Verification**

The measuring result for system verification is tabulated as below.

| Test Date     | Frequency (MHz) | 1W Target SAR-1g (W/kg) | Measured SAR-1g (W/kg) | Normalized to 1W SAR-1g (W/kg) | Deviation (%) | Dipole S/N | Probe S/N | DAE S/N |
|---------------|-----------------|-------------------------|------------------------|--------------------------------|---------------|------------|-----------|---------|
| May. 16, 2020 | 750             | 8.56                    | 0.395                  | 7.90                           | -7.71         | 1013       | 3898      | 914     |
| May. 22, 2020 | 750             | 8.56                    | 0.397                  | 7.94                           | -7.24         | 1013       | 3898      | 914     |
| May. 29, 2020 | 750             | 8.56                    | 0.398                  | 7.96                           | -7.01         | 1013       | 7472      | 579     |
| May. 30, 2020 | 750             | 8.56                    | 0.391                  | 7.82                           | -8.64         | 1013       | 3898      | 914     |
| May. 31, 2020 | 750             | 8.56                    | 0.397                  | 7.94                           | -7.24         | 1013       | 3898      | 914     |
| Apr. 24, 2020 | 835             | 9.61                    | 0.444                  | 8.88                           | -7.60         | 4d121      | 3971      | 1277    |
| May. 26, 2020 | 835             | 9.61                    | 0.498                  | 9.96                           | 3.64          | 4d121      | 3898      | 914     |
| May. 27, 2020 | 835             | 9.61                    | 0.495                  | 9.90                           | 3.02          | 4d121      | 3898      | 914     |
| May. 29, 2020 | 835             | 9.61                    | 0.444                  | 8.88                           | -7.60         | 4d121      | 7472      | 579     |
| Jun. 01, 2020 | 835             | 9.61                    | 0.488                  | 9.76                           | 1.56          | 4d121      | 3898      | 914     |
| Apr. 25, 2020 | 1750            | 37.00                   | 1.78                   | 35.60                          | -3.78         | 1055       | 3971      | 1277    |
| May. 11, 2020 | 1750            | 37.00                   | 1.77                   | 35.40                          | -4.32         | 1055       | 7537      | 1585    |
| May. 14, 2020 | 1750            | 37.00                   | 1.8                    | 36.00                          | -2.70         | 1055       | 7537      | 1585    |
| May. 25, 2020 | 1750            | 37.00                   | 1.76                   | 35.20                          | -4.86         | 1055       | 3971      | 1277    |
| May. 28, 2020 | 1750            | 37.00                   | 1.69                   | 33.80                          | -8.65         | 1055       | 7472      | 579     |
| May. 29, 2020 | 1750            | 37.00                   | 1.74                   | 34.80                          | -5.95         | 1055       | 3898      | 914     |
| May. 31, 2020 | 1750            | 37.00                   | 1.71                   | 34.20                          | -7.57         | 1055       | 3898      | 914     |
| Jun. 08, 2020 | 1750            | 37.00                   | 1.74                   | 34.80                          | -5.95         | 1055       | 3971      | 1277    |
| Apr. 25, 2020 | 1900            | 40.30                   | 1.94                   | 38.80                          | -3.72         | 5d036      | 3971      | 1277    |
| May. 11, 2020 | 1900            | 40.30                   | 1.93                   | 38.60                          | -4.22         | 5d036      | 7537      | 1585    |
| May. 14, 2020 | 1900            | 40.30                   | 1.95                   | 39.00                          | -3.23         | 5d036      | 7537      | 1585    |
| May. 25, 2020 | 1900            | 40.30                   | 1.92                   | 38.40                          | -4.71         | 5d036      | 3971      | 1277    |
| May. 26, 2020 | 1900            | 40.30                   | 1.92                   | 38.40                          | -4.71         | 5d036      | 3898      | 914     |
| May. 28, 2020 | 1900            | 40.30                   | 1.92                   | 38.40                          | -4.71         | 5d036      | 7472      | 579     |
| May. 29, 2020 | 1900            | 40.30                   | 1.96                   | 39.20                          | -2.73         | 5d036      | 3898      | 914     |
| May. 31, 2020 | 1900            | 40.30                   | 1.94                   | 38.80                          | -3.72         | 5d036      | 3898      | 914     |
| May. 15, 2020 | 2300            | 48.80                   | 2.39                   | 47.80                          | -2.05         | 1004       | 3898      | 914     |
| May. 23, 2020 | 2300            | 48.80                   | 2.4                    | 48.00                          | -1.64         | 1004       | 3898      | 914     |
| May. 31, 2020 | 2300            | 48.80                   | 2.48                   | 49.60                          | 1.64          | 1004       | 3898      | 914     |
| Jun. 01, 2020 | 2300            | 48.80                   | 2.43                   | 48.60                          | -0.41         | 1004       | 3898      | 914     |
| May. 12, 2020 | 2450            | 52.70                   | 2.47                   | 49.40                          | -6.26         | 737        | 7472      | 579     |
| May. 15, 2020 | 2450            | 52.70                   | 2.51                   | 50.20                          | -4.74         | 737        | 3898      | 914     |
| May. 21, 2020 | 2450            | 52.70                   | 2.46                   | 49.20                          | -6.64         | 737        | 3971      | 1277    |
| May. 14, 2020 | 2600            | 57.30                   | 2.77                   | 55.40                          | -3.32         | 1020       | 7537      | 1585    |
| May. 16, 2020 | 2600            | 57.30                   | 2.81                   | 56.20                          | -1.92         | 1020       | 3898      | 914     |
| May. 25, 2020 | 2600            | 57.30                   | 2.8                    | 56.00                          | -2.27         | 1020       | 3971      | 1277    |
| May. 26, 2020 | 2600            | 57.30                   | 2.84                   | 56.80                          | -0.87         | 1020       | 3898      | 914     |
| May. 27, 2020 | 2600            | 57.30                   | 2.78                   | 55.60                          | -2.97         | 1020       | 3898      | 914     |
| May. 28, 2020 | 2600            | 57.30                   | 2.94                   | 58.80                          | 2.62          | 1020       | 7472      | 579     |
| May. 29, 2020 | 2600            | 57.30                   | 2.82                   | 56.40                          | -1.57         | 1020       | 3898      | 914     |
| Jun. 01, 2020 | 2600            | 57.30                   | 2.84                   | 56.80                          | -0.87         | 1020       | 3898      | 914     |
| May. 15, 2020 | 3500            | 67.40                   | 3.08                   | 61.60                          | -8.61         | 1007       | 3898      | 914     |
| May. 18, 2020 | 3500            | 67.40                   | 3.09                   | 61.80                          | -8.31         | 1007       | 3650      | 1431    |
| May. 26, 2020 | 3500            | 67.40                   | 3.05                   | 61.00                          | -9.50         | 1007       | 3898      | 914     |
| May. 27, 2020 | 3500            | 67.40                   | 3.12                   | 62.40                          | -7.42         | 1007       | 3650      | 1431    |
| Jun. 08, 2020 | 3500            | 67.40                   | 3.31                   | 66.20                          | -1.78         | 1007       | 3971      | 1277    |
| Aug. 19, 2020 | 3500            | 67.40                   | 3.18                   | 63.60                          | -5.64         | 1007       | 3820      | 393     |
| May. 18, 2020 | 3700            | 67.20                   | 3.48                   | 69.60                          | 3.57          | 1017       | 3650      | 1431    |
| May. 27, 2020 | 3700            | 67.20                   | 3.42                   | 68.40                          | 1.79          | 1017       | 3650      | 1431    |
| Jun. 08, 2020 | 3700            | 67.20                   | 3.46                   | 69.20                          | 2.98          | 1017       | 3971      | 1277    |

## SAR Test Report

| Test Date     | Frequency (MHz) | 1W Target SAR-1g (W/kg) | Measured SAR-1g (W/kg) | Normalized to 1W SAR-1g (W/kg) | Deviation (%) | Dipole S/N | Probe S/N | DAE S/N |
|---------------|-----------------|-------------------------|------------------------|--------------------------------|---------------|------------|-----------|---------|
| May. 12, 2020 | 5250            | 79.70                   | 3.78                   | 75.60                          | -5.14         | 1019       | 7472      | 579     |
| May. 13, 2020 | 5250            | 79.70                   | 3.61                   | 72.20                          | -9.41         | 1019       | 7537      | 1585    |
| May. 21, 2020 | 5250            | 79.70                   | 3.64                   | 72.80                          | -8.66         | 1019       | 3971      | 1277    |
| May. 12, 2020 | 5600            | 83.80                   | 3.97                   | 79.40                          | -5.25         | 1019       | 7472      | 579     |
| May. 13, 2020 | 5600            | 83.80                   | 3.99                   | 79.80                          | -4.77         | 1019       | 7537      | 1585    |
| May. 21, 2020 | 5600            | 83.80                   | 4.01                   | 80.20                          | -4.30         | 1019       | 3971      | 1277    |
| May. 12, 2020 | 5750            | 80.40                   | 3.7                    | 74.00                          | -7.96         | 1019       | 7472      | 579     |
| May. 13, 2020 | 5750            | 80.40                   | 3.82                   | 76.40                          | -4.98         | 1019       | 7537      | 1585    |
| May. 21, 2020 | 5750            | 80.40                   | 3.77                   | 75.40                          | -6.22         | 1019       | 3971      | 1277    |

**Note:**

Comparing to the reference SAR value provided by SPEAG in dipole calibration certificate, the deviation of system check results is within its specification of 10 %. The result indicates the system check can meet the variation criterion and the plots please refer to Appendix A of this report.

### **4.6 Maximum Output Power**

#### **4.6.1 Maximum Target Conducted Power**

Refer to Appendix E

#### **4.6.2 Measured Conducted Power Result**

Refer to Appendix F

## **4.7 SAR Testing Results**

### **4.7.1 SAR Test Reduction Considerations**

#### **<KDB 447498 D01, General RF Exposure Guidance>**

Testing of other required channels within the operating mode of a frequency band is not required when the reported SAR for the mid-band or highest output power channel is:

- (1)  $\leq 0.8$  W/kg or 2.0 W/kg, for 1-g or 10-g respectively, when the transmission band is  $\leq 100$  MHz
- (2)  $\leq 0.6$  W/kg or 1.5 W/kg, for 1-g or 10-g respectively, when the transmission band is between 100 MHz and 200 MHz
- (3)  $\leq 0.4$  W/kg or 1.0 W/kg, for 1-g or 10-g respectively, when the transmission band is  $\geq 200$  MHz

When SAR is not measured at the maximum power level allowed for production units, the measured SAR will be scaled to the maximum tune-up tolerance limit to determine compliance. The scaling factor for the tune-up power is defined as maximum tune-up limit (mW) / measured conducted power (mW). The reported SAR would be calculated by measured SAR x tune-up power scaling factor.

The SAR has been measured with highest transmission duty factor supported by the test mode tools for WLAN and/or Bluetooth. When the transmission duty factor could not achieve 100%, the reported SAR will be scaled to 100% transmission duty factor to determine compliance at the maximum tune-up power. The scaling factor for the duty factor is defined as 100% / transmission duty cycle (%). The reported SAR would be calculated by measured SAR x tune-up power scaling factor x duty cycle scaling factor.

#### **<KDB 941225 D01, 3G SAR Measurement Procedures>**

The mode tested for SAR is referred to as the primary mode. The equivalent modes considered for SAR test reduction are denoted as secondary modes. Both primary and secondary modes must be in the same frequency band. When the maximum output power and tune-up tolerance specified for production units in a secondary mode is  $\leq 1/4$  dB higher than the primary mode or when the highest reported SAR of the primary mode is scaled by the ratio of specified maximum output power and tune-up tolerance of secondary to primary mode and the adjusted SAR is  $\leq 1.2$  W/kg, SAR measurement is not required for the secondary mode.

### <KDB 941225 D05, SAR Evaluation Considerations for LTE Devices>

#### (1) QPSK with 1 RB and 50% RB allocation

Start with the largest channel bandwidth and measure SAR, using the RB offset and required test channel combination with the highest maximum output power among RB offsets at the upper edge, middle and lower edge of each required test channel. When the reported SAR is  $\leq 0.8$  W/kg, testing of the remaining RB offset configurations and required test channels is not required; otherwise, SAR is required for the remaining required test channels and only for the RB offset configuration with the highest output power for that channel. When the reported SAR of a required test channel is  $> 1.45$  W/kg, SAR is required for all three RB offset configurations for that required test channel.

#### (2) QPSK with 100% RB allocation

SAR is not required when the highest maximum output power for 100% RB allocation is less than the highest maximum output power in 50% and 1 RB allocations and the highest reported SAR for 1 RB and 50% RB allocation are  $\leq 0.8$  W/kg. Otherwise, SAR is measured for the highest output power channel; and if the reported SAR is  $> 1.45$  W/kg, the remaining required test channels must also be tested.

#### (3) Higher order modulations

SAR is required only when the highest maximum output power for the configuration in the higher order modulation is  $> 1/2$  dB higher than the same configuration in QPSK or when the reported SAR for the QPSK configuration is  $> 1.45$  W/kg.

#### (4) Other channel bandwidth

SAR is required when the highest maximum output power of the smaller channel bandwidth is  $> 1/2$  dB higher than the equivalent channel configurations in the largest channel bandwidth configuration or the reported SAR of a configuration for the largest channel bandwidth is  $> 1.45$  W/kg.

### <Power Confirmation for SAR Test Exclusion for LTE Downlink CA>

According to KDB 941225 D05A, the uplink maximum output power below was measured with downlink CA active on the channel with highest measured maximum output power when downlink CA is inactive. The downlink SCC channel was paired with the uplink channel as normal operation. For intra-band contiguous CA, the downlink channel spacing between the component carriers was set to multiple of 300 kHz less than the nominal channel spacing per section 5.4.1A of 3GPP TS36.521. For intra-band non-contiguous CA, the downlink channel spacing between the component carriers was set to maximum separation from PCC and remain fully within the downlink transmission band. For Inter-band CA, the SCC downlink channel was set to near the middle of its transmission band.

### Power Measurements for Intra-Band Contiguous Downlink CA

Refer to Appendix F

### Summary for SAR Test Exclusion for LTE Downlink CA

Per power confirmation results in above, the uplink maximum output power with downlink CA active remains within the specified tune-up tolerance and not more than 0.25 dB higher than the maximum output power with downlink CA inactive. According to KDB 941225 D05A, the SAR test exclusion applies to LTE downlink CA operation.

### <Power Confirmation for SAR Testing for LTE Uplink CA>

The conducted power for uplink CA active was measured on the highest reported SAR configuration for each exposure condition with both two carrier components was set to largest channel bandwidth.

Refer to Appendix F

### <KDB 248227 D01, SAR Guidance for Wi-Fi Transmitters>

- (1) For handsets operating next to ear, hotspot mode or mini-tablet configurations, the initial test position procedures were applied. The test position with the highest extrapolated peak SAR will be used as the initial test position. When the reported SAR of initial test position is  $\leq 0.4$  W/kg, SAR testing for remaining test positions is not required. Otherwise, SAR is evaluated at the subsequent highest peak SAR positions until the reported SAR result is  $\leq 0.8$  W/kg or all test positions are measured.
- (2) For WLAN 2.4 GHz, the highest measured maximum output power channel for DSSS was selected for SAR measurement. When the reported SAR is  $\leq 0.8$  W/kg, no further SAR testing is required. Otherwise, SAR is evaluated at the next highest measured output power channel. When any reported SAR is  $>1.2$  W/kg, SAR is required for the third channel. For OFDM modes (802.11g/n), SAR is not required when the highest reported SAR for DSSS is adjusted by the ratio of OFDM to DSSS specified maximum output power and it is  $\leq 1.2$  W/kg.
- (3) For WLAN 5GHz, the initial test configuration was selected according to the transmission mode with the highest maximum output power. When the reported SAR of initial test configuration is  $> 0.8$  W/kg, SAR is required for the subsequent highest measured output power channel until the reported SAR result is  $\leq 1.2$  W/kg or all required channels are measured. For other transmission modes, SAR is not required when the highest reported SAR for initial test configuration is adjusted by the ratio of subsequent test configuration to initial test configuration specified maximum output power and it is  $\leq 1.2$  W/kg.
- (4) For WLAN MIMO mode, the power-based standalone SAR test exclusion or the sum of SAR provision in KDB 447498 to determine simultaneous transmission SAR test exclusion should be applied. Otherwise, SAR for MIMO mode will be measured with all applicable antennas transmitting simultaneously at the specified maximum output power of MIMO operation.



# SAR Test Report

## 4.7.2 SAR Results for Body Exposure Condition

### Tablet Mode

| Plot No. | Band     | Mode     | Test Position | Separation Distance (mm) | Ch.  | Sample | Ant Status | P-sensor | Battery | Max Tune-up Power (dBm) | Measured Conducted Power (dBm) | Scaling Factor | Power Drift (dB) | Measured SAR-1g (w/kg) | Scaled 1g SAR (w/kg) |
|----------|----------|----------|---------------|--------------------------|------|--------|------------|----------|---------|-------------------------|--------------------------------|----------------|------------------|------------------------|----------------------|
|          | WCDMA II | RMC12.2K | Rear Face     | 25                       | 9538 | 1      | Ant 0      | w/o      | 6Cell   | 24.50                   | 24.50                          | 1.00           | 0.13             | 0.071                  | 0.07                 |
|          | WCDMA II | RMC12.2K | Left Side     | 0                        | 9538 | 1      | Ant 0      | w/o      | 6Cell   | 24.50                   | 24.50                          | 1.00           | -0.16            | 0.181                  | 0.18                 |
|          | WCDMA II | RMC12.2K | Right Side    | 0                        | 9538 | 1      | Ant 0      | w/o      | 6Cell   | 24.50                   | 24.50                          | 1.00           | -0.05            | 0.051                  | 0.05                 |
|          | WCDMA II | RMC12.2K | Top Side      | 0                        | 9538 | 1      | Ant 0      | w/o      | 6Cell   | 24.50                   | 24.50                          | 1.00           | 0                | <0.001                 | 0.00                 |
|          | WCDMA II | RMC12.2K | Bottom Side   | 20                       | 9538 | 1      | Ant 0      | w/o      | 6Cell   | 24.50                   | 24.50                          | 1.00           | 0.11             | 0.077                  | 0.08                 |
| 01       | WCDMA II | RMC12.2K | Rear Face     | 0                        | 9538 | 1      | Ant 0      | w/       | 6Cell   | 13.00                   | 12.90                          | 1.02           | -0.02            | 0.340                  | 0.35                 |
|          | WCDMA II | RMC12.2K | Bottom Side   | 0                        | 9538 | 1      | Ant 0      | w/       | 6Cell   | 13.00                   | 12.90                          | 1.02           | -0.03            | 0.122                  | 0.12                 |
|          | WCDMA II | RMC12.2K | Rear Face     | 0                        | 9262 | 1      | Ant 0      | w/       | 6Cell   | 13.00                   | 12.62                          | 1.09           | -0.17            | 0.294                  | 0.32                 |
|          | WCDMA II | RMC12.2K | Rear Face     | 0                        | 9400 | 1      | Ant 0      | w/       | 6Cell   | 13.00                   | 12.88                          | 1.03           | 0.05             | 0.322                  | 0.33                 |
|          | WCDMA II | RMC12.2K | Rear Face     | 0                        | 9538 | 2      | Ant 0      | w/       | 6Cell   | 13.00                   | 12.90                          | 1.02           | 0.03             | 0.319                  | 0.33                 |
|          | WCDMA II | RMC12.2K | Rear Face     | 0                        | 9538 | 3      | Ant 0      | w/       | 4Cell   | 13.00                   | 12.90                          | 1.02           | 0.12             | 0.327                  | 0.33                 |
|          | WCDMA II | RMC12.2K | Rear Face     | 0                        | 9538 | 4      | Ant 0      | w/       | 4Cell   | 13.00                   | 12.90                          | 1.02           | 0.15             | 0.305                  | 0.31                 |
|          | WCDMA IV | RMC12.2K | Rear Face     | 25                       | 1413 | 1      | Ant 0      | w/o      | 6Cell   | 24.50                   | 24.50                          | 1.00           | 0.19             | 0.105                  | 0.11                 |
|          | WCDMA IV | RMC12.2K | Left Side     | 0                        | 1413 | 1      | Ant 0      | w/o      | 6Cell   | 24.50                   | 24.50                          | 1.00           | -0.09            | 0.265                  | 0.27                 |
|          | WCDMA IV | RMC12.2K | Right Side    | 0                        | 1413 | 1      | Ant 0      | w/o      | 6Cell   | 24.50                   | 24.50                          | 1.00           | -0.15            | 0.079                  | 0.08                 |
|          | WCDMA IV | RMC12.2K | Top Side      | 0                        | 1413 | 1      | Ant 0      | w/o      | 6Cell   | 24.50                   | 24.50                          | 1.00           | 0                | <0.001                 | 0.00                 |
|          | WCDMA IV | RMC12.2K | Bottom Side   | 20                       | 1413 | 1      | Ant 0      | w/o      | 6Cell   | 24.50                   | 24.50                          | 1.00           | 0.11             | 0.148                  | 0.15                 |
| 02       | WCDMA IV | RMC12.2K | Rear Face     | 0                        | 1312 | 1      | Ant 0      | w/       | 6Cell   | 16.00                   | 16.00                          | 1.00           | 0.16             | 0.645                  | 0.65                 |
|          | WCDMA IV | RMC12.2K | Bottom Side   | 0                        | 1312 | 1      | Ant 0      | w/       | 6Cell   | 16.00                   | 16.00                          | 1.00           | -0.04            | 0.329                  | 0.33                 |
|          | WCDMA IV | RMC12.2K | Rear Face     | 0                        | 1413 | 1      | Ant 0      | w/       | 6Cell   | 16.00                   | 15.91                          | 1.02           | -0.09            | 0.638                  | 0.65                 |
|          | WCDMA IV | RMC12.2K | Rear Face     | 0                        | 1513 | 1      | Ant 0      | w/       | 6Cell   | 16.00                   | 15.97                          | 1.01           | -0.11            | 0.625                  | 0.63                 |
|          | WCDMA IV | RMC12.2K | Rear Face     | 0                        | 1312 | 2      | Ant 0      | w/       | 6Cell   | 16.00                   | 16.00                          | 1.00           | 0.09             | 0.601                  | 0.60                 |
|          | WCDMA IV | RMC12.2K | Rear Face     | 0                        | 1312 | 3      | Ant 0      | w/       | 4Cell   | 16.00                   | 16.00                          | 1.00           | 0.12             | 0.615                  | 0.62                 |
|          | WCDMA IV | RMC12.2K | Rear Face     | 0                        | 1312 | 4      | Ant 0      | w/       | 4Cell   | 16.00                   | 16.00                          | 1.00           | -0.04            | 0.593                  | 0.59                 |
|          | WCDMA V  | RMC12.2K | Rear Face     | 25                       | 4182 | 1      | Ant 0      | w/o      | 6Cell   | 24.50                   | 24.44                          | 1.01           | 0.15             | 0.074                  | 0.07                 |
|          | WCDMA V  | RMC12.2K | Left Side     | 0                        | 4182 | 1      | Ant 0      | w/o      | 6Cell   | 24.50                   | 24.44                          | 1.01           | -0.08            | 0.188                  | 0.19                 |
|          | WCDMA V  | RMC12.2K | Right Side    | 0                        | 4182 | 1      | Ant 0      | w/o      | 6Cell   | 24.50                   | 24.44                          | 1.01           | -0.02            | 0.056                  | 0.06                 |
|          | WCDMA V  | RMC12.2K | Top Side      | 0                        | 4182 | 1      | Ant 0      | w/o      | 6Cell   | 24.50                   | 24.44                          | 1.01           | 0                | <0.001                 | 0.00                 |
|          | WCDMA V  | RMC12.2K | Bottom Side   | 20                       | 4182 | 1      | Ant 0      | w/o      | 6Cell   | 24.50                   | 24.44                          | 1.01           | -0.05            | 0.081                  | 0.08                 |
| 03       | WCDMA V  | RMC12.2K | Rear Face     | 0                        | 4132 | 1      | Ant 0      | w/       | 6Cell   | 20.50                   | 20.45                          | 1.01           | -0.05            | 0.973                  | 0.98                 |
|          | WCDMA V  | RMC12.2K | Bottom Side   | 0                        | 4132 | 1      | Ant 0      | w/       | 6Cell   | 20.50                   | 20.45                          | 1.01           | -0.13            | 0.479                  | 0.48                 |
|          | WCDMA V  | RMC12.2K | Rear Face     | 0                        | 4182 | 1      | Ant 0      | w/       | 6Cell   | 20.50                   | 20.40                          | 1.02           | 0.18             | 0.936                  | 0.95                 |
|          | WCDMA V  | RMC12.2K | Rear Face     | 0                        | 4233 | 1      | Ant 0      | w/       | 6Cell   | 20.50                   | 20.38                          | 1.03           | -0.19            | 0.945                  | 0.97                 |
|          | WCDMA V  | RMC12.2K | Rear Face     | 0                        | 4132 | 2      | Ant 0      | w/       | 6Cell   | 20.50                   | 20.45                          | 1.01           | 0.16             | 0.892                  | 0.90                 |
|          | WCDMA V  | RMC12.2K | Rear Face     | 0                        | 4132 | 3      | Ant 0      | w/       | 4Cell   | 20.50                   | 20.45                          | 1.01           | -0.18            | 0.904                  | 0.91                 |
|          | WCDMA V  | RMC12.2K | Rear Face     | 0                        | 4132 | 4      | Ant 0      | w/       | 4Cell   | 20.50                   | 20.45                          | 1.01           | -0.17            | 0.875                  | 0.88                 |
|          | WCDMA V  | RMC12.2K | Rear Face     | 0                        | 4182 | 2      | Ant 0      | w/       | 6Cell   | 20.50                   | 20.40                          | 1.02           | 0.03             | 0.859                  | 0.88                 |
|          | WCDMA V  | RMC12.2K | Rear Face     | 0                        | 4233 | 2      | Ant 0      | w/       | 6Cell   | 20.50                   | 20.38                          | 1.03           | 0.19             | 0.835                  | 0.86                 |
|          | WCDMA V  | RMC12.2K | Rear Face     | 0                        | 4182 | 3      | Ant 0      | w/       | 4Cell   | 20.50                   | 20.40                          | 1.02           | -0.19            | 0.871                  | 0.89                 |
|          | WCDMA V  | RMC12.2K | Rear Face     | 0                        | 4233 | 3      | Ant 0      | w/       | 4Cell   | 20.50                   | 20.38                          | 1.03           | -0.01            | 0.846                  | 0.87                 |
|          | WCDMA V  | RMC12.2K | Rear Face     | 0                        | 4182 | 4      | Ant 0      | w/       | 4Cell   | 20.50                   | 20.40                          | 1.02           | 0.02             | 0.842                  | 0.86                 |
|          | WCDMA V  | RMC12.2K | Rear Face     | 0                        | 4233 | 4      | Ant 0      | w/       | 4Cell   | 20.50                   | 20.38                          | 1.03           | 0.06             | 0.819                  | 0.84                 |
|          | WCDMA V  | RMC12.2K | Rear Face     | 0                        | 4132 | 1      | Ant 0      | w/       | 6Cell   | 20.50                   | 20.45                          | 1.01           | 0.04             | 0.951                  | 0.96                 |

Note: The "< 0.001" means there is no SAR value or the SAR is too low to be measured.

# SAR Test Report

| Plot No. | Band  | Mode    | Test Position | Separation Distance (mm) | Ch.                    | RB             | offset          | Sample | Ant Status | P-sensor | Battery | Max Tune-up Power (dBm) | Measured Conducted Power (dBm) | Scaling Factor | Power Drift (dB) | Measured SAR-1g (w/kg) | Scaled 1g SAR (w/kg) |
|----------|-------|---------|---------------|--------------------------|------------------------|----------------|-----------------|--------|------------|----------|---------|-------------------------|--------------------------------|----------------|------------------|------------------------|----------------------|
|          | LTE 2 | QPSK20M | Rear Face     | 25                       | 19100                  | 1              | 0               | 1      | Ant 0      | w/o      | 6Cell   | 24.00                   | 23.53                          | 1.11           | 0.11             | 0.117                  | 0.13                 |
|          | LTE 2 | QPSK20M | Left Side     | 0                        | 19100                  | 1              | 0               | 1      | Ant 0      | w/o      | 6Cell   | 24.00                   | 23.53                          | 1.11           | -0.17            | 0.286                  | 0.32                 |
|          | LTE 2 | QPSK20M | Right Side    | 0                        | 19100                  | 1              | 0               | 1      | Ant 0      | w/o      | 6Cell   | 24.00                   | 23.53                          | 1.11           | 0.12             | 0.091                  | 0.10                 |
|          | LTE 2 | QPSK20M | Top Side      | 0                        | 19100                  | 1              | 0               | 1      | Ant 0      | w/o      | 6Cell   | 24.00                   | 23.53                          | 1.11           | 0                | <0.001                 | 0.00                 |
|          | LTE 2 | QPSK20M | Bottom Side   | 20                       | 19100                  | 1              | 0               | 1      | Ant 0      | w/o      | 6Cell   | 24.00                   | 23.53                          | 1.11           | 0.15             | 0.073                  | 0.08                 |
|          | LTE 2 | QPSK20M | Rear Face     | 25                       | 19100                  | 50             | 0               | 1      | Ant 0      | w/o      | 6Cell   | 23.00                   | 22.66                          | 1.08           | -0.06            | 0.093                  | 0.10                 |
|          | LTE 2 | QPSK20M | Left Side     | 0                        | 19100                  | 50             | 0               | 1      | Ant 0      | w/o      | 6Cell   | 23.00                   | 22.66                          | 1.08           | -0.16            | 0.231                  | 0.25                 |
|          | LTE 2 | QPSK20M | Right Side    | 0                        | 19100                  | 50             | 0               | 1      | Ant 0      | w/o      | 6Cell   | 23.00                   | 22.66                          | 1.08           | 0.03             | 0.067                  | 0.07                 |
|          | LTE 2 | QPSK20M | Top Side      | 0                        | 19100                  | 50             | 0               | 1      | Ant 0      | w/o      | 6Cell   | 23.00                   | 22.66                          | 1.08           | 0                | <0.001                 | 0.00                 |
|          | LTE 2 | QPSK20M | Bottom Side   | 20                       | 19100                  | 50             | 0               | 1      | Ant 0      | w/o      | 6Cell   | 23.00                   | 22.66                          | 1.08           | 0.11             | 0.057                  | 0.06                 |
| 04       | LTE 2 | QPSK20M | Rear Face     | 0                        | 19100                  | 1              | 0               | 1      | Ant 0      | w/       | 6Cell   | 13.00                   | 12.94                          | 1.01           | -0.12            | 0.548                  | <b>0.55</b>          |
|          | LTE 2 | QPSK20M | Bottom Side   | 0                        | 19100                  | 1              | 0               | 1      | Ant 0      | w/       | 6Cell   | 13.00                   | 12.94                          | 1.01           | 0.1              | 0.241                  | 0.24                 |
|          | LTE 2 | QPSK20M | Rear Face     | 0                        | 19100                  | 50             | 0               | 1      | Ant 0      | w/       | 6Cell   | 13.00                   | 12.91                          | 1.02           | 0.16             | 0.533                  | 0.54                 |
|          | LTE 2 | QPSK20M | Bottom Side   | 0                        | 19100                  | 50             | 0               | 1      | Ant 0      | w/       | 6Cell   | 13.00                   | 12.91                          | 1.02           | 0.06             | 0.212                  | 0.22                 |
|          | LTE 2 | QPSK20M | Rear Face     | 25                       | 19100                  | 1              | 0               | 1      | Ant 1      | w/o      | 6Cell   | 24.00                   | 23.53                          | 1.11           | -0.04            | 0.093                  | 0.10                 |
|          | LTE 2 | QPSK20M | Left Side     | 0                        | 19100                  | 1              | 0               | 1      | Ant 1      | w/o      | 6Cell   | 24.00                   | 23.53                          | 1.11           | -0.08            | 0.061                  | 0.07                 |
|          | LTE 2 | QPSK20M | Right Side    | 0                        | 19100                  | 1              | 0               | 1      | Ant 1      | w/o      | 6Cell   | 24.00                   | 23.53                          | 1.11           | 0.19             | 0.226                  | 0.25                 |
|          | LTE 2 | QPSK20M | Top Side      | 0                        | 19100                  | 1              | 0               | 1      | Ant 1      | w/o      | 6Cell   | 24.00                   | 23.53                          | 1.11           | 0                | <0.001                 | 0.00                 |
|          | LTE 2 | QPSK20M | Bottom Side   | 20                       | 19100                  | 1              | 0               | 1      | Ant 1      | w/o      | 6Cell   | 24.00                   | 23.53                          | 1.11           | 0.02             | 0.107                  | 0.12                 |
|          | LTE 2 | QPSK20M | Rear Face     | 25                       | 19100                  | 50             | 0               | 1      | Ant 1      | w/o      | 6Cell   | 23.00                   | 22.66                          | 1.08           | 0.01             | 0.071                  | 0.08                 |
|          | LTE 2 | QPSK20M | Left Side     | 0                        | 19100                  | 50             | 0               | 1      | Ant 1      | w/o      | 6Cell   | 23.00                   | 22.66                          | 1.08           | 0.12             | 0.054                  | 0.06                 |
|          | LTE 2 | QPSK20M | Right Side    | 0                        | 19100                  | 50             | 0               | 1      | Ant 1      | w/o      | 6Cell   | 23.00                   | 22.66                          | 1.08           | -0.14            | 0.178                  | 0.19                 |
|          | LTE 2 | QPSK20M | Top Side      | 0                        | 19100                  | 50             | 0               | 1      | Ant 1      | w/o      | 6Cell   | 23.00                   | 22.66                          | 1.08           | 0                | <0.001                 | 0.00                 |
|          | LTE 2 | QPSK20M | Bottom Side   | 20                       | 19100                  | 50             | 0               | 1      | Ant 1      | w/o      | 6Cell   | 23.00                   | 22.66                          | 1.08           | -0.04            | 0.061                  | 0.07                 |
|          | LTE 2 | QPSK20M | Rear Face     | 0                        | 19100                  | 1              | 0               | 1      | Ant 1      | w/       | 6Cell   | 13.00                   | 12.94                          | 1.01           | 0.07             | 0.408                  | 0.41                 |
|          | LTE 2 | QPSK20M | Bottom Side   | 0                        | 19100                  | 1              | 0               | 1      | Ant 1      | w/       | 6Cell   | 13.00                   | 12.94                          | 1.01           | -0.06            | 0.125                  | 0.13                 |
|          | LTE 2 | QPSK20M | Rear Face     | 0                        | 19100                  | 50             | 0               | 1      | Ant 1      | w/       | 6Cell   | 13.00                   | 12.91                          | 1.02           | 0.1              | 0.402                  | 0.41                 |
|          | LTE 2 | QPSK20M | Bottom Side   | 0                        | 19100                  | 50             | 0               | 1      | Ant 1      | w/       | 6Cell   | 13.00                   | 12.91                          | 1.02           | -0.08            | 0.114                  | 0.12                 |
|          | LTE 2 | QPSK20M | Rear Face     | 0                        | 18700                  | 1              | 0               | 1      | Ant 0      | w/       | 6Cell   | 13.00                   | 12.76                          | 1.06           | 0.03             | 0.469                  | 0.50                 |
|          | LTE 2 | QPSK20M | Rear Face     | 0                        | 18900                  | 1              | 0               | 1      | Ant 0      | w/       | 6Cell   | 13.00                   | 12.84                          | 1.04           | 0.18             | 0.497                  | 0.52                 |
|          | LTE 2 | QPSK20M | Rear Face     | 0                        | 19100                  | 1              | 0               | 2      | Ant 0      | w/       | 6Cell   | 13.00                   | 12.94                          | 1.01           | -0.08            | 0.514                  | 0.52                 |
|          | LTE 2 | QPSK20M | Rear Face     | 0                        | 19100                  | 1              | 0               | 3      | Ant 0      | w/       | 4Cell   | 13.00                   | 12.94                          | 1.01           | 0.19             | 0.527                  | 0.53                 |
|          | LTE 2 | QPSK20M | Rear Face     | 0                        | 19100                  | 1              | 0               | 4      | Ant 0      | w/       | 4Cell   | 13.00                   | 12.94                          | 1.01           | -0.17            | 0.491                  | 0.50                 |
|          | LTE 4 | QPSK20M | Rear Face     | 25                       | 20175                  | 1              | 0               | 1      | Ant 0      | w/o      | 6Cell   | 24.00                   | 23.87                          | 1.03           | 0.05             | 0.131                  | 0.13                 |
|          | LTE 4 | QPSK20M | Left Side     | 0                        | 20175                  | 1              | 0               | 1      | Ant 0      | w/o      | 6Cell   | 24.00                   | 23.87                          | 1.03           | 0.07             | 0.333                  | 0.34                 |
|          | LTE 4 | QPSK20M | Right Side    | 0                        | 20175                  | 1              | 0               | 1      | Ant 0      | w/o      | 6Cell   | 24.00                   | 23.87                          | 1.03           | -0.14            | 0.095                  | 0.10                 |
|          | LTE 4 | QPSK20M | Top Side      | 0                        | 20175                  | 1              | 0               | 1      | Ant 0      | w/o      | 6Cell   | 24.00                   | 23.87                          | 1.03           | 0                | <0.001                 | 0.00                 |
|          | LTE 4 | QPSK20M | Bottom Side   | 20                       | 20175                  | 1              | 0               | 1      | Ant 0      | w/o      | 6Cell   | 24.00                   | 23.87                          | 1.03           | 0.07             | 0.189                  | 0.19                 |
|          | LTE 4 | QPSK20M | Rear Face     | 25                       | 20175                  | 50             | 0               | 1      | Ant 0      | w/o      | 6Cell   | 23.00                   | 23.31                          | 1.04           | 0.06             | 0.104                  | 0.11                 |
|          | LTE 4 | QPSK20M | Left Side     | 0                        | 20175                  | 50             | 0               | 1      | Ant 0      | w/o      | 6Cell   | 23.00                   | 23.31                          | 1.04           | -0.09            | 0.262                  | 0.27                 |
|          | LTE 4 | QPSK20M | Right Side    | 0                        | 20175                  | 50             | 0               | 1      | Ant 0      | w/o      | 6Cell   | 23.00                   | 23.31                          | 1.04           | -0.02            | 0.075                  | 0.08                 |
|          | LTE 4 | QPSK20M | Top Side      | 0                        | 20175                  | 50             | 0               | 1      | Ant 0      | w/o      | 6Cell   | 23.00                   | 23.31                          | 1.04           | 0                | <0.001                 | 0.00                 |
|          | LTE 4 | QPSK20M | Bottom Side   | 20                       | 20175                  | 50             | 0               | 1      | Ant 0      | w/o      | 6Cell   | 23.00                   | 23.31                          | 1.04           | 0.05             | 0.156                  | 0.16                 |
| 05       | LTE 4 | QPSK20M | Rear Face     | 0                        | 20050                  | 1              | 0               | 1      | Ant 0      | w/       | 6Cell   | 14.50                   | 14.38                          | 1.03           | -0.05            | 0.599                  | <b>0.62</b>          |
|          | LTE 4 | QPSK20M | Bottom Side   | 0                        | 20050                  | 1              | 0               | 1      | Ant 0      | w/       | 6Cell   | 14.50                   | 14.38                          | 1.03           | -0.19            | 0.238                  | 0.25                 |
|          | LTE 4 | QPSK20M | Rear Face     | 0                        | 20050                  | 50             | 0               | 1      | Ant 0      | w/       | 6Cell   | 14.50                   | 14.34                          | 1.04           | -0.04            | 0.571                  | 0.59                 |
|          | LTE 4 | QPSK20M | Bottom Side   | 0                        | 20050                  | 50             | 0               | 1      | Ant 0      | w/       | 6Cell   | 14.50                   | 14.34                          | 1.04           | 0.19             | 0.219                  | 0.23                 |
|          | LTE 4 | QPSK20M | Rear Face     | 0                        | 20175                  | 1              | 0               | 1      | Ant 0      | w/       | 6Cell   | 14.50                   | 14.13                          | 1.09           | -0.08            | 0.539                  | 0.59                 |
|          | LTE 4 | QPSK20M | Rear Face     | 0                        | 20300                  | 1              | 0               | 1      | Ant 0      | w/       | 6Cell   | 14.50                   | 14.07                          | 1.10           | -0.08            | 0.526                  | 0.58                 |
|          | LTE 4 | QPSK20M | Rear Face     | 0                        | 20050                  | 1              | 0               | 2      | Ant 0      | w/       | 6Cell   | 14.50                   | 14.38                          | 1.03           | 0.19             | 0.579                  | 0.60                 |
|          | LTE 4 | QPSK20M | Rear Face     | 0                        | 20050                  | 1              | 0               | 3      | Ant 0      | w/       | 4Cell   | 14.50                   | 14.38                          | 1.03           | -0.17            | 0.592                  | 0.61                 |
|          | LTE 4 | QPSK20M | Rear Face     | 0                        | 20050                  | 1              | 0               | 4      | Ant 0      | w/       | 4Cell   | 14.50                   | 14.38                          | 1.03           | 0.09             | 0.575                  | 0.59                 |
|          | LTE 5 | QPSK10M | Rear Face     | 25                       | 20450                  | 1              | 0               | 1      | Ant 0      | w/o      | 6Cell   | 24.50                   | 24.06                          | 1.11           | -0.08            | 0.056                  | 0.06                 |
|          | LTE 5 | QPSK10M | Left Side     | 0                        | 20450                  | 1              | 0               | 1      | Ant 0      | w/o      | 6Cell   | 24.50                   | 24.06                          | 1.11           | 0.1              | 0.042                  | 0.05                 |
|          | LTE 5 | QPSK10M | Right Side    | 0                        | 20450                  | 1              | 0               | 1      | Ant 0      | w/o      | 6Cell   | 24.50                   | 24.06                          | 1.11           | 0                | < 0.001                | 0.00                 |
|          | LTE 5 | QPSK10M | Top Side      | 0                        | 20450                  | 1              | 0               | 1      | Ant 0      | w/o      | 6Cell   | 24.50                   | 24.06                          | 1.11           | 0                | < 0.001                | 0.00                 |
|          | LTE 5 | QPSK10M | Bottom Side   | 20                       | 20450                  | 1              | 0               | 1      | Ant 0      | w/o      | 6Cell   | 24.50                   | 24.06                          | 1.11           | 0.03             | 0.064                  | 0.07                 |
|          | LTE 5 | QPSK10M | Rear Face     | 25                       | 20450                  | 25             | 0               | 1      | Ant 0      | w/o      | 6Cell   | 23.50                   | 23.04                          | 1.11           | 0.17             | 0.045                  | 0.05                 |
|          | LTE 5 | QPSK10M | Left Side     | 0                        | 20450                  | 25             | 0               | 1      | Ant 0      | w/o      | 6Cell   | 23.50                   | 23.04                          | 1.11           | 0.04             | 0.035                  | 0.04                 |
|          | LTE 5 | QPSK10M | Right Side    | 0                        | 20450                  | 25             | 0               | 1      | Ant 0      | w/o      | 6Cell   | 23.50                   | 23.04                          | 1.11           | 0                | < 0.001                | 0.00                 |
|          | LTE 5 | QPSK10M | Top Side      | 0                        | 20450                  | 25             | 0               | 1      | Ant 0      | w/o      | 6Cell   | 23.50                   | 23.04                          | 1.11           | 0                | < 0.001                | 0.00                 |
|          | LTE 5 | QPSK10M | Bottom Side   | 20                       | 20450                  | 25             | 0               | 1      | Ant 0      | w/o      | 6Cell   | 23.50                   | 23.04                          | 1.11           | 0.1              | 0.052                  | 0.06                 |
| 06       | LTE 5 | QPSK10M | Rear Face     | 0                        | 20450                  | 1              | 0               | 1      | Ant 0      | w/       | 6Cell   | 17.00                   | 16.98                          | 1.00           | 0.02             | 0.562                  | <b>0.56</b>          |
|          | LTE 5 | QPSK10M | Bottom Side   | 0                        | 20450                  | 1              | 0               | 1      | Ant 0      | w/       | 6Cell   | 17.00                   | 16.98                          | 1.00           | -0.05            | 0.202                  | 0.20                 |
|          | LTE 5 | QPSK10M | Rear Face     | 0                        | 20450                  | 25             | 0               | 1      | Ant 0      | w/       | 6Cell   | 17.00                   | 16.91                          | 1.02           | -0.19            | 0.367                  | 0.37                 |
|          | LTE 5 | QPSK10M | Bottom Side   | 0                        | 20450                  | 25             | 0               | 1      | Ant 0      | w/       | 6Cell   | 17.00                   | 16.91                          | 1.02           | -0.09            | 0.207                  | 0.21                 |
|          | LTE 5 | QPSK10M | Rear Face     | 0                        | 20525                  | 1              | 0               | 1      | Ant 0      | w/       | 6Cell   | 17.00                   | 16.95                          | 1.01           | 0.03             | 0.546                  | 0.55                 |
|          | LTE 5 | QPSK10M | Rear Face     | 0                        | 20600                  | 1              | 0               | 1      | Ant 0      | w/       | 6Cell   | 17.00                   | 16.91                          | 1.02           | -0.05            | 0.542                  | 0.55                 |
|          | LTE 5 | QPSK10M | Rear Face     | 0                        | 20450                  | 1              | 0               | 2      | Ant 0      | w/       | 6Cell   | 17.00                   | 16.98                          | 1.00           | -0.09            | 0.546                  | 0.55                 |
|          | LTE 5 | QPSK10M | Rear Face     | 0                        | 20450                  | 1              | 0               | 3      | Ant 0      | w/       | 4Cell   | 17.00                   | 16.98                          | 1.00           | 0.17             | 0.547                  | 0.55                 |
|          | LTE 5 | QPSK10M | Rear Face     | 0                        | 20450                  | 1              | 0               | 4      | Ant 0      | w/       | 4Cell   | 17.00                   | 16.98                          | 1.00           | 0.05             | 0.535                  | 0.54                 |
|          | LTE 5 | QPSK10M | Rear Face     | 0                        | PCC:20476<br>SCC:20575 | PCC:1<br>SCC:1 | PCC:49<br>SCC:0 | 1      | Ant 0      | w/       | 6Cell   | 17.00                   | 16.88                          | 1.03           | -0.04            | 0.531                  | 0.55                 |

Note: The "< 0.001" means there is no SAR value or the SAR is too low to be measured.

# SAR Test Report

| Plot No. | Band   | Mode    | Test Position | Separation Distance (mm) | Ch.                    | RB             | offset          | Sample | Ant Status | P-sensor | Battery | Max Tune-up Power (dBm) | Measured Conducted Power (dBm) | Scaling Factor | Power Drift (dB) | Measured SAR-1g (w/kg) | Scaled 1g SAR (w/kg) |
|----------|--------|---------|---------------|--------------------------|------------------------|----------------|-----------------|--------|------------|----------|---------|-------------------------|--------------------------------|----------------|------------------|------------------------|----------------------|
|          | LTE 7  | QPSK20M | Rear Face     | 25                       | 21350                  | 1              | 0               | 1      | Ant 0      | w/o      | 6Cell   | 24.00                   | 23.96                          | 1.01           | 0.01             | 0.219                  | 0.22                 |
|          | LTE 7  | QPSK20M | Left Side     | 0                        | 21350                  | 1              | 0               | 1      | Ant 0      | w/o      | 6Cell   | 24.00                   | 23.96                          | 1.01           | -0.12            | 0.528                  | 0.53                 |
|          | LTE 7  | QPSK20M | Right Side    | 0                        | 21350                  | 1              | 0               | 1      | Ant 0      | w/o      | 6Cell   | 24.00                   | 23.96                          | 1.01           | 0.05             | 0.157                  | 0.16                 |
|          | LTE 7  | QPSK20M | Top Side      | 0                        | 21350                  | 1              | 0               | 1      | Ant 0      | w/o      | 6Cell   | 24.00                   | 23.96                          | 1.01           | 0                | <0.001                 | 0.00                 |
|          | LTE 7  | QPSK20M | Bottom Side   | 20                       | 21350                  | 1              | 0               | 1      | Ant 0      | w/o      | 6Cell   | 24.00                   | 23.96                          | 1.01           | 0                | 0.187                  | 0.19                 |
|          | LTE 7  | QPSK20M | Rear Face     | 25                       | 21350                  | 50             | 0               | 1      | Ant 0      | w/o      | 6Cell   | 23.00                   | 22.98                          | 1.00           | -0.18            | 0.177                  | 0.18                 |
|          | LTE 7  | QPSK20M | Left Side     | 0                        | 21350                  | 50             | 0               | 1      | Ant 0      | w/o      | 6Cell   | 23.00                   | 22.98                          | 1.00           | -0.14            | 0.45                   | 0.45                 |
|          | LTE 7  | QPSK20M | Right Side    | 0                        | 21350                  | 50             | 0               | 1      | Ant 0      | w/o      | 6Cell   | 23.00                   | 22.98                          | 1.00           | -0.06            | 0.134                  | 0.13                 |
|          | LTE 7  | QPSK20M | Top Side      | 0                        | 21350                  | 50             | 0               | 1      | Ant 0      | w/o      | 6Cell   | 23.00                   | 22.98                          | 1.00           | 0                | <0.001                 | 0.00                 |
|          | LTE 7  | QPSK20M | Bottom Side   | 20                       | 21350                  | 50             | 0               | 1      | Ant 0      | w/o      | 6Cell   | 23.00                   | 22.98                          | 1.00           | 0.04             | 0.153                  | 0.15                 |
| 07       | LTE 7  | QPSK20M | Rear Face     | 0                        | 21350                  | 1              | 0               | 1      | Ant 0      | w/       | 6Cell   | 11.50                   | 11.50                          | 1.00           | 0.05             | 0.621                  | <b>0.62</b>          |
|          | LTE 7  | QPSK20M | Bottom Side   | 0                        | 21350                  | 1              | 0               | 1      | Ant 0      | w/       | 6Cell   | 11.50                   | 11.50                          | 1.00           | -0.07            | 0.161                  | 0.16                 |
|          | LTE 7  | QPSK20M | Rear Face     | 0                        | 21350                  | 50             | 0               | 1      | Ant 0      | w/       | 6Cell   | 11.50                   | 11.50                          | 1.00           | 0.07             | 0.542                  | 0.54                 |
|          | LTE 7  | QPSK20M | Bottom Side   | 0                        | 21350                  | 50             | 0               | 1      | Ant 0      | w/       | 6Cell   | 11.50                   | 11.50                          | 1.00           | 0.02             | 0.139                  | 0.14                 |
|          | LTE 7  | QPSK20M | Rear Face     | 25                       | 21350                  | 1              | 0               | 1      | Ant 1      | w/o      | 6Cell   | 24.00                   | 23.96                          | 1.01           | 0.12             | 0.133                  | 0.13                 |
|          | LTE 7  | QPSK20M | Left Side     | 0                        | 21350                  | 1              | 0               | 1      | Ant 1      | w/o      | 6Cell   | 24.00                   | 23.96                          | 1.01           | -0.14            | 0.099                  | 0.10                 |
|          | LTE 7  | QPSK20M | Right Side    | 0                        | 21350                  | 1              | 0               | 1      | Ant 1      | w/o      | 6Cell   | 24.00                   | 23.96                          | 1.01           | -0.03            | 0.333                  | 0.34                 |
|          | LTE 7  | QPSK20M | Top Side      | 0                        | 21350                  | 1              | 0               | 1      | Ant 1      | w/o      | 6Cell   | 24.00                   | 23.96                          | 1.01           | 0                | <0.001                 | 0.00                 |
|          | LTE 7  | QPSK20M | Bottom Side   | 20                       | 21350                  | 1              | 0               | 1      | Ant 1      | w/o      | 6Cell   | 24.00                   | 23.96                          | 1.01           | 0.14             | 0.142                  | 0.14                 |
|          | LTE 7  | QPSK20M | Rear Face     | 25                       | 21350                  | 50             | 0               | 1      | Ant 1      | w/o      | 6Cell   | 23.00                   | 22.98                          | 1.00           | 0.15             | 0.131                  | 0.13                 |
|          | LTE 7  | QPSK20M | Left Side     | 0                        | 21350                  | 50             | 0               | 1      | Ant 1      | w/o      | 6Cell   | 23.00                   | 22.98                          | 1.00           | 0.17             | 0.096                  | 0.10                 |
|          | LTE 7  | QPSK20M | Right Side    | 0                        | 21350                  | 50             | 0               | 1      | Ant 1      | w/o      | 6Cell   | 23.00                   | 22.98                          | 1.00           | -0.04            | 0.327                  | 0.33                 |
|          | LTE 7  | QPSK20M | Top Side      | 0                        | 21350                  | 50             | 0               | 1      | Ant 1      | w/o      | 6Cell   | 23.00                   | 22.98                          | 1.00           | 0                | <0.001                 | 0.00                 |
|          | LTE 7  | QPSK20M | Bottom Side   | 20                       | 21350                  | 50             | 0               | 1      | Ant 1      | w/o      | 6Cell   | 23.00                   | 22.98                          | 1.00           | -0.01            | 0.113                  | 0.11                 |
|          | LTE 7  | QPSK20M | Rear Face     | 0                        | 21350                  | 1              | 0               | 1      | Ant 1      | w/       | 6Cell   | 11.50                   | 11.50                          | 1.00           | -0.14            | 0.407                  | 0.41                 |
|          | LTE 7  | QPSK20M | Bottom Side   | 0                        | 21350                  | 1              | 0               | 1      | Ant 1      | w/       | 6Cell   | 11.50                   | 11.50                          | 1.00           | -0.02            | 0.213                  | 0.21                 |
|          | LTE 7  | QPSK20M | Rear Face     | 0                        | 21350                  | 50             | 0               | 1      | Ant 1      | w/       | 6Cell   | 11.50                   | 11.50                          | 1.00           | -0.05            | 0.579                  | 0.58                 |
|          | LTE 7  | QPSK20M | Bottom Side   | 0                        | 21350                  | 50             | 0               | 1      | Ant 1      | w/       | 6Cell   | 11.50                   | 11.50                          | 1.00           | -0.02            | 0.231                  | 0.23                 |
|          | LTE 7  | QPSK20M | Rear Face     | 0                        | 20850                  | 1              | 0               | 1      | Ant 0      | w/       | 6Cell   | 11.50                   | 11.05                          | 1.11           | 0.05             | 0.535                  | 0.59                 |
|          | LTE 7  | QPSK20M | Rear Face     | 0                        | 21100                  | 1              | 0               | 1      | Ant 0      | w/       | 6Cell   | 11.50                   | 11.20                          | 1.07           | 0.05             | 0.573                  | 0.61                 |
|          | LTE 7  | QPSK20M | Rear Face     | 0                        | 21350                  | 1              | 0               | 2      | Ant 0      | w/       | 6Cell   | 11.50                   | 11.50                          | 1.00           | 0.05             | 0.603                  | 0.60                 |
|          | LTE 7  | QPSK20M | Rear Face     | 0                        | 21350                  | 1              | 0               | 3      | Ant 0      | w/       | 4Cell   | 11.50                   | 11.50                          | 1.00           | 0.08             | 0.545                  | 0.55                 |
|          | LTE 7  | QPSK20M | Rear Face     | 0                        | 21350                  | 1              | 0               | 4      | Ant 0      | w/       | 4Cell   | 11.50                   | 11.50                          | 1.00           | -0.06            | 0.541                  | 0.54                 |
|          | LTE 7  | QPSK20M | Rear Face     | 0                        | PCC:21152<br>SCC:21350 | PCC:1<br>SCC:1 | PCC:99<br>SCC:0 | 1      | Ant 0      | w/       | 6Cell   | 11.50                   | 11.40                          | 1.02           | -0.08            | 0.536                  | 0.55                 |
|          | LTE 12 | QPSK10M | Rear Face     | 25                       | 23060                  | 1              | 0               | 1      | Ant 0      | w/o      | 6Cell   | 24.50                   | 24.00                          | 1.12           | 0.16             | 0.098                  | 0.11                 |
|          | LTE 12 | QPSK10M | Left Side     | 0                        | 23060                  | 1              | 0               | 1      | Ant 0      | w/o      | 6Cell   | 24.50                   | 24.00                          | 1.12           | 0                | <0.001                 | 0.00                 |
|          | LTE 12 | QPSK10M | Right Side    | 0                        | 23060                  | 1              | 0               | 1      | Ant 0      | w/o      | 6Cell   | 24.50                   | 24.00                          | 1.12           | 0                | <0.001                 | 0.00                 |
|          | LTE 12 | QPSK10M | Top Side      | 0                        | 23060                  | 1              | 0               | 1      | Ant 0      | w/o      | 6Cell   | 24.50                   | 24.00                          | 1.12           | 0                | <0.001                 | 0.00                 |
|          | LTE 12 | QPSK10M | Bottom Side   | 20                       | 23060                  | 1              | 0               | 1      | Ant 0      | w/o      | 6Cell   | 24.50                   | 24.00                          | 1.12           | 0.05             | 0.089                  | 0.10                 |
|          | LTE 12 | QPSK10M | Rear Face     | 25                       | 23060                  | 25             | 0               | 1      | Ant 0      | w/o      | 6Cell   | 23.50                   | 23.10                          | 1.10           | -0.13            | 0.078                  | 0.09                 |
|          | LTE 12 | QPSK10M | Left Side     | 0                        | 23060                  | 25             | 0               | 1      | Ant 0      | w/o      | 6Cell   | 23.50                   | 23.10                          | 1.10           | 0                | <0.001                 | 0.00                 |
|          | LTE 12 | QPSK10M | Right Side    | 0                        | 23060                  | 25             | 0               | 1      | Ant 0      | w/o      | 6Cell   | 23.50                   | 23.10                          | 1.10           | 0                | <0.001                 | 0.00                 |
|          | LTE 12 | QPSK10M | Top Side      | 0                        | 23060                  | 25             | 0               | 1      | Ant 0      | w/o      | 6Cell   | 23.50                   | 23.10                          | 1.10           | 0                | <0.001                 | 0.00                 |
|          | LTE 12 | QPSK10M | Bottom Side   | 20                       | 23060                  | 25             | 0               | 1      | Ant 0      | w/o      | 6Cell   | 23.50                   | 23.10                          | 1.10           | 0.01             | 0.073                  | 0.08                 |
| 08       | LTE 12 | QPSK10M | Rear Face     | 0                        | 23130                  | 1              | 0               | 1      | Ant 0      | w/       | 6Cell   | 17.00                   | 16.97                          | 1.01           | -0.11            | 0.678                  | <b>0.68</b>          |
|          | LTE 12 | QPSK10M | Bottom Side   | 0                        | 23130                  | 1              | 0               | 1      | Ant 0      | w/       | 6Cell   | 17.00                   | 16.97                          | 1.01           | -0.05            | 0.291                  | 0.29                 |
|          | LTE 12 | QPSK10M | Rear Face     | 0                        | 23130                  | 25             | 0               | 1      | Ant 0      | w/       | 6Cell   | 17.00                   | 16.95                          | 1.01           | 0.03             | 0.481                  | 0.49                 |
|          | LTE 12 | QPSK10M | Bottom Side   | 0                        | 23130                  | 25             | 0               | 1      | Ant 0      | w/       | 6Cell   | 17.00                   | 16.95                          | 1.01           | 0.05             | 0.283                  | 0.29                 |
|          | LTE 12 | QPSK10M | Rear Face     | 0                        | 23060                  | 1              | 0               | 1      | Ant 0      | w/       | 6Cell   | 17.00                   | 16.62                          | 1.09           | 0.16             | 0.619                  | 0.67                 |
|          | LTE 12 | QPSK10M | Rear Face     | 0                        | 23095                  | 1              | 0               | 1      | Ant 0      | w/       | 6Cell   | 17.00                   | 16.74                          | 1.06           | 0.12             | 0.622                  | 0.66                 |
|          | LTE 12 | QPSK10M | Rear Face     | 0                        | 23130                  | 1              | 0               | 2      | Ant 0      | w/       | 6Cell   | 17.00                   | 16.97                          | 1.01           | 0.18             | 0.632                  | 0.64                 |
|          | LTE 12 | QPSK10M | Rear Face     | 0                        | 23130                  | 1              | 0               | 3      | Ant 0      | w/       | 4Cell   | 17.00                   | 16.97                          | 1.01           | 0.1              | 0.628                  | 0.63                 |
|          | LTE 12 | QPSK10M | Rear Face     | 0                        | 23130                  | 1              | 0               | 4      | Ant 0      | w/       | 4Cell   | 17.00                   | 16.97                          | 1.01           | -0.15            | 0.606                  | 0.61                 |
|          | LTE 13 | QPSK10M | Rear Face     | 25                       | 23230                  | 1              | 0               | 1      | Ant 0      | w/o      | 6Cell   | 24.50                   | 24.04                          | 1.11           | 0.16             | 0.099                  | 0.11                 |
|          | LTE 13 | QPSK10M | Left Side     | 0                        | 23230                  | 1              | 0               | 1      | Ant 0      | w/o      | 6Cell   | 24.50                   | 24.04                          | 1.11           | 0                | 0.041                  | 0.05                 |
|          | LTE 13 | QPSK10M | Right Side    | 0                        | 23230                  | 1              | 0               | 1      | Ant 0      | w/o      | 6Cell   | 24.50                   | 24.04                          | 1.11           | 0                | <0.001                 | 0.00                 |
|          | LTE 13 | QPSK10M | Top Side      | 0                        | 23230                  | 1              | 0               | 1      | Ant 0      | w/o      | 6Cell   | 24.50                   | 24.04                          | 1.11           | 0                | <0.001                 | 0.00                 |
|          | LTE 13 | QPSK10M | Bottom Side   | 20                       | 23230                  | 1              | 0               | 1      | Ant 0      | w/o      | 6Cell   | 24.50                   | 24.04                          | 1.11           | 0.03             | 0.094                  | 0.10                 |
|          | LTE 13 | QPSK10M | Rear Face     | 25                       | 23230                  | 25             | 0               | 1      | Ant 0      | w/o      | 6Cell   | 23.50                   | 23.23                          | 1.06           | -0.18            | 0.079                  | 0.08                 |
|          | LTE 13 | QPSK10M | Left Side     | 0                        | 23230                  | 25             | 0               | 1      | Ant 0      | w/o      | 6Cell   | 23.50                   | 23.23                          | 1.06           | 0.14             | 0.031                  | 0.03                 |
|          | LTE 13 | QPSK10M | Right Side    | 0                        | 23230                  | 25             | 0               | 1      | Ant 0      | w/o      | 6Cell   | 23.50                   | 23.23                          | 1.06           | 0                | <0.001                 | 0.00                 |
|          | LTE 13 | QPSK10M | Top Side      | 0                        | 23230                  | 25             | 0               | 1      | Ant 0      | w/o      | 6Cell   | 23.50                   | 23.23                          | 1.06           | 0                | <0.001                 | 0.00                 |
|          | LTE 13 | QPSK10M | Bottom Side   | 20                       | 23230                  | 25             | 0               | 1      | Ant 0      | w/o      | 6Cell   | 23.50                   | 23.23                          | 1.06           | -0.07            | 0.078                  | 0.08                 |
| 09       | LTE 13 | QPSK10M | Rear Face     | 0                        | 23230                  | 1              | 0               | 1      | Ant 0      | w/       | 6Cell   | 18.00                   | 17.94                          | 1.01           | -0.03            | 0.643                  | <b>0.65</b>          |
|          | LTE 13 | QPSK10M | Bottom Side   | 0                        | 23230                  | 1              | 0               | 1      | Ant 0      | w/       | 6Cell   | 18.00                   | 17.94                          | 1.01           | 0.16             | 0.363                  | 0.37                 |
|          | LTE 13 | QPSK10M | Rear Face     | 0                        | 23230                  | 25             | 0               | 1      | Ant 0      | w/       | 6Cell   | 18.00                   | 17.89                          | 1.03           | 0.08             | 0.624                  | 0.64                 |
|          | LTE 13 | QPSK10M | Bottom Side   | 0                        | 23230                  | 25             | 0               | 1      | Ant 0      | w/       | 6Cell   | 18.00                   | 17.89                          | 1.03           | -0.01            | 0.344                  | 0.35                 |
|          | LTE 13 | QPSK10M | Rear Face     | 0                        | 23230                  | 1              | 0               | 2      | Ant 0      | w/       | 6Cell   | 18.00                   | 17.94                          | 1.01           | -0.04            | 0.619                  | 0.63                 |
|          | LTE 13 | QPSK10M | Rear Face     | 0                        | 23230                  | 1              | 0               | 3      | Ant 0      | w/       | 4Cell   | 18.00                   | 17.94                          | 1.01           | 0.17             | 0.631                  | 0.64                 |
|          | LTE 13 | QPSK10M | Rear Face     | 0                        | 23230                  | 1              | 0               | 4      | Ant 0      | w/       | 4Cell   | 18.00                   | 17.94                          | 1.01           | -0.03            | 0.626                  | 0.63                 |

Note: The "< 0.001" means there is no SAR value or the SAR is too low to be measured.



### SAR Test Report

| Plot No. | Band   | Mode    | Test Position | Separation Distance (mm) | Ch.   | RB | offset | Sample | Ant Status | P-sensor | Battery | Max Tune-up Power (dBm) | Measured Conducted Power (dBm) | Scaling Factor | Power Drift (dB) | Measured SAR-1g (w/kg) | Scaled 1g SAR (w/kg) |
|----------|--------|---------|---------------|--------------------------|-------|----|--------|--------|------------|----------|---------|-------------------------|--------------------------------|----------------|------------------|------------------------|----------------------|
|          | LTE 14 | QPSK10M | Rear Face     | 25                       | 23330 | 1  | 0      | 1      | Ant 0      | w/o      | 6Cell   | 24.50                   | 24.07                          | 1.10           | -0.08            | 0.052                  | 0.06                 |
|          | LTE 14 | QPSK10M | Left Side     | 0                        | 23330 | 1  | 0      | 1      | Ant 0      | w/o      | 6Cell   | 24.50                   | 24.07                          | 1.10           | -0.1             | 0.034                  | 0.04                 |
|          | LTE 14 | QPSK10M | Right Side    | 0                        | 23330 | 1  | 0      | 1      | Ant 0      | w/o      | 6Cell   | 24.50                   | 24.07                          | 1.10           | 0                | < 0.001                | 0.00                 |
|          | LTE 14 | QPSK10M | Top Side      | 0                        | 23330 | 1  | 0      | 1      | Ant 0      | w/o      | 6Cell   | 24.50                   | 24.07                          | 1.10           | 0                | < 0.001                | 0.00                 |
|          | LTE 14 | QPSK10M | Bottom Side   | 20                       | 23330 | 1  | 0      | 1      | Ant 0      | w/o      | 6Cell   | 24.50                   | 24.07                          | 1.10           | 0.09             | 0.048                  | 0.05                 |
|          | LTE 14 | QPSK10M | Rear Face     | 25                       | 23330 | 25 | 0      | 1      | Ant 0      | w/o      | 6Cell   | 23.50                   | 23.15                          | 1.08           | 0.11             | 0.041                  | 0.04                 |
|          | LTE 14 | QPSK10M | Left Side     | 0                        | 23330 | 25 | 0      | 1      | Ant 0      | w/o      | 6Cell   | 23.50                   | 23.15                          | 1.08           | 0                | < 0.001                | 0.00                 |
|          | LTE 14 | QPSK10M | Right Side    | 0                        | 23330 | 25 | 0      | 1      | Ant 0      | w/o      | 6Cell   | 23.50                   | 23.15                          | 1.08           | 0                | < 0.001                | 0.00                 |
|          | LTE 14 | QPSK10M | Top Side      | 0                        | 23330 | 25 | 0      | 1      | Ant 0      | w/o      | 6Cell   | 23.50                   | 23.15                          | 1.08           | 0                | < 0.001                | 0.00                 |
|          | LTE 14 | QPSK10M | Bottom Side   | 20                       | 23330 | 25 | 0      | 1      | Ant 0      | w/o      | 6Cell   | 23.50                   | 23.15                          | 1.08           | 0.11             | 0.044                  | 0.05                 |
| 10       | LTE 14 | QPSK10M | Rear Face     | 0                        | 23330 | 1  | 0      | 1      | Ant 0      | w/       | 6Cell   | 20.50                   | 20.47                          | 1.01           | -0.1             | 1.01                   | 1.02                 |
|          | LTE 14 | QPSK10M | Bottom Side   | 0                        | 23330 | 1  | 0      | 1      | Ant 0      | w/       | 6Cell   | 20.50                   | 20.47                          | 1.01           | 0.05             | 0.334                  | 0.34                 |
|          | LTE 14 | QPSK10M | Rear Face     | 0                        | 23330 | 25 | 0      | 1      | Ant 0      | w/       | 6Cell   | 20.50                   | 20.40                          | 1.02           | 0.11             | 0.666                  | 0.68                 |
|          | LTE 14 | QPSK10M | Bottom Side   | 0                        | 23330 | 25 | 0      | 1      | Ant 0      | w/       | 6Cell   | 20.50                   | 20.40                          | 1.02           | 0.01             | 0.157                  | 0.16                 |
|          | LTE 14 | QPSK10M | Rear Face     | 0                        | 23330 | 50 | 0      | 1      | Ant 0      | w/       | 6Cell   | 20.50                   | 20.47                          | 1.01           | 0.15             | 0.642                  | 0.65                 |
|          | LTE 14 | QPSK10M | Rear Face     | 0                        | 23330 | 1  | 0      | 2      | Ant 0      | w/       | 6Cell   | 20.50                   | 20.47                          | 1.01           | -0.09            | 0.982                  | 0.99                 |
|          | LTE 14 | QPSK10M | Rear Face     | 0                        | 23330 | 1  | 0      | 3      | Ant 0      | w/       | 4Cell   | 20.50                   | 20.47                          | 1.01           | 0.17             | 0.995                  | 1.00                 |
|          | LTE 14 | QPSK10M | Rear Face     | 0                        | 23330 | 1  | 0      | 4      | Ant 0      | w/       | 4Cell   | 20.50                   | 20.47                          | 1.01           | -0.03            | 0.971                  | 0.98                 |
|          | LTE 14 | QPSK10M | Rear Face     | 0                        | 23330 | 1  | 0      | 1      | Ant 0      | w/       | 6Cell   | 20.50                   | 20.47                          | 1.01           | 0                | 0.989                  | 1.00                 |
|          | LTE 17 | QPSK10M | Rear Face     | 25                       | 23790 | 1  | 0      | 1      | Ant 0      | w/o      | 6Cell   | 24.50                   | 24.44                          | 1.01           | -0.08            | 0.097                  | 0.10                 |
|          | LTE 17 | QPSK10M | Left Side     | 0                        | 23790 | 1  | 0      | 1      | Ant 0      | w/o      | 6Cell   | 24.50                   | 24.44                          | 1.01           | 0                | < 0.001                | 0.00                 |
|          | LTE 17 | QPSK10M | Right Side    | 0                        | 23790 | 1  | 0      | 1      | Ant 0      | w/o      | 6Cell   | 24.50                   | 24.44                          | 1.01           | 0                | < 0.001                | 0.00                 |
|          | LTE 17 | QPSK10M | Top Side      | 0                        | 23790 | 1  | 0      | 1      | Ant 0      | w/o      | 6Cell   | 24.50                   | 24.44                          | 1.01           | 0                | < 0.001                | 0.00                 |
|          | LTE 17 | QPSK10M | Bottom Side   | 20                       | 23790 | 1  | 0      | 1      | Ant 0      | w/o      | 6Cell   | 24.50                   | 24.44                          | 1.01           | -0.15            | 0.074                  | 0.07                 |
|          | LTE 17 | QPSK10M | Rear Face     | 25                       | 23790 | 25 | 0      | 1      | Ant 0      | w/o      | 6Cell   | 23.50                   | 23.49                          | 1.00           | -0.16            | 0.075                  | 0.08                 |
|          | LTE 17 | QPSK10M | Left Side     | 0                        | 23790 | 25 | 0      | 1      | Ant 0      | w/o      | 6Cell   | 23.50                   | 23.49                          | 1.00           | 0                | < 0.001                | 0.00                 |
|          | LTE 17 | QPSK10M | Right Side    | 0                        | 23790 | 25 | 0      | 1      | Ant 0      | w/o      | 6Cell   | 23.50                   | 23.49                          | 1.00           | 0                | < 0.001                | 0.00                 |
|          | LTE 17 | QPSK10M | Top Side      | 0                        | 23790 | 25 | 0      | 1      | Ant 0      | w/o      | 6Cell   | 23.50                   | 23.49                          | 1.00           | 0                | < 0.001                | 0.00                 |
|          | LTE 17 | QPSK10M | Bottom Side   | 20                       | 23790 | 25 | 0      | 1      | Ant 0      | w/o      | 6Cell   | 23.50                   | 23.49                          | 1.00           | 0.08             | 0.062                  | 0.06                 |
|          | LTE 17 | QPSK10M | Rear Face     | 0                        | 23790 | 1  | 0      | 1      | Ant 0      | w/       | 6Cell   | 20.50                   | 20.38                          | 1.03           | -0.13            | 1                      | 1.03                 |
|          | LTE 17 | QPSK10M | Bottom Side   | 0                        | 23790 | 1  | 0      | 1      | Ant 0      | w/       | 6Cell   | 20.50                   | 20.38                          | 1.03           | 0.02             | 0.495                  | 0.51                 |
|          | LTE 17 | QPSK10M | Rear Face     | 0                        | 23790 | 25 | 0      | 1      | Ant 0      | w/       | 6Cell   | 20.50                   | 20.36                          | 1.03           | -0.14            | 0.993                  | 1.02                 |
|          | LTE 17 | QPSK10M | Bottom Side   | 0                        | 23790 | 25 | 0      | 1      | Ant 0      | w/       | 6Cell   | 20.50                   | 20.36                          | 1.03           | -0.15            | 0.477                  | 0.49                 |
|          | LTE 17 | QPSK10M | Rear Face     | 0                        | 23790 | 50 | 0      | 1      | Ant 0      | w/       | 6Cell   | 20.50                   | 20.36                          | 1.03           | 0.11             | 1.02                   | 1.05                 |
| 11       | LTE 17 | QPSK10M | Rear Face     | 0                        | 23780 | 1  | 0      | 1      | Ant 0      | w/       | 6Cell   | 20.50                   | 20.32                          | 1.04           | -0.04            | 1.06                   | 1.10                 |
|          | LTE 17 | QPSK10M | Rear Face     | 0                        | 23800 | 1  | 0      | 1      | Ant 0      | w/       | 6Cell   | 20.50                   | 20.26                          | 1.06           | 0.06             | 1.03                   | 1.09                 |
|          | LTE 17 | QPSK10M | Rear Face     | 0                        | 23780 | 25 | 0      | 1      | Ant 0      | w/       | 6Cell   | 20.50                   | 20.30                          | 1.05           | -0.08            | 1.03                   | 1.08                 |
|          | LTE 17 | QPSK10M | Rear Face     | 0                        | 23800 | 25 | 0      | 1      | Ant 0      | w/       | 6Cell   | 20.50                   | 20.24                          | 1.06           | 0.11             | 1.02                   | 1.08                 |
|          | LTE 17 | QPSK10M | Rear Face     | 0                        | 23780 | 1  | 0      | 2      | Ant 0      | w/       | 6Cell   | 20.50                   | 20.32                          | 1.04           | 0.13             | 0.989                  | 1.03                 |
|          | LTE 17 | QPSK10M | Rear Face     | 0                        | 23780 | 1  | 0      | 3      | Ant 0      | w/       | 4Cell   | 20.50                   | 20.32                          | 1.04           | 0.15             | 1.02                   | 1.06                 |
|          | LTE 17 | QPSK10M | Rear Face     | 0                        | 23780 | 1  | 0      | 4      | Ant 0      | w/       | 4Cell   | 20.50                   | 20.32                          | 1.04           | 0.08             | 0.979                  | 1.02                 |
|          | LTE 17 | QPSK10M | Rear Face     | 0                        | 23790 | 1  | 0      | 2      | Ant 0      | w/       | 6Cell   | 20.50                   | 20.38                          | 1.03           | 0.02             | 0.961                  | 0.99                 |
|          | LTE 17 | QPSK10M | Rear Face     | 0                        | 23800 | 1  | 0      | 2      | Ant 0      | w/       | 6Cell   | 20.50                   | 20.26                          | 1.06           | 0.01             | 0.952                  | 1.01                 |
|          | LTE 17 | QPSK10M | Rear Face     | 0                        | 23790 | 1  | 0      | 3      | Ant 0      | w/       | 4Cell   | 20.50                   | 20.38                          | 1.03           | -0.07            | 0.966                  | 0.99                 |
|          | LTE 17 | QPSK10M | Rear Face     | 0                        | 23800 | 1  | 0      | 3      | Ant 0      | w/       | 4Cell   | 20.50                   | 20.26                          | 1.06           | -0.14            | 0.949                  | 1.01                 |
|          | LTE 17 | QPSK10M | Rear Face     | 0                        | 23790 | 1  | 0      | 4      | Ant 0      | w/       | 4Cell   | 20.50                   | 20.38                          | 1.03           | 0.13             | 0.943                  | 0.97                 |
|          | LTE 17 | QPSK10M | Rear Face     | 0                        | 23800 | 1  | 0      | 4      | Ant 0      | w/       | 4Cell   | 20.50                   | 20.26                          | 1.06           | 0.06             | 0.924                  | 0.98                 |
|          | LTE 17 | QPSK10M | Rear Face     | 0                        | 23780 | 1  | 0      | 1      | Ant 0      | w/       | 6Cell   | 20.50                   | 20.32                          | 1.04           | 0.06             | 1.01                   | 1.05                 |
|          | LTE 25 | QPSK20M | Rear Face     | 25                       | 26590 | 1  | 0      | 1      | Ant 0      | w/o      | 6Cell   | 24.00                   | 23.73                          | 1.06           | -0.15            | 0.085                  | 0.09                 |
|          | LTE 25 | QPSK20M | Left Side     | 0                        | 26590 | 1  | 0      | 1      | Ant 0      | w/o      | 6Cell   | 24.00                   | 23.73                          | 1.06           | 0.06             | 0.206                  | 0.22                 |
|          | LTE 25 | QPSK20M | Right Side    | 0                        | 26590 | 1  | 0      | 1      | Ant 0      | w/o      | 6Cell   | 24.00                   | 23.73                          | 1.06           | -0.16            | 0.061                  | 0.06                 |
|          | LTE 25 | QPSK20M | Top Side      | 0                        | 26590 | 1  | 0      | 1      | Ant 0      | w/o      | 6Cell   | 24.00                   | 23.73                          | 1.06           | 0                | < 0.001                | 0.00                 |
|          | LTE 25 | QPSK20M | Bottom Side   | 20                       | 26590 | 1  | 0      | 1      | Ant 0      | w/o      | 6Cell   | 24.00                   | 23.73                          | 1.06           | -0.12            | 0.052                  | 0.06                 |
|          | LTE 25 | QPSK20M | Rear Face     | 25                       | 26590 | 50 | 0      | 1      | Ant 0      | w/o      | 6Cell   | 23.00                   | 22.79                          | 1.05           | 0.09             | 0.063                  | 0.07                 |
|          | LTE 25 | QPSK20M | Left Side     | 0                        | 26590 | 50 | 0      | 1      | Ant 0      | w/o      | 6Cell   | 23.00                   | 22.79                          | 1.05           | 0.09             | 0.147                  | 0.15                 |
|          | LTE 25 | QPSK20M | Right Side    | 0                        | 26590 | 50 | 0      | 1      | Ant 0      | w/o      | 6Cell   | 23.00                   | 22.79                          | 1.05           | -0.12            | 0.044                  | 0.05                 |
|          | LTE 25 | QPSK20M | Top Side      | 0                        | 26590 | 50 | 0      | 1      | Ant 0      | w/o      | 6Cell   | 23.00                   | 22.79                          | 1.05           | 0                | < 0.001                | 0.00                 |
|          | LTE 25 | QPSK20M | Bottom Side   | 20                       | 26590 | 50 | 0      | 1      | Ant 0      | w/o      | 6Cell   | 23.00                   | 22.79                          | 1.05           | 0.12             | 0.037                  | 0.04                 |
| 12       | LTE 25 | QPSK20M | Rear Face     | 0                        | 26590 | 1  | 0      | 1      | Ant 0      | w/       | 6Cell   | 13.00                   | 12.97                          | 1.01           | -0.17            | 0.383                  | 0.39                 |
|          | LTE 25 | QPSK20M | Bottom Side   | 0                        | 26590 | 1  | 0      | 1      | Ant 0      | w/       | 6Cell   | 13.00                   | 12.97                          | 1.01           | 0.15             | 0.194                  | 0.20                 |
|          | LTE 25 | QPSK20M | Rear Face     | 0                        | 26590 | 50 | 0      | 1      | Ant 0      | w/       | 6Cell   | 13.00                   | 12.86                          | 1.03           | -0.06            | 0.367                  | 0.38                 |
|          | LTE 25 | QPSK20M | Bottom Side   | 0                        | 26590 | 50 | 0      | 1      | Ant 0      | w/       | 6Cell   | 13.00                   | 12.86                          | 1.03           | 0.03             | 0.188                  | 0.19                 |
|          | LTE 25 | QPSK20M | Rear Face     | 0                        | 26140 | 1  | 0      | 1      | Ant 0      | w/       | 6Cell   | 13.00                   | 12.89                          | 1.03           | 0.01             | 0.351                  | 0.36                 |
|          | LTE 25 | QPSK20M | Rear Face     | 0                        | 26365 | 1  | 0      | 1      | Ant 0      | w/       | 6Cell   | 13.00                   | 12.95                          | 1.01           | 0.02             | 0.344                  | 0.35                 |
|          | LTE 25 | QPSK20M | Rear Face     | 0                        | 26590 | 1  | 0      | 2      | Ant 0      | w/       | 6Cell   | 13.00                   | 12.97                          | 1.01           | -0.02            | 0.355                  | 0.36                 |
|          | LTE 25 | QPSK20M | Rear Face     | 0                        | 26590 | 1  | 0      | 3      | Ant 0      | w/       | 4Cell   | 13.00                   | 12.97                          | 1.01           | -0.08            | 0.369                  | 0.37                 |
|          | LTE 25 | QPSK20M | Rear Face     | 0                        | 26590 | 1  | 0      | 4      | Ant 0      | w/       | 4Cell   | 13.00                   | 12.97                          | 1.01           | 0.01             | 0.346                  | 0.35                 |



# SAR Test Report

| Plot No. | Band   | Mode    | Test Position | Separation Distance (mm) | Ch.                    | RB             | offset          | Sample | Ant Status | P-sensor | Battery | Max Tune-up Power (dBm) | Measured Conducted Power (dBm) | Scaling Factor | Power Drift (dB) | Measured SAR-1g (w/kg) | Scaled 1g SAR (w/kg) |
|----------|--------|---------|---------------|--------------------------|------------------------|----------------|-----------------|--------|------------|----------|---------|-------------------------|--------------------------------|----------------|------------------|------------------------|----------------------|
|          | LTE 26 | QPSK15M | Rear Face     | 25                       | 26765                  | 1              | 0               | 1      | Ant 0      | w/o      | 6Cell   | 24.50                   | 24.32                          | 1.04           | -0.02            | 0.092                  | 0.10                 |
|          | LTE 26 | QPSK15M | Left Side     | 0                        | 26765                  | 1              | 0               | 1      | Ant 0      | w/o      | 6Cell   | 24.50                   | 24.32                          | 1.04           | 0.1              | 0.079                  | 0.08                 |
|          | LTE 26 | QPSK15M | Right Side    | 0                        | 26765                  | 1              | 0               | 1      | Ant 0      | w/o      | 6Cell   | 24.50                   | 24.32                          | 1.04           | 0                | <0.001                 | 0.00                 |
|          | LTE 26 | QPSK15M | Top Side      | 0                        | 26765                  | 1              | 0               | 1      | Ant 0      | w/o      | 6Cell   | 24.50                   | 24.32                          | 1.04           | 0                | <0.001                 | 0.00                 |
|          | LTE 26 | QPSK15M | Bottom Side   | 20                       | 26765                  | 1              | 0               | 1      | Ant 0      | w/o      | 6Cell   | 24.50                   | 24.32                          | 1.04           | 0.12             | 0.106                  | 0.11                 |
|          | LTE 26 | QPSK15M | Rear Face     | 25                       | 26765                  | 36             | 0               | 1      | Ant 0      | w/o      | 6Cell   | 23.50                   | 23.40                          | 1.02           | -0.16            | 0.068                  | 0.07                 |
|          | LTE 26 | QPSK15M | Left Side     | 0                        | 26765                  | 36             | 0               | 1      | Ant 0      | w/o      | 6Cell   | 23.50                   | 23.40                          | 1.02           | -0.13            | 0.073                  | 0.07                 |
|          | LTE 26 | QPSK15M | Right Side    | 0                        | 26765                  | 36             | 0               | 1      | Ant 0      | w/o      | 6Cell   | 23.50                   | 23.40                          | 1.02           | 0                | < 0.001                | 0.00                 |
|          | LTE 26 | QPSK15M | Top Side      | 0                        | 26765                  | 36             | 0               | 1      | Ant 0      | w/o      | 6Cell   | 23.50                   | 23.40                          | 1.02           | 0                | < 0.001                | 0.00                 |
|          | LTE 26 | QPSK15M | Bottom Side   | 20                       | 26765                  | 36             | 0               | 1      | Ant 0      | w/o      | 6Cell   | 23.50                   | 23.40                          | 1.02           | 0.03             | 0.082                  | 0.08                 |
| 13       | LTE 26 | QPSK15M | Rear Face     | 0                        | 26765                  | 1              | 0               | 1      | Ant 0      | w/       | 6Cell   | 17.50                   | 17.38                          | 1.03           | 0.12             | 0.570                  | 0.59                 |
|          | LTE 26 | QPSK15M | Bottom Side   | 0                        | 26765                  | 1              | 0               | 1      | Ant 0      | w/       | 6Cell   | 17.50                   | 17.38                          | 1.03           | 0.15             | 0.348                  | 0.36                 |
|          | LTE 26 | QPSK15M | Rear Face     | 0                        | 26765                  | 36             | 0               | 1      | Ant 0      | w/       | 6Cell   | 17.50                   | 17.27                          | 1.05           | -0.09            | 0.552                  | 0.58                 |
|          | LTE 26 | QPSK15M | Bottom Side   | 0                        | 26765                  | 36             | 0               | 1      | Ant 0      | w/       | 6Cell   | 17.50                   | 17.27                          | 1.05           | 0.03             | 0.324                  | 0.34                 |
|          | LTE 26 | QPSK15M | Rear Face     | 0                        | 26865                  | 1              | 0               | 1      | Ant 0      | w/       | 6Cell   | 17.50                   | 17.15                          | 1.08           | -0.04            | 0.491                  | 0.53                 |
|          | LTE 26 | QPSK15M | Rear Face     | 0                        | 26965                  | 1              | 0               | 1      | Ant 0      | w/       | 6Cell   | 17.50                   | 17.10                          | 1.10           | 0.01             | 0.502                  | 0.55                 |
|          | LTE 26 | QPSK15M | Rear Face     | 0                        | 26765                  | 1              | 0               | 2      | Ant 0      | w/       | 6Cell   | 17.50                   | 17.38                          | 1.03           | -0.01            | 0.509                  | 0.52                 |
|          | LTE 26 | QPSK15M | Rear Face     | 0                        | 26765                  | 1              | 0               | 3      | Ant 0      | w/       | 4Cell   | 17.50                   | 17.38                          | 1.03           | 0.04             | 0.557                  | 0.57                 |
|          | LTE 26 | QPSK15M | Rear Face     | 0                        | 26765                  | 1              | 0               | 4      | Ant 0      | w/       | 4Cell   | 17.50                   | 17.38                          | 1.03           | 0.08             | 0.494                  | 0.51                 |
|          | LTE 30 | QPSK10M | Rear Face     | 25                       | 27710                  | 1              | 0               | 1      | Ant 0      | w/o      | 6Cell   | 23.00                   | 22.87                          | 1.03           | 0.05             | 0.088                  | 0.09                 |
|          | LTE 30 | QPSK10M | Left Side     | 0                        | 27710                  | 1              | 0               | 1      | Ant 0      | w/o      | 6Cell   | 23.00                   | 22.87                          | 1.03           | -0.09            | 0.186                  | 0.19                 |
|          | LTE 30 | QPSK10M | Right Side    | 0                        | 27710                  | 1              | 0               | 1      | Ant 0      | w/o      | 6Cell   | 23.00                   | 22.87                          | 1.03           | 0.19             | 0.136                  | 0.14                 |
|          | LTE 30 | QPSK10M | Top Side      | 0                        | 27710                  | 1              | 0               | 1      | Ant 0      | w/o      | 6Cell   | 23.00                   | 22.87                          | 1.03           | -0.07            | 0.027                  | 0.03                 |
|          | LTE 30 | QPSK10M | Bottom Side   | 20                       | 27710                  | 1              | 0               | 1      | Ant 0      | w/o      | 6Cell   | 23.00                   | 22.87                          | 1.03           | 0.13             | 0.122                  | 0.13                 |
|          | LTE 30 | QPSK10M | Rear Face     | 25                       | 27710                  | 25             | 0               | 1      | Ant 0      | w/o      | 6Cell   | 22.00                   | 21.90                          | 1.02           | -0.18            | 0.071                  | 0.07                 |
|          | LTE 30 | QPSK10M | Left Side     | 0                        | 27710                  | 25             | 0               | 1      | Ant 0      | w/o      | 6Cell   | 22.00                   | 21.90                          | 1.02           | -0.05            | 0.153                  | 0.16                 |
|          | LTE 30 | QPSK10M | Right Side    | 0                        | 27710                  | 25             | 0               | 1      | Ant 0      | w/o      | 6Cell   | 22.00                   | 21.90                          | 1.02           | 0.1              | 0.113                  | 0.12                 |
|          | LTE 30 | QPSK10M | Top Side      | 0                        | 27710                  | 25             | 0               | 1      | Ant 0      | w/o      | 6Cell   | 22.00                   | 21.90                          | 1.02           | -0.14            | 0.022                  | 0.02                 |
|          | LTE 30 | QPSK10M | Bottom Side   | 20                       | 27710                  | 25             | 0               | 1      | Ant 0      | w/o      | 6Cell   | 22.00                   | 21.90                          | 1.02           | 0.15             | 0.089                  | 0.09                 |
| 14       | LTE 30 | QPSK10M | Rear Face     | 0                        | 27710                  | 1              | 0               | 1      | Ant 0      | w/       | 6Cell   | 14.00                   | 13.92                          | 1.02           | -0.03            | 1.01                   | 1.03                 |
|          | LTE 30 | QPSK10M | Bottom Side   | 0                        | 27710                  | 1              | 0               | 1      | Ant 0      | w/       | 6Cell   | 14.00                   | 13.92                          | 1.02           | -0.17            | 0.182                  | 0.19                 |
|          | LTE 30 | QPSK10M | Rear Face     | 0                        | 27710                  | 25             | 0               | 1      | Ant 0      | w/       | 6Cell   | 14.00                   | 13.74                          | 1.06           | -0.03            | 0.561                  | 0.59                 |
|          | LTE 30 | QPSK10M | Bottom Side   | 0                        | 27710                  | 25             | 0               | 1      | Ant 0      | w/       | 6Cell   | 14.00                   | 13.74                          | 1.06           | 0.03             | 0.172                  | 0.18                 |
|          | LTE 30 | QPSK10M | Rear Face     | 0                        | 27710                  | 50             | 0               | 1      | Ant 0      | w/       | 6Cell   | 14.00                   | 13.57                          | 1.10           | -0.05            | 0.555                  | 0.61                 |
|          | LTE 30 | QPSK10M | Rear Face     | 0                        | 27710                  | 1              | 0               | 2      | Ant 0      | w/       | 6Cell   | 14.00                   | 13.92                          | 1.02           | -0.1             | 0.967                  | 0.99                 |
|          | LTE 30 | QPSK10M | Rear Face     | 0                        | 27710                  | 1              | 0               | 3      | Ant 0      | w/       | 4Cell   | 14.00                   | 13.92                          | 1.02           | 0.12             | 0.997                  | 1.02                 |
|          | LTE 30 | QPSK10M | Rear Face     | 0                        | 27710                  | 1              | 0               | 4      | Ant 0      | w/       | 4Cell   | 14.00                   | 13.92                          | 1.02           | -0.03            | 0.956                  | 0.98                 |
|          | LTE 30 | QPSK10M | Rear Face     | 0                        | 27710                  | 1              | 0               | 4      | Ant 0      | w/       | 6Cell   | 14.00                   | 13.92                          | 1.02           | -0.12            | 0.989                  | 1.01                 |
|          | LTE 38 | QPSK20M | Rear Face     | 25                       | 38150                  | 1              | 0               | 1      | Ant 0      | w/o      | 6Cell   | 24.00                   | 23.99                          | 1.00           | 0.03             | 0.131                  | 0.13                 |
|          | LTE 38 | QPSK20M | Left Side     | 0                        | 38150                  | 1              | 0               | 1      | Ant 0      | w/o      | 6Cell   | 24.00                   | 23.99                          | 1.00           | -0.01            | 0.318                  | 0.32                 |
|          | LTE 38 | QPSK20M | Right Side    | 0                        | 38150                  | 1              | 0               | 1      | Ant 0      | w/o      | 6Cell   | 24.00                   | 23.99                          | 1.00           | 0.08             | 0.095                  | 0.10                 |
|          | LTE 38 | QPSK20M | Top Side      | 0                        | 38150                  | 1              | 0               | 1      | Ant 0      | w/o      | 6Cell   | 24.00                   | 23.99                          | 1.00           | 0                | <0.001                 | 0.00                 |
|          | LTE 38 | QPSK20M | Bottom Side   | 20                       | 38150                  | 1              | 0               | 1      | Ant 0      | w/o      | 6Cell   | 24.00                   | 23.99                          | 1.00           | 0.01             | 0.108                  | 0.11                 |
|          | LTE 38 | QPSK20M | Rear Face     | 25                       | 38150                  | 50             | 0               | 1      | Ant 0      | w/o      | 6Cell   | 23.00                   | 22.98                          | 1.00           | -0.11            | 0.099                  | 0.10                 |
|          | LTE 38 | QPSK20M | Left Side     | 0                        | 38150                  | 50             | 0               | 1      | Ant 0      | w/o      | 6Cell   | 23.00                   | 22.98                          | 1.00           | 0.13             | 0.252                  | 0.25                 |
|          | LTE 38 | QPSK20M | Right Side    | 0                        | 38150                  | 50             | 0               | 1      | Ant 0      | w/o      | 6Cell   | 23.00                   | 22.98                          | 1.00           | -0.02            | 0.075                  | 0.07                 |
|          | LTE 38 | QPSK20M | Top Side      | 0                        | 38150                  | 50             | 0               | 1      | Ant 0      | w/o      | 6Cell   | 23.00                   | 22.98                          | 1.00           | 0                | <0.001                 | 0.00                 |
|          | LTE 38 | QPSK20M | Bottom Side   | 20                       | 38150                  | 50             | 0               | 1      | Ant 0      | w/o      | 6Cell   | 23.00                   | 22.98                          | 1.00           | -0.17            | 0.084                  | 0.08                 |
| 15       | LTE 38 | QPSK20M | Rear Face     | 0                        | 38150                  | 1              | 0               | 1      | Ant 0      | w/       | 6Cell   | 14.00                   | 14.00                          | 1.00           | 0.06             | 0.579                  | 0.58                 |
|          | LTE 38 | QPSK20M | Bottom Side   | 0                        | 38150                  | 1              | 0               | 1      | Ant 0      | w/       | 6Cell   | 14.00                   | 14.00                          | 1.00           | -0.12            | 0.161                  | 0.16                 |
|          | LTE 38 | QPSK20M | Rear Face     | 0                        | 38150                  | 50             | 0               | 1      | Ant 0      | w/       | 6Cell   | 14.00                   | 13.95                          | 1.01           | 0.02             | 0.545                  | 0.55                 |
|          | LTE 38 | QPSK20M | Bottom Side   | 0                        | 38150                  | 50             | 0               | 1      | Ant 0      | w/       | 6Cell   | 14.00                   | 13.95                          | 1.01           | 0.19             | 0.144                  | 0.15                 |
|          | LTE 38 | QPSK20M | Rear Face     | 0                        | 37850                  | 1              | 0               | 1      | Ant 0      | w/       | 6Cell   | 14.00                   | 13.90                          | 1.02           | 0.03             | 0.549                  | 0.56                 |
|          | LTE 38 | QPSK20M | Rear Face     | 0                        | 38000                  | 1              | 0               | 1      | Ant 0      | w/       | 6Cell   | 14.00                   | 13.97                          | 1.01           | 0                | 0.525                  | 0.53                 |
|          | LTE 38 | QPSK20M | Rear Face     | 0                        | 38150                  | 1              | 0               | 2      | Ant 0      | w/       | 6Cell   | 14.00                   | 14.00                          | 1.00           | -0.12            | 0.522                  | 0.52                 |
|          | LTE 38 | QPSK20M | Rear Face     | 0                        | 38150                  | 1              | 0               | 3      | Ant 0      | w/       | 4Cell   | 14.00                   | 14.00                          | 1.00           | 0.12             | 0.559                  | 0.56                 |
|          | LTE 38 | QPSK20M | Rear Face     | 0                        | 38150                  | 1              | 0               | 4      | Ant 0      | w/       | 4Cell   | 14.00                   | 14.00                          | 1.00           | 0.08             | 0.509                  | 0.51                 |
|          | LTE 38 | QPSK20M | Rear Face     | 0                        | PCC:37901<br>SCC:38099 | PCC:1<br>SCC:1 | PCC:99<br>SCC:0 | 1      | Ant 0      | w/       | 6Cell   | 14.00                   | 13.89                          | 1.03           | -0.06            | 0.545                  | 0.56                 |

Note: The "< 0.001" means there is no SAR value or the SAR is too low to be measured.



# SAR Test Report

| Plot No. | Band   | Mode    | Test Position | Separation Distance (mm) | Ch.                    | RB             | offset          | Sample | Ant Status | P-sensor | Battery | Max Tune-up Power (dBm) | Measured Conducted Power (dBm) | Scaling Factor | Power Drift (dB) | Measured SAR-1g (w/kg) | Scaled 1g SAR (w/kg) |
|----------|--------|---------|---------------|--------------------------|------------------------|----------------|-----------------|--------|------------|----------|---------|-------------------------|--------------------------------|----------------|------------------|------------------------|----------------------|
|          | LTE 41 | QPSK20M | Rear Face     | 25                       | 41055                  | 1              | 0               | 1      | Ant 0      | w/o      | 6Cell   | 24.00                   | 24.00                          | 1.00           | -0.05            | 0.094                  | 0.09                 |
|          | LTE 41 | QPSK20M | Left Side     | 0                        | 41055                  | 1              | 0               | 1      | Ant 0      | w/o      | 6Cell   | 24.00                   | 24.00                          | 1.00           | 0.13             | 0.224                  | 0.22                 |
|          | LTE 41 | QPSK20M | Right Side    | 0                        | 41055                  | 1              | 0               | 1      | Ant 0      | w/o      | 6Cell   | 24.00                   | 24.00                          | 1.00           | -0.02            | 0.067                  | 0.07                 |
|          | LTE 41 | QPSK20M | Top Side      | 0                        | 41055                  | 1              | 0               | 1      | Ant 0      | w/o      | 6Cell   | 24.00                   | 24.00                          | 1.00           | 0                | <0.001                 | 0.00                 |
|          | LTE 41 | QPSK20M | Bottom Side   | 20                       | 41055                  | 1              | 0               | 1      | Ant 0      | w/o      | 6Cell   | 24.00                   | 24.00                          | 1.00           | 0.03             | 0.082                  | 0.08                 |
|          | LTE 41 | QPSK20M | Rear Face     | 25                       | 41055                  | 50             | 0               | 1      | Ant 0      | w/o      | 6Cell   | 23.00                   | 23.00                          | 1.00           | 0.19             | 0.077                  | 0.08                 |
|          | LTE 41 | QPSK20M | Left Side     | 0                        | 41055                  | 50             | 0               | 1      | Ant 0      | w/o      | 6Cell   | 23.00                   | 23.00                          | 1.00           | -0.08            | 0.180                  | 0.18                 |
|          | LTE 41 | QPSK20M | Right Side    | 0                        | 41055                  | 50             | 0               | 1      | Ant 0      | w/o      | 6Cell   | 23.00                   | 23.00                          | 1.00           | -0.1             | 0.054                  | 0.05                 |
|          | LTE 41 | QPSK20M | Top Side      | 0                        | 41055                  | 50             | 0               | 1      | Ant 0      | w/o      | 6Cell   | 23.00                   | 23.00                          | 1.00           | 0                | <0.001                 | 0.00                 |
|          | LTE 41 | QPSK20M | Bottom Side   | 20                       | 41055                  | 50             | 0               | 1      | Ant 0      | w/o      | 6Cell   | 23.00                   | 23.00                          | 1.00           | 0.11             | 0.061                  | 0.06                 |
| 17       | LTE 41 | QPSK20M | Rear Face     | 0                        | 41055                  | 1              | 0               | 1      | Ant 0      | w/       | 6Cell   | 14.00                   | 14.00                          | 1.00           | 0.06             | 0.548                  | 0.55                 |
|          | LTE 41 | QPSK20M | Bottom Side   | 0                        | 41055                  | 1              | 0               | 1      | Ant 0      | w/       | 6Cell   | 14.00                   | 14.00                          | 1.00           | -0.08            | 0.131                  | 0.13                 |
|          | LTE 41 | QPSK20M | Rear Face     | 0                        | 41055                  | 50             | 0               | 1      | Ant 0      | w/       | 6Cell   | 14.00                   | 13.90                          | 1.02           | -0.02            | 0.405                  | 0.41                 |
|          | LTE 41 | QPSK20M | Bottom Side   | 0                        | 41055                  | 50             | 0               | 1      | Ant 0      | w/       | 6Cell   | 14.00                   | 13.90                          | 1.02           | 0.01             | 0.118                  | 0.12                 |
|          | LTE 41 | QPSK20M | Rear Face     | 0                        | 39750                  | 1              | 0               | 1      | Ant 0      | w/       | 6Cell   | 14.00                   | 13.29                          | 1.18           | -0.15            | 0.456                  | 0.54                 |
|          | LTE 41 | QPSK20M | Rear Face     | 0                        | 40185                  | 1              | 0               | 1      | Ant 0      | w/       | 6Cell   | 14.00                   | 13.63                          | 1.09           | -0.06            | 0.437                  | 0.48                 |
|          | LTE 41 | QPSK20M | Rear Face     | 0                        | 40620                  | 1              | 0               | 1      | Ant 0      | w/       | 6Cell   | 14.00                   | 13.97                          | 1.01           | -0.01            | 0.525                  | 0.53                 |
|          | LTE 41 | QPSK20M | Rear Face     | 0                        | 41490                  | 1              | 0               | 1      | Ant 0      | w/       | 6Cell   | 14.00                   | 13.86                          | 1.03           | 0.04             | 0.433                  | 0.45                 |
|          | LTE 41 | QPSK20M | Rear Face     | 0                        | 41055                  | 1              | 0               | 2      | Ant 0      | w/       | 6Cell   | 14.00                   | 14.00                          | 1.00           | 0.18             | 0.459                  | 0.46                 |
|          | LTE 41 | QPSK20M | Rear Face     | 0                        | 41055                  | 1              | 0               | 3      | Ant 0      | w/       | 4Cell   | 14.00                   | 14.00                          | 1.00           | -0.04            | 0.502                  | 0.50                 |
|          | LTE 41 | QPSK20M | Rear Face     | 0                        | 41055                  | 1              | 0               | 4      | Ant 0      | w/       | 4Cell   | 14.00                   | 14.00                          | 1.00           | -0.05            | 0.446                  | 0.45                 |
|          | LTE 41 | QPSK20M | Rear Face     | 0                        | PCC:40529<br>SCC:40727 | PCC:1<br>SCC:1 | PCC:0<br>SCC:99 | 1      | Ant 0      | w/       | 6Cell   | 14.00                   | 13.94                          | 1.01           | -0.01            | 0.481                  | 0.49                 |
|          | LTE 42 | QPSK20M | Rear Face     | 25                       | 43190                  | 1              | 0               | 1      | Ant 1      | w/o      | 6Cell   | 24.00                   | 23.94                          | 1.01           | 0.12             | 0.253                  | 0.26                 |
|          | LTE 42 | QPSK20M | Left Side     | 0                        | 43190                  | 1              | 0               | 1      | Ant 1      | w/o      | 6Cell   | 24.00                   | 23.94                          | 1.01           | 0.02             | 0.157                  | 0.16                 |
|          | LTE 42 | QPSK20M | Right Side    | 0                        | 43190                  | 1              | 0               | 1      | Ant 1      | w/o      | 6Cell   | 24.00                   | 23.94                          | 1.01           | 0.07             | 0.532                  | 0.54                 |
|          | LTE 42 | QPSK20M | Top Side      | 0                        | 43190                  | 1              | 0               | 1      | Ant 1      | w/o      | 6Cell   | 24.00                   | 23.94                          | 1.01           | 0.02             | <0.001                 | 0.00                 |
|          | LTE 42 | QPSK20M | Bottom Side   | 20                       | 43190                  | 1              | 0               | 1      | Ant 1      | w/o      | 6Cell   | 24.00                   | 23.94                          | 1.01           | 0.12             | 0.237                  | 0.24                 |
|          | LTE 42 | QPSK20M | Rear Face     | 25                       | 43190                  | 50             | 0               | 1      | Ant 1      | w/o      | 6Cell   | 23.00                   | 22.93                          | 1.02           | 0.09             | 0.188                  | 0.19                 |
|          | LTE 42 | QPSK20M | Left Side     | 0                        | 43190                  | 50             | 0               | 1      | Ant 1      | w/o      | 6Cell   | 23.00                   | 22.93                          | 1.02           | -0.01            | 0.139                  | 0.14                 |
|          | LTE 42 | QPSK20M | Right Side    | 0                        | 43190                  | 50             | 0               | 1      | Ant 1      | w/o      | 6Cell   | 23.00                   | 22.93                          | 1.02           | -0.7             | 0.481                  | 0.49                 |
|          | LTE 42 | QPSK20M | Top Side      | 0                        | 43190                  | 50             | 0               | 1      | Ant 1      | w/o      | 6Cell   | 23.00                   | 22.93                          | 1.02           | 0.13             | <0.001                 | 0.00                 |
|          | LTE 42 | QPSK20M | Bottom Side   | 20                       | 43190                  | 50             | 0               | 1      | Ant 1      | w/o      | 6Cell   | 23.00                   | 22.93                          | 1.02           | 0.1              | 0.191                  | 0.19                 |
|          | LTE 42 | QPSK20M | Rear Face     | 0                        | 43190                  | 1              | 0               | 1      | Ant 1      | w/       | 6Cell   | 15.00                   | 14.98                          | 1.00           | 0.03             | 0.919                  | 0.92                 |
|          | LTE 42 | QPSK20M | Bottom Side   | 0                        | 43190                  | 1              | 0               | 1      | Ant 1      | w/       | 6Cell   | 15.00                   | 14.98                          | 1.00           | 0.01             | 0.371                  | 0.37                 |
|          | LTE 42 | QPSK20M | Rear Face     | 0                        | 43190                  | 50             | 0               | 1      | Ant 1      | w/       | 6Cell   | 15.00                   | 14.91                          | 1.02           | -0.06            | 0.898                  | 0.92                 |
|          | LTE 42 | QPSK20M | Bottom Side   | 0                        | 43190                  | 50             | 0               | 1      | Ant 1      | w/       | 6Cell   | 15.00                   | 14.91                          | 1.02           | 0.07             | 0.348                  | 0.35                 |
|          | LTE 42 | QPSK20M | Rear Face     | 0                        | 43190                  | 100            | 0               | 1      | Ant 1      | w/       | 6Cell   | 15.00                   | 14.88                          | 1.03           | 0.06             | 0.897                  | 0.92                 |
|          | LTE 42 | QPSK20M | Rear Face     | 0                        | 43340                  | 1              | 0               | 1      | Ant 1      | w/       | 6Cell   | 15.00                   | 14.95                          | 1.01           | -0.03            | 0.935                  | 0.94                 |
|          | LTE 42 | QPSK20M | Rear Face     | 0                        | 43490                  | 1              | 0               | 1      | Ant 1      | w/       | 6Cell   | 15.00                   | 14.89                          | 1.03           | 0.08             | 0.628                  | 0.65                 |
|          | LTE 42 | QPSK20M | Rear Face     | 0                        | 43340                  | 50             | 0               | 1      | Ant 1      | w/       | 6Cell   | 15.00                   | 14.88                          | 1.03           | 0.08             | 0.897                  | 0.92                 |
|          | LTE 42 | QPSK20M | Rear Face     | 0                        | 43490                  | 50             | 0               | 1      | Ant 1      | w/       | 6Cell   | 15.00                   | 14.82                          | 1.04           | -0.17            | 0.615                  | 0.64                 |
|          | LTE 42 | QPSK20M | Rear Face     | 0                        | 43340                  | 1              | 0               | 2      | Ant 1      | w/       | 6Cell   | 15.00                   | 14.88                          | 1.03           | 0.01             | 0.895                  | 0.92                 |
|          | LTE 42 | QPSK20M | Rear Face     | 0                        | 43340                  | 1              | 0               | 3      | Ant 1      | w/       | 4Cell   | 15.00                   | 14.88                          | 1.03           | -0.15            | 0.911                  | 0.90                 |
| 18       | LTE 42 | QPSK20M | Rear Face     | 0                        | 43340                  | 1              | 0               | 4      | Ant 1      | w/       | 4Cell   | 15.00                   | 14.88                          | 1.03           | 0.07             | 0.884                  | 0.91                 |
|          | LTE 42 | QPSK20M | Rear Face     | 0                        | 43190                  | 1              | 0               | 2      | Ant 1      | w/       | 6Cell   | 15.00                   | 14.98                          | 1.00           | 0.02             | 0.681                  | 0.68                 |
|          | LTE 42 | QPSK20M | Rear Face     | 0                        | 43490                  | 1              | 0               | 2      | Ant 1      | w/       | 6Cell   | 15.00                   | 14.98                          | 1.00           | -0.1             | 0.654                  | 0.65                 |
|          | LTE 42 | QPSK20M | Rear Face     | 0                        | 43190                  | 1              | 0               | 3      | Ant 1      | w/       | 4Cell   | 15.00                   | 14.98                          | 1.00           | 0.19             | 0.701                  | 0.70                 |
|          | LTE 42 | QPSK20M | Rear Face     | 0                        | 43490                  | 1              | 0               | 3      | Ant 1      | w/       | 4Cell   | 15.00                   | 14.82                          | 1.04           | -0.07            | 0.668                  | 0.69                 |
|          | LTE 42 | QPSK20M | Rear Face     | 0                        | 43190                  | 1              | 0               | 4      | Ant 1      | w/       | 4Cell   | 15.00                   | 14.82                          | 1.04           | 0.12             | 0.671                  | 0.70                 |
|          | LTE 42 | QPSK20M | Rear Face     | 0                        | 43490                  | 1              | 0               | 4      | Ant 1      | w/       | 4Cell   | 15.00                   | 14.82                          | 1.04           | 0.14             | 0.642                  | 0.67                 |
|          | LTE 42 | QPSK20M | Rear Face     | 0                        | PCC:43190<br>SCC:43388 | PCC:1<br>SCC:1 | PCC:99<br>SCC:0 | 1      | Ant 1      | w/       | 6Cell   | 15.00                   | 14.82                          | 1.04           | 0.02             | 0.628                  | 0.65                 |
|          | LTE 42 | QPSK20M | Rear Face     | 0                        | 43340                  | 1              | 0               | 1      | Ant 1      | w/       | 6Cell   | 15.00                   | 14.95                          | 1.01           | 0.16             | 0.921                  | 0.93                 |

Note: The "< 0.001" means there is no SAR value or the SAR is too low to be measured.





# SAR Test Report

| Plot No. | Band   | Mode    | Test Position | Separation Distance (mm) | Ch.                      | RB             | offset          | Sample | Ant Status | P-sensor | Battery | Max Tune-up Power (dBm) | Measured Conducted Power (dBm) | Scaling Factor | Power Drift (dB) | Measured SAR-1g (w/kg) | Scaled 1g SAR (w/kg) |
|----------|--------|---------|---------------|--------------------------|--------------------------|----------------|-----------------|--------|------------|----------|---------|-------------------------|--------------------------------|----------------|------------------|------------------------|----------------------|
|          | LTE 48 | QPSK20M | Rear Face     | 25                       | 55340                    | 1              | 0               | 1      | Ant 1      | w/o      | 6Cell   | 22.00                   | 21.97                          | 1.01           | 0.04             | 0.125                  | 0.13                 |
|          | LTE 48 | QPSK20M | Left Side     | 0                        | 55340                    | 1              | 0               | 1      | Ant 1      | w/o      | 6Cell   | 22.00                   | 21.97                          | 1.01           | -0.17            | 0.088                  | 0.09                 |
|          | LTE 48 | QPSK20M | Right Side    | 0                        | 55340                    | 1              | 0               | 1      | Ant 1      | w/o      | 6Cell   | 22.00                   | 21.97                          | 1.01           | -0.02            | 0.295                  | 0.30                 |
|          | LTE 48 | QPSK20M | Top Side      | 0                        | 55340                    | 1              | 0               | 1      | Ant 1      | w/o      | 6Cell   | 22.00                   | 21.97                          | 1.01           | 0                | <0.001                 | 0.00                 |
|          | LTE 48 | QPSK20M | Bottom Side   | 20                       | 55340                    | 1              | 0               | 1      | Ant 1      | w/o      | 6Cell   | 22.00                   | 21.97                          | 1.01           | 0.11             | 0.122                  | 0.12                 |
|          | LTE 48 | QPSK20M | Rear Face     | 25                       | 55340                    | 50             | 0               | 1      | Ant 1      | w/o      | 6Cell   | 21.00                   | 20.99                          | 1.00           | -0.08            | 0.102                  | 0.10                 |
|          | LTE 48 | QPSK20M | Left Side     | 0                        | 55340                    | 50             | 0               | 1      | Ant 1      | w/o      | 6Cell   | 21.00                   | 20.99                          | 1.00           | 0.15             | 0.074                  | 0.07                 |
|          | LTE 48 | QPSK20M | Right Side    | 0                        | 55340                    | 50             | 0               | 1      | Ant 1      | w/o      | 6Cell   | 21.00                   | 20.99                          | 1.00           | -0.07            | 0.249                  | 0.25                 |
|          | LTE 48 | QPSK20M | Top Side      | 0                        | 55340                    | 50             | 0               | 1      | Ant 1      | w/o      | 6Cell   | 21.00                   | 20.99                          | 1.00           | 0                | <0.001                 | 0.00                 |
|          | LTE 48 | QPSK20M | Bottom Side   | 20                       | 55340                    | 50             | 0               | 1      | Ant 1      | w/o      | 6Cell   | 21.00                   | 20.99                          | 1.00           | 0.15             | 0.099                  | 0.10                 |
| 19       | LTE 48 | QPSK20M | Rear Face     | 0                        | 56210                    | 1              | 0               | 1      | Ant 1      | w/       | 6Cell   | 13.50                   | 13.36                          | 1.03           | -0.13            | 0.611                  | 0.63                 |
|          | LTE 48 | QPSK20M | Bottom Side   | 0                        | 56210                    | 1              | 0               | 1      | Ant 1      | w/       | 6Cell   | 13.50                   | 13.36                          | 1.03           | 0.05             | 0.149                  | 0.15                 |
|          | LTE 48 | QPSK20M | Rear Face     | 0                        | 56210                    | 50             | 0               | 1      | Ant 1      | w/       | 6Cell   | 13.50                   | 13.25                          | 1.06           | 0                | 0.352                  | 0.37                 |
|          | LTE 48 | QPSK20M | Bottom Side   | 0                        | 56210                    | 50             | 0               | 1      | Ant 1      | w/       | 6Cell   | 13.50                   | 13.25                          | 1.06           | 0.01             | 0.134                  | 0.14                 |
|          | LTE 48 | QPSK20M | Rear Face     | 0                        | 55340                    | 1              | 0               | 1      | Ant 1      | w/       | 6Cell   | 13.50                   | 13.13                          | 1.09           | 0.12             | 0.567                  | 0.62                 |
|          | LTE 48 | QPSK20M | Rear Face     | 0                        | 55780                    | 1              | 0               | 1      | Ant 1      | w/       | 6Cell   | 13.50                   | 13.10                          | 1.10           | 0.14             | 0.565                  | 0.62                 |
|          | LTE 48 | QPSK20M | Rear Face     | 0                        | 56640                    | 1              | 0               | 1      | Ant 1      | w/       | 6Cell   | 13.50                   | 13.29                          | 1.05           | -0.11            | 0.594                  | 0.62                 |
|          | LTE 48 | QPSK20M | Rear Face     | 0                        | 56210                    | 1              | 0               | 2      | Ant 1      | w/       | 6Cell   | 13.50                   | 13.36                          | 1.03           | 0.11             | 0.589                  | 0.61                 |
|          | LTE 48 | QPSK20M | Rear Face     | 0                        | 56210                    | 1              | 0               | 3      | Ant 1      | w/       | 4Cell   | 13.50                   | 13.36                          | 1.03           | 0.16             | 0.599                  | 0.62                 |
|          | LTE 48 | QPSK20M | Rear Face     | 0                        | 56210                    | 1              | 0               | 4      | Ant 1      | w/       | 4Cell   | 13.50                   | 13.36                          | 1.03           | -0.15            | 0.578                  | 0.60                 |
|          | LTE 48 | QPSK20M | Rear Face     | 0                        | PCC:56891<br>SCC:56089   | PCC:1<br>SCC:1 | PCC:0<br>SCC:99 | 1      | Ant 1      | w/       | 6Cell   | 13.50                   | 13.31                          | 1.04           | -0.05            | 0.489                  | 0.51                 |
|          | LTE 66 | QPSK20M | Rear Face     | 25                       | 132572                   | 1              | 0               | 1      | Ant 0      | w/o      | 6Cell   | 24.00                   | 23.95                          | 1.01           | -0.18            | 0.105                  | 0.11                 |
|          | LTE 66 | QPSK20M | Left Side     | 0                        | 132572                   | 1              | 0               | 1      | Ant 0      | w/o      | 6Cell   | 24.00                   | 23.95                          | 1.01           | 0.04             | 0.246                  | 0.25                 |
|          | LTE 66 | QPSK20M | Right Side    | 0                        | 132572                   | 1              | 0               | 1      | Ant 0      | w/o      | 6Cell   | 24.00                   | 23.95                          | 1.01           | -0.17            | 0.073                  | 0.07                 |
|          | LTE 66 | QPSK20M | Top Side      | 0                        | 132572                   | 1              | 0               | 1      | Ant 0      | w/o      | 6Cell   | 24.00                   | 23.95                          | 1.01           | 0                | <0.001                 | 0.00                 |
|          | LTE 66 | QPSK20M | Bottom Side   | 20                       | 132572                   | 1              | 0               | 1      | Ant 0      | w/o      | 6Cell   | 24.00                   | 23.95                          | 1.01           | 0.02             | 0.144                  | 0.15                 |
|          | LTE 66 | QPSK20M | Rear Face     | 25                       | 132572                   | 50             | 0               | 1      | Ant 0      | w/o      | 6Cell   | 23.00                   | 22.99                          | 1.00           | -0.01            | 0.077                  | 0.08                 |
|          | LTE 66 | QPSK20M | Left Side     | 0                        | 132572                   | 50             | 0               | 1      | Ant 0      | w/o      | 6Cell   | 23.00                   | 22.99                          | 1.00           | 0.11             | 0.196                  | 0.20                 |
|          | LTE 66 | QPSK20M | Right Side    | 0                        | 132572                   | 50             | 0               | 1      | Ant 0      | w/o      | 6Cell   | 23.00                   | 22.99                          | 1.00           | -0.09            | 0.058                  | 0.06                 |
|          | LTE 66 | QPSK20M | Top Side      | 0                        | 132572                   | 50             | 0               | 1      | Ant 0      | w/o      | 6Cell   | 23.00                   | 22.99                          | 1.00           | 0                | <0.001                 | 0.00                 |
|          | LTE 66 | QPSK20M | Bottom Side   | 20                       | 132572                   | 50             | 0               | 1      | Ant 0      | w/o      | 6Cell   | 23.00                   | 22.99                          | 1.00           | 0.05             | 0.128                  | 0.13                 |
|          | LTE 66 | QPSK20M | Rear Face     | 0                        | 132072                   | 1              | 0               | 1      | Ant 0      | w/       | 6Cell   | 14.50                   | 14.46                          | 1.01           | 0.17             | 0.498                  | 0.50                 |
|          | LTE 66 | QPSK20M | Bottom Side   | 0                        | 132072                   | 1              | 0               | 1      | Ant 0      | w/       | 6Cell   | 14.50                   | 14.46                          | 1.01           | 0.12             | 0.207                  | 0.21                 |
|          | LTE 66 | QPSK20M | Rear Face     | 0                        | 132072                   | 50             | 0               | 1      | Ant 0      | w/       | 6Cell   | 14.50                   | 14.33                          | 1.04           | 0.05             | 0.474                  | 0.49                 |
|          | LTE 66 | QPSK20M | Bottom Side   | 0                        | 132072                   | 50             | 0               | 1      | Ant 0      | w/       | 6Cell   | 14.50                   | 14.33                          | 1.04           | 0.06             | 0.194                  | 0.20                 |
|          | LTE 66 | QPSK20M | Rear Face     | 0                        | 132322                   | 1              | 0               | 1      | Ant 0      | w/       | 6Cell   | 14.50                   | 14.23                          | 1.06           | 0.09             | 0.474                  | 0.50                 |
|          | LTE 66 | QPSK20M | Rear Face     | 0                        | 132572                   | 1              | 0               | 1      | Ant 0      | w/       | 6Cell   | 14.50                   | 14.10                          | 1.10           | -0.11            | 0.441                  | 0.49                 |
|          | LTE 66 | QPSK20M | Rear Face     | 25                       | 132572                   | 1              | 0               | 1      | Ant 1      | w/o      | 6Cell   | 24.00                   | 23.95                          | 1.01           | -0.03            | 0.078                  | 0.08                 |
|          | LTE 66 | QPSK20M | Left Side     | 0                        | 132572                   | 1              | 0               | 1      | Ant 1      | w/o      | 6Cell   | 24.00                   | 23.95                          | 1.01           | -0.15            | 0.054                  | 0.05                 |
|          | LTE 66 | QPSK20M | Right Side    | 0                        | 132572                   | 1              | 0               | 1      | Ant 1      | w/o      | 6Cell   | 24.00                   | 23.95                          | 1.01           | 0.02             | 0.18                   | 0.18                 |
|          | LTE 66 | QPSK20M | Top Side      | 0                        | 132572                   | 1              | 0               | 1      | Ant 1      | w/o      | 6Cell   | 24.00                   | 23.95                          | 1.01           | 0                | <0.001                 | 0.00                 |
|          | LTE 66 | QPSK20M | Bottom Side   | 20                       | 132572                   | 1              | 0               | 1      | Ant 1      | w/o      | 6Cell   | 24.00                   | 23.95                          | 1.01           | 0.03             | 0.072                  | 0.07                 |
|          | LTE 66 | QPSK20M | Rear Face     | 25                       | 132572                   | 50             | 0               | 1      | Ant 1      | w/o      | 6Cell   | 23.00                   | 22.99                          | 1.00           | -0.08            | 0.075                  | 0.08                 |
|          | LTE 66 | QPSK20M | Left Side     | 0                        | 132572                   | 50             | 0               | 1      | Ant 1      | w/o      | 6Cell   | 23.00                   | 22.99                          | 1.00           | -0.06            | 0.049                  | 0.05                 |
|          | LTE 66 | QPSK20M | Right Side    | 0                        | 132572                   | 50             | 0               | 1      | Ant 1      | w/o      | 6Cell   | 23.00                   | 22.99                          | 1.00           | -0.18            | 0.171                  | 0.17                 |
|          | LTE 66 | QPSK20M | Top Side      | 0                        | 132572                   | 50             | 0               | 1      | Ant 1      | w/o      | 6Cell   | 23.00                   | 22.99                          | 1.00           | 0                | <0.001                 | 0.00                 |
|          | LTE 66 | QPSK20M | Bottom Side   | 20                       | 132572                   | 50             | 0               | 1      | Ant 1      | w/o      | 6Cell   | 23.00                   | 22.99                          | 1.00           | 0.04             | 0.061                  | 0.06                 |
|          | LTE 66 | QPSK20M | Rear Face     | 0                        | 132072                   | 1              | 0               | 1      | Ant 1      | w/       | 6Cell   | 14.50                   | 14.46                          | 1.01           | 0.12             | 0.647                  | 0.65                 |
|          | LTE 66 | QPSK20M | Bottom Side   | 0                        | 132072                   | 1              | 0               | 1      | Ant 1      | w/       | 6Cell   | 14.50                   | 14.46                          | 1.01           | -0.19            | 0.177                  | 0.18                 |
|          | LTE 66 | QPSK20M | Rear Face     | 0                        | 132072                   | 50             | 0               | 1      | Ant 1      | w/       | 6Cell   | 14.50                   | 14.33                          | 1.04           | 0.02             | 0.552                  | 0.57                 |
|          | LTE 66 | QPSK20M | Bottom Side   | 0                        | 132072                   | 50             | 0               | 1      | Ant 1      | w/       | 6Cell   | 14.50                   | 14.33                          | 1.04           | 0.17             | 0.158                  | 0.16                 |
| 20       | LTE 66 | QPSK20M | Rear Face     | 0                        | 132322                   | 1              | 0               | 1      | Ant 1      | w/       | 6Cell   | 14.50                   | 14.23                          | 1.06           | 0.09             | 0.708                  | 0.75                 |
|          | LTE 66 | QPSK20M | Rear Face     | 0                        | 132572                   | 1              | 0               | 1      | Ant 1      | w/       | 6Cell   | 14.50                   | 14.10                          | 1.10           | 0.02             | 0.671                  | 0.74                 |
|          | LTE 66 | QPSK20M | Rear Face     | 0                        | 132322                   | 1              | 0               | 2      | Ant 1      | w/       | 6Cell   | 14.50                   | 14.23                          | 1.06           | -0.09            | 0.651                  | 0.69                 |
|          | LTE 66 | QPSK20M | Rear Face     | 0                        | 132322                   | 1              | 0               | 3      | Ant 1      | w/       | 4Cell   | 14.50                   | 14.23                          | 1.06           | -0.04            | 0.683                  | 0.72                 |
|          | LTE 66 | QPSK20M | Rear Face     | 0                        | 132322                   | 1              | 0               | 4      | Ant 1      | w/       | 4Cell   | 14.50                   | 14.23                          | 1.06           | -0.03            | 0.662                  | 0.70                 |
|          | LTE 66 | QPSK10M | Rear Face     | 0                        | PCC:132022<br>SCC:132121 | PCC:1<br>SCC:1 | PCC:0<br>SCC:49 | 1      | Ant 0      | w/       | 6Cell   | 14.50                   | 14.35                          | 1.04           | -0.16            | 0.435                  | 0.45                 |
|          | LTE 66 | QPSK20M | Rear Face     | 0                        | PCC:132072<br>SCC:132270 | PCC:1<br>SCC:1 | PCC:99<br>SCC:0 | 1      | Ant 0      | w/       | 6Cell   | 14.50                   | 14.40                          | 1.02           | 0.06             | 0.481                  | 0.49                 |

Note: The "< 0.001" means there is no SAR value or the SAR is too low to be measured.



# SAR Test Report

| Plot No. | Band   | Mode    | Test Position | Separation Distance (mm) | Ch.    | RB | offset | Sample | Ant Status | P-sensor | Battery | Max Tune-up Power (dBm) | Measured Conducted Power (dBm) | Scaling Factor | Power Drift (dB) | Measured SAR-1g (w/kg) | Scaled 1g SAR (w/kg) |
|----------|--------|---------|---------------|--------------------------|--------|----|--------|--------|------------|----------|---------|-------------------------|--------------------------------|----------------|------------------|------------------------|----------------------|
|          | LTE 71 | QPSK20M | Rear Face     | 25                       | 133222 | 1  | 0      | 1      | Ant 0      | w/o      | 6Cell   | 24.50                   | 24.47                          | 1.01           | 0                | < 0.001                | 0.00                 |
|          | LTE 71 | QPSK20M | Left Side     | 0                        | 133222 | 1  | 0      | 1      | Ant 0      | w/o      | 6Cell   | 24.50                   | 24.47                          | 1.01           | 0                | < 0.001                | 0.00                 |
|          | LTE 71 | QPSK20M | Right Side    | 0                        | 133222 | 1  | 0      | 1      | Ant 0      | w/o      | 6Cell   | 24.50                   | 24.47                          | 1.01           | 0                | < 0.001                | 0.00                 |
|          | LTE 71 | QPSK20M | Top Side      | 0                        | 133222 | 1  | 0      | 1      | Ant 0      | w/o      | 6Cell   | 24.50                   | 24.47                          | 1.01           | 0                | < 0.001                | 0.00                 |
|          | LTE 71 | QPSK20M | Bottom Side   | 20                       | 133222 | 1  | 0      | 1      | Ant 0      | w/o      | 6Cell   | 24.50                   | 24.47                          | 1.01           | 0                | < 0.001                | 0.00                 |
|          | LTE 71 | QPSK20M | Rear Face     | 25                       | 133222 | 50 | 0      | 1      | Ant 0      | w/o      | 6Cell   | 23.50                   | 23.39                          | 1.03           | 0                | < 0.001                | 0.00                 |
|          | LTE 71 | QPSK20M | Left Side     | 0                        | 133222 | 50 | 0      | 1      | Ant 0      | w/o      | 6Cell   | 23.50                   | 23.39                          | 1.03           | 0                | < 0.001                | 0.00                 |
|          | LTE 71 | QPSK20M | Right Side    | 0                        | 133222 | 50 | 0      | 1      | Ant 0      | w/o      | 6Cell   | 23.50                   | 23.39                          | 1.03           | 0                | < 0.001                | 0.00                 |
|          | LTE 71 | QPSK20M | Top Side      | 0                        | 133222 | 50 | 0      | 1      | Ant 0      | w/o      | 6Cell   | 23.50                   | 23.39                          | 1.03           | 0                | < 0.001                | 0.00                 |
|          | LTE 71 | QPSK20M | Bottom Side   | 20                       | 133222 | 50 | 0      | 1      | Ant 0      | w/o      | 6Cell   | 23.50                   | 23.39                          | 1.03           | 0                | < 0.001                | 0.00                 |
| 21       | LTE 71 | QPSK20M | Rear Face     | 0                        | 133222 | 1  | 0      | 1      | Ant 0      | w/       | 6Cell   | 20.00                   | 19.93                          | 1.02           | 0.03             | 0.599                  | 0.61                 |
|          | LTE 71 | QPSK20M | Bottom Side   | 0                        | 133222 | 1  | 0      | 1      | Ant 0      | w/       | 6Cell   | 20.00                   | 19.93                          | 1.02           | 0.16             | 0.138                  | 0.14                 |
|          | LTE 71 | QPSK20M | Rear Face     | 0                        | 133222 | 50 | 0      | 1      | Ant 0      | w/       | 6Cell   | 20.00                   | 19.60                          | 1.10           | -0.02            | 0.387                  | 0.43                 |
|          | LTE 71 | QPSK20M | Bottom Side   | 0                        | 133222 | 50 | 0      | 1      | Ant 0      | w/       | 6Cell   | 20.00                   | 19.60                          | 1.10           | 0.17             | 0.124                  | 0.14                 |
|          | LTE 71 | QPSK20M | Rear Face     | 0                        | 133297 | 1  | 0      | 1      | Ant 0      | w/       | 6Cell   | 20.00                   | 19.90                          | 1.02           | 0.16             | 0.581                  | 0.59                 |
|          | LTE 71 | QPSK20M | Rear Face     | 0                        | 133372 | 1  | 0      | 1      | Ant 0      | w/       | 6Cell   | 20.00                   | 19.73                          | 1.06           | -0.18            | 0.566                  | 0.60                 |
|          | LTE 71 | QPSK20M | Rear Face     | 0                        | 133222 | 1  | 0      | 2      | Ant 0      | w/       | 6Cell   | 20.00                   | 19.93                          | 1.02           | -0.17            | 0.521                  | 0.53                 |
|          | LTE 71 | QPSK20M | Rear Face     | 0                        | 133222 | 1  | 0      | 3      | Ant 0      | w/       | 4Cell   | 20.00                   | 19.93                          | 1.02           | -0.16            | 0.548                  | 0.56                 |
|          | LTE 71 | QPSK20M | Rear Face     | 0                        | 133222 | 1  | 0      | 4      | Ant 0      | w/       | 4Cell   | 20.00                   | 19.93                          | 1.02           | 0.07             | 0.505                  | 0.52                 |

Note: The "< 0.001" means there is no SAR value or the SAR is too low to be measured.





# SAR Test Report

| Plot No. | Band     | Mode                | Test Position | Separation Distance (mm) | Ch.    | RB | offset | Sample | Ant Status | P-sensor | Battery | Max Tune-up Power (dBm) | Measured Conducted Power (dBm) | Scaling Factor | Power Drift (dB) | Measured SAR-1g (w/kg) | Scaled 1g SAR (w/kg) |
|----------|----------|---------------------|---------------|--------------------------|--------|----|--------|--------|------------|----------|---------|-------------------------|--------------------------------|----------------|------------------|------------------------|----------------------|
|          | 5G NR-n2 | DFT-S_15KHz QPSK20M | Rear Face     | 25                       | 380000 | 1  | 1      | 1      | Ant 0      | w/o      | 6Cell   | 24.00                   | 23.82                          | 1.04           | 0.01             | 0.084                  | 0.09                 |
|          | 5G NR-n2 | DFT-S_15KHz QPSK20M | Left Side     | 0                        | 380000 | 1  | 1      | 1      | Ant 0      | w/o      | 6Cell   | 24.00                   | 23.82                          | 1.04           | -0.12            | 0.213                  | 0.22                 |
|          | 5G NR-n2 | DFT-S_15KHz QPSK20M | Right Side    | 0                        | 380000 | 1  | 1      | 1      | Ant 0      | w/o      | 6Cell   | 24.00                   | 23.82                          | 1.04           | -0.15            | 0.064                  | 0.07                 |
|          | 5G NR-n2 | DFT-S_15KHz QPSK20M | Top Side      | 0                        | 380000 | 1  | 1      | 1      | Ant 0      | w/o      | 6Cell   | 24.00                   | 23.82                          | 1.04           | 0                | <0.001                 | 0.00                 |
|          | 5G NR-n2 | DFT-S_15KHz QPSK20M | Bottom Side   | 20                       | 380000 | 1  | 1      | 1      | Ant 0      | w/o      | 6Cell   | 24.00                   | 23.82                          | 1.04           | 0.06             | 0.069                  | 0.07                 |
|          | 5G NR-n2 | DFT-S_15KHz QPSK20M | Rear Face     | 25                       | 380000 | 50 | 25     | 1      | Ant 0      | w/o      | 6Cell   | 24.00                   | 23.64                          | 1.09           | -0.09            | 0.064                  | 0.07                 |
|          | 5G NR-n2 | DFT-S_15KHz QPSK20M | Left Side     | 0                        | 380000 | 50 | 25     | 1      | Ant 0      | w/o      | 6Cell   | 24.00                   | 23.64                          | 1.09           | -0.11            | 0.152                  | 0.17                 |
|          | 5G NR-n2 | DFT-S_15KHz QPSK20M | Right Side    | 0                        | 380000 | 50 | 25     | 1      | Ant 0      | w/o      | 6Cell   | 24.00                   | 23.64                          | 1.09           | -0.09            | 0.045                  | 0.05                 |
|          | 5G NR-n2 | DFT-S_15KHz QPSK20M | Top Side      | 0                        | 380000 | 50 | 25     | 1      | Ant 0      | w/o      | 6Cell   | 24.00                   | 23.64                          | 1.09           | 0.05             | < 0.001                | 0.00                 |
|          | 5G NR-n2 | DFT-S_15KHz QPSK20M | Bottom Side   | 20                       | 380000 | 50 | 25     | 1      | Ant 0      | w/o      | 6Cell   | 24.00                   | 23.64                          | 1.09           | -0.12            | 0.043                  | 0.05                 |
|          | 5G NR-n2 | DFT-S_15KHz QPSK20M | Rear Face     | 0                        | 380000 | 1  | 1      | 1      | Ant 0      | w/       | 6Cell   | 14.50                   | 14.49                          | 1.00           | 0.1              | 0.501                  | 0.50                 |
|          | 5G NR-n2 | DFT-S_15KHz QPSK20M | Bottom Side   | 0                        | 380000 | 1  | 1      | 1      | Ant 0      | w/       | 6Cell   | 14.50                   | 14.49                          | 1.00           | -0.19            | 0.161                  | 0.16                 |
|          | 5G NR-n2 | DFT-S_15KHz QPSK20M | Rear Face     | 0                        | 380000 | 50 | 0      | 1      | Ant 0      | w/       | 6Cell   | 14.50                   | 14.36                          | 1.03           | -0.07            | 0.577                  | 0.59                 |
|          | 5G NR-n2 | DFT-S_15KHz QPSK20M | Bottom Side   | 0                        | 380000 | 50 | 0      | 1      | Ant 0      | w/       | 6Cell   | 14.50                   | 14.36                          | 1.03           | -0.15            | 0.174                  | 0.18                 |
|          | 5G NR-n2 | DFT-S_15KHz QPSK20M | Rear Face     | 25                       | 380000 | 1  | 1      | 1      | Ant 1      | w/o      | 6Cell   | 24.00                   | 23.82                          | 1.04           | -0.12            | 0.087                  | 0.09                 |
|          | 5G NR-n2 | DFT-S_15KHz QPSK20M | Left Side     | 0                        | 380000 | 1  | 1      | 1      | Ant 1      | w/o      | 6Cell   | 24.00                   | 23.82                          | 1.04           | -0.13            | 0.065                  | 0.07                 |
|          | 5G NR-n2 | DFT-S_15KHz QPSK20M | Right Side    | 0                        | 380000 | 1  | 1      | 1      | Ant 1      | w/o      | 6Cell   | 24.00                   | 23.82                          | 1.04           | -0.17            | 0.218                  | 0.23                 |
|          | 5G NR-n2 | DFT-S_15KHz QPSK20M | Top Side      | 0                        | 380000 | 1  | 1      | 1      | Ant 1      | w/o      | 6Cell   | 24.00                   | 23.82                          | 1.04           | 0                | <0.001                 | 0.00                 |
|          | 5G NR-n2 | DFT-S_15KHz QPSK20M | Bottom Side   | 20                       | 380000 | 1  | 1      | 1      | Ant 1      | w/o      | 6Cell   | 24.00                   | 23.82                          | 1.04           | 0.04             | 0.084                  | 0.09                 |
|          | 5G NR-n2 | DFT-S_15KHz QPSK20M | Rear Face     | 25                       | 380000 | 50 | 25     | 1      | Ant 1      | w/o      | 6Cell   | 24.00                   | 23.64                          | 1.09           | 0.19             | 0.068                  | 0.07                 |
|          | 5G NR-n2 | DFT-S_15KHz QPSK20M | Left Side     | 0                        | 380000 | 50 | 25     | 1      | Ant 1      | w/o      | 6Cell   | 24.00                   | 23.64                          | 1.09           | -0.08            | 0.049                  | 0.05                 |
|          | 5G NR-n2 | DFT-S_15KHz QPSK20M | Right Side    | 0                        | 380000 | 50 | 25     | 1      | Ant 1      | w/o      | 6Cell   | 24.00                   | 23.64                          | 1.09           | 0.03             | 0.165                  | 0.18                 |
|          | 5G NR-n2 | DFT-S_15KHz QPSK20M | Top Side      | 0                        | 380000 | 50 | 25     | 1      | Ant 1      | w/o      | 6Cell   | 24.00                   | 23.64                          | 1.09           | 0                | <0.001                 | 0.00                 |
|          | 5G NR-n2 | DFT-S_15KHz QPSK20M | Bottom Side   | 20                       | 380000 | 50 | 25     | 1      | Ant 1      | w/o      | 6Cell   | 24.00                   | 23.64                          | 1.09           | 0.12             | < 0.001                | 0.00                 |
|          | 5G NR-n2 | DFT-S_15KHz QPSK20M | Rear Face     | 0                        | 380000 | 1  | 1      | 1      | Ant 1      | w/       | 6Cell   | 14.50                   | 14.49                          | 1.00           | 0.01             | 0.479                  | 0.48                 |
|          | 5G NR-n2 | DFT-S_15KHz QPSK20M | Bottom Side   | 0                        | 380000 | 1  | 1      | 1      | Ant 1      | w/       | 6Cell   | 14.50                   | 14.49                          | 1.00           | 0.02             | 0.163                  | 0.16                 |
|          | 5G NR-n2 | DFT-S_15KHz QPSK20M | Rear Face     | 0                        | 380000 | 50 | 0      | 1      | Ant 1      | w/       | 6Cell   | 14.50                   | 14.36                          | 1.03           | -0.09            | 0.560                  | 0.58                 |
|          | 5G NR-n2 | DFT-S_15KHz QPSK20M | Bottom Side   | 0                        | 380000 | 50 | 0      | 1      | Ant 1      | w/       | 6Cell   | 14.50                   | 14.36                          | 1.03           | 0.11             | 0.185                  | 0.19                 |
|          | 5G NR-n2 | DFT-S_15KHz QPSK20M | Rear Face     | 0                        | 372000 | 50 | 0      | 1      | Ant 0      | w/       | 6Cell   | 14.50                   | 14.28                          | 1.05           | -0.04            | 0.584                  | 0.61                 |
| 22       | 5G NR-n2 | DFT-S_15KHz QPSK20M | Rear Face     | 0                        | 376000 | 50 | 0      | 1      | Ant 0      | w/       | 6Cell   | 14.50                   | 14.26                          | 1.06           | -0.08            | 0.723                  | 0.77                 |
|          | 5G NR-n2 | DFT-S_15KHz QPSK20M | Rear Face     | 0                        | 376000 | 50 | 0      | 2      | Ant 0      | w/       | 6Cell   | 14.50                   | 14.26                          | 1.06           | 0.01             | 0.702                  | 0.74                 |
|          | 5G NR-n2 | DFT-S_15KHz QPSK20M | Rear Face     | 0                        | 376000 | 50 | 0      | 3      | Ant 0      | w/       | 4Cell   | 14.50                   | 14.26                          | 1.06           | 0.05             | 0.683                  | 0.72                 |
|          | 5G NR-n2 | DFT-S_15KHz QPSK20M | Rear Face     | 0                        | 376000 | 50 | 0      | 4      | Ant 0      | w/       | 4Cell   | 14.50                   | 14.26                          | 1.06           | 0.09             | 0.697                  | 0.74                 |

Note: The "< 0.001" means there is no SAR value or the SAR is too low to be measured.



# SAR Test Report

| Plot No. | Band     | Mode                | Test Position | Separation Distance (mm) | Ch.    | RB | offset | Sample | Ant Status | P-sensor | Battery | Max Tune-up Power (dBm) | Measured Conducted Power (dBm) | Scaling Factor | Power Drift (dB) | Measured SAR-1g (w/kg) | Scaled 1g SAR (w/kg) |
|----------|----------|---------------------|---------------|--------------------------|--------|----|--------|--------|------------|----------|---------|-------------------------|--------------------------------|----------------|------------------|------------------------|----------------------|
|          | 5G NR-n5 | DFT-S_15KHz QPSK20M | Rear Face     | 25                       | 167300 | 1  | 1      | 1      | Ant 0      | w/o      | 6Cell   | 24.00                   | 23.78                          | 1.05           | -0.1             | 0.048                  | 0.05                 |
|          | 5G NR-n5 | DFT-S_15KHz QPSK20M | Left Side     | 0                        | 167300 | 1  | 1      | 1      | Ant 0      | w/o      | 6Cell   | 24.00                   | 23.78                          | 1.05           | -0.18            | 0.101                  | 0.11                 |
|          | 5G NR-n5 | DFT-S_15KHz QPSK20M | Right Side    | 0                        | 167300 | 1  | 1      | 1      | Ant 0      | w/o      | 6Cell   | 24.00                   | 23.78                          | 1.05           | 0.19             | 0.071                  | 0.07                 |
|          | 5G NR-n5 | DFT-S_15KHz QPSK20M | Top Side      | 0                        | 167300 | 1  | 1      | 1      | Ant 0      | w/o      | 6Cell   | 24.00                   | 23.78                          | 1.05           | 0                | <0.001                 | 0.00                 |
|          | 5G NR-n5 | DFT-S_15KHz QPSK20M | Bottom Side   | 20                       | 167300 | 1  | 1      | 1      | Ant 0      | w/o      | 6Cell   | 24.00                   | 23.78                          | 1.05           | 0.04             | 0.045                  | 0.05                 |
|          | 5G NR-n5 | DFT-S_15KHz QPSK20M | Rear Face     | 25                       | 167300 | 50 | 25     | 1      | Ant 0      | w/o      | 6Cell   | 24.00                   | 23.57                          | 1.10           | -0.18            | 0.041                  | 0.05                 |
|          | 5G NR-n5 | DFT-S_15KHz QPSK20M | Left Side     | 0                        | 167300 | 50 | 25     | 1      | Ant 0      | w/o      | 6Cell   | 24.00                   | 23.57                          | 1.10           | 0                | 0.045                  | 0.05                 |
|          | 5G NR-n5 | DFT-S_15KHz QPSK20M | Right Side    | 0                        | 167300 | 50 | 25     | 1      | Ant 0      | w/o      | 6Cell   | 24.00                   | 23.57                          | 1.10           | -0.06            | 0.047                  | 0.05                 |
|          | 5G NR-n5 | DFT-S_15KHz QPSK20M | Top Side      | 0                        | 167300 | 50 | 25     | 1      | Ant 0      | w/o      | 6Cell   | 24.00                   | 23.57                          | 1.10           | 0                | <0.001                 | 0.00                 |
|          | 5G NR-n5 | DFT-S_15KHz QPSK20M | Bottom Side   | 20                       | 167300 | 50 | 25     | 1      | Ant 0      | w/o      | 6Cell   | 24.00                   | 23.57                          | 1.10           | 0.04             | 0.048                  | 0.05                 |
|          | 5G NR-n5 | DFT-S_15KHz QPSK20M | Rear Face     | 0                        | 167300 | 1  | 1      | 1      | Ant 0      | w/       | 6Cell   | 18.00                   | 17.28                          | 1.18           | 0.08             | 0.419                  | 0.49                 |
|          | 5G NR-n5 | DFT-S_15KHz QPSK20M | Bottom Side   | 0                        | 167300 | 1  | 1      | 1      | Ant 0      | w/       | 6Cell   | 18.00                   | 17.28                          | 1.18           | -0.02            | 0.212                  | 0.25                 |
|          | 5G NR-n5 | DFT-S_15KHz QPSK20M | Rear Face     | 0                        | 167300 | 50 | 0      | 1      | Ant 0      | w/       | 6Cell   | 18.00                   | 17.18                          | 1.21           | 0.1              | 0.384                  | 0.46                 |
|          | 5G NR-n5 | DFT-S_15KHz QPSK20M | Bottom Side   | 0                        | 167300 | 50 | 0      | 1      | Ant 0      | w/       | 6Cell   | 18.00                   | 17.18                          | 1.21           | 0.19             | 0.2274                 | 0.28                 |
|          | 5G NR-n5 | DFT-S_15KHz QPSK20M | Rear Face     | 0                        | 166800 | 1  | 1      | 1      | Ant 0      | w/       | 6Cell   | 18.00                   | 17.16                          | 1.21           | 0.12             | 0.54                   | 0.65                 |
| 23       | 5G NR-n5 | DFT-S_15KHz QPSK20M | Rear Face     | 0                        | 167800 | 1  | 1      | 1      | Ant 0      | w/       | 6Cell   | 18.00                   | 17.14                          | 1.22           | -0.05            | 0.609                  | 0.74                 |
|          | 5G NR-n5 | DFT-S_15KHz QPSK20M | Rear Face     | 0                        | 167800 | 1  | 1      | 2      | Ant 0      | w/       | 6Cell   | 18.00                   | 17.14                          | 1.22           | 0.03             | 0.592                  | 0.72                 |
|          | 5G NR-n5 | DFT-S_15KHz QPSK20M | Rear Face     | 0                        | 167800 | 1  | 1      | 3      | Ant 0      | w/       | 4Cell   | 18.00                   | 17.14                          | 1.22           | 0.1              | 0.565                  | 0.69                 |
|          | 5G NR-n5 | DFT-S_15KHz QPSK20M | Rear Face     | 0                        | 167800 | 1  | 1      | 4      | Ant 0      | w/       | 4Cell   | 18.00                   | 17.14                          | 1.22           | 0.04             | 0.582                  | 0.71                 |

Note: The "< 0.001" means there is no SAR value or the SAR is too low to be measured.



# SAR Test Report

| Plot No. | Band     | Mode                | Test Position | Separation Distance (mm) | Ch.    | RB | offset | Sample | Ant Status | P-sensor | Battery | Max Tune-up Power (dBm) | Measured Conducted Power (dBm) | Scaling Factor | Power Drift (dB) | Measured SAR-1g (w/kg) | Scaled 1g SAR (w/kg) |
|----------|----------|---------------------|---------------|--------------------------|--------|----|--------|--------|------------|----------|---------|-------------------------|--------------------------------|----------------|------------------|------------------------|----------------------|
|          | 5G NR-n7 | DFTs_15KHz QPSK20M  | Rear Face     | 25                       | 502000 | 1  | 1      | 1      | Ant 1      | w/o      | 6Cell   | 24.00                   | 23.89                          | 1.03           | -0.19            | 0.098                  | 0.10                 |
|          | 5G NR-n7 | DFT-S_15KHz QPSK20M | Left Side     | 0                        | 502000 | 1  | 1      | 1      | Ant 1      | w/o      | 6Cell   | 24.00                   | 23.89                          | 1.03           | -0.16            | 0.069                  | 0.07                 |
|          | 5G NR-n7 | DFT-S_15KHz QPSK20M | Right Side    | 0                        | 502000 | 1  | 1      | 1      | Ant 1      | w/o      | 6Cell   | 24.00                   | 23.89                          | 1.03           | -0.11            | 0.231                  | 0.24                 |
|          | 5G NR-n7 | DFT-S_15KHz QPSK20M | Top Side      | 0                        | 502000 | 1  | 1      | 1      | Ant 1      | w/o      | 6Cell   | 24.00                   | 23.89                          | 1.03           | 0                | <0.001                 | 0.00                 |
|          | 5G NR-n7 | DFTs_15KHz QPSK20M  | Bottom Side   | 20                       | 502000 | 1  | 1      | 1      | Ant 1      | w/o      | 6Cell   | 24.00                   | 23.89                          | 1.03           | 0.08             | 0.106                  | 0.11                 |
|          | 5G NR-n7 | DFTs_15KHz QPSK20M  | Rear Face     | 25                       | 502000 | 50 | 25     | 1      | Ant 1      | w/o      | 6Cell   | 24.00                   | 23.86                          | 1.03           | -0.19            | 0.081                  | 0.08                 |
|          | 5G NR-n7 | DFT-S_15KHz QPSK20M | Left Side     | 0                        | 502000 | 50 | 25     | 1      | Ant 1      | w/o      | 6Cell   | 24.00                   | 23.86                          | 1.03           | -0.02            | 0.059                  | 0.06                 |
|          | 5G NR-n7 | DFT-S_15KHz QPSK20M | Right Side    | 0                        | 502000 | 50 | 25     | 1      | Ant 1      | w/o      | 6Cell   | 24.00                   | 23.86                          | 1.03           | 0.15             | 0.198                  | 0.20                 |
|          | 5G NR-n7 | DFT-S_15KHz QPSK20M | Top Side      | 0                        | 502000 | 50 | 25     | 1      | Ant 1      | w/o      | 6Cell   | 24.00                   | 23.86                          | 1.03           | 0                | <0.001                 | 0.00                 |
|          | 5G NR-n7 | DFTs_15KHz QPSK20M  | Bottom Side   | 20                       | 502000 | 50 | 25     | 1      | Ant 1      | w/o      | 6Cell   | 24.00                   | 23.86                          | 1.03           | -0.03            | 0.086                  | 0.09                 |
| 24       | 5G NR-n7 | DFTs_15KHz QPSK20M  | Rear Face     | 0                        | 502000 | 1  | 1      | 1      | Ant 1      | w/       | 6Cell   | 10.50                   | 9.91                           | 1.15           | -0.04            | 0.413                  | 0.47                 |
|          | 5G NR-n7 | DFTs_15KHz QPSK20M  | Bottom Side   | 0                        | 502000 | 1  | 1      | 1      | Ant 1      | w/       | 6Cell   | 10.50                   | 9.91                           | 1.15           | 0.12             | 0.145                  | 0.17                 |
|          | 5G NR-n7 | DFTs_15KHz QPSK20M  | Rear Face     | 0                        | 502000 | 50 | 0      | 1      | Ant 1      | w/       | 6Cell   | 10.50                   | 9.85                           | 1.16           | 0.01             | 0.398                  | 0.46                 |
|          | 5G NR-n7 | DFTs_15KHz QPSK20M  | Bottom Side   | 0                        | 502000 | 50 | 0      | 1      | Ant 1      | w/       | 6Cell   | 10.50                   | 9.85                           | 1.16           | 0.11             | 0.172                  | 0.20                 |
|          | 5G NR-n7 | DFTs_15KHz QPSK20M  | Rear Face     | 0                        | 507000 | 1  | 1      | 1      | Ant 1      | w/       | 6Cell   | 10.50                   | 9.75                           | 1.19           | 0.08             | 0.298                  | 0.35                 |
|          | 5G NR-n7 | DFTs_15KHz QPSK20M  | Rear Face     | 0                        | 512000 | 1  | 1      | 1      | Ant 1      | w/       | 6Cell   | 10.50                   | 9.88                           | 1.15           | 0.06             | 0.367                  | 0.42                 |
|          | 5G NR-n7 | DFTs_15KHz QPSK20M  | Rear Face     | 0                        | 502000 | 1  | 1      | 2      | Ant 1      | w/       | 6Cell   | 10.50                   | 9.91                           | 1.15           | -0.15            | 0.394                  | 0.45                 |
|          | 5G NR-n7 | DFTs_15KHz QPSK20M  | Rear Face     | 0                        | 502000 | 1  | 1      | 3      | Ant 1      | w/       | 4Cell   | 10.50                   | 9.91                           | 1.15           | 0.14             | 0.362                  | 0.42                 |
|          | 5G NR-n7 | DFTs_15KHz QPSK20M  | Rear Face     | 0                        | 502000 | 1  | 1      | 4      | Ant 1      | w/       | 4Cell   | 10.50                   | 9.91                           | 1.15           | 0.03             | 0.383                  | 0.44                 |

Note: The "< 0.001" means there is no SAR value or the SAR is too low to be measured.



# SAR Test Report

| Plot No. | Band      | Mode                | Test Position | Separation Distance (mm) | Ch.    | RB | offset | Sample | Ant Status | P-sensor | Battery | Max Tune-up Power (dBm) | Measured Conducted Power (dBm) | Scaling Factor | Power Drift (dB) | Measured SAR-1g (w/kg) | Scaled 1g SAR (w/kg) |
|----------|-----------|---------------------|---------------|--------------------------|--------|----|--------|--------|------------|----------|---------|-------------------------|--------------------------------|----------------|------------------|------------------------|----------------------|
|          | 5G NR-n12 | DFT-S_15KHz QPSK15M | Rear Face     | 25                       | 141500 | 1  | 1      | 1      | Ant 0      | w/o      | 6Cell   | 24.00                   | 23.73                          | 1.06           | -0.05            | 0.091                  | 0.10                 |
|          | 5G NR-n12 | DFT-S_15KHz QPSK15M | Left Side     | 0                        | 141500 | 1  | 1      | 1      | Ant 0      | w/o      | 6Cell   | 24.00                   | 23.73                          | 1.06           | 0.02             | 0.027                  | 0.03                 |
|          | 5G NR-n12 | DFT-S_15KHz QPSK15M | Right Side    | 0                        | 141500 | 1  | 1      | 1      | Ant 0      | w/o      | 6Cell   | 24.00                   | 23.73                          | 1.06           | 0                | <0.001                 | 0.00                 |
|          | 5G NR-n12 | DFT-S_15KHz QPSK15M | Top Side      | 0                        | 141500 | 1  | 1      | 1      | Ant 0      | w/o      | 6Cell   | 24.00                   | 23.73                          | 1.06           | 0                | <0.001                 | 0.00                 |
|          | 5G NR-n12 | DFT-S_15KHz QPSK15M | Bottom Side   | 20                       | 141500 | 1  | 1      | 1      | Ant 0      | w/o      | 6Cell   | 24.00                   | 23.73                          | 1.06           | 0.13             | 0.071                  | 0.08                 |
|          | 5G NR-n12 | DFT-S_15KHz QPSK15M | Rear Face     | 25                       | 141500 | 36 | 18     | 1      | Ant 0      | w/o      | 6Cell   | 24.00                   | 23.56                          | 1.11           | -0.13            | 0.065                  | 0.07                 |
|          | 5G NR-n12 | DFT-S_15KHz QPSK15M | Left Side     | 0                        | 141500 | 36 | 18     | 1      | Ant 0      | w/o      | 6Cell   | 24.00                   | 23.56                          | 1.11           | 0                | <0.001                 | 0.00                 |
|          | 5G NR-n12 | DFT-S_15KHz QPSK15M | Right Side    | 0                        | 141500 | 36 | 18     | 1      | Ant 0      | w/o      | 6Cell   | 24.00                   | 23.56                          | 1.11           | 0                | <0.001                 | 0.00                 |
|          | 5G NR-n12 | DFT-S_15KHz QPSK15M | Top Side      | 0                        | 141500 | 36 | 18     | 1      | Ant 0      | w/o      | 6Cell   | 24.00                   | 23.56                          | 1.11           | 0                | <0.001                 | 0.00                 |
|          | 5G NR-n12 | DFT-S_15KHz QPSK15M | Bottom Side   | 20                       | 141500 | 36 | 18     | 1      | Ant 0      | w/o      | 6Cell   | 24.00                   | 23.56                          | 1.11           | 0.14             | 0.053                  | 0.06                 |
| 25       | 5G NR-n12 | DFT-S_15KHz QPSK15M | Rear Face     | 0                        | 141500 | 1  | 1      | 1      | Ant 0      | w/       | 6Cell   | 18.50                   | 18.27                          | 1.05           | -0.05            | 0.659                  | 0.69                 |
|          | 5G NR-n12 | DFT-S_15KHz QPSK15M | Bottom Side   | 0                        | 141500 | 1  | 1      | 1      | Ant 0      | w/       | 6Cell   | 18.50                   | 18.27                          | 1.05           | -0.07            | 0.313                  | 0.33                 |
|          | 5G NR-n12 | DFT-S_15KHz QPSK15M | Rear Face     | 0                        | 141500 | 36 | 0      | 1      | Ant 0      | w/       | 6Cell   | 18.50                   | 18.12                          | 1.09           | 0.14             | 0.499                  | 0.54                 |
|          | 5G NR-n12 | DFT-S_15KHz QPSK15M | Bottom Side   | 0                        | 141500 | 36 | 0      | 1      | Ant 0      | w/       | 6Cell   | 18.50                   | 18.12                          | 1.09           | 0.11             | 0.296                  | 0.32                 |
|          | 5G NR-n12 | DFT-S_15KHz QPSK15M | Rear Face     | 0                        | 141300 | 1  | 1      | 1      | Ant 0      | w/       | 6Cell   | 18.50                   | 18.23                          | 1.06           | -0.04            | 0.571                  | 0.61                 |
|          | 5G NR-n12 | DFT-S_15KHz QPSK15M | Rear Face     | 0                        | 141700 | 1  | 1      | 1      | Ant 0      | w/       | 6Cell   | 18.50                   | 18.18                          | 1.08           | -0.07            | 0.597                  | 0.64                 |
|          | 5G NR-n12 | DFT-S_15KHz QPSK15M | Rear Face     | 0                        | 141500 | 1  | 1      | 2      | Ant 0      | w/       | 6Cell   | 18.50                   | 18.27                          | 1.05           | 0.19             | 0.626                  | 0.66                 |
|          | 5G NR-n12 | DFT-S_15KHz QPSK15M | Rear Face     | 0                        | 141500 | 1  | 1      | 3      | Ant 0      | w/       | 4Cell   | 18.50                   | 18.27                          | 1.05           | -0.16            | 0.542                  | 0.57                 |
|          | 5G NR-n12 | DFT-S_15KHz QPSK15M | Rear Face     | 0                        | 141500 | 1  | 1      | 4      | Ant 0      | w/       | 4Cell   | 18.50                   | 18.27                          | 1.05           | 0.11             | 0.526                  | 0.55                 |

Note: The "< 0.001" means there is no SAR value or the SAR is too low to be measured.



# SAR Test Report

| Plot No. | Band      | Mode                 | Test Position | Separation Distance (mm) | Ch.    | RB  | offset | Sample | Ant Status | P-sensor | Battery | Max Tune-up Power (dBm) | Measured Conducted Power (dBm) | Scaling Factor | Power Drift (dB) | Measured SAR-1g (w/kg) | Scaled 1g SAR (w/kg) |
|----------|-----------|----------------------|---------------|--------------------------|--------|-----|--------|--------|------------|----------|---------|-------------------------|--------------------------------|----------------|------------------|------------------------|----------------------|
|          | 5G NR-n41 | DFT-S_30KHz QPSK100M | Rear Face     | 25                       | 509202 | 1   | 1      | 1      | Ant 1      | w/o      | 6Cell   | 24.00                   | 23.88                          | 1.03           | 0.19             | 0.215                  | 0.22                 |
|          | 5G NR-n41 | DFT-S_30KHz QPSK100M | Left Side     | 0                        | 509202 | 1   | 1      | 1      | Ant 1      | w/o      | 6Cell   | 24.00                   | 23.88                          | 1.03           | -0.08            | 0.154                  | 0.16                 |
|          | 5G NR-n41 | DFT-S_30KHz QPSK100M | Right Side    | 0                        | 509202 | 1   | 1      | 1      | Ant 1      | w/o      | 6Cell   | 24.00                   | 23.88                          | 1.03           | -0.17            | 0.416                  | 0.43                 |
|          | 5G NR-n41 | DFT-S_30KHz QPSK100M | Top Side      | 0                        | 509202 | 1   | 1      | 1      | Ant 1      | w/o      | 6Cell   | 24.00                   | 23.88                          | 1.03           | 0                | <0.001                 | 0.00                 |
|          | 5G NR-n41 | DFT-S_30KHz QPSK100M | Bottom Side   | 20                       | 509202 | 1   | 1      | 1      | Ant 1      | w/o      | 6Cell   | 24.00                   | 23.88                          | 1.03           | 0.19             | 0.221                  | 0.23                 |
|          | 5G NR-n41 | DFT-S_30KHz QPSK100M | Rear Face     | 25                       | 509202 | 135 | 67     | 1      | Ant 1      | w/o      | 6Cell   | 24.00                   | 23.81                          | 1.04           | 0.01             | 0.258                  | 0.27                 |
|          | 5G NR-n41 | DFT-S_30KHz QPSK100M | Left Side     | 0                        | 509202 | 135 | 67     | 1      | Ant 1      | w/o      | 6Cell   | 24.00                   | 23.81                          | 1.04           | 0.11             | 0.186                  | 0.19                 |
|          | 5G NR-n41 | DFT-S_30KHz QPSK100M | Right Side    | 0                        | 509202 | 135 | 67     | 1      | Ant 1      | w/o      | 6Cell   | 24.00                   | 23.81                          | 1.04           | -0.05            | 0.525                  | 0.55                 |
|          | 5G NR-n41 | DFT-S_30KHz QPSK100M | Top Side      | 0                        | 509202 | 135 | 67     | 1      | Ant 1      | w/o      | 6Cell   | 24.00                   | 23.81                          | 1.04           | 0                | <0.001                 | 0.00                 |
|          | 5G NR-n41 | DFT-S_30KHz QPSK100M | Bottom Side   | 20                       | 509202 | 135 | 67     | 1      | Ant 1      | w/o      | 6Cell   | 24.00                   | 23.81                          | 1.04           | -0.06            | 0.286                  | 0.30                 |
|          | 5G NR-n41 | DFT-S_30KHz QPSK100M | Rear Face     | 0                        | 509202 | 1   | 1      | 1      | Ant 1      | w/       | 6Cell   | 9.50                    | 9.38                           | 1.03           | 0.18             | 0.269                  | 0.28                 |
|          | 5G NR-n41 | DFT-S_30KHz QPSK100M | Bottom Side   | 0                        | 509202 | 1   | 1      | 1      | Ant 1      | w/       | 6Cell   | 9.50                    | 9.38                           | 1.03           | 0.12             | 0.104                  | 0.11                 |
|          | 5G NR-n41 | DFT-S_30KHz QPSK100M | Rear Face     | 0                        | 509202 | 135 | 0      | 1      | Ant 1      | w/       | 6Cell   | 9.50                    | 9.30                           | 1.05           | 0.06             | 0.463                  | 0.49                 |
|          | 5G NR-n41 | DFT-S_30KHz QPSK100M | Bottom Side   | 0                        | 509202 | 135 | 0      | 1      | Ant 1      | w/       | 6Cell   | 9.50                    | 9.30                           | 1.05           | -0.06            | 0.149                  | 0.16                 |
|          | 5G NR-n41 | DFT-S_30KHz QPSK100M | Rear Face     | 0                        | 513900 | 135 | 0      | 1      | Ant 1      | w/       | 6Cell   | 9.50                    | 9.16                           | 1.08           | -0.07            | 0.704                  | 0.76                 |
|          | 5G NR-n41 | DFT-S_30KHz QPSK100M | Rear Face     | 0                        | 518598 | 135 | 0      | 1      | Ant 1      | w/       | 6Cell   | 9.50                    | 9.06                           | 1.11           | 0.03             | 0.628                  | 0.70                 |
|          | 5G NR-n41 | DFT-S_30KHz QPSK100M | Rear Face     | 0                        | 523299 | 135 | 0      | 1      | Ant 1      | w/       | 6Cell   | 9.50                    | 9.16                           | 1.08           | -0.12            | 0.681                  | 0.74                 |
| 26       | 5G NR-n41 | DFT-S_30KHz QPSK100M | Rear Face     | 0                        | 528000 | 135 | 0      | 1      | Ant 1      | w/       | 6Cell   | 9.50                    | 9.18                           | 1.08           | -0.04            | 0.712                  | 0.77                 |
|          | 5G NR-n41 | DFT-S_30KHz QPSK100M | Rear Face     | 0                        | 528000 | 135 | 0      | 2      | Ant 1      | w/       | 6Cell   | 9.50                    | 9.18                           | 1.08           | -0.13            | 0.691                  | 0.75                 |
|          | 5G NR-n41 | DFT-S_30KHz QPSK100M | Rear Face     | 0                        | 528000 | 135 | 0      | 3      | Ant 1      | w/       | 4Cell   | 9.50                    | 9.18                           | 1.08           | 0.1              | 0.637                  | 0.69                 |
|          | 5G NR-n41 | DFT-S_30KHz QPSK100M | Rear Face     | 0                        | 528000 | 135 | 0      | 4      | Ant 1      | w/       | 4Cell   | 9.50                    | 9.18                           | 1.08           | 0.16             | 0.616                  | 0.67                 |



# SAR Test Report

| Plot No. | Band      | Mode                | Test Position | Separation Distance (mm) | Ch.    | RB | offset | Sample | Ant Status | P-sensor | Battery | Max Tune-up Power (dBm) | Measured Conducted Power (dBm) | Scaling Factor | Power Drift (dB) | Measured SAR-1g (w/kg) | Scaled 1g SAR (w/kg) |
|----------|-----------|---------------------|---------------|--------------------------|--------|----|--------|--------|------------|----------|---------|-------------------------|--------------------------------|----------------|------------------|------------------------|----------------------|
|          | 5G NR-n66 | DFT-S_15KHz QPSK20M | Rear Face     | 25                       | 354000 | 1  | 1      | 1      | Ant 0      | w/o      | 6Cell   | 24.00                   | 23.78                          | 1.05           | -0.07            | 0.063                  | 0.07                 |
|          | 5G NR-n66 | DFT-S_15KHz QPSK20M | Left Side     | 0                        | 354000 | 1  | 1      | 1      | Ant 0      | w/o      | 6Cell   | 24.00                   | 23.78                          | 1.05           | 0.17             | 0.16                   | 0.17                 |
|          | 5G NR-n66 | DFT-S_15KHz QPSK20M | Right Side    | 0                        | 354000 | 1  | 1      | 1      | Ant 0      | w/o      | 6Cell   | 24.00                   | 23.78                          | 1.05           | -0.15            | 0.048                  | 0.05                 |
|          | 5G NR-n66 | DFT-S_15KHz QPSK20M | Top Side      | 0                        | 354000 | 1  | 1      | 1      | Ant 0      | w/o      | 6Cell   | 24.00                   | 23.78                          | 1.05           | 0                | <0.001                 | 0.00                 |
|          | 5G NR-n66 | DFT-S_15KHz QPSK20M | Bottom Side   | 20                       | 354000 | 1  | 1      | 1      | Ant 0      | w/o      | 6Cell   | 24.00                   | 23.78                          | 1.05           | -0.17            | 0.043                  | 0.05                 |
|          | 5G NR-n66 | DFT-S_15KHz QPSK20M | Rear Face     | 25                       | 354000 | 50 | 25     | 1      | Ant 0      | w/o      | 6Cell   | 24.00                   | 23.55                          | 1.11           | -0.02            | 0.043                  | 0.05                 |
|          | 5G NR-n66 | DFT-S_15KHz QPSK20M | Left Side     | 0                        | 354000 | 50 | 25     | 1      | Ant 0      | w/o      | 6Cell   | 24.00                   | 23.55                          | 1.11           | -0.13            | 0.104                  | 0.12                 |
|          | 5G NR-n66 | DFT-S_15KHz QPSK20M | Right Side    | 0                        | 354000 | 50 | 25     | 1      | Ant 0      | w/o      | 6Cell   | 24.00                   | 23.55                          | 1.11           | 0.08             | 0.031                  | 0.03                 |
|          | 5G NR-n66 | DFT-S_15KHz QPSK20M | Top Side      | 0                        | 354000 | 50 | 25     | 1      | Ant 0      | w/o      | 6Cell   | 24.00                   | 23.55                          | 1.11           | 0                | < 0.001                | 0.00                 |
|          | 5G NR-n66 | DFT-S_15KHz QPSK20M | Bottom Side   | 20                       | 354000 | 50 | 25     | 1      | Ant 0      | w/o      | 6Cell   | 24.00                   | 23.55                          | 1.11           | 0.07             | 0.032                  | 0.04                 |
|          | 5G NR-n66 | DFT-S_15KHz QPSK20M | Rear Face     | 0                        | 354000 | 1  | 1      | 1      | Ant 0      | w/       | 6Cell   | 12.50                   | 12.27                          | 1.05           | -0.07            | 0.411                  | 0.43                 |
|          | 5G NR-n66 | DFT-S_15KHz QPSK20M | Bottom Side   | 0                        | 354000 | 1  | 1      | 1      | Ant 0      | w/       | 6Cell   | 12.50                   | 12.27                          | 1.05           | -0.06            | 0.075                  | 0.08                 |
| 27       | 5G NR-n66 | DFT-S_15KHz QPSK20M | Rear Face     | 0                        | 354000 | 50 | 0      | 1      | Ant 0      | w/       | 6Cell   | 12.50                   | 12.06                          | 1.11           | -0.06            | 0.463                  | 0.51                 |
|          | 5G NR-n66 | DFT-S_15KHz QPSK20M | Bottom Side   | 0                        | 354000 | 50 | 0      | 1      | Ant 0      | w/       | 6Cell   | 12.50                   | 12.06                          | 1.11           | 0.05             | 0.077                  | 0.09                 |
|          | 5G NR-n66 | DFT-S_15KHz QPSK20M | Rear Face     | 25                       | 354000 | 1  | 1      | 1      | Ant 1      | w/o      | 6Cell   | 24.00                   | 23.78                          | 1.05           | -0.01            | 0.073                  | 0.08                 |
|          | 5G NR-n66 | DFT-S_15KHz QPSK20M | Left Side     | 0                        | 354000 | 1  | 1      | 1      | Ant 1      | w/o      | 6Cell   | 24.00                   | 23.78                          | 1.05           | -0.07            | 0.054                  | 0.06                 |
|          | 5G NR-n66 | DFT-S_15KHz QPSK20M | Right Side    | 0                        | 354000 | 1  | 1      | 1      | Ant 1      | w/o      | 6Cell   | 24.00                   | 23.78                          | 1.05           | 0.13             | 0.183                  | 0.19                 |
|          | 5G NR-n66 | DFT-S_15KHz QPSK20M | Top Side      | 0                        | 354000 | 1  | 1      | 1      | Ant 1      | w/o      | 6Cell   | 24.00                   | 23.78                          | 1.05           | 0                | <0.001                 | 0.00                 |
|          | 5G NR-n66 | DFT-S_15KHz QPSK20M | Bottom Side   | 20                       | 354000 | 1  | 1      | 1      | Ant 1      | w/o      | 6Cell   | 24.00                   | 23.78                          | 1.05           | 0.11             | 0.109                  | 0.11                 |
|          | 5G NR-n66 | DFT-S_15KHz QPSK20M | Rear Face     | 25                       | 354000 | 50 | 25     | 1      | Ant 1      | w/o      | 6Cell   | 24.00                   | 23.55                          | 1.11           | -0.12            | 0.054                  | 0.06                 |
|          | 5G NR-n66 | DFT-S_15KHz QPSK20M | Left Side     | 0                        | 354000 | 50 | 25     | 1      | Ant 1      | w/o      | 6Cell   | 24.00                   | 23.55                          | 1.11           | -0.16            | 0.041                  | 0.05                 |
|          | 5G NR-n66 | DFT-S_15KHz QPSK20M | Right Side    | 0                        | 354000 | 50 | 25     | 1      | Ant 1      | w/o      | 6Cell   | 24.00                   | 23.55                          | 1.11           | -0.07            | 0.137                  | 0.15                 |
|          | 5G NR-n66 | DFT-S_15KHz QPSK20M | Top Side      | 0                        | 354000 | 50 | 25     | 1      | Ant 1      | w/o      | 6Cell   | 24.00                   | 23.55                          | 1.11           | 0                | <0.001                 | 0.00                 |
|          | 5G NR-n66 | DFT-S_15KHz QPSK20M | Bottom Side   | 20                       | 354000 | 50 | 25     | 1      | Ant 1      | w/o      | 6Cell   | 24.00                   | 23.55                          | 1.11           | -0.06            | 0.086                  | 0.10                 |
|          | 5G NR-n66 | DFT-S_15KHz QPSK20M | Rear Face     | 0                        | 354000 | 1  | 1      | 1      | Ant 1      | w/       | 6Cell   | 12.50                   | 12.27                          | 1.05           | 0.12             | 0.311                  | 0.33                 |
|          | 5G NR-n66 | DFT-S_15KHz QPSK20M | Bottom Side   | 0                        | 354000 | 1  | 1      | 1      | Ant 1      | w/       | 6Cell   | 12.50                   | 12.27                          | 1.05           | 0.05             | 0.165                  | 0.17                 |
|          | 5G NR-n66 | DFT-S_15KHz QPSK20M | Rear Face     | 0                        | 354000 | 50 | 0      | 1      | Ant 1      | w/       | 6Cell   | 12.50                   | 12.06                          | 1.11           | -0.08            | 0.418                  | 0.46                 |
|          | 5G NR-n66 | DFT-S_15KHz QPSK20M | Bottom Side   | 0                        | 354000 | 50 | 0      | 1      | Ant 1      | w/       | 6Cell   | 12.50                   | 12.06                          | 1.11           | 0.08             | 0.253                  | 0.28                 |
|          | 5G NR-n66 | DFT-S_15KHz QPSK20M | Rear Face     | 0                        | 344000 | 50 | 0      | 1      | Ant 0      | w/       | 6Cell   | 12.50                   | 12.05                          | 1.11           | 0.1              | 0.342                  | 0.38                 |
|          | 5G NR-n66 | DFT-S_15KHz QPSK20M | Rear Face     | 0                        | 349000 | 50 | 0      | 1      | Ant 0      | w/       | 6Cell   | 12.50                   | 12.03                          | 1.11           | 0.19             | 0.351                  | 0.39                 |
|          | 5G NR-n66 | DFT-S_15KHz QPSK20M | Rear Face     | 0                        | 354000 | 50 | 0      | 2      | Ant 0      | w/       | 6Cell   | 12.50                   | 12.06                          | 1.11           | 0.18             | 0.452                  | 0.50                 |
|          | 5G NR-n66 | DFT-S_15KHz QPSK20M | Rear Face     | 0                        | 354000 | 50 | 0      | 3      | Ant 0      | w/       | 4Cell   | 12.50                   | 12.06                          | 1.11           | 0.03             | 0.414                  | 0.46                 |
|          | 5G NR-n66 | DFT-S_15KHz QPSK20M | Rear Face     | 0                        | 354000 | 50 | 0      | 4      | Ant 0      | w/       | 4Cell   | 12.50                   | 12.06                          | 1.11           | 0.07             | 0.439                  | 0.49                 |

Note: The "< 0.001" means there is no SAR value or the SAR is too low to be measured.



## SAR Test Report

| Plot No. | Band     | Mode           | Test Position | Separation Distance (mm) | Ch. | Sample | Ant Status | Battery | Duty Cycle | Crest Factor | Max Tune-up Power (dBm) | Measured Conducted Power (dBm) | Scaling Factor | Power Drift (dB) | Measured SAR-1g (w/kg) | Scaled 1g SAR (w/kg) |
|----------|----------|----------------|---------------|--------------------------|-----|--------|------------|---------|------------|--------------|-------------------------|--------------------------------|----------------|------------------|------------------------|----------------------|
|          | WLAN2.4G | 802.11b        | Rear Face     | 0                        | 6   | 1      | Ant 0      | 6Cell   | 99.90      | 1.00         | 18.00                   | 17.99                          | 1.00           | -0.04            | 0.878                  | 0.88                 |
|          | WLAN2.4G | 802.11b        | Left Side     | 0                        | 6   | 1      | Ant 0      | 6Cell   | 99.90      | 1.00         | 18.00                   | 17.99                          | 1.00           | 0.02             | 0.043                  | 0.04                 |
|          | WLAN2.4G | 802.11b        | Right Side    | 0                        | 6   | 1      | Ant 0      | 6Cell   | 99.90      | 1.00         | 18.00                   | 17.99                          | 1.00           | -0.14            | 0.041                  | 0.04                 |
|          | WLAN2.4G | 802.11b        | Top Side      | 0                        | 6   | 1      | Ant 0      | 6Cell   | 99.90      | 1.00         | 18.00                   | 17.99                          | 1.00           | 0.05             | 0.559                  | 0.56                 |
|          | WLAN2.4G | 802.11b        | Bottom Side   | 0                        | 6   | 1      | Ant 0      | 6Cell   | 99.90      | 1.00         | 18.00                   | 17.99                          | 1.00           | 0                | <0.001                 | 0.00                 |
| 28       | WLAN2.4G | 802.11b        | Rear Face     | 0                        | 6   | 1      | Ant 1      | 6Cell   | 99.90      | 1.00         | 19.00                   | 18.93                          | 1.02           | -0.10            | 1.03                   | 1.05                 |
|          | WLAN2.4G | 802.11b        | Left Side     | 0                        | 6   | 1      | Ant 1      | 6Cell   | 99.90      | 1.00         | 19.00                   | 18.93                          | 1.02           | -0.07            | 0.052                  | 0.05                 |
|          | WLAN2.4G | 802.11b        | Right Side    | 0                        | 6   | 1      | Ant 1      | 6Cell   | 99.90      | 1.00         | 19.00                   | 18.93                          | 1.02           | -0.14            | 0.069                  | 0.07                 |
|          | WLAN2.4G | 802.11b        | Top Side      | 0                        | 6   | 1      | Ant 1      | 6Cell   | 99.90      | 1.00         | 19.00                   | 18.93                          | 1.02           | 0.05             | 0.543                  | 0.55                 |
|          | WLAN2.4G | 802.11b        | Bottom Side   | 0                        | 6   | 1      | Ant 1      | 6Cell   | 99.90      | 1.00         | 19.00                   | 18.93                          | 1.02           | 0                | <0.001                 | 0.00                 |
|          | WLAN2.4G | 802.11n HT40   | Rear Face     | 0                        | 6   | 1      | Ant 0+1    | 6Cell   | 98.20      | 1.02         | 20.00                   | 19.69                          | 1.07           | 0.07             | 0.378                  | 0.41                 |
|          | WLAN2.4G | 802.11n HT40   | Left Side     | 0                        | 6   | 1      | Ant 0+1    | 6Cell   | 98.20      | 1.02         | 20.00                   | 19.69                          | 1.07           | 0.14             | 0.045                  | 0.05                 |
|          | WLAN2.4G | 802.11n HT40   | Right Side    | 0                        | 6   | 1      | Ant 0+1    | 6Cell   | 98.20      | 1.02         | 20.00                   | 19.69                          | 1.07           | -0.09            | 0.043                  | 0.05                 |
|          | WLAN2.4G | 802.11n HT40   | Top Side      | 0                        | 6   | 1      | Ant 0+1    | 6Cell   | 98.20      | 1.02         | 20.00                   | 19.69                          | 1.07           | -0.03            | 0.201                  | 0.22                 |
|          | WLAN2.4G | 802.11n HT40   | Bottom Side   | 0                        | 6   | 1      | Ant 0+1    | 6Cell   | 98.20      | 1.02         | 20.00                   | 19.69                          | 1.07           | 0                | <0.001                 | 0.00                 |
|          | WLAN2.4G | 802.11b        | Rear Face     | 0                        | 1   | 1      | Ant 0      | 6Cell   | 99.90      | 1.00         | 18.00                   | 17.93                          | 1.02           | -0.1             | 0.777                  | 0.79                 |
|          | WLAN2.4G | 802.11b        | Rear Face     | 0                        | 11  | 1      | Ant 0      | 6Cell   | 99.90      | 1.00         | 18.00                   | 17.89                          | 1.03           | 0.06             | 0.756                  | 0.78                 |
|          | WLAN2.4G | 802.11b        | Rear Face     | 0                        | 12  | 1      | Ant 0      | 6Cell   | 99.90      | 1.00         | 18.00                   | 17.96                          | 1.01           | -0.17            | 0.742                  | 0.75                 |
|          | WLAN2.4G | 802.11b        | Rear Face     | 0                        | 13  | 1      | Ant 0      | 6Cell   | 99.90      | 1.00         | 18.00                   | 17.87                          | 1.03           | 0.19             | 0.701                  | 0.72                 |
|          | WLAN2.4G | 802.11b        | Rear Face     | 0                        | 1   | 1      | Ant 1      | 6Cell   | 99.90      | 1.00         | 19.00                   | 18.90                          | 1.02           | -0.1             | 0.912                  | 0.93                 |
|          | WLAN2.4G | 802.11b        | Rear Face     | 0                        | 11  | 1      | Ant 1      | 6Cell   | 99.90      | 1.00         | 19.00                   | 18.91                          | 1.02           | 0.06             | 0.887                  | 0.90                 |
|          | WLAN2.4G | 802.11b        | Rear Face     | 0                        | 12  | 1      | Ant 1      | 6Cell   | 99.90      | 1.00         | 19.00                   | 18.92                          | 1.02           | -0.17            | 0.869                  | 0.89                 |
|          | WLAN2.4G | 802.11b        | Rear Face     | 0                        | 13  | 1      | Ant 1      | 6Cell   | 99.90      | 1.00         | 19.00                   | 18.41                          | 1.15           | 0.19             | 0.823                  | 0.95                 |
|          | WLAN2.4G | 802.11b        | Rear Face     | 0                        | 6   | 2      | Ant 1      | 6Cell   | 99.90      | 1.00         | 19.00                   | 18.93                          | 1.02           | -0.15            | 0.966                  | 0.99                 |
|          | WLAN2.4G | 802.11b        | Rear Face     | 0                        | 6   | 3      | Ant 1      | 4Cell   | 99.90      | 1.00         | 19.00                   | 18.93                          | 1.02           | -0.14            | 1                      | 1.02                 |
|          | WLAN2.4G | 802.11b        | Rear Face     | 0                        | 6   | 4      | Ant 1      | 4Cell   | 99.90      | 1.00         | 19.00                   | 18.93                          | 1.02           | 0.04             | 0.912                  | 0.93                 |
|          | WLAN2.4G | 802.11b        | Rear Face     | 0                        | 1   | 2      | Ant 1      | 6Cell   | 99.90      | 1.00         | 19.00                   | 18.90                          | 1.02           | 0.19             | 0.908                  | 0.93                 |
|          | WLAN2.4G | 802.11b        | Rear Face     | 0                        | 11  | 2      | Ant 1      | 6Cell   | 99.90      | 1.00         | 19.00                   | 18.91                          | 1.02           | 0.05             | 0.929                  | 0.95                 |
|          | WLAN2.4G | 802.11b        | Rear Face     | 0                        | 12  | 2      | Ant 1      | 6Cell   | 99.90      | 1.00         | 19.00                   | 18.92                          | 1.02           | -0.03            | 0.912                  | 0.93                 |
|          | WLAN2.4G | 802.11b        | Rear Face     | 0                        | 13  | 2      | Ant 1      | 6Cell   | 99.90      | 1.00         | 19.00                   | 18.41                          | 1.15           | 0.01             | 0.889                  | 1.02                 |
|          | WLAN2.4G | 802.11b        | Rear Face     | 0                        | 1   | 3      | Ant 1      | 4Cell   | 99.90      | 1.00         | 19.00                   | 18.90                          | 1.02           | 0.07             | 0.905                  | 0.92                 |
|          | WLAN2.4G | 802.11b        | Rear Face     | 0                        | 11  | 3      | Ant 1      | 4Cell   | 99.90      | 1.00         | 19.00                   | 18.91                          | 1.02           | 0.12             | 0.901                  | 0.92                 |
|          | WLAN2.4G | 802.11b        | Rear Face     | 0                        | 12  | 3      | Ant 1      | 4Cell   | 99.90      | 1.00         | 19.00                   | 18.92                          | 1.02           | 0.05             | 0.886                  | 0.90                 |
|          | WLAN2.4G | 802.11b        | Rear Face     | 0                        | 13  | 3      | Ant 1      | 4Cell   | 99.90      | 1.00         | 19.00                   | 18.41                          | 1.15           | 0.08             | 0.878                  | 1.01                 |
|          | WLAN2.4G | 802.11b        | Rear Face     | 0                        | 1   | 4      | Ant 1      | 4Cell   | 99.90      | 1.00         | 19.00                   | 18.90                          | 1.02           | -0.06            | 0.902                  | 0.92                 |
|          | WLAN2.4G | 802.11b        | Rear Face     | 0                        | 11  | 4      | Ant 1      | 4Cell   | 99.90      | 1.00         | 19.00                   | 18.91                          | 1.02           | -0.02            | 0.898                  | 0.92                 |
|          | WLAN2.4G | 802.11b        | Rear Face     | 0                        | 12  | 4      | Ant 1      | 4Cell   | 99.90      | 1.00         | 19.00                   | 18.92                          | 1.02           | 0.04             | 0.889                  | 0.91                 |
|          | WLAN2.4G | 802.11b        | Rear Face     | 0                        | 13  | 4      | Ant 1      | 4Cell   | 99.90      | 1.00         | 19.00                   | 18.41                          | 1.15           | -0.05            | 0.878                  | 1.01                 |
|          | WLAN2.4G | 802.11b        | Rear Face     | 0                        | 6   | 1      | Ant 1      | 6Cell   | 99.90      | 1.00         | 19.00                   | 18.93                          | 1.02           | -0.03            | 0.991                  | 1.01                 |
|          | WLAN5.2G | 802.11ac VHT80 | Rear Face     | 0                        | 42  | 1      | Ant 0      | 6Cell   | 98.90      | 1.01         | 16.00                   | 15.95                          | 1.01           | -0.02            | 0.532                  | 0.54                 |
|          | WLAN5.2G | 802.11ac VHT80 | Left Side     | 0                        | 42  | 1      | Ant 0      | 6Cell   | 98.90      | 1.01         | 16.00                   | 15.95                          | 1.01           | 0.13             | 0.074                  | 0.08                 |
|          | WLAN5.2G | 802.11ac VHT80 | Right Side    | 0                        | 42  | 1      | Ant 0      | 6Cell   | 98.90      | 1.01         | 16.00                   | 15.95                          | 1.01           | 0                | <0.001                 | 0.00                 |
|          | WLAN5.2G | 802.11ac VHT80 | Top Side      | 0                        | 42  | 1      | Ant 0      | 6Cell   | 98.90      | 1.01         | 16.00                   | 15.95                          | 1.01           | -0.02            | 0.871                  | 0.89                 |
|          | WLAN5.2G | 802.11ac VHT80 | Bottom Side   | 0                        | 42  | 1      | Ant 0      | 6Cell   | 98.90      | 1.01         | 16.00                   | 15.95                          | 1.01           | 0                | <0.001                 | 0.00                 |
|          | WLAN5.2G | 802.11ac VHT80 | Rear Face     | 0                        | 42  | 1      | Ant 1      | 6Cell   | 97.60      | 1.02         | 14.50                   | 14.44                          | 1.01           | -0.05            | 0.398                  | 0.41                 |
|          | WLAN5.2G | 802.11ac VHT80 | Left Side     | 0                        | 42  | 1      | Ant 1      | 6Cell   | 97.60      | 1.02         | 14.50                   | 14.44                          | 1.01           | 0                | <0.001                 | 0.00                 |
|          | WLAN5.2G | 802.11ac VHT80 | Right Side    | 0                        | 42  | 1      | Ant 1      | 6Cell   | 97.60      | 1.02         | 14.50                   | 14.44                          | 1.01           | 0.03             | 0.122                  | 0.13                 |
|          | WLAN5.2G | 802.11ac VHT80 | Top Side      | 0                        | 42  | 1      | Ant 1      | 6Cell   | 97.60      | 1.02         | 14.50                   | 14.44                          | 1.01           | 0.08             | 0.769                  | 0.79                 |
|          | WLAN5.2G | 802.11ac VHT80 | Bottom Side   | 0                        | 42  | 1      | Ant 1      | 6Cell   | 97.60      | 1.02         | 14.50                   | 14.44                          | 1.01           | 0                | <0.001                 | 0.00                 |
|          | WLAN5.2G | 802.11ac VHT80 | Rear Face     | 0                        | 42  | 1      | Ant 0+1    | 6Cell   | 97.80      | 1.02         | 19.00                   | 18.98                          | 1.00           | -0.12            | 0.595                  | 0.61                 |
|          | WLAN5.2G | 802.11ac VHT80 | Left Side     | 0                        | 42  | 1      | Ant 0+1    | 6Cell   | 97.80      | 1.02         | 19.00                   | 18.98                          | 1.00           | 0.05             | 0.057                  | 0.06                 |
|          | WLAN5.2G | 802.11ac VHT80 | Right Side    | 0                        | 42  | 1      | Ant 0+1    | 6Cell   | 97.80      | 1.02         | 19.00                   | 18.98                          | 1.00           | 0.03             | 0.139                  | 0.14                 |
|          | WLAN5.2G | 802.11ac VHT80 | Top Side      | 0                        | 42  | 1      | Ant 0+1    | 6Cell   | 97.80      | 1.02         | 19.00                   | 18.98                          | 1.00           | -0.06            | 0.884                  | 0.90                 |
|          | WLAN5.2G | 802.11ac VHT80 | Bottom Side   | 0                        | 42  | 1      | Ant 0+1    | 6Cell   | 97.80      | 1.02         | 19.00                   | 18.98                          | 1.00           | 0                | <0.001                 | 0.00                 |
| 29       | WLAN5.2G | 802.11ac VHT80 | Top Side      | 0                        | 42  | 2      | Ant 0+1    | 6Cell   | 97.80      | 1.02         | 19.00                   | 18.98                          | 1.00           | 0.09             | 1.16                   | 1.18                 |
|          | WLAN5.2G | 802.11ac VHT80 | Top Side      | 0                        | 42  | 3      | Ant 0+1    | 4Cell   | 97.80      | 1.02         | 19.00                   | 18.98                          | 1.00           | -0.14            | 0.868                  | 0.89                 |
|          | WLAN5.2G | 802.11ac VHT80 | Top Side      | 0                        | 42  | 4      | Ant 0+1    | 4Cell   | 97.80      | 1.02         | 19.00                   | 18.98                          | 1.00           | 0.05             | 1.08                   | 1.10                 |
|          | WLAN5.2G | 802.11ac VHT80 | Top Side      | 0                        | 42  | 2      | Ant 0+1    | 6Cell   | 97.80      | 1.02         | 19.00                   | 18.98                          | 1.00           | -0.01            | 1.11                   | 1.13                 |

Note: The "< 0.001" means there is no SAR value or the SAR is too low to be measured.



# SAR Test Report

| Plot No. | Band     | Mode            | Test Position | Separation Distance (mm) | Ch. | Sample | Ant Status | Battery | Duty Cycle | Crest Factor | Max Tune-up Power (dBm) | Measured Conducted Power (dBm) | Scaling Factor | Power Drift (dB) | Measured SAR-1g (w/kg) | Scaled 1g SAR (w/kg) |
|----------|----------|-----------------|---------------|--------------------------|-----|--------|------------|---------|------------|--------------|-------------------------|--------------------------------|----------------|------------------|------------------------|----------------------|
|          | WLAN5.6G | 802.11ac VHT160 | Rear Face     | 0                        | 114 | 1      | Ant 0      | 6Cell   | 98.70      | 1.01         | 13.00                   | 12.99                          | 1.00           | -0.08            | 0.342                  | 0.35                 |
|          | WLAN5.6G | 802.11ac VHT160 | Left Side     | 0                        | 114 | 1      | Ant 0      | 6Cell   | 98.70      | 1.01         | 13.00                   | 12.99                          | 1.00           | 0                | <0.001                 | 0.00                 |
|          | WLAN5.6G | 802.11ac VHT160 | Right Side    | 0                        | 114 | 1      | Ant 0      | 6Cell   | 98.70      | 1.01         | 13.00                   | 12.99                          | 1.00           | 0                | <0.001                 | 0.00                 |
|          | WLAN5.6G | 802.11ac VHT160 | Top Side      | 0                        | 114 | 1      | Ant 0      | 6Cell   | 98.70      | 1.01         | 13.00                   | 12.99                          | 1.00           | 0.05             | 0.599                  | 0.60                 |
|          | WLAN5.6G | 802.11ac VHT160 | Bottom Side   | 0                        | 114 | 1      | Ant 0      | 6Cell   | 98.70      | 1.01         | 13.00                   | 12.99                          | 1.00           | 0                | <0.001                 | 0.00                 |
|          | WLAN5.6G | 802.11ac VHT160 | Rear Face     | 0                        | 114 | 1      | Ant 1      | 6Cell   | 98.80      | 1.01         | 13.50                   | 13.50                          | 1.00           | -0.05            | 0.519                  | 0.52                 |
|          | WLAN5.6G | 802.11ac VHT160 | Left Side     | 0                        | 114 | 1      | Ant 1      | 6Cell   | 98.80      | 1.01         | 13.50                   | 13.5                           | 1.00           | 0                | <0.001                 | 0.00                 |
|          | WLAN5.6G | 802.11ac VHT160 | Right Side    | 0                        | 114 | 1      | Ant 1      | 6Cell   | 98.80      | 1.01         | 13.50                   | 13.5                           | 1.00           | 0.03             | 0.075                  | 0.08                 |
| 30       | WLAN5.6G | 802.11ac VHT160 | Top Side      | 0                        | 114 | 1      | Ant 1      | 6Cell   | 98.80      | 1.01         | 13.50                   | 13.50                          | 1.00           | -0.02            | 1.06                   | 1.07                 |
|          | WLAN5.6G | 802.11ac VHT160 | Bottom Side   | 0                        | 114 | 1      | Ant 1      | 6Cell   | 98.80      | 1.01         | 13.50                   | 13.5                           | 1.00           | 0                | <0.001                 | 0.00                 |
|          | WLAN5.6G | 802.11ac VHT160 | Rear Face     | 0                        | 114 | 1      | Ant 0+1    | 6Cell   | 97.80      | 1.02         | 16.50                   | 16.44                          | 1.01           | -0.02            | 0.632                  | 0.65                 |
|          | WLAN5.6G | 802.11ac VHT160 | Left Side     | 0                        | 114 | 1      | Ant 0+1    | 6Cell   | 97.80      | 1.02         | 16.50                   | 16.44                          | 1.01           | 0.05             | 0.089                  | 0.09                 |
|          | WLAN5.6G | 802.11ac VHT160 | Right Side    | 0                        | 114 | 1      | Ant 0+1    | 6Cell   | 97.80      | 1.02         | 16.50                   | 16.44                          | 1.01           | -0.07            | 0.087                  | 0.09                 |
|          | WLAN5.6G | 802.11ac VHT160 | Top Side      | 0                        | 114 | 1      | Ant 0+1    | 6Cell   | 97.80      | 1.02         | 16.50                   | 16.44                          | 1.01           | 0.06             | 0.947                  | 0.98                 |
|          | WLAN5.6G | 802.11ac VHT160 | Bottom Side   | 0                        | 114 | 1      | Ant 0+1    | 6Cell   | 97.80      | 1.02         | 16.50                   | 16.44                          | 1.01           | 0                | <0.001                 | 0.00                 |
|          | WLAN5.6G | 802.11ac VHT160 | Top Side      | 0                        | 114 | 2      | Ant 1      | 6Cell   | 98.80      | 1.01         | 13.50                   | 13.50                          | 1.00           | -0.03            | 0.957                  | 0.97                 |
|          | WLAN5.6G | 802.11ac VHT160 | Top Side      | 0                        | 114 | 3      | Ant 1      | 4Cell   | 98.80      | 1.01         | 13.50                   | 13.50                          | 1.00           | 0.05             | 1.01                   | 1.02                 |
|          | WLAN5.6G | 802.11ac VHT160 | Top Side      | 0                        | 114 | 4      | Ant 1      | 4Cell   | 98.80      | 1.01         | 13.50                   | 13.50                          | 1.00           | 0.08             | 0.925                  | 0.93                 |
|          | WLAN5.6G | 802.11ac VHT160 | Top Side      | 0                        | 114 | 1      | Ant 1      | 6Cell   | 98.80      | 1.01         | 13.50                   | 13.50                          | 1.00           | 0.09             | 1.02                   | 1.03                 |
|          | WLAN5.8G | 802.11ac VHT80  | Rear Face     | 0                        | 155 | 1      | Ant 0      | 6Cell   | 98.90      | 1.01         | 13.50                   | 13.42                          | 1.02           | -0.07            | 0.551                  | 0.57                 |
|          | WLAN5.8G | 802.11ac VHT80  | Left Side     | 0                        | 155 | 1      | Ant 0      | 6Cell   | 98.90      | 1.01         | 13.50                   | 13.42                          | 1.02           | 0                | <0.001                 | 0.00                 |
|          | WLAN5.8G | 802.11ac VHT80  | Right Side    | 0                        | 155 | 1      | Ant 0      | 6Cell   | 98.90      | 1.01         | 13.50                   | 13.42                          | 1.02           | 0                | <0.001                 | 0.00                 |
|          | WLAN5.8G | 802.11ac VHT80  | Top Side      | 0                        | 155 | 1      | Ant 0      | 6Cell   | 98.90      | 1.01         | 13.50                   | 13.42                          | 1.02           | -0.02            | 0.757                  | 0.78                 |
|          | WLAN5.8G | 802.11ac VHT80  | Bottom Side   | 0                        | 155 | 1      | Ant 0      | 6Cell   | 98.90      | 1.01         | 13.50                   | 13.42                          | 1.02           | 0                | <0.001                 | 0.00                 |
|          | WLAN5.8G | 802.11ac VHT80  | Rear Face     | 0                        | 155 | 1      | Ant 1      | 6Cell   | 97.60      | 1.02         | 14.00                   | 13.99                          | 1.00           | -0.03            | 0.537                  | 0.55                 |
|          | WLAN5.8G | 802.11ac VHT80  | Left Side     | 0                        | 155 | 1      | Ant 1      | 6Cell   | 97.60      | 1.02         | 14.00                   | 13.99                          | 1              | 0                | <0.001                 | 0.00                 |
|          | WLAN5.8G | 802.11ac VHT80  | Right Side    | 0                        | 155 | 1      | Ant 1      | 6Cell   | 97.60      | 1.02         | 14.00                   | 13.99                          | 1              | 0.012            | 0.089                  | 0.09                 |
|          | WLAN5.8G | 802.11ac VHT80  | Top Side      | 0                        | 155 | 1      | Ant 1      | 6Cell   | 97.60      | 1.02         | 14.00                   | 13.99                          | 1.00           | 0.08             | 1.06                   | 1.08                 |
|          | WLAN5.8G | 802.11ac VHT80  | Bottom Side   | 0                        | 155 | 1      | Ant 1      | 6Cell   | 97.60      | 1.02         | 14.00                   | 13.99                          | 1              | 0                | <0.001                 | 0.00                 |
|          | WLAN5.8G | 802.11ac VHT80  | Rear Face     | 0                        | 155 | 1      | Ant 0+1    | 6Cell   | 97.80      | 1.02         | 17.00                   | 16.91                          | 1.02           | -0.16            | 0.804                  | 0.84                 |
|          | WLAN5.8G | 802.11ac VHT80  | Left Side     | 0                        | 155 | 1      | Ant 0+1    | 6Cell   | 97.80      | 1.02         | 17.00                   | 16.91                          | 1.02           | -0.10            | 0.951                  | 0.95                 |
|          | WLAN5.8G | 802.11ac VHT80  | Right Side    | 0                        | 155 | 1      | Ant 0+1    | 6Cell   | 97.80      | 1.02         | 17.00                   | 16.91                          | 1.02           | -0.19            | 0.061                  | 0.06                 |
|          | WLAN5.8G | 802.11ac VHT80  | Top Side      | 0                        | 155 | 1      | Ant 0+1    | 6Cell   | 97.80      | 1.02         | 17.00                   | 16.91                          | 1.02           | 0.02             | 1.02                   | 1.06                 |
|          | WLAN5.8G | 802.11ac VHT80  | Bottom Side   | 0                        | 155 | 1      | Ant 0+1    | 6Cell   | 97.80      | 1.02         | 17.00                   | 16.91                          | 1.02           | 0                | <0.001                 | 0.00                 |
| 31       | WLAN5.8G | 802.11ac VHT80  | Top Side      | 0                        | 155 | 2      | Ant 1      | 6Cell   | 97.60      | 1.02         | 14.00                   | 13.99                          | 1.00           | 0.02             | 1.17                   | 1.19                 |
|          | WLAN5.8G | 802.11ac VHT80  | Top Side      | 0                        | 155 | 3      | Ant 1      | 4Cell   | 97.60      | 1.02         | 14.00                   | 13.99                          | 1.00           | -0.05            | 1.01                   | 1.03                 |
|          | WLAN5.8G | 802.11ac VHT80  | Top Side      | 0                        | 155 | 4      | Ant 1      | 4Cell   | 97.60      | 1.02         | 14.00                   | 13.99                          | 1.00           | 0.02             | 1.13                   | 1.15                 |
|          | WLAN5.8G | 802.11ac VHT80  | Top Side      | 0                        | 155 | 2      | Ant 1      | 6Cell   | 97.60      | 1.02         | 14.00                   | 13.99                          | 1.00           | -0.08            | 1.08                   | 1.10                 |
|          | BT       | BDR             | Rear Face     | 0                        | 78  | 1      | Ant 1      | 6Cell   | 77.06      | 1.30         | 10.50                   | 10.37                          | 1.03           | -0.08            | 0.061                  | 0.08                 |
|          | BT       | BDR             | Left Side     | 0                        | 78  | 1      | Ant 1      | 6Cell   | 77.06      | 1.30         | 10.50                   | 10.37                          | 1.03           | 0                | <0.001                 | 0.00                 |
|          | BT       | BDR             | Right Side    | 0                        | 78  | 1      | Ant 1      | 6Cell   | 77.06      | 1.30         | 10.50                   | 10.37                          | 1.03           | 0                | <0.001                 | 0.00                 |
|          | BT       | BDR             | Top Side      | 0                        | 78  | 1      | Ant 1      | 6Cell   | 77.06      | 1.30         | 10.50                   | 10.37                          | 1.03           | 0.03             | 0.045                  | 0.06                 |
|          | BT       | BDR             | Bottom Side   | 0                        | 78  | 1      | Ant 1      | 6Cell   | 77.06      | 1.30         | 10.50                   | 10.37                          | 1.03           | 0                | <0.001                 | 0.00                 |
| 32       | BT       | BDR             | Rear Face     | 0                        | 0   | 1      | Ant 1      | 6Cell   | 77.06      | 1.30         | 10.50                   | 8.91                           | 1.44           | -0.05            | 0.136                  | 0.25                 |
|          | BT       | BDR             | Rear Face     | 0                        | 39  | 1      | Ant 1      | 6Cell   | 77.06      | 1.30         | 10.50                   | 9.34                           | 1.31           | 0.01             | 0.087                  | 0.15                 |
|          | BT       | BDR             | Rear Face     | 0                        | 0   | 2      | Ant 1      | 6Cell   | 77.06      | 1.30         | 10.50                   | 8.91                           | 1.44           | -0.07            | 0.123                  | 0.23                 |
|          | BT       | BDR             | Rear Face     | 0                        | 0   | 3      | Ant 1      | 4Cell   | 77.06      | 1.30         | 10.50                   | 8.91                           | 1.44           | -0.12            | 0.126                  | 0.24                 |
|          | BT       | BDR             | Rear Face     | 0                        | 0   | 4      | Ant 1      | 4Cell   | 77.06      | 1.30         | 10.50                   | 8.91                           | 1.44           | 0.05             | 0.105                  | 0.20                 |

Note: The "< 0.001" means there is no SAR value or the SAR is too low to be measured.



# SAR Test Report

## Laptop Mode

| Plot No. | Band     | Mode     | Test Position | Separation Distance (mm) | Ch.  | Sample | Ant Status | P-sensor | Battery | Max Tune-up Power (dBm) | Measured Conducted Power (dBm) | Scaling Factor | Power Drift (dB) | Measured SAR-1g (w/kg) | Scaled 1g SAR (w/kg) |
|----------|----------|----------|---------------|--------------------------|------|--------|------------|----------|---------|-------------------------|--------------------------------|----------------|------------------|------------------------|----------------------|
| 33       | WCDMA II | RMC12.2K | Bottom        | 0                        | 9538 | 1      | Ant 0      | w/       | 6Cell   | 18.50                   | 18.25                          | 1.06           | 0.11             | 0.744                  | 0.79                 |
|          | WCDMA II | RMC12.2K | Bottom        | 0                        | 9262 | 1      | Ant 0      | w/       | 6Cell   | 18.50                   | 17.88                          | 1.15           | -0.07            | 0.778                  | 0.89                 |
|          | WCDMA II | RMC12.2K | Bottom        | 0                        | 9400 | 1      | Ant 0      | w/       | 6Cell   | 18.50                   | 18.08                          | 1.10           | 0.05             | 0.761                  | 0.84                 |
|          | WCDMA II | RMC12.2K | Bottom        | 0                        | 9262 | 2      | Ant 0      | w/       | 6Cell   | 18.50                   | 17.88                          | 1.15           | 0.06             | 0.627                  | 0.72                 |
|          | WCDMA II | RMC12.2K | Bottom        | 0                        | 9262 | 3      | Ant 0      | w/       | 4Cell   | 18.50                   | 17.88                          | 1.15           | -0.09            | 0.652                  | 0.75                 |
| WCDMA II | RMC12.2K | Bottom   | 0             | 9262                     | 4    | Ant 0  | w/         | 4Cell    | 18.50   | 17.88                   | 1.15                           | 0.12           | 0.619            | 0.71                   |                      |
| 34       | WCDMA IV | RMC12.2K | Bottom        | 0                        | 1413 | 1      | Ant 0      | w/       | 6Cell   | 19.50                   | 19.17                          | 1.08           | 0.01             | 0.835                  | 0.90                 |
|          | WCDMA IV | RMC12.2K | Bottom        | 0                        | 1312 | 1      | Ant 0      | w/       | 6Cell   | 19.50                   | 19.12                          | 1.09           | 0.02             | 0.774                  | 0.84                 |
|          | WCDMA IV | RMC12.2K | Bottom        | 0                        | 1513 | 1      | Ant 0      | w/       | 6Cell   | 19.50                   | 19.16                          | 1.08           | -0.03            | 0.888                  | 0.96                 |
|          | WCDMA IV | RMC12.2K | Bottom        | 0                        | 1513 | 2      | Ant 0      | w/       | 6Cell   | 19.50                   | 19.16                          | 1.08           | 0.15             | 0.792                  | 0.86                 |
|          | WCDMA IV | RMC12.2K | Bottom        | 0                        | 1513 | 3      | Ant 0      | w/       | 4Cell   | 19.50                   | 19.16                          | 1.08           | 0.05             | 0.809                  | 0.87                 |
|          | WCDMA IV | RMC12.2K | Bottom        | 0                        | 1513 | 4      | Ant 0      | w/       | 4Cell   | 19.50                   | 19.16                          | 1.08           | 0.09             | 0.783                  | 0.85                 |
|          | WCDMA IV | RMC12.2K | Bottom        | 0                        | 1312 | 2      | Ant 0      | w/       | 6Cell   | 19.50                   | 19.12                          | 1.09           | 0.02             | 0.716                  | 0.78                 |
|          | WCDMA IV | RMC12.2K | Bottom        | 0                        | 1413 | 2      | Ant 0      | w/       | 6Cell   | 19.50                   | 19.17                          | 1.08           | 0.01             | 0.775                  | 0.84                 |
|          | WCDMA IV | RMC12.2K | Bottom        | 0                        | 1312 | 3      | Ant 0      | w/       | 4Cell   | 19.50                   | 19.12                          | 1.09           | 0.02             | 0.712                  | 0.78                 |
|          | WCDMA IV | RMC12.2K | Bottom        | 0                        | 1413 | 3      | Ant 0      | w/       | 4Cell   | 19.50                   | 19.17                          | 1.08           | 0.01             | 0.772                  | 0.83                 |
|          | WCDMA IV | RMC12.2K | Bottom        | 0                        | 1312 | 4      | Ant 0      | w/       | 4Cell   | 19.50                   | 19.12                          | 1.09           | 0.02             | 0.714                  | 0.78                 |
|          | WCDMA IV | RMC12.2K | Bottom        | 0                        | 1413 | 4      | Ant 0      | w/       | 4Cell   | 19.50                   | 19.17                          | 1.08           | 0.01             | 0.773                  | 0.83                 |
|          | WCDMA IV | RMC12.2K | Bottom        | 0                        | 1513 | 1      | Ant 0      | w/       | 6Cell   | 19.50                   | 19.16                          | 1.08           | -0.12            | 0.852                  | 0.92                 |
|          | WCDMA V  | RMC12.2K | Bottom        | 0                        | 4132 | 1      | Ant 0      | w/       | 6Cell   | 22.00                   | 21.91                          | 1.02           | 0.02             | 0.793                  | 0.81                 |
| WCDMA V  | RMC12.2K | Bottom   | 0             | 4182                     | 1    | Ant 0  | w/         | 6Cell    | 22.00   | 21.78                   | 1.05                           | 0.15           | 0.836            | 0.88                   |                      |
| 35       | WCDMA V  | RMC12.2K | Bottom        | 0                        | 4233 | 1      | Ant 0      | w/       | 6Cell   | 22.00                   | 21.52                          | 1.12           | -0.04            | 0.907                  | 1.02                 |
|          | WCDMA V  | RMC12.2K | Bottom        | 0                        | 4233 | 2      | Ant 0      | w/       | 6Cell   | 22.00                   | 21.52                          | 1.12           | 0.12             | 0.833                  | 0.93                 |
|          | WCDMA V  | RMC12.2K | Bottom        | 0                        | 4233 | 3      | Ant 0      | w/       | 4Cell   | 22.00                   | 21.52                          | 1.12           | 0.05             | 0.865                  | 0.97                 |
|          | WCDMA V  | RMC12.2K | Bottom        | 0                        | 4233 | 4      | Ant 0      | w/       | 4Cell   | 22.00                   | 21.52                          | 1.12           | 0.09             | 0.817                  | 0.92                 |
|          | WCDMA V  | RMC12.2K | Bottom        | 0                        | 4132 | 2      | Ant 0      | w/       | 6Cell   | 22.00                   | 21.91                          | 1.02           | 0.02             | 0.794                  | 0.81                 |
|          | WCDMA V  | RMC12.2K | Bottom        | 0                        | 4182 | 2      | Ant 0      | w/       | 6Cell   | 22.00                   | 21.78                          | 1.05           | 0.15             | 0.836                  | 0.88                 |
|          | WCDMA V  | RMC12.2K | Bottom        | 0                        | 4132 | 3      | Ant 0      | w/       | 4Cell   | 22.00                   | 21.91                          | 1.02           | 0.02             | 0.794                  | 0.81                 |
|          | WCDMA V  | RMC12.2K | Bottom        | 0                        | 4182 | 3      | Ant 0      | w/       | 4Cell   | 22.00                   | 21.78                          | 1.05           | 0.15             | 0.836                  | 0.88                 |
|          | WCDMA V  | RMC12.2K | Bottom        | 0                        | 4132 | 4      | Ant 0      | w/       | 4Cell   | 22.00                   | 21.91                          | 1.02           | 0.02             | 0.793                  | 0.81                 |
|          | WCDMA V  | RMC12.2K | Bottom        | 0                        | 4182 | 4      | Ant 0      | w/       | 4Cell   | 22.00                   | 21.78                          | 1.05           | 0.15             | 0.836                  | 0.88                 |
|          | WCDMA V  | RMC12.2K | Bottom        | 0                        | 4233 | 1      | Ant 0      | w/       | 6Cell   | 22.00                   | 21.52                          | 1.12           | 0.01             | 0.888                  | 0.99                 |

| Plot No. | Band    | Mode    | Test Position | Separation Distance (mm) | Ch.                    | RB              | offset          | Sample | Ant Status | P-sensor | Battery | Max Tune-up Power (dBm) | Measured Conducted Power (dBm) | Scaling Factor | Power Drift (dB) | Measured SAR-1g (w/kg) | Scaled 1g SAR (w/kg) |
|----------|---------|---------|---------------|--------------------------|------------------------|-----------------|-----------------|--------|------------|----------|---------|-------------------------|--------------------------------|----------------|------------------|------------------------|----------------------|
| 36       | LTE 2   | QPSK20M | Bottom        | 0                        | 18900                  | 1               | 0               | 1      | Ant 0      | w/       | 6Cell   | 17.00                   | 17.00                          | 1.00           | 0.11             | 0.642                  | 0.64                 |
|          | LTE 2   | QPSK20M | Bottom        | 0                        | 18900                  | 50              | 0               | 1      | Ant 0      | w/       | 6Cell   | 17.00                   | 16.97                          | 1.01           | 0.15             | 0.634                  | 0.64                 |
|          | LTE 2   | QPSK20M | Bottom        | 0                        | 18700                  | 1               | 0               | 1      | Ant 0      | w/       | 6Cell   | 17.00                   | 16.90                          | 1.02           | -0.09            | 0.636                  | 0.65                 |
|          | LTE 2   | QPSK20M | Bottom        | 0                        | 19100                  | 1               | 0               | 1      | Ant 0      | w/       | 6Cell   | 17.00                   | 16.98                          | 1.00           | -0.01            | 0.660                  | 0.66                 |
|          | LTE 2   | QPSK20M | Bottom        | 0                        | 18900                  | 1               | 0               | 1      | Ant 1      | w/       | 6Cell   | 17.00                   | 17.00                          | 1.00           | 0.12             | 0.546                  | 0.55                 |
|          | LTE 2   | QPSK20M | Bottom        | 0                        | 18900                  | 50              | 0               | 1      | Ant 1      | w/       | 6Cell   | 17.00                   | 16.97                          | 1.01           | 0.15             | 0.525                  | 0.53                 |
|          | LTE 2   | QPSK20M | Bottom        | 0                        | 18700                  | 1               | 0               | 1      | Ant 1      | w/       | 6Cell   | 17.00                   | 16.90                          | 1.02           | 0.08             | 0.609                  | 0.62                 |
|          | LTE 2   | QPSK20M | Bottom        | 0                        | 19100                  | 1               | 0               | 1      | Ant 1      | w/       | 6Cell   | 17.00                   | 16.98                          | 1.00           | 0.18             | 0.439                  | 0.44                 |
|          | LTE 2   | QPSK20M | Bottom        | 0                        | 19100                  | 1               | 0               | 2      | Ant 0      | w/       | 6Cell   | 17.00                   | 16.98                          | 1.00           | -0.08            | 0.602                  | 0.60                 |
|          | LTE 2   | QPSK20M | Bottom        | 0                        | 19100                  | 1               | 0               | 3      | Ant 0      | w/       | 4Cell   | 17.00                   | 16.98                          | 1.00           | 0.06             | 0.636                  | 0.64                 |
|          | LTE 2   | QPSK20M | Bottom        | 0                        | 19100                  | 1               | 0               | 4      | Ant 0      | w/       | 4Cell   | 17.00                   | 16.98                          | 1.00           | -0.03            | 0.592                  | 0.59                 |
|          | LTE 4   | QPSK20M | Bottom        | 0                        | 20050                  | 1               | 0               | 1      | Ant 0      | w/       | 6Cell   | 18.00                   | 18.00                          | 1.00           | 0.11             | 0.621                  | 0.62                 |
|          | LTE 4   | QPSK20M | Bottom        | 0                        | 20050                  | 50              | 0               | 1      | Ant 0      | w/       | 6Cell   | 18.00                   | 17.96                          | 1.01           | -0.05            | 0.573                  | 0.58                 |
|          | LTE 4   | QPSK20M | Bottom        | 0                        | 20175                  | 1               | 0               | 1      | Ant 0      | w/       | 6Cell   | 18.00                   | 17.94                          | 1.01           | 0.03             | 0.618                  | 0.62                 |
| 37       | LTE 4   | QPSK20M | Bottom        | 0                        | 20300                  | 1               | 0               | 1      | Ant 0      | w/       | 6Cell   | 18.00                   | 17.90                          | 1.02           | 0.01             | 0.651                  | 0.66                 |
|          | LTE 4   | QPSK20M | Bottom        | 0                        | 20300                  | 1               | 0               | 2      | Ant 0      | w/       | 6Cell   | 18.00                   | 17.90                          | 1.02           | 0.14             | 0.602                  | 0.61                 |
|          | LTE 4   | QPSK20M | Bottom        | 0                        | 20300                  | 1               | 0               | 3      | Ant 0      | w/       | 4Cell   | 18.00                   | 17.90                          | 1.02           | -0.06            | 0.641                  | 0.65                 |
|          | LTE 4   | QPSK20M | Bottom        | 0                        | 20300                  | 1               | 0               | 4      | Ant 0      | w/       | 4Cell   | 18.00                   | 17.90                          | 1.02           | 0.02             | 0.592                  | 0.60                 |
|          | LTE 5   | QPSK10M | Bottom        | 0                        | 20450                  | 1               | 0               | 1      | Ant 0      | w/       | 6Cell   | 19.50                   | 19.50                          | 1.00           | 0.11             | 0.561                  | 0.56                 |
| LTE 5    | QPSK10M | Bottom  | 0             | 20450                    | 25                     | 0               | 1               | Ant 0  | w/         | 6Cell    | 19.50   | 19.45                   | 1.01                           | -0.06          | 0.551            | 0.56                   |                      |
| LTE 5    | QPSK10M | Bottom  | 0             | 20525                    | 1                      | 0               | 1               | Ant 0  | w/         | 6Cell    | 19.50   | 19.45                   | 1.01                           | 0.07           | 0.568            | 0.57                   |                      |
| 38       | LTE 5   | QPSK10M | Bottom        | 0                        | 20600                  | 1               | 0               | 1      | Ant 0      | w/       | 6Cell   | 19.50                   | 19.41                          | 1.02           | -0.03            | 0.577                  | 0.59                 |
|          | LTE 5   | QPSK10M | Bottom        | 0                        | 20600                  | 1               | 0               | 2      | Ant 0      | w/       | 6Cell   | 19.50                   | 19.41                          | 1.02           | 0.15             | 0.551                  | 0.56                 |
|          | LTE 5   | QPSK10M | Bottom        | 0                        | 20600                  | 1               | 0               | 3      | Ant 0      | w/       | 4Cell   | 19.50                   | 19.41                          | 1.02           | -0.07            | 0.568                  | 0.58                 |
|          | LTE 5   | QPSK10M | Bottom        | 0                        | 20600                  | 1               | 0               | 4      | Ant 0      | w/       | 4Cell   | 19.50                   | 19.41                          | 1.02           | 0.03             | 0.543                  | 0.55                 |
| LTE 5    | QPSK10M | Bottom  | 0             | PCC:20450<br>SCC:20549   | PCC:1<br>SCC:1         | PCC:49<br>SCC:0 | 1               | Ant 0  | w/         | 6Cell    | 19.50   | 19.37                   | 1.03                           | 0.02           | 0.498            | 0.51                   |                      |
| 39       | LTE 7   | QPSK20M | Bottom        | 0                        | 21350                  | 1               | 0               | 1      | Ant 0      | w/       | 6Cell   | 16.00                   | 16.00                          | 1.00           | -0.08            | 0.613                  | 0.61                 |
|          | LTE 7   | QPSK20M | Bottom        | 0                        | 21350                  | 50              | 0               | 1      | Ant 0      | w/       | 6Cell   | 16.00                   | 15.97                          | 1.01           | 0.02             | 0.601                  | 0.61                 |
|          | LTE 7   | QPSK20M | Bottom        | 0                        | 20850                  | 1               | 0               | 1      | Ant 0      | w/       | 6Cell   | 16.00                   | 15.77                          | 1.05           | 0.14             | 0.569                  | 0.60                 |
|          | LTE 7   | QPSK20M | Bottom        | 0                        | 21100                  | 1               | 0               | 1      | Ant 0      | w/       | 6Cell   | 16.00                   | 15.89                          | 1.03           | 0.17             | 0.577                  | 0.59                 |
|          | LTE 7   | QPSK20M | Bottom        | 0                        | 21350                  | 1               | 0               | 1      | Ant 1      | w/       | 6Cell   | 16.00                   | 16.00                          | 1.00           | 0.1              | 0.534                  | 0.53                 |
|          | LTE 7   | QPSK20M | Bottom        | 0                        | 21350                  | 50              | 0               | 1      | Ant 1      | w/       | 6Cell   | 16.00                   | 15.97                          | 1.01           | 0.03             | 0.587                  | 0.59                 |
|          | LTE 7   | QPSK20M | Bottom        | 0                        | 20850                  | 1               | 0               | 1      | Ant 1      | w/       | 6Cell   | 16.00                   | 15.77                          | 1.05           | 0.03             | 0.585                  | 0.61                 |
|          | LTE 7   | QPSK20M | Bottom        | 0                        | 21100                  | 1               | 0               | 1      | Ant 1      | w/       | 6Cell   | 16.00                   | 15.89                          | 1.03           | 0.09             | 0.591                  | 0.61                 |
|          | LTE 7   | QPSK20M | Bottom        | 0                        | 21350                  | 1               | 0               | 2      | Ant 0      | w/       | 6Cell   | 16.00                   | 16.00                          | 1.00           | 0.01             | 0.583                  | 0.58                 |
|          | LTE 7   | QPSK20M | Bottom        | 0                        | 21350                  | 1               | 0               | 3      | Ant 0      | w/       | 4Cell   | 16.00                   | 16.00                          | 1.00           | 0.02             | 0.603                  | 0.60                 |
|          | LTE 7   | QPSK20M | Bottom        | 0                        | 21350                  | 1               | 0               | 4      | Ant 0      | w/       | 4Cell   | 16.00                   | 16.00                          | 1.00           | 0.08             | 0.574                  | 0.57                 |
|          | LTE 7   | QPSK20M | Bottom        | 0                        | PCC:21152<br>SCC:21350 | PCC:1<br>SCC:1  | PCC:99<br>SCC:0 | 1      | Ant 0      | w/       | 6Cell   | 16.00                   | 15.93                          | 1.02           | -0.09            | 0.526                  | 0.54                 |



# SAR Test Report

| Plot No. | Band   | Mode    | Test Position | Separation Distance (mm) | Ch.                    | RB             | offset          | Sample | Ant Status | P-sensor | Battery | Max Tune-up Power (dBm) | Measured Conducted Power (dBm) | Scaling Factor | Power Drift (dB) | Measured SAR-1g (w/kg) | Scaled 1g SAR (w/kg) |
|----------|--------|---------|---------------|--------------------------|------------------------|----------------|-----------------|--------|------------|----------|---------|-------------------------|--------------------------------|----------------|------------------|------------------------|----------------------|
|          | LTE 12 | QPSK10M | Bottom        | 0                        | 23130                  | 1              | 0               | 1      | Ant 0      | w/       | 6Cell   | 20.00                   | 19.90                          | 1.02           | -0.01            | 0.695                  | 0.71                 |
|          | LTE 12 | QPSK10M | Bottom        | 0                        | 23130                  | 25             | 0               | 1      | Ant 0      | w/       | 6Cell   | 20.00                   | 19.79                          | 1.05           | 0.06             | 0.673                  | 0.71                 |
|          | LTE 12 | QPSK10M | Bottom        | 0                        | 23060                  | 1              | 0               | 1      | Ant 0      | w/       | 6Cell   | 20.00                   | 19.81                          | 1.04           | -0.14            | 0.694                  | 0.72                 |
| 40       | LTE 12 | QPSK10M | Bottom        | 0                        | 23095                  | 1              | 0               | 1      | Ant 0      | w/       | 6Cell   | 20.00                   | 19.87                          | 1.03           | -0.11            | 0.706                  | 0.73                 |
|          | LTE 12 | QPSK10M | Bottom        | 0                        | 23095                  | 1              | 0               | 2      | Ant 0      | w/       | 6Cell   | 20.00                   | 19.87                          | 1.03           | 0.1              | 0.673                  | 0.69                 |
|          | LTE 12 | QPSK10M | Bottom        | 0                        | 23095                  | 1              | 0               | 3      | Ant 0      | w/       | 4Cell   | 20.00                   | 19.87                          | 1.03           | -0.01            | 0.696                  | 0.72                 |
|          | LTE 12 | QPSK10M | Bottom        | 0                        | 23095                  | 1              | 0               | 4      | Ant 0      | w/       | 4Cell   | 20.00                   | 19.87                          | 1.03           | 0.11             | 0.661                  | 0.68                 |
| 41       | LTE 13 | QPSK10M | Bottom        | 0                        | 23230                  | 1              | 0               | 1      | Ant 0      | w/       | 6Cell   | 20.00                   | 19.99                          | 1.00           | -0.15            | 0.570                  | 0.57                 |
|          | LTE 13 | QPSK10M | Bottom        | 0                        | 23230                  | 25             | 0               | 1      | Ant 0      | w/       | 6Cell   | 20.00                   | 19.76                          | 1.06           | 0.11             | 0.539                  | 0.57                 |
|          | LTE 13 | QPSK10M | Bottom        | 0                        | 23230                  | 1              | 0               | 2      | Ant 0      | w/       | 6Cell   | 20.00                   | 19.99                          | 1.00           | 0.12             | 0.541                  | 0.54                 |
|          | LTE 13 | QPSK10M | Bottom        | 0                        | 23230                  | 1              | 0               | 3      | Ant 0      | w/       | 4Cell   | 20.00                   | 19.99                          | 1.00           | 0.05             | 0.559                  | 0.56                 |
|          | LTE 13 | QPSK10M | Bottom        | 0                        | 23230                  | 1              | 0               | 4      | Ant 0      | w/       | 4Cell   | 20.00                   | 19.99                          | 1.00           | -0.08            | 0.531                  | 0.53                 |
| 42       | LTE 14 | QPSK10M | Bottom        | 0                        | 23330                  | 1              | 0               | 1      | Ant 0      | w/       | 6Cell   | 22.00                   | 22.00                          | 1.00           | -0.08            | 0.656                  | 0.66                 |
|          | LTE 14 | QPSK10M | Bottom        | 0                        | 23330                  | 25             | 0               | 1      | Ant 0      | w/       | 6Cell   | 22.00                   | 21.94                          | 1.01           | 0.17             | 0.642                  | 0.65                 |
|          | LTE 14 | QPSK10M | Bottom        | 0                        | 23330                  | 1              | 0               | 2      | Ant 0      | w/       | 6Cell   | 22.00                   | 22.00                          | 1.00           | 0.12             | 0.628                  | 0.63                 |
|          | LTE 14 | QPSK10M | Bottom        | 0                        | 23330                  | 1              | 0               | 3      | Ant 0      | w/       | 4Cell   | 22.00                   | 22.00                          | 1.00           | -0.12            | 0.643                  | 0.64                 |
|          | LTE 14 | QPSK10M | Bottom        | 0                        | 23330                  | 1              | 0               | 4      | Ant 0      | w/       | 4Cell   | 22.00                   | 22.00                          | 1.00           | -0.03            | 0.622                  | 0.62                 |
| 43       | LTE 17 | QPSK10M | Bottom        | 0                        | 23790                  | 1              | 0               | 1      | Ant 0      | w/       | 6Cell   | 21.50                   | 21.50                          | 1.00           | -0.16            | 0.569                  | 0.57                 |
|          | LTE 17 | QPSK10M | Bottom        | 0                        | 23790                  | 25             | 0               | 1      | Ant 0      | w/       | 6Cell   | 21.50                   | 21.39                          | 1.03           | -0.14            | 0.542                  | 0.56                 |
|          | LTE 17 | QPSK10M | Bottom        | 0                        | 23780                  | 1              | 0               | 1      | Ant 0      | w/       | 6Cell   | 21.50                   | 21.41                          | 1.02           | 0.03             | 0.563                  | 0.57                 |
|          | LTE 17 | QPSK10M | Bottom        | 0                        | 23800                  | 1              | 0               | 1      | Ant 0      | w/       | 6Cell   | 21.50                   | 21.45                          | 1.01           | 0.08             | 0.542                  | 0.55                 |
|          | LTE 17 | QPSK10M | Bottom        | 0                        | 23790                  | 1              | 0               | 2      | Ant 0      | w/       | 6Cell   | 21.50                   | 21.50                          | 1.00           | -0.08            | 0.526                  | 0.53                 |
|          | LTE 17 | QPSK10M | Bottom        | 0                        | 23790                  | 1              | 0               | 3      | Ant 0      | w/       | 4Cell   | 21.50                   | 21.50                          | 1.00           | 0.09             | 0.542                  | 0.54                 |
|          | LTE 17 | QPSK10M | Bottom        | 0                        | 23790                  | 1              | 0               | 4      | Ant 0      | w/       | 4Cell   | 21.50                   | 21.50                          | 1.00           | 0.14             | 0.521                  | 0.52                 |
| 44       | LTE 25 | QPSK20M | Bottom        | 0                        | 26590                  | 1              | 0               | 1      | Ant 0      | w/       | 6Cell   | 17.00                   | 17.00                          | 1.00           | 0.03             | 0.537                  | 0.54                 |
|          | LTE 25 | QPSK20M | Bottom        | 0                        | 26590                  | 50             | 0               | 1      | Ant 0      | w/       | 6Cell   | 17.00                   | 16.93                          | 1.02           | -0.03            | 0.523                  | 0.53                 |
|          | LTE 25 | QPSK20M | Bottom        | 0                        | 26140                  | 1              | 0               | 1      | Ant 0      | w/       | 6Cell   | 17.00                   | 16.95                          | 1.01           | -0.06            | 0.467                  | 0.47                 |
|          | LTE 25 | QPSK20M | Bottom        | 0                        | 26365                  | 1              | 0               | 1      | Ant 0      | w/       | 6Cell   | 17.00                   | 16.98                          | 1.00           | -0.18            | 0.486                  | 0.49                 |
|          | LTE 25 | QPSK20M | Bottom        | 0                        | 26590                  | 1              | 0               | 2      | Ant 0      | w/       | 6Cell   | 17.00                   | 17.00                          | 1.00           | 0.13             | 0.504                  | 0.50                 |
|          | LTE 25 | QPSK20M | Bottom        | 0                        | 26590                  | 1              | 0               | 3      | Ant 0      | w/       | 4Cell   | 17.00                   | 17.00                          | 1.00           | -0.11            | 0.526                  | 0.53                 |
|          | LTE 25 | QPSK20M | Bottom        | 0                        | 26590                  | 1              | 0               | 4      | Ant 0      | w/       | 4Cell   | 17.00                   | 17.00                          | 1.00           | -0.04            | 0.494                  | 0.49                 |
|          | LTE 26 | QPSK15M | Bottom        | 0                        | 26765                  | 1              | 0               | 1      | Ant 0      | w/       | 6Cell   | 20.50                   | 20.32                          | 1.04           | -0.18            | 0.621                  | 0.65                 |
|          | LTE 26 | QPSK15M | Bottom        | 0                        | 26765                  | 36             | 0               | 1      | Ant 0      | w/       | 6Cell   | 20.50                   | 20.30                          | 1.05           | -0.01            | 0.604                  | 0.63                 |
|          | LTE 26 | QPSK15M | Bottom        | 0                        | 26865                  | 1              | 0               | 1      | Ant 0      | w/       | 6Cell   | 20.50                   | 20.10                          | 1.10           | 0.13             | 0.614                  | 0.68                 |
| 45       | LTE 26 | QPSK15M | Bottom        | 0                        | 26965                  | 1              | 0               | 1      | Ant 0      | w/       | 6Cell   | 20.50                   | 20.13                          | 1.09           | -0.13            | 0.661                  | 0.72                 |
|          | LTE 26 | QPSK15M | Bottom        | 0                        | 26965                  | 1              | 0               | 2      | Ant 0      | w/       | 6Cell   | 20.50                   | 20.13                          | 1.09           | -0.18            | 0.626                  | 0.68                 |
|          | LTE 26 | QPSK15M | Bottom        | 0                        | 26965                  | 1              | 0               | 3      | Ant 0      | w/       | 4Cell   | 20.50                   | 20.13                          | 1.09           | -0.09            | 0.654                  | 0.71                 |
|          | LTE 26 | QPSK15M | Bottom        | 0                        | 26965                  | 1              | 0               | 4      | Ant 0      | w/       | 4Cell   | 20.50                   | 20.13                          | 1.09           | 0.19             | 0.615                  | 0.67                 |
| 46       | LTE 30 | QPSK10M | Bottom        | 0                        | 27710                  | 1              | 0               | 1      | Ant 0      | w/       | 6Cell   | 18.50                   | 18.50                          | 1.00           | 0.09             | 0.661                  | 0.66                 |
|          | LTE 30 | QPSK10M | Bottom        | 0                        | 27710                  | 25             | 0               | 1      | Ant 0      | w/       | 6Cell   | 18.50                   | 18.44                          | 1.01           | 0.11             | 0.638                  | 0.64                 |
|          | LTE 30 | QPSK10M | Bottom        | 0                        | 27710                  | 1              | 0               | 2      | Ant 0      | w/       | 6Cell   | 18.50                   | 18.50                          | 1.00           | 0.03             | 0.566                  | 0.57                 |
|          | LTE 30 | QPSK10M | Bottom        | 0                        | 27710                  | 1              | 0               | 3      | Ant 0      | w/       | 4Cell   | 18.50                   | 18.50                          | 1.00           | -0.08            | 0.627                  | 0.63                 |
|          | LTE 30 | QPSK10M | Bottom        | 0                        | 27710                  | 1              | 0               | 4      | Ant 0      | w/       | 4Cell   | 18.50                   | 18.50                          | 1.00           | 0.04             | 0.547                  | 0.55                 |
|          | LTE 38 | QPSK20M | Bottom        | 0                        | 38150                  | 1              | 0               | 1      | Ant 0      | w/       | 6Cell   | 19.00                   | 19.00                          | 1.00           | 0.02             | 0.744                  | 0.74                 |
|          | LTE 38 | QPSK20M | Bottom        | 0                        | 38150                  | 50             | 0               | 1      | Ant 0      | w/       | 6Cell   | 19.00                   | 18.89                          | 1.03           | 0.03             | 0.752                  | 0.77                 |
|          | LTE 38 | QPSK20M | Bottom        | 0                        | 37850                  | 1              | 0               | 1      | Ant 0      | w/       | 6Cell   | 19.00                   | 18.91                          | 1.02           | -0.07            | 0.763                  | 0.78                 |
| 47       | LTE 38 | QPSK20M | Bottom        | 0                        | 38000                  | 1              | 0               | 1      | Ant 0      | w/       | 6Cell   | 19.00                   | 18.97                          | 1.01           | -0.01            | 0.781                  | 0.79                 |
|          | LTE 38 | QPSK20M | Bottom        | 0                        | 38000                  | 1              | 0               | 2      | Ant 0      | w/       | 6Cell   | 19.00                   | 18.97                          | 1.01           | 0.14             | 0.761                  | 0.77                 |
|          | LTE 38 | QPSK20M | Bottom        | 0                        | 38000                  | 1              | 0               | 3      | Ant 0      | w/       | 4Cell   | 19.00                   | 18.97                          | 1.01           | 0.15             | 0.774                  | 0.78                 |
|          | LTE 38 | QPSK20M | Bottom        | 0                        | 38000                  | 1              | 0               | 4      | Ant 0      | w/       | 4Cell   | 19.00                   | 18.97                          | 1.01           | 0.12             | 0.756                  | 0.76                 |
|          | LTE 38 | QPSK20M | Bottom        | 0                        | PCC:37952<br>SCC:38150 | PCC:1<br>SCC:1 | PCC:99<br>SCC:0 | 1      | Ant 0      | w/       | 6Cell   | 19.00                   | 18.89                          | 1.03           | -0.09            | 0.715                  | 0.74                 |
| 49       | LTE 41 | QPSK20M | Bottom        | 0                        | 40620                  | 1              | 0               | 1      | Ant 0      | w/       | 6Cell   | 19.50                   | 19.50                          | 1.00           | -0.11            | 0.535                  | 0.54                 |
|          | LTE 41 | QPSK20M | Bottom        | 0                        | 40620                  | 50             | 0               | 1      | Ant 0      | w/       | 6Cell   | 19.50                   | 19.40                          | 1.02           | -0.14            | 0.518                  | 0.53                 |
|          | LTE 41 | QPSK20M | Bottom        | 0                        | 39790                  | 1              | 0               | 1      | Ant 0      | w/       | 6Cell   | 19.50                   | 18.85                          | 1.16           | -0.05            | 0.465                  | 0.54                 |
|          | LTE 41 | QPSK20M | Bottom        | 0                        | 40185                  | 1              | 0               | 1      | Ant 0      | w/       | 6Cell   | 19.50                   | 19.00                          | 1.12           | 0.09             | 0.469                  | 0.53                 |
|          | LTE 41 | QPSK20M | Bottom        | 0                        | 41055                  | 1              | 0               | 1      | Ant 0      | w/       | 6Cell   | 19.50                   | 19.48                          | 1.00           | 0.16             | 0.497                  | 0.50                 |
|          | LTE 41 | QPSK20M | Bottom        | 0                        | 41490                  | 1              | 0               | 1      | Ant 0      | w/       | 6Cell   | 19.50                   | 19.33                          | 1.04           | -0.17            | 0.457                  | 0.48                 |
|          | LTE 41 | QPSK20M | Bottom        | 0                        | 40620                  | 1              | 0               | 2      | Ant 0      | w/       | 6Cell   | 19.50                   | 19.50                          | 1.00           | 0.19             | 0.502                  | 0.50                 |
|          | LTE 41 | QPSK20M | Bottom        | 0                        | 40620                  | 1              | 0               | 3      | Ant 0      | w/       | 4Cell   | 19.50                   | 19.50                          | 1.00           | 0.14             | 0.522                  | 0.52                 |
|          | LTE 41 | QPSK20M | Bottom        | 0                        | 40620                  | 1              | 0               | 4      | Ant 0      | w/       | 4Cell   | 19.50                   | 19.50                          | 1.00           | -0.1             | 0.494                  | 0.49                 |
|          | LTE 41 | QPSK20M | Bottom        | 0                        | PCC:40529<br>SCC:40727 | PCC:1<br>SCC:1 | PCC:99<br>SCC:0 | 1      | Ant 0      | w/       | 6Cell   | 19.50                   | 19.36                          | 1.03           | 0.06             | 0.416                  | 0.43                 |



# SAR Test Report

| Plot No. | Band   | Mode    | Test Position | Separation Distance (mm) | Ch.                      | RB             | offset          | Sample | Ant Status | P-sensor | Battery | Max Tune-up Power (dBm) | Measured Conducted Power (dBm) | Scaling Factor | Power Drift (dB) | Measured SAR-1g (w/kg) | Scaled 1g SAR (w/kg) |
|----------|--------|---------|---------------|--------------------------|--------------------------|----------------|-----------------|--------|------------|----------|---------|-------------------------|--------------------------------|----------------|------------------|------------------------|----------------------|
|          | LTE 42 | QPSK20M | Bottom        | 0                        | 43340                    | 1              | 0               | 1      | Ant 1      | w/       | 6Cell   | 18.50                   | 18.47                          | 1.01           | 0.02             | 0.851                  | 0.86                 |
|          | LTE 42 | QPSK20M | Bottom        | 0                        | 43340                    | 50             | 0               | 1      | Ant 1      | w/       | 6Cell   | 18.50                   | 18.40                          | 1.02           | -0.03            | 0.817                  | 0.83                 |
| 50       | LTE 42 | QPSK20M | Bottom        | 0                        | 43190                    | 1              | 0               | 1      | Ant 1      | w/       | 6Cell   | 18.50                   | 18.44                          | 1.01           | -0.06            | 0.951                  | 0.96                 |
|          | LTE 42 | QPSK20M | Bottom        | 0                        | 43490                    | 1              | 0               | 1      | Ant 1      | w/       | 6Cell   | 18.50                   | 18.42                          | 1.02           | 0.15             | 0.837                  | 0.85                 |
|          | LTE 42 | QPSK20M | Bottom        | 0                        | 43190                    | 50             | 0               | 1      | Ant 1      | w/       | 6Cell   | 18.50                   | 18.37                          | 1.03           | -0.03            | 0.718                  | 0.74                 |
|          | LTE 42 | QPSK20M | Bottom        | 0                        | 43490                    | 50             | 0               | 1      | Ant 1      | w/       | 6Cell   | 18.50                   | 18.35                          | 1.04           | 0.15             | 0.688                  | 0.72                 |
|          | LTE 42 | QPSK20M | Bottom        | 0                        | 43190                    | 1              | 0               | 2      | Ant 1      | w/       | 6Cell   | 18.50                   | 18.44                          | 1.01           | 0.08             | 0.858                  | 0.87                 |
|          | LTE 42 | QPSK20M | Bottom        | 0                        | 43190                    | 1              | 0               | 3      | Ant 1      | w/       | 4Cell   | 18.50                   | 18.44                          | 1.01           | 0.17             | 0.917                  | 0.93                 |
|          | LTE 42 | QPSK20M | Bottom        | 0                        | 43190                    | 1              | 0               | 4      | Ant 1      | w/       | 4Cell   | 18.50                   | 18.44                          | 1.01           | 0.14             | 0.834                  | 0.84                 |
|          | LTE 42 | QPSK20M | Bottom        | 0                        | 43190                    | 1              | 0               | 2      | Ant 1      | w/       | 6Cell   | 18.50                   | 18.44                          | 1.01           | 0.08             | 0.858                  | 0.87                 |
|          | LTE 42 | QPSK20M | Bottom        | 0                        | 43490                    | 1              | 0               | 2      | Ant 1      | w/       | 6Cell   | 18.50                   | 18.42                          | 1.02           | 0.06             | 0.846                  | 0.86                 |
|          | LTE 42 | QPSK20M | Bottom        | 0                        | 43190                    | 1              | 0               | 3      | Ant 1      | w/       | 4Cell   | 18.50                   | 18.44                          | 1.01           | 0.17             | 0.917                  | 0.93                 |
|          | LTE 42 | QPSK20M | Bottom        | 0                        | 43490                    | 1              | 0               | 3      | Ant 1      | w/       | 4Cell   | 18.50                   | 18.42                          | 1.02           | 0.14             | 0.922                  | 0.94                 |
|          | LTE 42 | QPSK20M | Bottom        | 0                        | 43190                    | 1              | 0               | 4      | Ant 1      | w/       | 4Cell   | 18.50                   | 18.44                          | 1.01           | 0.14             | 0.834                  | 0.84                 |
|          | LTE 42 | QPSK20M | Bottom        | 0                        | 43490                    | 1              | 0               | 4      | Ant 1      | w/       | 4Cell   | 18.50                   | 18.42                          | 1.02           | -0.06            | 0.831                  | 0.85                 |
|          | LTE 42 | QPSK20M | Bottom        | 0                        | PCC:43490<br>SCC:43292   | PCC:1<br>SCC:1 | PCC:99<br>SCC:0 | 1      | Ant 1      | w/       | 6Cell   | 18.50                   | 18.30                          | 1.05           | -0.08            | 0.706                  | 0.74                 |
|          | LTE 42 | QPSK20M | Bottom        | 0                        | 41690                    | 1              | 0               | 1      | Ant 1      | w/       | 6Cell   | 18.50                   | 18.44                          | 1.01           | 0.15             | 0.941                  | 0.95                 |
| 51       | LTE 48 | QPSK20M | Bottom        | 0                        | 55340                    | 1              | 0               | 1      | Ant 1      | w/       | 6Cell   | 18.00                   | 17.88                          | 1.03           | -0.02            | 0.604                  | 0.62                 |
|          | LTE 48 | QPSK20M | Bottom        | 0                        | 55340                    | 50             | 0               | 1      | Ant 1      | w/       | 6Cell   | 18.00                   | 17.60                          | 1.10           | -0.05            | 0.561                  | 0.62                 |
|          | LTE 48 | QPSK20M | Bottom        | 0                        | 55780                    | 1              | 0               | 1      | Ant 1      | w/       | 6Cell   | 18.00                   | 17.77                          | 1.05           | -0.14            | 0.584                  | 0.61                 |
|          | LTE 48 | QPSK20M | Bottom        | 0                        | 56210                    | 1              | 0               | 1      | Ant 1      | w/       | 6Cell   | 18.00                   | 17.70                          | 1.07           | 0                | 0.566                  | 0.61                 |
|          | LTE 48 | QPSK20M | Bottom        | 0                        | 56640                    | 1              | 0               | 1      | Ant 1      | w/       | 6Cell   | 18.00                   | 17.81                          | 1.04           | -0.19            | 0.575                  | 0.60                 |
|          | LTE 48 | QPSK20M | Bottom        | 0                        | 55340                    | 1              | 0               | 2      | Ant 1      | w/       | 6Cell   | 18.00                   | 17.88                          | 1.03           | 0.18             | 0.571                  | 0.59                 |
|          | LTE 48 | QPSK20M | Bottom        | 0                        | 55340                    | 1              | 0               | 3      | Ant 1      | w/       | 4Cell   | 18.00                   | 17.88                          | 1.03           | -0.08            | 0.589                  | 0.61                 |
|          | LTE 48 | QPSK20M | Bottom        | 0                        | 55340                    | 1              | 0               | 4      | Ant 1      | w/       | 4Cell   | 18.00                   | 17.88                          | 1.03           | -0.15            | 0.558                  | 0.57                 |
|          | LTE 48 | QPSK20M | Bottom        | 0                        | PCC:55340<br>SCC:55538   | PCC:1<br>SCC:1 | PCC:99<br>SCC:0 | 1      | Ant 1      | w/       | 6Cell   | 18.00                   | 17.56                          | 1.11           | -0.03            | 0.541                  | 0.60                 |
|          | LTE 66 | QPSK20M | Bottom        | 0                        | 132072                   | 1              | 0               | 1      | Ant 0      | w/       | 6Cell   | 18.00                   | 17.96                          | 1.01           | 0.19             | 0.58                   | 0.59                 |
|          | LTE 66 | QPSK20M | Bottom        | 0                        | 132072                   | 50             | 0               | 1      | Ant 0      | w/       | 6Cell   | 18.00                   | 17.90                          | 1.02           | -0.07            | 0.564                  | 0.58                 |
|          | LTE 66 | QPSK20M | Bottom        | 0                        | 132322                   | 1              | 0               | 1      | Ant 0      | w/       | 6Cell   | 18.00                   | 17.88                          | 1.03           | 0.18             | 0.639                  | 0.66                 |
| 52       | LTE 66 | QPSK20M | Bottom        | 0                        | 132572                   | 1              | 0               | 1      | Ant 0      | w/       | 6Cell   | 18.00                   | 17.78                          | 1.05           | -0.02            | 0.665                  | 0.70                 |
|          | LTE 66 | QPSK20M | Bottom        | 0                        | 132072                   | 1              | 0               | 1      | Ant 1      | w/       | 6Cell   | 18.00                   | 17.96                          | 1.01           | -0.14            | 0.527                  | 0.53                 |
|          | LTE 66 | QPSK20M | Bottom        | 0                        | 132072                   | 50             | 0               | 1      | Ant 1      | w/       | 6Cell   | 18.00                   | 17.90                          | 1.02           | -0.12            | 0.635                  | 0.65                 |
|          | LTE 66 | QPSK20M | Bottom        | 0                        | 132322                   | 1              | 0               | 1      | Ant 1      | w/       | 6Cell   | 18.00                   | 17.88                          | 1.03           | 0.05             | 0.601                  | 0.62                 |
|          | LTE 66 | QPSK20M | Bottom        | 0                        | 132572                   | 1              | 0               | 1      | Ant 1      | w/       | 6Cell   | 18.00                   | 17.78                          | 1.05           | 0.16             | 0.663                  | 0.70                 |
|          | LTE 66 | QPSK20M | Bottom        | 0                        | 132572                   | 1              | 0               | 2      | Ant 0      | w/       | 6Cell   | 18.00                   | 17.78                          | 1.05           | -0.01            | 0.626                  | 0.66                 |
|          | LTE 66 | QPSK20M | Bottom        | 0                        | 132572                   | 1              | 0               | 3      | Ant 0      | w/       | 4Cell   | 18.00                   | 17.78                          | 1.05           | 0.16             | 0.654                  | 0.69                 |
|          | LTE 66 | QPSK20M | Bottom        | 0                        | 132572                   | 1              | 0               | 4      | Ant 0      | w/       | 4Cell   | 18.00                   | 17.78                          | 1.05           | 0.03             | 0.617                  | 0.65                 |
|          | LTE 66 | QPSK10M | Bottom        | 0                        | PCC:132022<br>SCC:132121 | PCC:1<br>SCC:1 | PCC:49<br>SCC:0 | 1      | Ant 0      | w/       | 6Cell   | 18.00                   | 17.75                          | 1.06           | -0.02            | 0.592                  | 0.63                 |
|          | LTE 66 | QPSK20M | Bottom        | 0                        | PCC:132072<br>SCC:132270 | PCC:1<br>SCC:1 | PCC:99<br>SCC:0 | 1      | Ant 0      | w/       | 6Cell   | 18.00                   | 17.78                          | 1.05           | -0.09            | 0.624                  | 0.66                 |
|          | LTE 71 | QPSK20M | Bottom        | 0                        | 133222                   | 1              | 0               | 1      | Ant 0      | w/       | 6Cell   | 20.50                   | 20.42                          | 1.02           | 0.09             | 0.483                  | 0.49                 |
|          | LTE 71 | QPSK20M | Bottom        | 0                        | 133222                   | 50             | 0               | 1      | Ant 0      | w/       | 6Cell   | 20.50                   | 20.24                          | 1.06           | -0.05            | 0.458                  | 0.49                 |
|          | LTE 71 | QPSK20M | Bottom        | 0                        | 133297                   | 1              | 0               | 1      | Ant 0      | w/       | 6Cell   | 20.50                   | 20.32                          | 1.04           | 0.11             | 0.526                  | 0.55                 |
| 53       | LTE 71 | QPSK20M | Bottom        | 0                        | 133372                   | 1              | 0               | 1      | Ant 0      | w/       | 6Cell   | 20.50                   | 20.39                          | 1.03           | 0                | 0.567                  | 0.58                 |
|          | LTE 71 | QPSK20M | Bottom        | 0                        | 133372                   | 1              | 0               | 2      | Ant 0      | w/       | 6Cell   | 20.50                   | 20.39                          | 1.03           | 0.12             | 0.541                  | 0.56                 |
|          | LTE 71 | QPSK20M | Bottom        | 0                        | 133372                   | 1              | 0               | 3      | Ant 0      | w/       | 4Cell   | 20.50                   | 20.39                          | 1.03           | 0.14             | 0.555                  | 0.57                 |
|          | LTE 71 | QPSK20M | Bottom        | 0                        | 133372                   | 1              | 0               | 4      | Ant 0      | w/       | 4Cell   | 20.50                   | 20.39                          | 1.03           | 0.17             | 0.529                  | 0.54                 |



# SAR Test Report

| Plot No. | Band      | Mode                 | Test Position | Separation Distance (mm) | Ch.    | RB  | offset | Sample | Ant Status | P-sensor | Battery | Max Tune-up Power (dBm) | Measured Conducted Power (dBm) | Scaling Factor | Power Drift (dB) | Measured SAR-1g (w/kg) | Scaled 1g SAR (w/kg) |
|----------|-----------|----------------------|---------------|--------------------------|--------|-----|--------|--------|------------|----------|---------|-------------------------|--------------------------------|----------------|------------------|------------------------|----------------------|
|          | 5G NR-n2  | DFT-S_15KHz QPSK20M  | Bottom        | 0                        | 380000 | 1   | 1      | 1      | Ant 0      | w/       | 6Cell   | 16.50                   | 15.88                          | 1.15           | 0.16             | 0.612                  | 0.70                 |
|          | 5G NR-n2  | DFT-S_15KHz QPSK20M  | Bottom        | 0                        | 380000 | 50  | 0      | 1      | Ant 0      | w/       | 6Cell   | 16.50                   | 15.77                          | 1.18           | 0.08             | 0.587                  | 0.69                 |
|          | 5G NR-n2  | DFT-S_15KHz QPSK20M  | Bottom        | 0                        | 380000 | 1   | 1      | 1      | Ant 1      | w/       | 6Cell   | 16.50                   | 15.88                          | 1.15           | -0.09            | 0.603                  | 0.69                 |
|          | 5G NR-n2  | DFT-S_15KHz QPSK20M  | Bottom        | 0                        | 380000 | 50  | 0      | 1      | Ant 1      | w/       | 6Cell   | 16.50                   | 15.77                          | 1.18           | -0.02            | 0.434                  | 0.51                 |
| 54       | 5G NR-n2  | DFT-S_15KHz QPSK20M  | Bottom        | 0                        | 372000 | 1   | 1      | 1      | Ant 0      | w/       | 6Cell   | 16.50                   | 15.74                          | 1.19           | -0.03            | 0.614                  | 0.73                 |
|          | 5G NR-n2  | DFT-S_15KHz QPSK20M  | Bottom        | 0                        | 376000 | 1   | 1      | 1      | Ant 0      | w/       | 6Cell   | 16.50                   | 15.61                          | 1.23           | 0.15             | 0.451                  | 0.55                 |
|          | 5G NR-n2  | DFT-S_15KHz QPSK20M  | Bottom        | 0                        | 372000 | 1   | 1      | 2      | Ant 0      | w/       | 6Cell   | 16.50                   | 15.74                          | 1.19           | 0.01             | 0.557                  | 0.66                 |
|          | 5G NR-n2  | DFT-S_15KHz QPSK20M  | Bottom        | 0                        | 372000 | 1   | 1      | 3      | Ant 0      | w/       | 4Cell   | 16.50                   | 15.74                          | 1.19           | 0.14             | 0.554                  | 0.66                 |
|          | 5G NR-n2  | DFT-S_15KHz QPSK20M  | Bottom        | 0                        | 372000 | 1   | 1      | 4      | Ant 0      | w/       | 4Cell   | 16.50                   | 15.74                          | 1.19           | -0.06            | 0.569                  | 0.68                 |
|          | 5G NR-n5  | DFT-S_15KHz QPSK20M  | Bottom        | 0                        | 167300 | 1   | 1      | 1      | Ant 0      | w/       | 6Cell   | 19.50                   | 19.20                          | 1.07           | 0.02             | 0.635                  | 0.68                 |
|          | 5G NR-n5  | DFT-S_15KHz QPSK20M  | Bottom        | 0                        | 167300 | 50  | 0      | 1      | Ant 0      | w/       | 6Cell   | 19.50                   | 19.05                          | 1.11           | 0.03             | 0.599                  | 0.66                 |
|          | 5G NR-n5  | DFT-S_15KHz QPSK20M  | Bottom        | 0                        | 166800 | 1   | 1      | 1      | Ant 0      | w/       | 6Cell   | 19.50                   | 19.18                          | 1.08           | 0.11             | 0.555                  | 0.60                 |
| 55       | 5G NR-n5  | DFT-S_15KHz QPSK20M  | Bottom        | 0                        | 167800 | 1   | 1      | 1      | Ant 0      | w/       | 6Cell   | 19.50                   | 19.15                          | 1.08           | -0.03            | 0.709                  | 0.77                 |
|          | 5G NR-n5  | DFT-S_15KHz QPSK20M  | Bottom        | 0                        | 167800 | 1   | 1      | 2      | Ant 0      | w/       | 6Cell   | 19.50                   | 19.15                          | 1.08           | 0.15             | 0.647                  | 0.70                 |
|          | 5G NR-n5  | DFT-S_15KHz QPSK20M  | Bottom        | 0                        | 167800 | 1   | 1      | 3      | Ant 0      | w/       | 4Cell   | 19.50                   | 19.15                          | 1.08           | 0.02             | 0.623                  | 0.67                 |
|          | 5G NR-n5  | DFT-S_15KHz QPSK20M  | Bottom        | 0                        | 167800 | 1   | 1      | 4      | Ant 0      | w/       | 4Cell   | 19.50                   | 19.15                          | 1.08           | 0.08             | 0.608                  | 0.66                 |
| 56       | 5G NR-n7  | DFT-S_15KHz QPSK20M  | Bottom        | 0                        | 502000 | 1   | 1      | 1      | Ant 1      | w/       | 6Cell   | 15.50                   | 14.51                          | 1.26           | -0.13            | 0.518                  | 0.65                 |
|          | 5G NR-n7  | DFT-S_15KHz QPSK20M  | Bottom        | 0                        | 502000 | 50  | 0      | 1      | Ant 1      | w/       | 6Cell   | 15.50                   | 14.43                          | 1.28           | 0.06             | 0.449                  | 0.57                 |
|          | 5G NR-n7  | DFT-S_15KHz QPSK20M  | Bottom        | 0                        | 507000 | 1   | 1      | 1      | Ant 1      | w/       | 6Cell   | 15.50                   | 14.45                          | 1.27           | 0.08             | 0.318                  | 0.40                 |
|          | 5G NR-n7  | DFT-S_15KHz QPSK20M  | Bottom        | 0                        | 512000 | 1   | 1      | 1      | Ant 1      | w/       | 6Cell   | 15.50                   | 14.49                          | 1.26           | 0.02             | 0.244                  | 0.31                 |
|          | 5G NR-n7  | DFT-S_15KHz QPSK20M  | Bottom        | 0                        | 502000 | 1   | 1      | 2      | Ant 1      | w/       | 6Cell   | 15.50                   | 14.51                          | 1.26           | -0.01            | 0.457                  | 0.58                 |
|          | 5G NR-n7  | DFT-S_15KHz QPSK20M  | Bottom        | 0                        | 502000 | 1   | 1      | 3      | Ant 1      | w/       | 4Cell   | 15.50                   | 14.51                          | 1.26           | 0.05             | 0.441                  | 0.56                 |
|          | 5G NR-n7  | DFT-S_15KHz QPSK20M  | Bottom        | 0                        | 502000 | 1   | 1      | 4      | Ant 1      | w/       | 4Cell   | 15.50                   | 14.51                          | 1.26           | 0.13             | 0.397                  | 0.50                 |
|          | 5G NR-n12 | DFT-S_15KHz QPSK15M  | Bottom        | 0                        | 141500 | 1   | 1      | 1      | Ant 0      | w/       | 6Cell   | 19.50                   | 19.27                          | 1.05           | 0.01             | 0.612                  | 0.64                 |
|          | 5G NR-n12 | DFT-S_15KHz QPSK15M  | Bottom        | 0                        | 141500 | 36  | 0      | 1      | Ant 0      | w/       | 6Cell   | 19.50                   | 19.07                          | 1.10           | 0.09             | 0.622                  | 0.68                 |
|          | 5G NR-n12 | DFT-S_15KHz QPSK15M  | Bottom        | 0                        | 141300 | 36  | 0      | 1      | Ant 0      | w/       | 6Cell   | 19.50                   | 19.06                          | 1.11           | -0.03            | 0.626                  | 0.69                 |
| 57       | 5G NR-n12 | DFT-S_15KHz QPSK15M  | Bottom        | 0                        | 141700 | 36  | 0      | 1      | Ant 0      | w/       | 6Cell   | 19.50                   | 19.03                          | 1.11           | -0.07            | 0.646                  | 0.72                 |
|          | 5G NR-n12 | DFT-S_15KHz QPSK15M  | Bottom        | 0                        | 141700 | 36  | 0      | 2      | Ant 0      | w/       | 6Cell   | 19.50                   | 19.03                          | 1.11           | 0.12             | 0.595                  | 0.66                 |
|          | 5G NR-n12 | DFT-S_15KHz QPSK15M  | Bottom        | 0                        | 141700 | 36  | 0      | 3      | Ant 0      | w/       | 4Cell   | 19.50                   | 19.03                          | 1.11           | 0.15             | 0.6078                 | 0.67                 |
|          | 5G NR-n12 | DFT-S_15KHz QPSK15M  | Bottom        | 0                        | 141700 | 36  | 0      | 4      | Ant 0      | w/       | 4Cell   | 19.50                   | 19.03                          | 1.11           | 0.16             | 0.576                  | 0.64                 |
|          | 5G NR-n41 | DFT-S_30KHz QPSK100M | Bottom        | 0                        | 509202 | 1   | 1      | 1      | Ant 1      | w/       | 6Cell   | 14.00                   | 13.86                          | 1.03           | -0.08            | 0.351                  | 0.36                 |
|          | 5G NR-n41 | DFT-S_30KHz QPSK100M | Bottom        | 0                        | 509202 | 135 | 0      | 1      | Ant 1      | w/       | 6Cell   | 14.00                   | 13.85                          | 1.04           | 0.01             | 0.498                  | 0.52                 |
|          | 5G NR-n41 | DFT-S_30KHz QPSK100M | Bottom        | 0                        | 513900 | 135 | 0      | 1      | Ant 1      | w/       | 6Cell   | 14.00                   | 13.56                          | 1.11           | 0.01             | 0.627                  | 0.70                 |
| 58       | 5G NR-n41 | DFT-S_30KHz QPSK100M | Bottom        | 0                        | 518598 | 135 | 0      | 1      | Ant 1      | w/       | 6Cell   | 14.00                   | 13.78                          | 1.05           | 0.05             | 0.707                  | 0.74                 |
|          | 5G NR-n41 | DFT-S_30KHz QPSK100M | Bottom        | 0                        | 523299 | 135 | 0      | 1      | Ant 1      | w/       | 6Cell   | 14.00                   | 13.70                          | 1.07           | 0.1              | 0.649                  | 0.69                 |
|          | 5G NR-n41 | DFT-S_30KHz QPSK100M | Bottom        | 0                        | 528000 | 135 | 0      | 1      | Ant 1      | w/       | 6Cell   | 14.00                   | 13.74                          | 1.06           | 0.07             | 0.585                  | 0.62                 |
|          | 5G NR-n41 | DFT-S_30KHz QPSK100M | Bottom        | 0                        | 518598 | 135 | 0      | 2      | Ant 1      | w/       | 6Cell   | 14.00                   | 13.78                          | 1.05           | 0.12             | 0.655                  | 0.69                 |
|          | 5G NR-n41 | DFT-S_30KHz QPSK100M | Bottom        | 0                        | 518598 | 135 | 0      | 3      | Ant 1      | w/       | 4Cell   | 14.00                   | 13.78                          | 1.05           | -0.07            | 0.667                  | 0.70                 |
|          | 5G NR-n41 | DFT-S_30KHz QPSK100M | Bottom        | 0                        | 518598 | 135 | 0      | 4      | Ant 1      | w/       | 4Cell   | 14.00                   | 13.78                          | 1.05           | 0.05             | 0.624                  | 0.66                 |



# SAR Test Report

| Plot No. | Band      | Mode                | Test Position | Separation Distance (mm) | Ch.    | RB | offset | Sample | Ant Status | P-sensor | Battery | Max Tune-up Power (dBm) | Measured Conducted Power (dBm) | Scaling Factor | Power Drift (dB) | Measured SAR-1g (w/kg) | Scaled 1g SAR (w/kg) |
|----------|-----------|---------------------|---------------|--------------------------|--------|----|--------|--------|------------|----------|---------|-------------------------|--------------------------------|----------------|------------------|------------------------|----------------------|
| 59       | 5G NR-n66 | DFT-S_15KHz QPSK20M | Bottom        | 0                        | 354000 | 1  | 1      | 1      | Ant 0      | w/       | 6Cell   | 15.50                   | 15.30                          | 1.05           | 0.03             | 0.562                  | <b>0.59</b>          |
|          | 5G NR-n66 | DFT-S_15KHz QPSK20M | Bottom        | 0                        | 354000 | 50 | 0      | 1      | Ant 0      | w/       | 6Cell   | 15.50                   | 15.16                          | 1.08           | 0.02             | 0.512                  | 0.55                 |
|          | 5G NR-n66 | DFT-S_15KHz QPSK20M | Bottom        | 0                        | 354000 | 1  | 1      | 1      | Ant 1      | w/       | 6Cell   | 15.50                   | 15.30                          | 1.05           | -0.04            | 0.402                  | 0.42                 |
|          | 5G NR-n66 | DFT-S_15KHz QPSK20M | Bottom        | 0                        | 354000 | 50 | 0      | 1      | Ant 1      | w/       | 6Cell   | 15.50                   | 15.16                          | 1.08           | 0.05             | 0.377                  | 0.41                 |
|          | 5G NR-n66 | DFT-S_15KHz QPSK20M | Bottom        | 0                        | 344000 | 1  | 1      | 1      | Ant 0      | w/       | 6Cell   | 15.50                   | 15.26                          | 1.06           | 0.02             | 0.427                  | 0.45                 |
|          | 5G NR-n66 | DFT-S_15KHz QPSK20M | Bottom        | 0                        | 349000 | 1  | 1      | 1      | Ant 0      | w/       | 6Cell   | 15.50                   | 15.11                          | 1.09           | 0.11             | 0.471                  | 0.51                 |
|          | 5G NR-n66 | DFT-S_15KHz QPSK20M | Bottom        | 0                        | 354000 | 1  | 1      | 2      | Ant 0      | w/       | 6Cell   | 15.50                   | 15.30                          | 1.05           | 0.14             | 0.546                  | 0.57                 |
|          | 5G NR-n66 | DFT-S_15KHz QPSK20M | Bottom        | 0                        | 354000 | 1  | 1      | 3      | Ant 0      | w/       | 4Cell   | 15.50                   | 15.30                          | 1.05           | 0.18             | 0.538                  | 0.56                 |
|          | 5G NR-n66 | DFT-S_15KHz QPSK20M | Bottom        | 0                        | 354000 | 1  | 1      | 4      | Ant 0      | w/       | 4Cell   | 15.50                   | 15.30                          | 1.05           | 0.15             | 0.507                  | 0.53                 |

| Plot No. | Band     | Mode            | Test Position | Separation Distance (mm) | Ch. | Sample | Ant Status | Battery | Duty Cycle | Crest Factor | Max Tune-up Power (dBm) | Measured Conducted Power (dBm) | Scaling Factor | Power Drift (dB) | Measured SAR-1g (w/kg) | Scaled 1g SAR (w/kg) |
|----------|----------|-----------------|---------------|--------------------------|-----|--------|------------|---------|------------|--------------|-------------------------|--------------------------------|----------------|------------------|------------------------|----------------------|
|          | WLAN2.4G | 802.11b         | Bottom        | 0                        | 1   | 1      | Ant 0      | 6Cell   | 99.90      | 1.00         | 16.00                   | 16.00                          | 1.00           | -0.17            | 0.509                  | 0.51                 |
| 60       | WLAN2.4G | 802.11b         | Bottom        | 0                        | 1   | 1      | Ant 1      | 6Cell   | 99.90      | 1.00         | 16.00                   | 16.00                          | 1.00           | -0.05            | 0.595                  | <b>0.60</b>          |
|          | WLAN2.4G | 802.11n HT40    | Bottom        | 0                        | 3   | 1      | Ant 0+1    | 6Cell   | 98.20      | 1.02         | 19.00                   | 18.95                          | 1.01           | -0.07            | 0.569                  | 0.59                 |
|          | WLAN2.4G | 802.11b         | Bottom        | 0                        | 6   | 1      | Ant 1      | 6Cell   | 99.90      | 1.00         | 16.00                   | 15.90                          | 1.02           | -0.11            | 0.574                  | 0.59                 |
|          | WLAN2.4G | 802.11b         | Bottom        | 0                        | 11  | 1      | Ant 1      | 6Cell   | 99.90      | 1.00         | 16.00                   | 15.85                          | 1.04           | -0.07            | 0.571                  | 0.59                 |
|          | WLAN2.4G | 802.11b         | Bottom        | 0                        | 12  | 1      | Ant 1      | 6Cell   | 99.90      | 1.00         | 16.00                   | 15.80                          | 1.05           | 0.18             | 0.549                  | 0.58                 |
|          | WLAN2.4G | 802.11b         | Bottom        | 0                        | 13  | 1      | Ant 1      | 6Cell   | 99.90      | 1.00         | 16.00                   | 15.83                          | 1.04           | -0.01            | 0.552                  | 0.57                 |
|          | WLAN2.4G | 802.11b         | Bottom        | 0                        | 1   | 2      | Ant 1      | 6Cell   | 99.90      | 1.00         | 16.00                   | 16.00                          | 1.00           | -0.16            | 0.539                  | 0.54                 |
|          | WLAN2.4G | 802.11b         | Bottom        | 0                        | 1   | 3      | Ant 1      | 4Cell   | 99.90      | 1.00         | 16.00                   | 16.00                          | 1.00           | 0.12             | 0.579                  | 0.58                 |
|          | WLAN2.4G | 802.11b         | Bottom        | 0                        | 1   | 4      | Ant 1      | 4Cell   | 99.90      | 1.00         | 16.00                   | 16.00                          | 1.00           | -0.15            | 0.521                  | 0.52                 |
|          | WLAN5.3G | 802.11ac VHT160 | Bottom        | 0                        | 50  | 1      | Ant 0      | 6Cell   | 98.70      | 1.01         | 14.50                   | 14.40                          | 1.02           | 0.03             | 0.819                  | 0.84                 |
|          | WLAN5.3G | 802.11ac VHT160 | Bottom        | 0                        | 50  | 1      | Ant 1      | 6Cell   | 98.80      | 1.01         | 13.00                   | 12.97                          | 1.01           | -0.02            | 0.589                  | 0.60                 |
| 61       | WLAN5.3G | 802.11ac VHT160 | Bottom        | 0                        | 50  | 1      | Ant 0+1    | 6Cell   | 97.80      | 1.02         | 17.50                   | 17.43                          | 1.02           | -0.12            | 1.01                   | <b>1.05</b>          |
|          | WLAN5.3G | 802.11ac VHT160 | Bottom        | 0                        | 50  | 2      | Ant 0+1    | 6Cell   | 97.80      | 1.02         | 17.50                   | 17.43                          | 1.02           | -0.03            | 0.928                  | 0.97                 |
|          | WLAN5.3G | 802.11ac VHT160 | Bottom        | 0                        | 50  | 3      | Ant 0+1    | 4Cell   | 97.80      | 1.02         | 17.50                   | 17.43                          | 1.02           | -0.12            | 0.937                  | 0.97                 |
|          | WLAN5.3G | 802.11ac VHT160 | Bottom        | 0                        | 50  | 4      | Ant 0+1    | 4Cell   | 97.80      | 1.02         | 17.50                   | 17.43                          | 1.02           | 0.01             | 0.907                  | 0.94                 |
|          | WLAN5.3G | 802.11ac VHT160 | Bottom        | 0                        | 50  | 1      | Ant 0+1    | 6Cell   | 97.80      | 1.02         | 17.50                   | 17.43                          | 1.02           | 0.08             | 0.985                  | 1.02                 |
|          | WLAN5.6G | 802.11ac VHT160 | Bottom        | 0                        | 114 | 1      | Ant 0      | 6Cell   | 98.70      | 1.01         | 12.00                   | 11.92                          | 1.02           | 0.05             | 0.461                  | 0.47                 |
| 62       | WLAN5.6G | 802.11ac VHT160 | Bottom        | 0                        | 114 | 1      | Ant 1      | 6Cell   | 98.80      | 1.01         | 13.00                   | 12.93                          | 1.02           | -0.15            | 0.786                  | <b>0.81</b>          |
|          | WLAN5.6G | 802.11ac VHT160 | Bottom        | 0                        | 114 | 1      | Ant 0+1    | 6Cell   | 97.80      | 1.02         | 15.00                   | 14.95                          | 1.01           | 0.07             | 0.666                  | 0.69                 |
|          | WLAN5.6G | 802.11ac VHT160 | Bottom        | 0                        | 114 | 2      | Ant 1      | 6Cell   | 98.80      | 1.01         | 13.00                   | 12.93                          | 1.02           | -0.03            | 0.677                  | 0.70                 |
|          | WLAN5.6G | 802.11ac VHT160 | Bottom        | 0                        | 114 | 3      | Ant 1      | 4Cell   | 98.80      | 1.01         | 13.00                   | 12.93                          | 1.02           | 0.07             | 0.744                  | 0.77                 |
|          | WLAN5.6G | 802.11ac VHT160 | Bottom        | 0                        | 114 | 4      | Ant 1      | 4Cell   | 98.80      | 1.01         | 13.00                   | 12.93                          | 1.02           | -0.09            | 0.631                  | 0.65                 |
|          | WLAN5.8G | 802.11ac VHT80  | Bottom        | 0                        | 155 | 1      | Ant 0      | 6Cell   | 98.90      | 1.01         | 12.00                   | 11.90                          | 1.02           | -0.07            | 0.646                  | 0.67                 |
| 63       | WLAN5.8G | 802.11ac VHT80  | Bottom        | 0                        | 155 | 1      | Ant 1      | 6Cell   | 97.60      | 1.02         | 13.50                   | 13.50                          | 1.00           | -0.03            | 0.987                  | <b>1.01</b>          |
|          | WLAN5.8G | 802.11ac VHT80  | Bottom        | 0                        | 155 | 1      | Ant 0+1    | 6Cell   | 97.80      | 1.02         | 15.50                   | 15.37                          | 1.03           | 0.11             | 0.887                  | 0.93                 |
|          | WLAN5.8G | 802.11ac VHT80  | Bottom        | 0                        | 155 | 2      | Ant 1      | 6Cell   | 97.60      | 1.02         | 13.50                   | 13.50                          | 1.00           | -0.05            | 0.959                  | 0.98                 |
|          | WLAN5.8G | 802.11ac VHT80  | Bottom        | 0                        | 155 | 3      | Ant 1      | 4Cell   | 97.60      | 1.02         | 13.50                   | 13.50                          | 1.00           | 0.1              | 0.956                  | 0.98                 |
|          | WLAN5.8G | 802.11ac VHT80  | Bottom        | 0                        | 155 | 4      | Ant 1      | 4Cell   | 97.60      | 1.02         | 13.50                   | 13.50                          | 1.00           | 0.13             | 0.895                  | 0.91                 |
|          | WLAN5.8G | 802.11ac VHT80  | Bottom        | 0                        | 155 | 1      | Ant 1      | 6Cell   | 97.60      | 1.02         | 13.50                   | 13.50                          | 1.00           | -0.02            | 0.972                  | 0.99                 |
|          | BT       | BDR             | Bottom        | 0                        | 78  | 1      | Ant 1      | 6Cell   | 77.06      | 1.30         | 10.50                   | 10.37                          | 1.03           | 0.13             | 0.083                  | 0.11                 |
| 64       | BT       | BDR             | Bottom        | 0                        | 0   | 1      | Ant 1      | 6Cell   | 77.06      | 1.30         | 10.50                   | 8.91                           | 1.44           | -0.08            | 0.107                  | <b>0.20</b>          |
|          | BT       | BDR             | Bottom        | 0                        | 39  | 1      | Ant 1      | 6Cell   | 77.06      | 1.30         | 10.50                   | 9.34                           | 1.31           | 0.05             | 0.095                  | 0.16                 |
|          | BT       | BDR             | Bottom        | 0                        | 0   | 2      | Ant 1      | 6Cell   | 77.06      | 1.30         | 10.50                   | 8.91                           | 1.44           | -0.09            | 0.083                  | 0.16                 |
|          | BT       | BDR             | Bottom        | 0                        | 0   | 3      | Ant 1      | 4Cell   | 77.06      | 1.30         | 10.50                   | 8.91                           | 1.44           | 0.12             | 0.092                  | 0.17                 |
|          | BT       | BDR             | Bottom        | 0                        | 0   | 4      | Ant 1      | 4Cell   | 77.06      | 1.30         | 10.50                   | 8.91                           | 1.44           | 0.07             | 0.074                  | 0.14                 |

# SAR Test Report

## 4.7.3 SAR Measurement Variability

According to KDB 865664 D01, SAR measurement variability was assessed for each frequency band, which is determined by the SAR probe calibration point and tissue-equivalent medium used for the device measurements. When both head and body tissue-equivalent media are required for SAR measurements in a frequency band, the variability measurement procedures should be applied to the tissue medium with the highest measured SAR, using the highest measured SAR configuration for that tissue-equivalent medium. Alternatively, if the highest measured SAR for both head and body tissue-equivalent media are  $\leq 1.45$  W/kg and the ratio of these highest SAR values, i.e., largest divided by smallest value, is  $\leq 1.10$ , the highest SAR configuration for either head or body tissue-equivalent medium maybe used to perform the repeated measurement. These additional measurements are repeated after the completion of all measurements requiring the same head or body tissue-equivalent medium in a frequency band. The test device should be returned to ambient conditions (normal room temperature) with the battery fully charged before it is re-mounted on the device holder for the repeated measurement(s) to minimize any unexpected variations in the repeated results.

SAR repeated measurement procedure:

1. When the highest measured SAR is  $< 0.80$  W/kg, repeated measurement is not required.
2. When the highest measured SAR is  $\geq 0.80$  W/kg, repeat that measurement once.
3. If the ratio of largest to smallest SAR for the original and first repeated measurements is  $> 1.20$ , or when the original or repeated measurement is  $\geq 1.45$  W/kg, perform a second repeated measurement.
4. If the ratio of largest to smallest SAR for the original, first and second repeated measurements is  $> 1.20$ , and the original, first or second repeated measurement is  $\geq 1.5$  W/kg, perform a third repeated measurement.

### Tablet Mode

| Band     | Mode            | Test Position | Ch.   | Original Measured SAR-1g (W/kg) | 1st Repeated SAR-1g (W/kg) | L/S Ratio | 2nd Repeated SAR-1g (W/kg) | L/S Ratio | 3rd Repeated SAR-1g (W/kg) | L/S Ratio |
|----------|-----------------|---------------|-------|---------------------------------|----------------------------|-----------|----------------------------|-----------|----------------------------|-----------|
| WCDMA V  | RMC12.2K        | Rear Face     | 4132  | 0.973                           | 0.951                      | 1.02      | N/A                        | N/A       | N/A                        | N/A       |
| LTE14    | QPSK10M         | Rear Face     | 23330 | 1.01                            | 0.989                      | 1.02      | N/A                        | N/A       | N/A                        | N/A       |
| LTE17    | QPSK20M         | Rear Face     | 23780 | 1.06                            | 1.01                       | 1.05      | N/A                        | N/A       | N/A                        | N/A       |
| LTE30    | QPSK10M         | Rear Face     | 27710 | 1.01                            | 0.989                      | 1.02      | N/A                        | N/A       | N/A                        | N/A       |
| LTE42    | QPSK20M         | Rear Face     | 41690 | 0.994                           | 0.979                      | 1.02      | N/A                        | N/A       | N/A                        | N/A       |
| WLAN2.4G | 802.11b         | Rear Face     | 6     | 1.03                            | 0.991                      | 1.04      | N/A                        | N/A       | N/A                        | N/A       |
| WLAN5.2G | 802.11ac VHT80  | Top Side      | 42    | 1.16                            | 1.11                       | 1.05      | N/A                        | N/A       | N/A                        | N/A       |
| WLAN5.6G | 802.11ac VHT160 | Top Side      | 114   | 1.06                            | 1.02                       | 1.04      | N/A                        | N/A       | N/A                        | N/A       |
| WLAN5.8G | 802.11ac VHT80  | Top Side      | 155   | 1.17                            | 1.08                       | 1.08      | N/A                        | N/A       | N/A                        | N/A       |

### Laptop Mode

| Band     | Mode            | Test Position | Ch.   | Original Measured SAR-1g (W/kg) | 1st Repeated SAR-1g (W/kg) | L/S Ratio | 2nd Repeated SAR-1g (W/kg) | L/S Ratio | 3rd Repeated SAR-1g (W/kg) | L/S Ratio |
|----------|-----------------|---------------|-------|---------------------------------|----------------------------|-----------|----------------------------|-----------|----------------------------|-----------|
| WCDMA IV | RMC12.2K        | Bottom        | 1513  | 0.888                           | 0.852                      | 1.04      | N/A                        | N/A       | N/A                        | N/A       |
| WCDMA V  | RMC12.2K        | Bottom        | 4233  | 0.907                           | 0.888                      | 1.02      | N/A                        | N/A       | N/A                        | N/A       |
| LTE42    | QPSK20M         | Bottom        | 41690 | 1.01                            | 0.978                      | 1.03      | N/A                        | N/A       | N/A                        | N/A       |
| WLAN5.3G | 802.11ac VHT160 | Bottom        | 50    | 1.01                            | 0.985                      | 1.03      | N/A                        | N/A       | N/A                        | N/A       |
| WLAN5.6G | 802.11ac VHT80  | Bottom        | 138   | 0.838                           | 0.819                      | 1.02      | N/A                        | N/A       | N/A                        | N/A       |
| WLAN5.8G | 802.11ac VHT80  | Bottom        | 155   | 0.987                           | 0.972                      | 1.02      | N/A                        | N/A       | N/A                        | N/A       |

## 4.7.4 Simultaneous Multi-band Transmission Evaluation

### <Possibilities of Simultaneous Transmission>

The simultaneous transmission possibilities for this device are listed as below.

| Simultaneous TX Combination | Capable Transmit Configurations | Body Exposure Condition |
|-----------------------------|---------------------------------|-------------------------|
| 1                           | WWAN + WLAN2.4G_Ant0            | Yes                     |
| 2                           | WWAN + WLAN2.4G_Ant1            | Yes                     |
| 3                           | WWAN + WLAN5G_Ant0              | Yes                     |
| 4                           | WWAN + WLAN5G_Ant1              | Yes                     |
| 5                           | WWAN + BT_Ant1                  | Yes                     |
| 6                           | WWAN + WLAN2.4G_Ant0+BT_Ant1    | Yes                     |
| 7                           | WWAN + WLAN5G_Ant0+BT_Ant1      | Yes                     |
| 8                           | WWAN + WLAN2.4G_Ant0+1          | Yes                     |
| 9                           | WWAN + WLAN5G_Ant0+1            | Yes                     |
| 10                          | WWAN + WLAN5G_Ant0+1+BT_Ant1    | Yes                     |

### Note :

1. The WLAN 2.4G and WLAN 5G cannot transmit simultaneously.
2. Combination 1 is covered by Combination 6
3. Combination 3 is covered by Combination 7
4. Combination 5 is covered by Combination 10
5. Combination 9 is covered by Combination 10"



## SAR Test Report

---

### <SAR Summation Analysis>

Simultaneous transmission SAR test exclusion is determined for each operating configuration and exposure condition according to the reported standalone SAR of each applicable simultaneous transmitting antenna. When the sum of SAR<sub>1g</sub> of all simultaneously transmitting antennas in an operating mode and exposure condition combination is within the SAR limit(SAR<sub>1g</sub> 1.6 W/kg), the simultaneous transmission SAR is not required. When the sum of SAR<sub>1g</sub> is greater than the SAR limit (SAR<sub>1g</sub> 1.6 W/kg), SAR test exclusion is determined by the SPLSR.

Refer to Appendix G



## SAR Test Report

---

### <SAR to Peak Location Separation Ratio Analysis>

The simultaneous transmitting antennas in each operating mode and exposure condition combination are considered one pair at a time to determine the SPLSR. When SAR is measured for both antennas in the pair, the peak location separation distance is computed by the following formula.

$$\text{Peak Location Separation Distance} = \sqrt{(x_1 - x_2)^2 + (y_1 - y_2)^2 + (z_1 - z_2)^2}$$

Where  $(x_1, y_1, z_1)$  and  $(x_2, y_2, z_2)$  are the coordinates of the extrapolated peak SAR locations in the area or zoom scans.

When standalone test exclusion applies, SAR is estimated; the peak location is assumed to be at the feed-point or geometric center of the antenna. Due to curvatures on the SAM phantom, when SAR is estimated for one of the antennas in an antenna pair, the measured peak SAR location will be translated onto the test device to determine the peak location separation for the antenna pair.

The SPLSR is determined by the following formula.

$$\text{SPLSR} = \frac{(\text{SAR}_1 + \text{SAR}_2)^{1.5}}{R_i}$$

Where  $\text{SAR}_1$  and  $\text{SAR}_2$  are the highest reported or estimated SAR for each antenna in the pair, and  $R_i$  is the separation distance between the peak SAR locations for the antenna pair in mm.

When the SPLSR is  $\leq 0.04$ , the simultaneous transmission SAR is not required. Otherwise, the enlarged zoom scan and volume scan post-processing procedures will be performed.

Refer to Appendix H

**Test Engineer :** Sam Onn, and Willy Chang

## 5. Calibration of Test Equipment

| Equipment                            | Manufacturer | Model                 | SN         | Cal. Date     | Cal. Interval |
|--------------------------------------|--------------|-----------------------|------------|---------------|---------------|
| System Validation Dipole             | SPEAG        | D750V3                | 1013       | Aug. 23, 2019 | 1 Year        |
| System Validation Dipole             | SPEAG        | D835V2                | 4d121      | Aug. 23, 2019 | 1 Year        |
| System Validation Dipole             | SPEAG        | D1750V2               | 1055       | Aug. 23, 2019 | 1 Year        |
| System Validation Dipole             | SPEAG        | D1900V2               | 5d036      | Jan. 21, 2020 | 1 Year        |
| System Validation Dipole             | SPEAG        | D2300V2               | 1004       | Jan. 21, 2020 | 1 Year        |
| System Validation Dipole             | SPEAG        | D2450V2               | 737        | Aug. 26, 2019 | 1 Year        |
| System Validation Dipole             | SPEAG        | D2600V2               | 1020       | Aug. 26, 2019 | 1 Year        |
| System Validation Dipole             | SPEAG        | D3500V2               | 1007       | Feb. 25, 2020 | 1 Year        |
| System Validation Dipole             | SPEAG        | D3700V2               | 1017       | Sep. 24, 2019 | 1 Year        |
| System Validation Dipole             | SPEAG        | D5GHzV2               | 1019       | Mar. 13, 2020 | 1 Year        |
| Dosimetric E-Field Probe             | SPEAG        | EX3DV4                | 3650       | Mar. 25, 2020 | 1 Year        |
| Dosimetric E-Field Probe             | SPEAG        | EX3DV4                | 3971       | Jan. 27, 2020 | 1 Year        |
| Dosimetric E-Field Probe             | SPEAG        | EX3DV4                | 3898       | Jun. 27, 2019 | 1 Year        |
| Dosimetric E-Field Probe             | SPEAG        | EX3DV4                | 7472       | Aug. 30, 2019 | 1 Year        |
| Dosimetric E-Field Probe             | SPEAG        | EX3DV4                | 7537       | Jun. 18, 2019 | 1 Year        |
| Dosimetric E-Field Probe             | SPEAG        | EX3DV4                | 3820       | Jun. 25, 2020 | 1 Year        |
| Data Acquisition Electronics         | SPEAG        | DAE3                  | 579        | Aug. 27, 2019 | 1 Year        |
| Data Acquisition Electronics         | SPEAG        | DAE4                  | 914        | Jun. 20, 2019 | 1 Year        |
| Data Acquisition Electronics         | SPEAG        | DAE4                  | 1431       | Mar. 18, 2020 | 1 Year        |
| Data Acquisition Electronics         | SPEAG        | DAE4                  | 1277       | Jan. 24, 2020 | 1 Year        |
| Data Acquisition Electronics         | SPEAG        | DAE4                  | 1585       | Jun. 07, 2019 | 1 Year        |
| Data Acquisition Electronics         | SPEAG        | DAE4                  | 393        | Apr. 30, 2020 | 1 Year        |
| Radio Communication Analyzer         | Anritsu      | MT8821C               | 6201381727 | Jun. 14, 2019 | 1 Year        |
| Universal Radio Communication Tester | Anritsu      | MT8821C               | 6261786083 | Jun. 27, 2019 | 1 Year        |
| Universal Radio Communication Tester | Anritsu      | MT8821C               | 6261786083 | Jun. 19, 2020 | 1 Year        |
| Spectrum Analyzer                    | R&S          | FSL6                  | 102006     | Mar. 26, 2020 | 1 Year        |
| ENA Series Network Analyzer          | Agilent      | E5071C                | MY46214281 | Jun. 17, 2019 | 1 Year        |
| ENA Series Network Analyzer          | Agilent      | E5071C                | MY46214281 | Jun. 19, 2020 | 1 Year        |
| Universal Wireless Test Set          | Anritsu      | MT8870A/MU8<br>87000A | 6201699387 | Oct. 07, 2019 | 1 Year        |
| Thermometer                          | YFE          | YF-160A               | 120702365  | Aug. 06, 2019 | 1 Year        |
| Thermometer                          | YFE          | YF-160A               | 150601220  | May. 25, 2020 | 1 Year        |
| Dielectric Assessment Kit            | SPEAG        | DAK-3.5               | 1151       | Aug. 20, 2019 | 1 Year        |
| Powersource1                         | SPEAG        | SE_UMS_160<br>BA      | 4010       | Aug. 21, 2019 | 1 Year        |

## 6. Measurement Uncertainty

| Source of Uncertainty                                | Uncertainty (± %) | Probability Distribution | Divisor | Ci (1g) | Ci (10g) | Standard Uncertainty (± %, 1g) | Standard Uncertainty (± %, 10g) | Vi |
|------------------------------------------------------|-------------------|--------------------------|---------|---------|----------|--------------------------------|---------------------------------|----|
| <b>Measurement System</b>                            |                   |                          |         |         |          |                                |                                 |    |
| Probe Calibration                                    | 6.0               | Normal                   | 1       | 1       | 1        | 6.0                            | 6.0                             | ∞  |
| Axial Isotropy                                       | 4.7               | Rectangular              | √3      | √0.5    | √0.5     | 1.9                            | 1.9                             | ∞  |
| Hemispherical Isotropy                               | 9.6               | Rectangular              | √3      | √0.5    | √0.5     | 3.9                            | 3.9                             | ∞  |
| Boundary Effect                                      | 1.0               | Rectangular              | √3      | 1       | 1        | 0.6                            | 0.6                             | ∞  |
| Linearity                                            | 4.7               | Rectangular              | √3      | 1       | 1        | 2.7                            | 2.7                             | ∞  |
| Detection Limits                                     | 0.25              | Rectangular              | √3      | 1       | 1        | 0.14                           | 0.14                            | ∞  |
| Probe Modulation Response                            | 4.8               | Rectangular              | √3      | 1       | 1        | 2.8                            | 2.8                             | ∞  |
| Readout Electronics                                  | 0.3               | Normal                   | 1       | 1       | 1        | 0.3                            | 0.3                             | ∞  |
| Response Time                                        | 0.0               | Rectangular              | √3      | 1       | 1        | 0.0                            | 0.0                             | ∞  |
| Integration Time                                     | 1.7               | Rectangular              | √3      | 1       | 1        | 1.0                            | 1.0                             | ∞  |
| RF Ambient Conditions – Noise                        | 3.0               | Rectangular              | √3      | 1       | 1        | 1.7                            | 1.7                             | ∞  |
| RF Ambient Conditions – Reflections                  | 3.0               | Rectangular              | √3      | 1       | 1        | 1.7                            | 1.7                             | ∞  |
| Probe Positioner Mechanical Tolerance                | 0.02              | Rectangular              | √3      | 1       | 1        | 0.01                           | 0.01                            | ∞  |
| Probe Positioning with Respect to Phantom            | 0.4               | Rectangular              | √3      | 1       | 1        | 0.2                            | 0.2                             | ∞  |
| Post-processing                                      | 2.0               | Rectangular              | √3      | 1       | 1        | 1.2                            | 1.2                             | ∞  |
| <b>Test Sample Related</b>                           |                   |                          |         |         |          |                                |                                 |    |
| Test Sample Positioning                              | 2.82 / 1.60       | Normal                   | 1       | 1       | 1        | 2.8                            | 1.6                             | 35 |
| Device Holder Uncertainty                            | 2.55 / 2.76       | Normal                   | 1       | 1       | 1        | 2.6                            | 2.8                             | 7  |
| Power Drift of Measurement                           | 5.0               | Rectangular              | √3      | 1       | 1        | 2.9                            | 2.9                             | ∞  |
| PowerScaling                                         | 0.0               | Rectangular              | √3      | 1       | 1        | 0.0                            | 0.0                             | ∞  |
| <b>Phantom and Setup</b>                             |                   |                          |         |         |          |                                |                                 |    |
| Phantom Uncertainty (Shape and Thickness Tolerances) | 5.7               | Rectangular              | √3      | 1       | 1        | 3.3                            | 3.3                             | ∞  |
| Liquid Conductivity (Temperature Uncertainty)        | 2.58              | Rectangular              | √3      | 0.78    | 0.71     | 1.2                            | 1.1                             | ∞  |
| Liquid Conductivity (Measured)                       | 2.95              | Normal                   | 1       | 0.78    | 0.71     | 2.3                            | 2.1                             | 61 |
| Liquid Permittivity (Temperature Uncertainty)        | 1.97              | Rectangular              | √3      | 0.23    | 0.26     | 0.3                            | 0.3                             | ∞  |
| Liquid Permittivity (Measured)                       | 3.04              | Normal                   | 1       | 0.23    | 0.26     | 0.7                            | 0.8                             | 47 |
| <b>Combined Standard Uncertainty</b>                 |                   |                          |         |         |          | ± 10.9 %                       | ± 10.7 %                        |    |
| <b>Expanded Uncertainty (K=2)</b>                    |                   |                          |         |         |          | ± 21.8 %                       | ± 21.4 %                        |    |

**Head SAR Uncertainty Budget for Frequency Range of 300 MHz to 3 GHz**

# SAR Test Report

| Source of Uncertainty                                | Uncertainty<br>(± %) | Probability<br>Distribution | Divisor | Ci<br>(1g) | Ci<br>(10g) | Standard<br>Uncertainty<br>(± %, 1g) | Standard<br>Uncertainty<br>(± %, 10g) | Vi |
|------------------------------------------------------|----------------------|-----------------------------|---------|------------|-------------|--------------------------------------|---------------------------------------|----|
| <b>Measurement System</b>                            |                      |                             |         |            |             |                                      |                                       |    |
| Probe Calibration                                    | 6.55                 | Normal                      | 1       | 1          | 1           | 6.55                                 | 6.55                                  | ∞  |
| Axial Isotropy                                       | 4.7                  | Rectangular                 | √3      | 0.7        | 0.7         | 1.9                                  | 1.9                                   | ∞  |
| Hemispherical Isotropy                               | 9.6                  | Rectangular                 | √3      | 0.7        | 0.7         | 3.9                                  | 3.9                                   | ∞  |
| Boundary Effect                                      | 2.0                  | Rectangular                 | √3      | 1          | 1           | 1.2                                  | 1.2                                   | ∞  |
| Linearity                                            | 4.7                  | Rectangular                 | √3      | 1          | 1           | 2.7                                  | 2.7                                   | ∞  |
| Detection Limits                                     | 0.25                 | Rectangular                 | √3      | 1          | 1           | 0.14                                 | 0.14                                  | ∞  |
| Probe Modulation Response                            | 4.8                  | Rectangular                 | √3      | 1          | 1           | 2.8                                  | 2.8                                   | ∞  |
| Readout Electronics                                  | 0.3                  | Normal                      | 1       | 1          | 1           | 0.3                                  | 0.3                                   | ∞  |
| Response Time                                        | 0.0                  | Rectangular                 | √3      | 1          | 1           | 0.0                                  | 0.0                                   | ∞  |
| Integration Time                                     | 1.7                  | Rectangular                 | √3      | 1          | 1           | 1.0                                  | 1.0                                   | ∞  |
| RF Ambient Conditions – Noise                        | 3.0                  | Rectangular                 | √3      | 1          | 1           | 1.7                                  | 1.7                                   | ∞  |
| RF Ambient Conditions – Reflections                  | 3.0                  | Rectangular                 | √3      | 1          | 1           | 1.7                                  | 1.7                                   | ∞  |
| Probe Positioner Mechanical Tolerance                | 0.04                 | Rectangular                 | √3      | 1          | 1           | 0.02                                 | 0.02                                  | ∞  |
| Probe Positioning with Respect to Phantom            | 0.8                  | Rectangular                 | √3      | 1          | 1           | 0.5                                  | 0.5                                   | ∞  |
| Post-processing                                      | 4.0                  | Rectangular                 | √3      | 1          | 1           | 2.3                                  | 2.3                                   | ∞  |
| <b>Test Sample Related</b>                           |                      |                             |         |            |             |                                      |                                       |    |
| Test Sample Positioning                              | 2.82 / 1.60          | Normal                      | 1       | 1          | 1           | 2.8                                  | 1.6                                   | 35 |
| Device Holder Uncertainty                            | 2.55 / 2.76          | Normal                      | 1       | 1          | 1           | 2.6                                  | 2.8                                   | 7  |
| Power Drift of Measurement                           | 5.0                  | Rectangular                 | √3      | 1          | 1           | 2.9                                  | 2.9                                   | ∞  |
| PowerScaling                                         | 0.0                  | Rectangular                 | √3      | 1          | 1           | 0.0                                  | 0.0                                   | ∞  |
| <b>Phantom and Setup</b>                             |                      |                             |         |            |             |                                      |                                       |    |
| Phantom Uncertainty (Shape and Thickness Tolerances) | 6.2                  | Rectangular                 | √3      | 1          | 1           | 3.6                                  | 3.6                                   | ∞  |
| Liquid Conductivity (Temperature Uncertainty)        | 2.58                 | Rectangular                 | √3      | 0.78       | 0.71        | 1.2                                  | 1.1                                   | ∞  |
| Liquid Conductivity (Measured)                       | 2.95                 | Normal                      | 1       | 0.78       | 0.71        | 2.3                                  | 2.1                                   | 61 |
| Liquid Permittivity (Temperature Uncertainty)        | 1.97                 | Rectangular                 | √3      | 0.23       | 0.26        | 0.3                                  | 0.3                                   | ∞  |
| Liquid Permittivity (Measured)                       | 3.04                 | Normal                      | 1       | 0.23       | 0.26        | 0.7                                  | 0.8                                   | 47 |
| <b>Combined Standard Uncertainty</b>                 |                      |                             |         |            |             | ± 11.6 %                             | ± 11.3 %                              |    |
| <b>Expanded Uncertainty (K=2)</b>                    |                      |                             |         |            |             | ± 23.2 %                             | ± 22.6 %                              |    |

## Head SAR Uncertainty Budget for Frequency Range of 3 GHz to 6 GHz

# SAR Test Report

| Source of Uncertainty                                | Uncertainty<br>(± %) | Probability<br>Distribution | Divisor | Ci<br>(1g) | Ci<br>(10g) | Standard<br>Uncertainty<br>(± %, 1g) | Standard<br>Uncertainty<br>(± %, 10g) | Vi |
|------------------------------------------------------|----------------------|-----------------------------|---------|------------|-------------|--------------------------------------|---------------------------------------|----|
| <b>Measurement System</b>                            |                      |                             |         |            |             |                                      |                                       |    |
| Probe Calibration                                    | 6.0                  | Normal                      | 1       | 1          | 1           | 6.0                                  | 6.0                                   | ∞  |
| Axial Isotropy                                       | 4.7                  | Rectangular                 | √3      | √0.5       | √0.5        | 1.9                                  | 1.9                                   | ∞  |
| Hemispherical Isotropy                               | 9.6                  | Rectangular                 | √3      | √0.5       | √0.5        | 3.9                                  | 3.9                                   | ∞  |
| Boundary Effect                                      | 1.0                  | Rectangular                 | √3      | 1          | 1           | 0.6                                  | 0.6                                   | ∞  |
| Linearity                                            | 4.7                  | Rectangular                 | √3      | 1          | 1           | 2.7                                  | 2.7                                   | ∞  |
| Detection Limits                                     | 0.25                 | Rectangular                 | √3      | 1          | 1           | 0.14                                 | 0.14                                  | ∞  |
| Probe Modulation Response                            | 4.8                  | Rectangular                 | √3      | 1          | 1           | 2.8                                  | 2.8                                   | ∞  |
| Readout Electronics                                  | 0.3                  | Normal                      | 1       | 1          | 1           | 0.3                                  | 0.3                                   | ∞  |
| Response Time                                        | 0.0                  | Rectangular                 | √3      | 1          | 1           | 0.0                                  | 0.0                                   | ∞  |
| Integration Time                                     | 1.7                  | Rectangular                 | √3      | 1          | 1           | 1.0                                  | 1.0                                   | ∞  |
| RF Ambient Conditions – Noise                        | 3.0                  | Rectangular                 | √3      | 1          | 1           | 1.7                                  | 1.7                                   | ∞  |
| RF Ambient Conditions – Reflections                  | 3.0                  | Rectangular                 | √3      | 1          | 1           | 1.7                                  | 1.7                                   | ∞  |
| Probe Positioner Mechanical Tolerance                | 0.02                 | Rectangular                 | √3      | 1          | 1           | 0.01                                 | 0.01                                  | ∞  |
| Probe Positioning with Respect to Phantom            | 0.4                  | Rectangular                 | √3      | 1          | 1           | 0.2                                  | 0.2                                   | ∞  |
| Post-processing                                      | 2.0                  | Rectangular                 | √3      | 1          | 1           | 1.2                                  | 1.2                                   | ∞  |
| <b>Test Sample Related</b>                           |                      |                             |         |            |             |                                      |                                       |    |
| Test Sample Positioning                              | 3.68 / 1.73          | Normal                      | 1       | 1          | 1           | 3.7                                  | 1.7                                   | 29 |
| Device Holder Uncertainty                            | 2.55 / 2.76          | Normal                      | 1       | 1          | 1           | 2.6                                  | 2.8                                   | 7  |
| Power Drift of Measurement                           | 5.0                  | Rectangular                 | √3      | 1          | 1           | 2.9                                  | 2.9                                   | ∞  |
| PowerScaling                                         | 0.0                  | Rectangular                 | √3      | 1          | 1           | 0.0                                  | 0.0                                   | ∞  |
| <b>Phantom and Setup</b>                             |                      |                             |         |            |             |                                      |                                       |    |
| Phantom Uncertainty (Shape and Thickness Tolerances) | 7.2                  | Rectangular                 | √3      | 1          | 1           | 4.2                                  | 4.2                                   | ∞  |
| Liquid Conductivity (Temperature Uncertainty)        | 2.58                 | Rectangular                 | √3      | 0.78       | 0.71        | 1.2                                  | 1.1                                   | ∞  |
| Liquid Conductivity (Measured)                       | 2.95                 | Normal                      | 1       | 0.78       | 0.71        | 2.3                                  | 2.1                                   | 61 |
| Liquid Permittivity (Temperature Uncertainty)        | 1.97                 | Rectangular                 | √3      | 0.23       | 0.26        | 0.3                                  | 0.3                                   | ∞  |
| Liquid Permittivity (Measured)                       | 3.04                 | Normal                      | 1       | 0.23       | 0.26        | 0.7                                  | 0.8                                   | 47 |
| <b>Combined Standard Uncertainty</b>                 |                      |                             |         |            |             | ± 11.5 %                             | ± 11.0 %                              |    |
| <b>Expanded Uncertainty (K=2)</b>                    |                      |                             |         |            |             | ± 23.0 %                             | ± 22.0 %                              |    |

## Body SAR Uncertainty Budget for Frequency Range of 300 MHz to 3 GHz

# SAR Test Report

| Source of Uncertainty                                | Uncertainty<br>(± %) | Probability<br>Distribution | Divisor | Ci<br>(1g) | Ci<br>(10g) | Standard<br>Uncertainty<br>(± %, 1g) | Standard<br>Uncertainty<br>(± %, 10g) | Vi |
|------------------------------------------------------|----------------------|-----------------------------|---------|------------|-------------|--------------------------------------|---------------------------------------|----|
| <b>Measurement System</b>                            |                      |                             |         |            |             |                                      |                                       |    |
| Probe Calibration                                    | 6.55                 | Normal                      | 1       | 1          | 1           | 6.55                                 | 6.55                                  | ∞  |
| Axial Isotropy                                       | 4.7                  | Rectangular                 | √3      | 0.7        | 0.7         | 1.9                                  | 1.9                                   | ∞  |
| Hemispherical Isotropy                               | 9.6                  | Rectangular                 | √3      | 0.7        | 0.7         | 3.9                                  | 3.9                                   | ∞  |
| Boundary Effect                                      | 2.0                  | Rectangular                 | √3      | 1          | 1           | 1.2                                  | 1.2                                   | ∞  |
| Linearity                                            | 4.7                  | Rectangular                 | √3      | 1          | 1           | 2.7                                  | 2.7                                   | ∞  |
| Detection Limits                                     | 0.25                 | Rectangular                 | √3      | 1          | 1           | 0.14                                 | 0.14                                  | ∞  |
| Probe Modulation Response                            | 4.8                  | Rectangular                 | √3      | 1          | 1           | 2.8                                  | 2.8                                   | ∞  |
| Readout Electronics                                  | 0.3                  | Normal                      | 1       | 1          | 1           | 0.3                                  | 0.3                                   | ∞  |
| Response Time                                        | 0.0                  | Rectangular                 | √3      | 1          | 1           | 0.0                                  | 0.0                                   | ∞  |
| Integration Time                                     | 1.7                  | Rectangular                 | √3      | 1          | 1           | 1.0                                  | 1.0                                   | ∞  |
| RF Ambient Conditions – Noise                        | 3.0                  | Rectangular                 | √3      | 1          | 1           | 1.7                                  | 1.7                                   | ∞  |
| RF Ambient Conditions – Reflections                  | 3.0                  | Rectangular                 | √3      | 1          | 1           | 1.7                                  | 1.7                                   | ∞  |
| Probe Positioner Mechanical Tolerance                | 0.04                 | Rectangular                 | √3      | 1          | 1           | 0.02                                 | 0.02                                  | ∞  |
| Probe Positioning with Respect to Phantom            | 0.8                  | Rectangular                 | √3      | 1          | 1           | 0.5                                  | 0.5                                   | ∞  |
| Post-processing                                      | 4.0                  | Rectangular                 | √3      | 1          | 1           | 2.3                                  | 2.3                                   | ∞  |
| <b>Test Sample Related</b>                           |                      |                             |         |            |             |                                      |                                       |    |
| Test Sample Positioning                              | 3.68 / 1.73          | Normal                      | 1       | 1          | 1           | 3.7                                  | 1.7                                   | 29 |
| Device Holder Uncertainty                            | 2.55 / 2.76          | Normal                      | 1       | 1          | 1           | 2.6                                  | 2.8                                   | 7  |
| Power Drift of Measurement                           | 5.0                  | Rectangular                 | √3      | 1          | 1           | 2.9                                  | 2.9                                   | ∞  |
| PowerScaling                                         | 0.0                  | Rectangular                 | √3      | 1          | 1           | 0.0                                  | 0.0                                   | ∞  |
| <b>Phantom and Setup</b>                             |                      |                             |         |            |             |                                      |                                       |    |
| Phantom Uncertainty (Shape and Thickness Tolerances) | 7.6                  | Rectangular                 | √3      | 1          | 1           | 4.4                                  | 4.4                                   | ∞  |
| Liquid Conductivity (Temperature Uncertainty)        | 2.58                 | Rectangular                 | √3      | 0.78       | 0.71        | 1.2                                  | 1.1                                   | ∞  |
| Liquid Conductivity (Measured)                       | 2.95                 | Normal                      | 1       | 0.78       | 0.71        | 2.3                                  | 2.1                                   | 61 |
| Liquid Permittivity (Temperature Uncertainty)        | 1.97                 | Rectangular                 | √3      | 0.23       | 0.26        | 0.3                                  | 0.3                                   | ∞  |
| Liquid Permittivity (Measured)                       | 3.04                 | Normal                      | 1       | 0.23       | 0.26        | 0.7                                  | 0.8                                   | 47 |
| <b>Combined Standard Uncertainty</b>                 |                      |                             |         |            |             | ± 12.1 %                             | ± 11.6 %                              |    |
| <b>Expanded Uncertainty (K=2)</b>                    |                      |                             |         |            |             | ± 24.2 %                             | ± 23.2 %                              |    |

## Body SAR Uncertainty Budget for Frequency Range of 3 GHz to 6 GHz

## **7. Information of the Testing Laboratories**

We, Bureau Veritas Consumer Products Services (H.K.) Ltd., Taoyuan Branch, were founded in 1988 to provide our best service in EMC, Radio, Telecom and Safety consultation. Our laboratories are accredited and approved according to ISO/IEC 17025.

If you have any comments, please feel free to contact us at the following:

**Taiwan Huaya Lab:**

Add: No. 19, Huaya 2nd Rd., Guishan Dist., Taoyuan City 333, Taiwan

Tel: +886-(0)3-318-3232

Fax: +886-(0)3-211-5834

**Taiwan Linkou Lab:**

Add: No. 47-2, Baodoucuokeng, Linkou Dist., New Taipei City 244, Taiwan

Tel: +886-(0)2-2605-2180

Fax: +886-(0)2-2605-2943

**Taiwan Hsinchu Lab1:**

Add: E-2, No. 1, Lixing 1st Rd., East Dist., Hsinchu City 300, Taiwan

Tel: +886-(0)3-666-8565

Fax: +886-(0)3-666-8323

**Taiwan Hsinchu Lab2:**

Add: No. 49, Ln. 206, Wende Rd., Qionglin Township, Hsinchu County 307, Taiwan

Tel: +886-(0)3-512-0595

Fax: +886-(0)3-512-0568

**Taiwan Xindian Lab:**

Add: B2F., No. 215, Sec. 3, Beixin Rd., Xindian Dist., New Taipei City 231, Taiwan

Tel: +886-(0)2-8914-5882

Fax: +886-(0)2-8914-5840

**Email:** [service.adt@tw.bureauveritas.com](mailto:service.adt@tw.bureauveritas.com)

**Web Site:** <https://ee.bureauveritas.com.tw/BVInternet/Default>

The road map of all our labs can be found in our web site also.

---END---

## Appendix A. SAR Plots of System Verification

The plots for system verification with largest deviation for each SAR system combination are shown as follows.



## System Check\_H750\_200530

**DUT: Dipole 750 MHz; Type: D750V3; SN: 1013**

Communication System: UID 0, CW; Frequency: 750 MHz; Duty Cycle: 1:1

Medium: H06T09N1\_0552 Medium parameters used:  $f = 750$  MHz;  $\sigma = 0.892$  S/m;  $\epsilon_r = 42.799$ ;  $\rho = 1000$  kg/m<sup>3</sup>

Ambient Temperature : 23.6 °C ; Liquid Temperature : 23.2 °C

DASY5 Configuration:

- Probe: EX3DV4 - SN3898; ConvF(10.19, 10.19, 10.19) @ 750 MHz; Calibrated: 2019/06/27
- Sensor-Surface: 1.4mm (Mechanical Surface Detection)
- Electronics: DAE4 Sn914; Calibrated: 2019/06/20
- Phantom: ELI Phantom\_1043; Type: QDOVA;
- Measurement SW: DASY52, Version 52.10 (4); SEMCAD X Version 14.6.14 (7483)

**Pin=50mW/Area Scan (61x81x1):** Interpolated grid: dx=1.500 mm, dy=1.500 mm

Maximum value of SAR (interpolated) = 0.519 W/kg

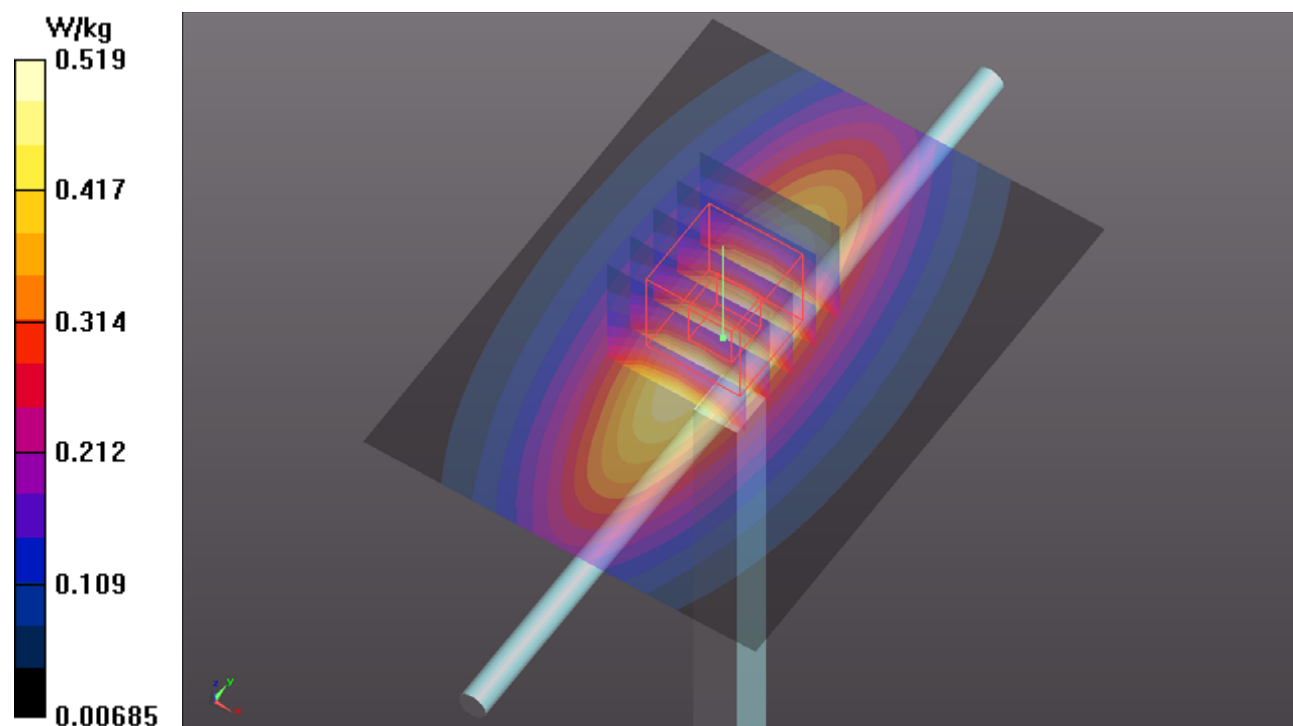
**Pin=50mW/Zoom Scan (5x5x7)/Cube 0:** Measurement grid: dx=8mm, dy=8mm, dz=5mm

Reference Value = 25.21 V/m; Power Drift = 0.05 dB

Peak SAR (extrapolated) = 0.592 W/kg

**SAR(1 g) = 0.391 W/kg; SAR(10 g) = 0.256 W/kg** (SAR corrected for target medium)

Maximum value of SAR (measured) = 0.523 W/kg



## System Check\_H835\_200424

**DUT: Dipole 835 MHz; Type: D835V2; SN: 4d121**

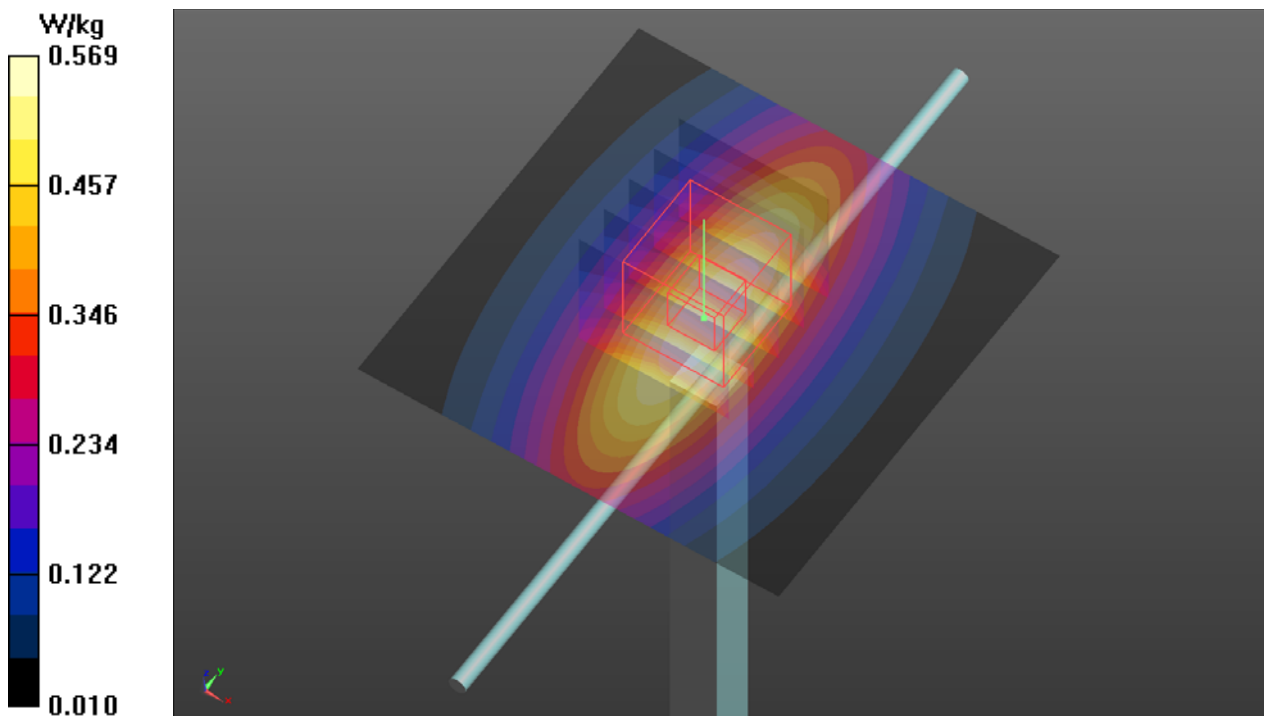
Communication System: UID 0, CW; Frequency: 835 MHz; Duty Cycle: 1:1  
Medium: H07T10N4\_0426 Medium parameters used:  $f = 835$  MHz;  $\sigma = 0.901$  S/m;  $\epsilon_r = 42.636$ ;  $\rho = 1000$  kg/m<sup>3</sup>  
Ambient Temperature : 23.8 °C ; Liquid Temperature : 23.3 °C

DASY5 Configuration:

- Probe: EX3DV4 - SN3971; ConvF(10.26, 10.26, 10.26) @ 835 MHz; Calibrated: 2020/01/27
- Sensor-Surface: 1.4mm (Mechanical Surface Detection)
- Electronics: DAE4 Sn1277; Calibrated: 2020/01/24
- Phantom: ELI Phantom\_1245; Type: QDOVA002AA;
- Measurement SW: DASY52, Version 52.10 (4); SEMCAD X Version 14.6.14 (7483)

**Pin=50mW/Area Scan (61x61x1):** Interpolated grid: dx=1.500 mm, dy=1.500 mm  
Maximum value of SAR (interpolated) = 0.569 W/kg

**Pin=50mW/Zoom Scan (5x5x7)/Cube 0:** Measurement grid: dx=8mm, dy=8mm, dz=5mm  
Reference Value = 26.66 V/m; Power Drift = 0.01 dB  
Peak SAR (extrapolated) = 0.642 W/kg  
**SAR(1 g) = 0.444 W/kg; SAR(10 g) = 0.292 W/kg** (SAR corrected for target medium)  
Maximum value of SAR (measured) = 0.579 W/kg



## System Check\_H835\_200529

**DUT: Dipole 835 MHz; Type: D835V2; SN: 4d121**

Communication System: UID 0, CW; Frequency: 835 MHz; Duty Cycle: 1:1

Medium: H07T10N1\_0529 Medium parameters used:  $f = 835$  MHz;  $\sigma = 0.928$  S/m;  $\epsilon_r = 42.517$ ;  $\rho = 1000$  kg/m<sup>3</sup>

Ambient Temperature : 23.7 °C ; Liquid Temperature : 23.1 °C

DASY5 Configuration:

- Probe: EX3DV4 - SN7472; ConvF(10.18, 10.18, 10.18) @ 835 MHz; Calibrated: 2019/08/30
- Sensor-Surface: 1.4mm (Mechanical Surface Detection)
- Electronics: DAE3 Sn579; Calibrated: 2019/08/27
- Phantom: ELI Phantom\_2105; Type: QD OVA 004 Ax;
- Measurement SW: DASY52, Version 52.10 (4); SEMCAD X Version 14.6.14 (7483)

**Pin=50mW/Area Scan (61x61x1):** Interpolated grid: dx=1.500 mm, dy=1.500 mm

Maximum value of SAR (interpolated) = 0.596 W/kg

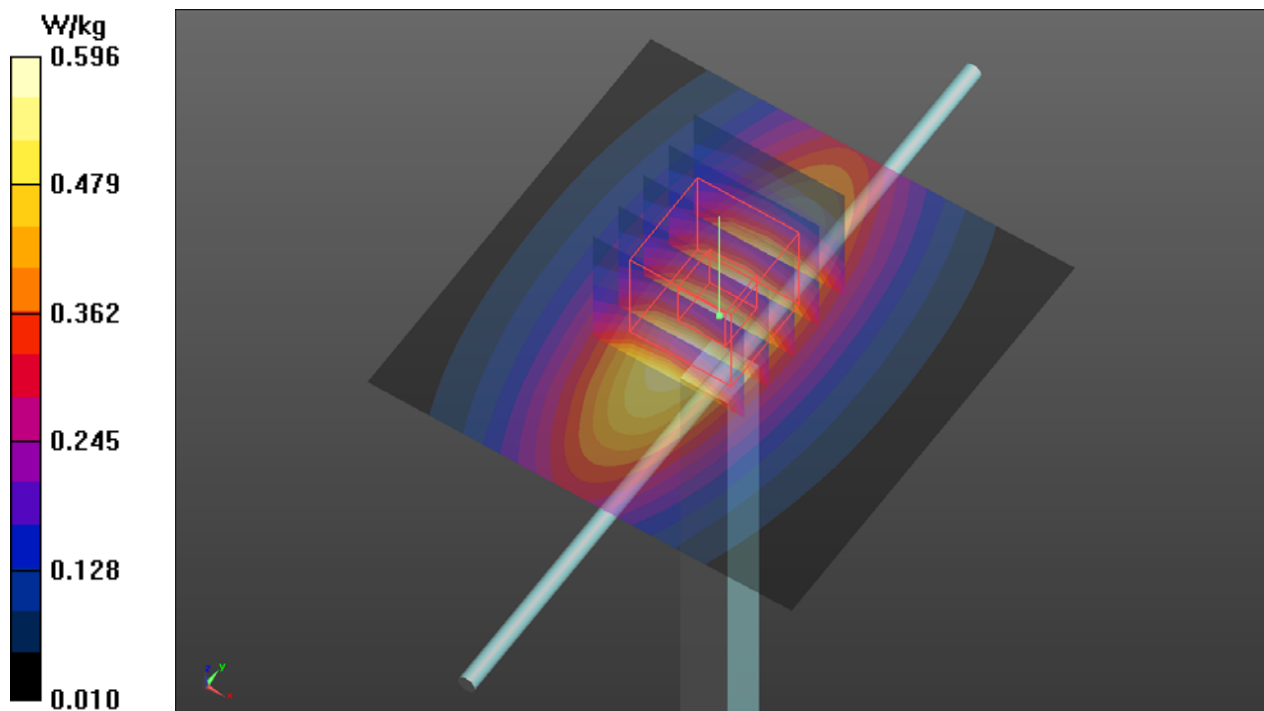
**Pin=50mW/Zoom Scan (5x5x7)/Cube 0:** Measurement grid: dx=8mm, dy=8mm, dz=5mm

Reference Value = 26.46 V/m; Power Drift = 0.04 dB

Peak SAR (extrapolated) = 0.669 W/kg

**SAR(1 g) = 0.444 W/kg; SAR(10 g) = 0.292 W/kg** (SAR corrected for target medium)

Maximum value of SAR (measured) = 0.598 W/kg



## System Check\_H1750\_200528

**DUT: Dipole 1750 MHz; Type: D1750V2; SN: 1055**

Communication System: UID 0, CW; Frequency: 1750 MHz; Duty Cycle: 1:1

Medium: H16T20N1\_0528 Medium parameters used:  $f = 1750$  MHz;  $\sigma = 1.325$  S/m;  $\epsilon_r = 38.859$ ;  $\rho = 1000$  kg/m<sup>3</sup>

Ambient Temperature : 23.7 °C ; Liquid Temperature : 23.1 °C

DASY5 Configuration:

- Probe: EX3DV4 - SN7472; ConvF(8.68, 8.68, 8.68) @ 1750 MHz; Calibrated: 2019/08/30
- Sensor-Surface: 1.4mm (Mechanical Surface Detection)
- Electronics: DAE3 Sn579; Calibrated: 2019/08/27
- Phantom: ELI Phantom\_2105; Type: QD OVA 004 Ax;
- Measurement SW: DASY52, Version 52.10 (4); SEMCAD X Version 14.6.14 (7483)

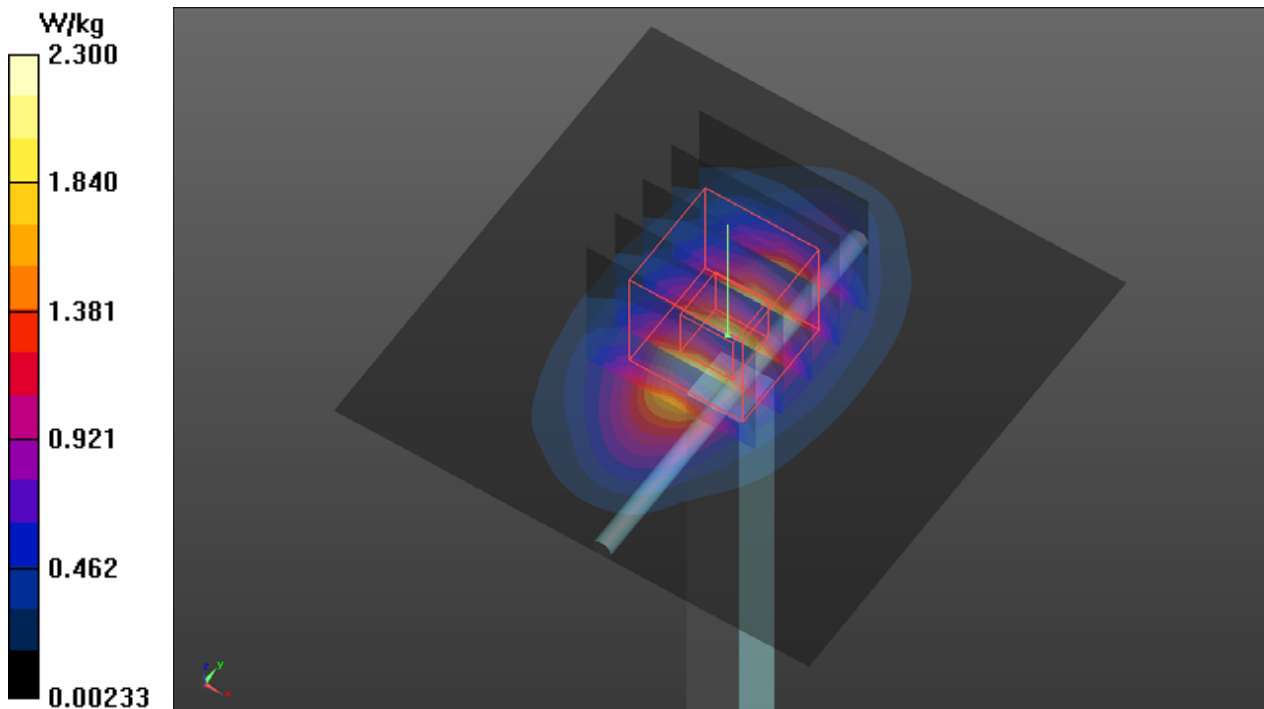
**Pin=50mW/Area Scan (61x61x1):** Interpolated grid: dx=1.500 mm, dy=1.500 mm  
Maximum value of SAR (interpolated) = 2.30 W/kg

**Pin=50mW/Zoom Scan (5x5x7)/Cube 0:** Measurement grid: dx=8mm, dy=8mm, dz=5mm  
Reference Value = 42.90 V/m; Power Drift = 0.08 dB

Peak SAR (extrapolated) = 2.76 W/kg

**SAR(1 g) = 1.69 W/kg; SAR(10 g) = 0.917 W/kg** (SAR corrected for target medium)

Maximum value of SAR (measured) = 2.34 W/kg



## System Check\_H1900\_200528

**DUT: Dipole 1900 MHz; Type: D1900V2; SN: 5d036**

Communication System: UID 0, CW; Frequency: 1900 MHz; Duty Cycle: 1:1

Medium: H16T20N1\_0528 Medium parameters used:  $f = 1900$  MHz;  $\sigma = 1.447$  S/m;  $\epsilon_r = 38.318$ ;  $\rho = 1000$  kg/m<sup>3</sup>

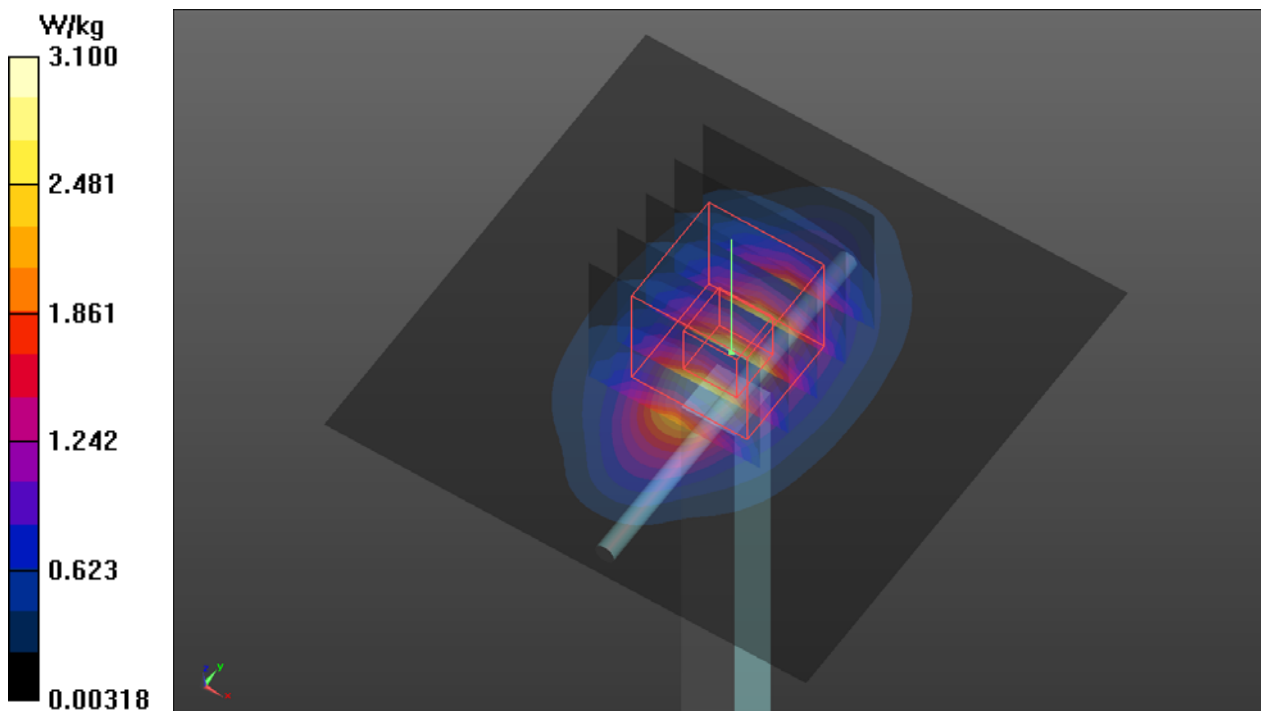
Ambient Temperature : 23.7 °C ; Liquid Temperature : 23.1 °C

DASY5 Configuration:

- Probe: EX3DV4 - SN7472; ConvF(8.34, 8.34, 8.34) @ 1900 MHz; Calibrated: 2019/08/30
- Sensor-Surface: 1.4mm (Mechanical Surface Detection)
- Electronics: DAE3 Sn579; Calibrated: 2019/08/27
- Phantom: ELI Phantom\_2105; Type: QD OVA 004 Ax;
- Measurement SW: DASY52, Version 52.10 (4); SEMCAD X Version 14.6.14 (7483)

**Pin=50mW/Area Scan (61x61x1):** Interpolated grid: dx=1.500 mm, dy=1.500 mm  
Maximum value of SAR (interpolated) = 3.10 W/kg

**Pin=50mW/Zoom Scan (5x5x7)/Cube 0:** Measurement grid: dx=8mm, dy=8mm, dz=5mm  
Reference Value = 47.79 V/m; Power Drift = -0.05 dB  
Peak SAR (extrapolated) = 3.74 W/kg  
**SAR(1 g) = 1.92 W/kg; SAR(10 g) = 1.01 W/kg** (SAR corrected for target medium)  
Maximum value of SAR (measured) = 3.11 W/kg



## System Check\_H2300\_200515

**DUT: Dipole 2300 MHz; Type: D2300V2; SN: 1004**

Communication System: UID 0, CW; Frequency: 2300 MHz; Duty Cycle: 1:1

Medium: H19T27N3\_0515 Medium parameters used:  $f = 2300$  MHz;  $\sigma = 1.717$  S/m;  $\epsilon_r = 39.723$ ;  $\rho = 1000$  kg/m<sup>3</sup>

Ambient Temperature : 23.8 °C ; Liquid Temperature : 23.3 °C

DASY5 Configuration:

- Probe: EX3DV4 - SN3898; ConvF(8.03, 8.03, 8.03) @ 2300 MHz; Calibrated: 2019/06/27
- Sensor-Surface: 1.4mm (Mechanical Surface Detection)
- Electronics: DAE4 Sn914; Calibrated: 2019/06/20
- Phantom: ELI Phantom\_1043; Type: QDOVA;
- Measurement SW: DASY52, Version 52.10 (4); SEMCAD X Version 14.6.14 (7483)

**Pin=50mW/Area Scan (81x81x1):** Interpolated grid: dx=1.200 mm, dy=1.200 mm

Maximum value of SAR (interpolated) = 4.00 W/kg

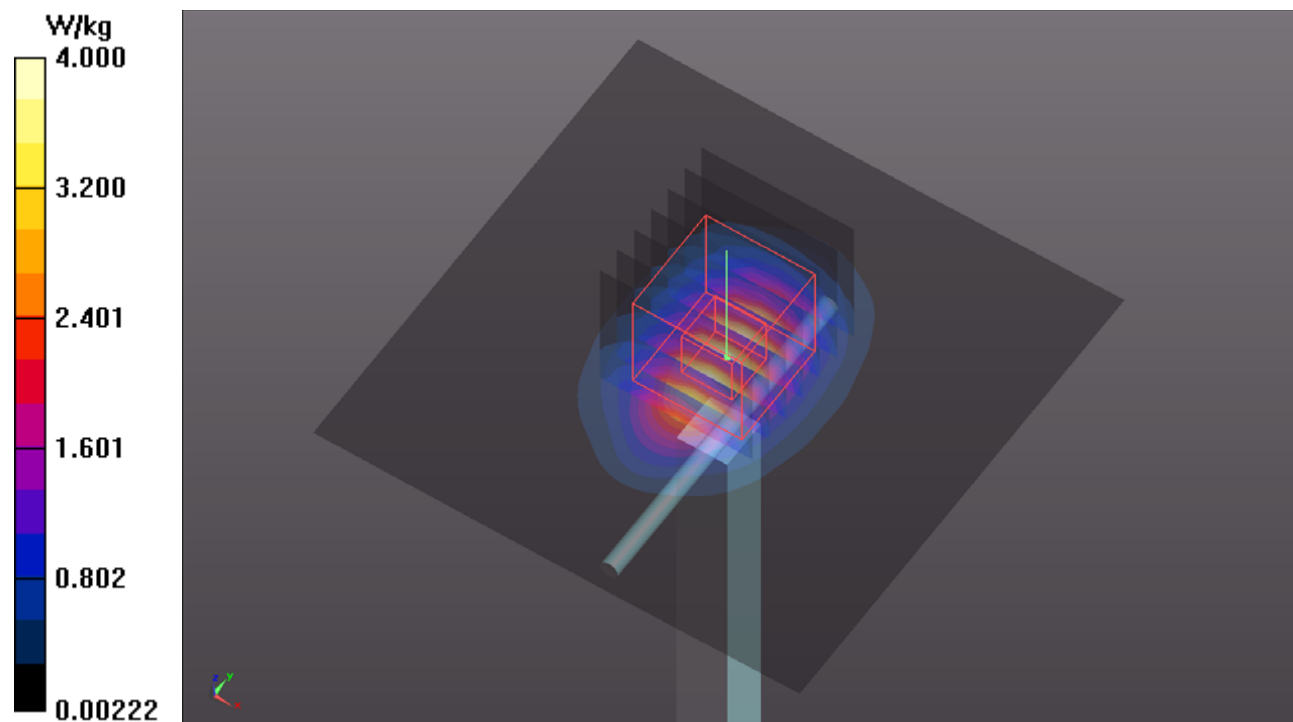
**Pin=50mW/Zoom Scan (7x7x7)/Cube 0:** Measurement grid: dx=5mm, dy=5mm, dz=5mm

Reference Value = 49.56 V/m; Power Drift = -0.04 dB

Peak SAR (extrapolated) = 4.97 W/kg

**SAR(1 g) = 2.39 W/kg; SAR(10 g) = 1.15 W/kg** (SAR corrected for target medium)

Maximum value of SAR (measured) = 4.01 W/kg



## System Check\_H2450\_200521

**DUT: Dipole 2450 MHz; Type: D2450V2; SN: 737**

Communication System: UID 0, CW; Frequency: 2450 MHz; Duty Cycle: 1:1

Medium: H19T27N1\_0521 Medium parameters used (interpolated):  $f = 2450$  MHz;  $\sigma = 1.87$  S/m;  $\epsilon_r = 39.052$ ;  $\rho = 1000$  kg/m<sup>3</sup>

Ambient Temperature : 23.5 °C ; Liquid Temperature : 23.3 °C

DASY5 Configuration:

- Probe: EX3DV4 - SN3971; ConvF(8, 8, 8) @ 2450 MHz; Calibrated: 2020/01/27
- Sensor-Surface: 1.4mm (Mechanical Surface Detection)
- Electronics: DAE4 Sn1277; Calibrated: 2020/01/24
- Phantom: ELI Phantom\_1245; Type: QDOVA002AA;
- Measurement SW: DASY52, Version 52.10 (4); SEMCAD X Version 14.6.14 (7483)

**Pin=50mW/Area Scan (81x81x1):** Interpolated grid: dx=1.200 mm, dy=1.200 mm  
Maximum value of SAR (interpolated) = 4.20 W/kg

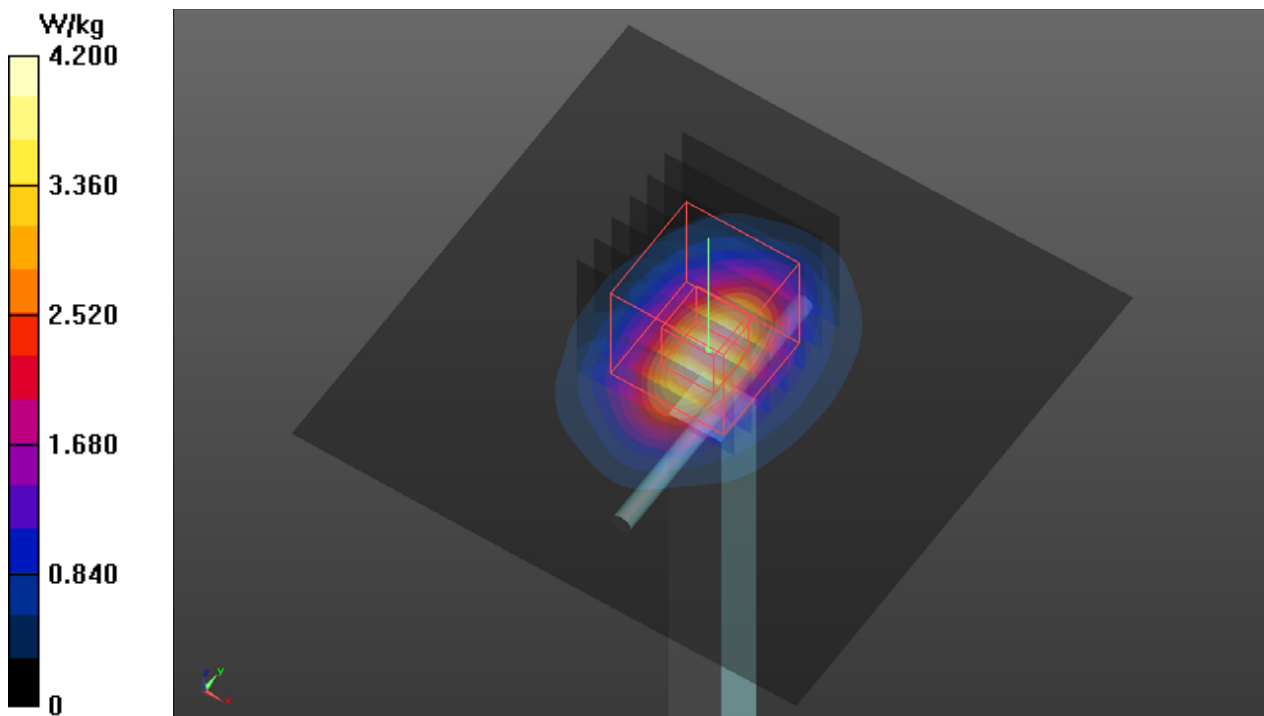
**Pin=50mW/Zoom Scan (7x7x7)/Cube 0:** Measurement grid: dx=5mm, dy=5mm, dz=5mm

Reference Value = 47.96 V/m; Power Drift = 0.10 dB

Peak SAR (extrapolated) = 5.24 W/kg

**SAR(1 g) = 2.46 W/kg; SAR(10 g) = 1.16 W/kg** (SAR corrected for target medium)

Maximum value of SAR (measured) = 4.21 W/kg



## System Check\_H2600\_200514

**DUT: Dipole 2600 MHz; Type: D2600V2; SN: 1020**

Communication System: UID 0, CW; Frequency: 2600 MHz; Duty Cycle: 1:1

Medium: H19T27N3\_0514 Medium parameters used:  $f = 2600$  MHz;  $\sigma = 2.013$  S/m;  $\epsilon_r = 37.293$ ;  $\rho = 1000$  kg/m<sup>3</sup>

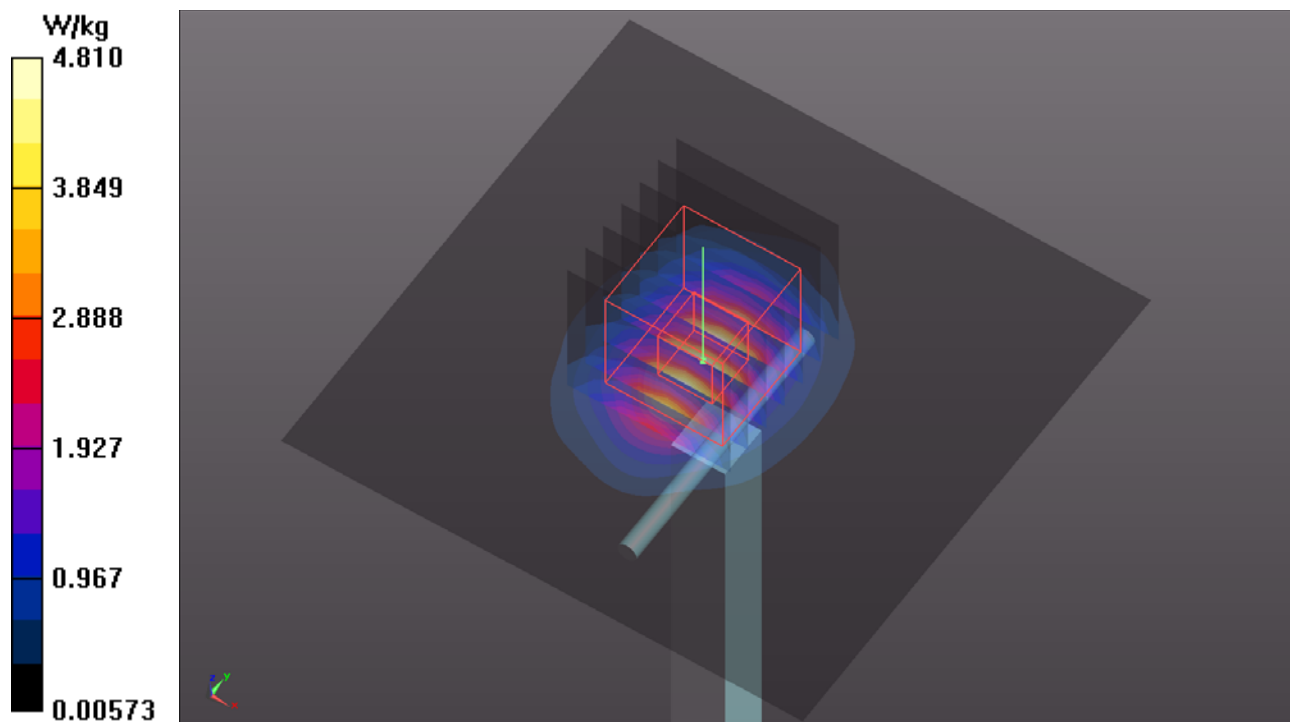
Ambient Temperature : 23.6 °C ; Liquid Temperature : 23.2 °C

DASY5 Configuration:

- Probe: EX3DV4 - SN7537; ConvF(7.19, 7.19, 7.19) @ 2600 MHz; Calibrated: 2019/06/18
- Sensor-Surface: 1.4mm (Mechanical Surface Detection)
- Electronics: DAE4 Sn1585; Calibrated: 2019/06/07
- Phantom: ELI Phantom\_1043; Type: QDOVA;
- Measurement SW: DASY52, Version 52.10 (4); SEMCAD X Version 14.6.14 (7483)

**Pin=50mW/Area Scan (81x81x1):** Interpolated grid: dx=1.200 mm, dy=1.200 mm  
Maximum value of SAR (interpolated) = 4.81 W/kg

**Pin=50mW/Zoom Scan (7x7x7)/Cube 0:** Measurement grid: dx=5mm, dy=5mm, dz=5mm  
Reference Value = 49.68 V/m; Power Drift = 0.02 dB  
Peak SAR (extrapolated) = 6.18 W/kg  
**SAR(1 g) = 2.77 W/kg; SAR(10 g) = 1.26 W/kg** (SAR corrected for target medium)  
Maximum value of SAR (measured) = 4.91 W/kg





## System Check\_H3500\_200526

**DUT: Dipole 3500 MHz; Type:D3500V2; SN: 1007**

Communication System: UID 0, CW; Frequency: 3500 MHz;Duty Cycle: 1:1

Medium: H34T38N3\_0526 Medium parameters used:  $f = 3500$  MHz;  $\sigma = 2.89$  S/m;  $\epsilon_r = 36.442$ ;  $\rho = 1000$  kg/m<sup>3</sup>

Ambient Temperature : 23.6 °C ; Liquid Temperature : 23.2 °C

DASY5 Configuration:

- Probe: EX3DV4 - SN3898; ConvF(7.03, 7.03, 7.03) @ 3500 MHz; Calibrated: 2019/6/27
- Sensor-Surface: 1.4mm (Mechanical Surface Detection)
- Electronics: DAE4 Sn914; Calibrated: 2019/6/20
- Phantom: ELI Phantom\_1043; Type: QDOVA;
- Measurement SW: DASY52, Version 52.10 (4); SEMCAD X Version 14.6.14 (7483)

**Pin=50mW/Area Scan (81x81x1):** Interpolated grid: dx=1.200 mm, dy=1.200 mm

Maximum value of SAR (interpolated) = 5.31 W/kg

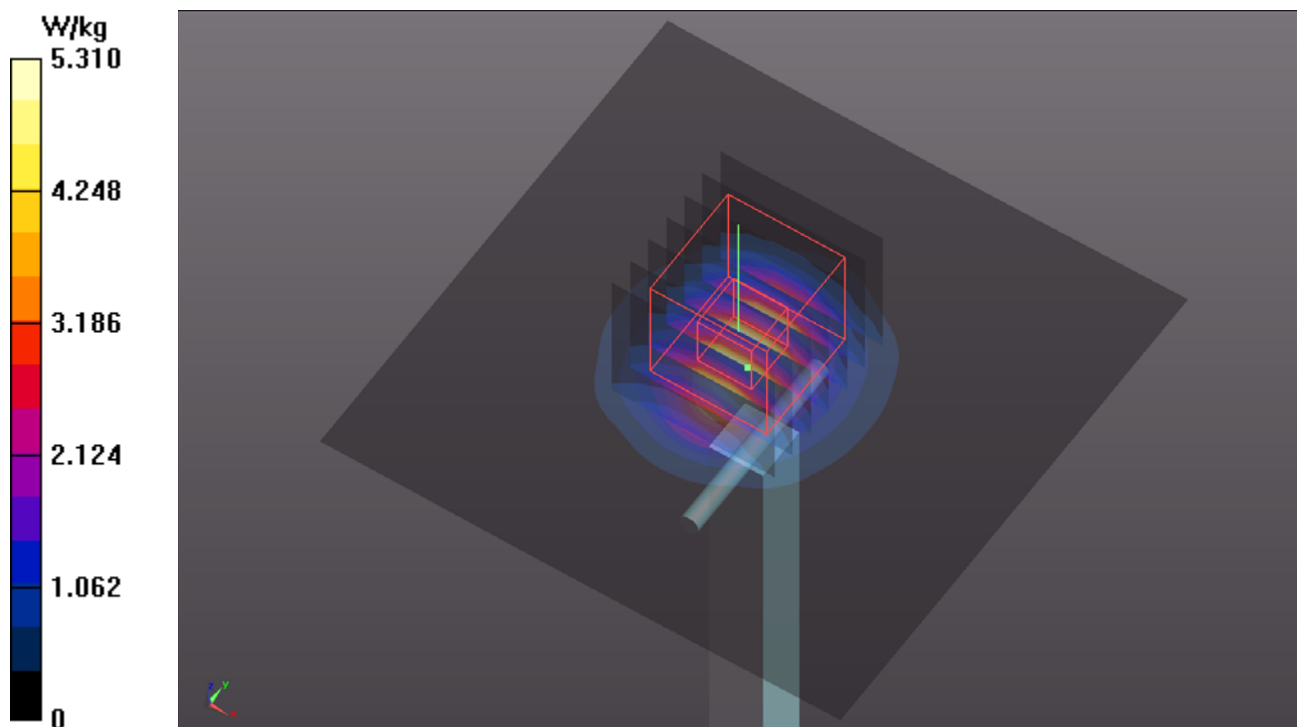
**Pin=50mW/Zoom Scan (7x7x6)/Cube 0:** Measurement grid: dx=5mm, dy=5mm, dz=2.5mm

Reference Value = 44.72 V/m; Power Drift = 0.05 dB

Peak SAR (extrapolated) = 7.15 W/kg

**SAR(1 g) = 3.05 W/kg; SAR(10 g) = 1.21 W/kg** (SAR corrected for target medium)

Maximum value of SAR (measured) = 5.03 W/kg



## System Check\_H3700\_200518

**DUT: Dipole 3700 MHz; Type: D3700V2; SN: 1017**

Communication System: UID 0, CW; Frequency: 3700 MHz; Duty Cycle: 1:1

Medium: H34T38N1\_0518 Medium parameters used:  $f = 3700$  MHz;  $\sigma = 3.039$  S/m;  $\epsilon_r = 36.271$ ;  $\rho = 1000$  kg/m<sup>3</sup>

Ambient Temperature : 23.7 °C ; Liquid Temperature : 23.2 °C

DASY5 Configuration:

- Probe: EX3DV4 - SN3650; ConvF(6.66, 6.66, 6.66) @ 3700 MHz; Calibrated: 2020/03/25
- Sensor-Surface: 1.4mm (Mechanical Surface Detection)
- Electronics: DAE4 Sn1431; Calibrated: 2020/03/18
- Phantom: ELI Phantom\_1043; Type: QDOVA;
- Measurement SW: DASY52, Version 52.10 (4); SEMCAD X Version 14.6.14 (7483)

**Pin=50mW/Area Scan (81x81x1):** Interpolated grid: dx=1.200 mm, dy=1.200 mm

Maximum value of SAR (interpolated) = 7.02 W/kg

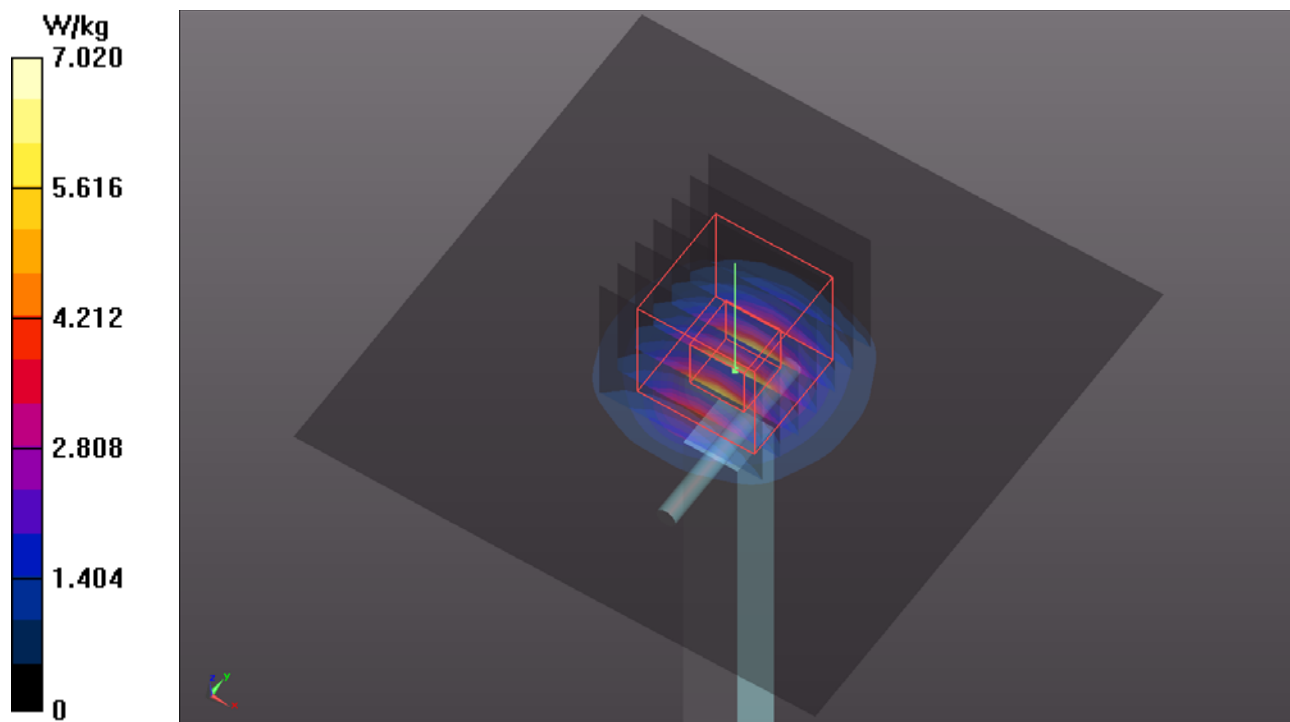
**Pin=50mW/Zoom Scan (7x7x6)/Cube 0:** Measurement grid: dx=5mm, dy=5mm, dz=2.5mm

Reference Value = 50.63 V/m; Power Drift = -0.11 dB

Peak SAR (extrapolated) = 9.14 W/kg

**SAR(1 g) = 3.48 W/kg; SAR(10 g) = 1.31 W/kg** (SAR corrected for target medium)

Maximum value of SAR (measured) = 6.78 W/kg



## System Check\_H5250\_200513

**DUT: Dipole 5 GHz; Type: D5GHzV2; SN: 1019**

Communication System: UID 0, CW; Frequency: 5250 MHz; Duty Cycle: 1:1

Medium: H34T60N1\_0513 Medium parameters used:  $f = 5250$  MHz;  $\sigma = 4.513$  S/m;  $\epsilon_r = 37.007$ ;  $\rho = 1000$  kg/m<sup>3</sup>

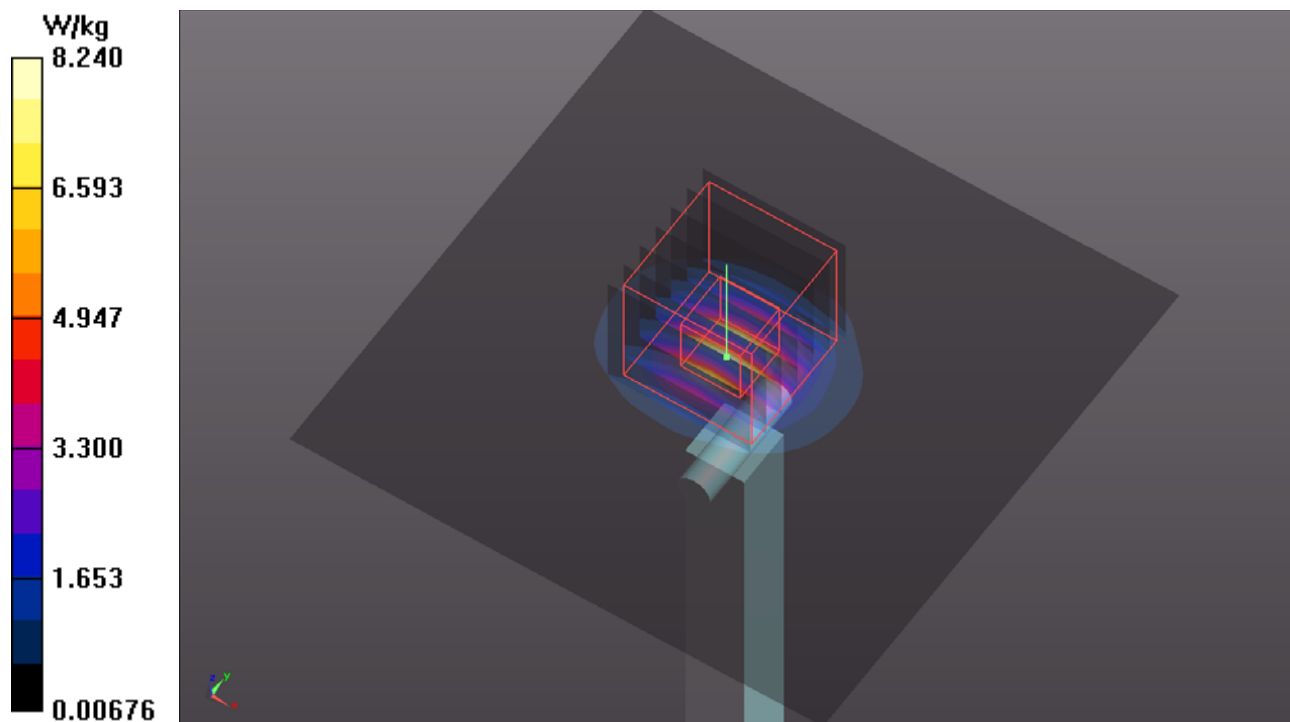
Ambient Temperature : 23.6 °C ; Liquid Temperature : 23.2 °C

DASY5 Configuration:

- Probe: EX3DV4 - SN7537; ConvF(5.36, 5.36, 5.36) @ 5250 MHz; Calibrated: 2019/06/18
- Sensor-Surface: 1.4mm (Mechanical Surface Detection)
- Electronics: DAE4 Sn1585; Calibrated: 2019/06/07
- Phantom: ELI Phantom\_1043; Type: QDOVA;
- Measurement SW: DASY52, Version 52.10 (4); SEMCAD X Version 14.6.14 (7483)

**Pin=50mW/Area Scan (91x91x1):** Interpolated grid: dx=1.000 mm, dy=1.000 mm  
Maximum value of SAR (interpolated) = 8.24 W/kg

**Pin=50mW/Zoom Scan (7x7x7)/Cube 0:** Measurement grid: dx=4mm, dy=4mm, dz=1.4mm  
Reference Value = 47.97 V/m; Power Drift = 0.00 dB  
Peak SAR (extrapolated) = 14.1 W/kg  
**SAR(1 g) = 3.61 W/kg; SAR(10 g) = 1.04 W/kg** (SAR corrected for target medium)  
Maximum value of SAR (measured) = 8.89 W/kg



## System Check\_H5600\_200512

**DUT: Dipole 5 GHz; Type: D5GHzV2; SN: 1019**

Communication System: UID 0, CW; Frequency: 5600 MHz; Duty Cycle: 1:1

Medium: H34T60N3\_0512 Medium parameters used:  $f = 5600$  MHz;  $\sigma = 5.159$  S/m;  $\epsilon_r = 34.746$ ;  $\rho = 1000$  kg/m<sup>3</sup>

Ambient Temperature : 23.8 °C ; Liquid Temperature : 23.2 °C

DASY5 Configuration:

- Probe: EX3DV4 - SN7472; ConvF(5.1, 5.1, 5.1) @ 5600 MHz; Calibrated: 2019/08/30
- Sensor-Surface: 1.4mm (Mechanical Surface Detection)
- Electronics: DAE3 Sn579; Calibrated: 2019/08/27
- Phantom: ELI Phantom\_2105; Type: QD OVA 004 Ax;
- Measurement SW: DASY52, Version 52.10 (4); SEMCAD X Version 14.6.14 (7483)

**Pin=50mW/Area Scan (91x91x1):** Interpolated grid: dx=1.000 mm, dy=1.000 mm

Maximum value of SAR (interpolated) = 9.74 W/kg

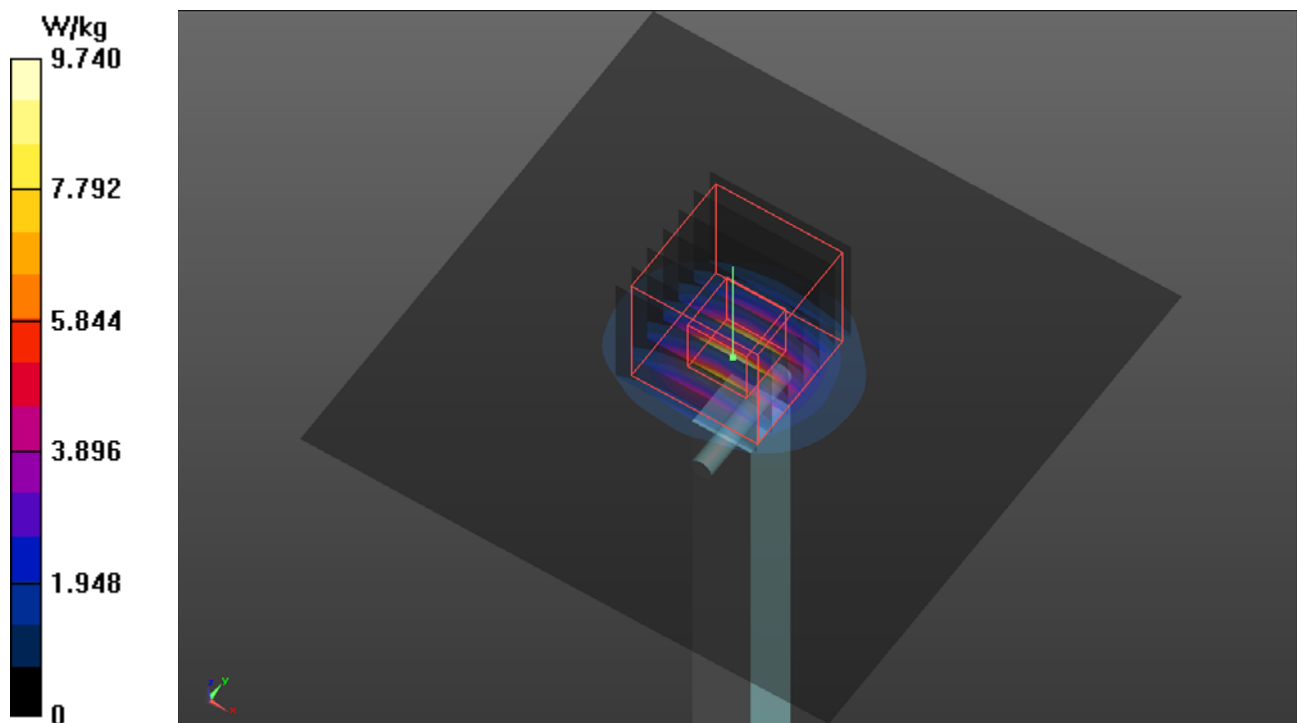
**Pin=50mW/Zoom Scan (7x7x7)/Cube 0:** Measurement grid: dx=4mm, dy=4mm, dz=1.4mm

Reference Value = 47.83 V/m; Power Drift = 0.11 dB

Peak SAR (extrapolated) = 17.4 W/kg

**SAR(1 g) = 3.97 W/kg; SAR(10 g) = 1.13 W/kg** (SAR corrected for target medium)

Maximum value of SAR (measured) = 10.3 W/kg



## System Check\_H5750\_200512

**DUT: Dipole 5 GHz; Type: D5GHzV2; SN: 1019**

Communication System: UID 0, CW; Frequency: 5750 MHz; Duty Cycle: 1:1

Medium: H34T60N3\_0512 Medium parameters used:  $f = 5750$  MHz;  $\sigma = 5.313$  S/m;  $\epsilon_r = 34.366$ ;  $\rho = 1000$  kg/m<sup>3</sup>

Ambient Temperature : 23.8 °C ; Liquid Temperature : 23.2 °C

DASY5 Configuration:

- Probe: EX3DV4 - SN7472; ConvF(5.23, 5.23, 5.23) @ 5750 MHz; Calibrated: 2019/08/30
- Sensor-Surface: 1.4mm (Mechanical Surface Detection)
- Electronics: DAE3 Sn579; Calibrated: 2019/08/27
- Phantom: ELI Phantom\_2105; Type: QD OVA 004 Ax;
- Measurement SW: DASY52, Version 52.10 (4); SEMCAD X Version 14.6.14 (7483)

**Pin=50mW/Area Scan (91x91x1):** Interpolated grid: dx=1.000 mm, dy=1.000 mm

Maximum value of SAR (interpolated) = 8.77 W/kg

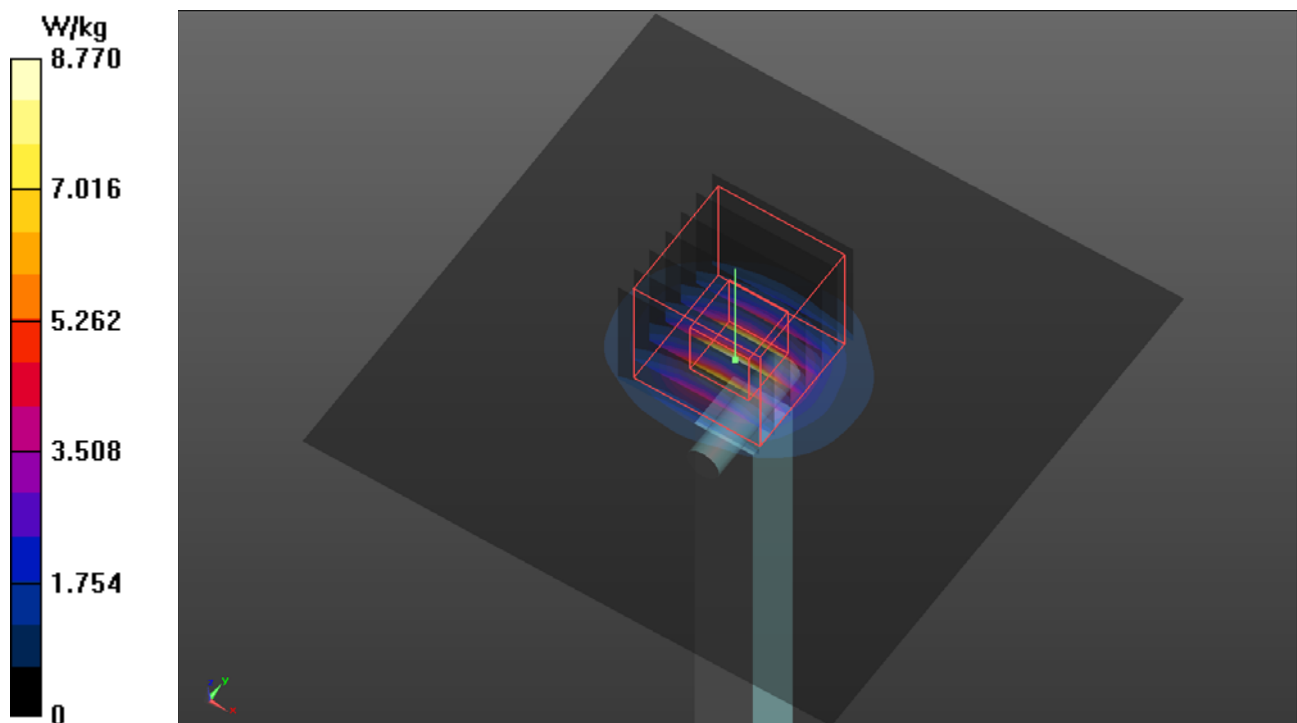
**Pin=50mW/Zoom Scan (7x7x7)/Cube 0:** Measurement grid: dx=4mm, dy=4mm, dz=1.4mm

Reference Value = 45.52 V/m; Power Drift = 0.18 dB

Peak SAR (extrapolated) = 16.8 W/kg

**SAR(1 g) = 3.7 W/kg; SAR(10 g) = 1.06 W/kg** (SAR corrected for target medium)

Maximum value of SAR (measured) = 9.71 W/kg



## Appendix B. SAR Plots of SAR Measurement

The SAR plots for highest measured SAR in each exposure configuration, wireless mode and frequency band combination, and measured SAR > 1.5 W/kg are shown as follows.

# P01 WCDMA II\_RMC12.2K\_Rear Face\_0mm\_Ch9538\_Sample1\_Ant 0\_P-sensor\_w\_Battery6cell

**DUT: 200417C02**

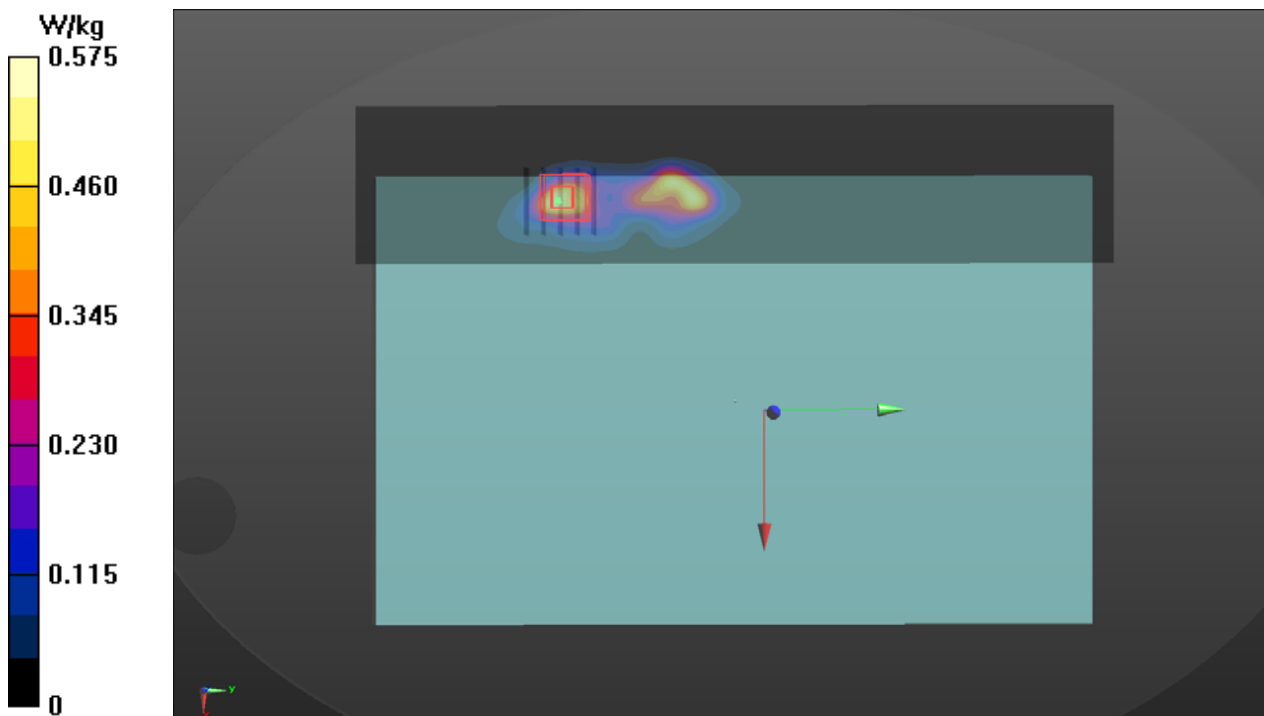
Communication System: UID 10011 - CAB, UMTS-FDD (WCDMA); Frequency: 1907.6 MHz; Duty Cycle: 1:1.95  
Medium: H16T20N3\_0425 Medium parameters used:  $f = 1908$  MHz;  $\sigma = 1.462$  S/m;  $\epsilon_r = 40.43$ ;  $\rho = 1000$  kg/m<sup>3</sup>  
Ambient Temperature : 23.8 °C ; Liquid Temperature : 23.3 °C

DASY5 Configuration:

- Probe: EX3DV4 - SN3971; ConvF(8.54, 8.54, 8.54) @ 1907.6 MHz; Calibrated: 2020/01/27
- Sensor-Surface: 1.4mm (Mechanical Surface Detection)
- Electronics: DAE4 Sn1277; Calibrated: 2020/01/24
- Phantom: ELI Phantom\_1245; Type: QDOVA002AA;
- Measurement SW: DASY52, Version 52.10 (4); SEMCAD X Version 14.6.14 (7483)

**Area Scan (51x241x1):** Interpolated grid: dx=1.500 mm, dy=1.500 mm  
Maximum value of SAR (interpolated) = 0.575 W/kg

**Zoom Scan (5x5x7)/Cube 0:** Measurement grid: dx=8mm, dy=8mm, dz=5mm  
Reference Value = 17.94 V/m; Power Drift = -0.02 dB  
Peak SAR (extrapolated) = 0.780 W/kg  
**SAR(1 g) = 0.340 W/kg; SAR(10 g) = 0.150 W/kg** (SAR corrected for target medium)  
Smallest distance from peaks to all points 3 dB below = 8.2 mm  
Ratio of SAR at M2 to SAR at M1 = 45.9%  
Maximum value of SAR (measured) = 0.591 W/kg



# P02 WCDMA IV\_RMC12.2K\_Rear Face\_0mm\_Ch1312\_Sample1\_Ant 0\_P-sensor\_w\_Battery6cell

**DUT: 200417C02**

Communication System: UID 10011 - CAB, UMTS-FDD (WCDMA); Frequency: 1712.4 MHz; Duty Cycle: 1:1.95

Medium: H16T20N3\_0425 Medium parameters used (interpolated):  $f = 1712.4$  MHz;  $\sigma = 1.287$  S/m;  $\epsilon_r = 41.146$ ;  $\rho = 1000$  kg/m<sup>3</sup>

Ambient Temperature : 23.8 °C ; Liquid Temperature : 23.3 °C

DASY5 Configuration:

- Probe: EX3DV4 - SN3971; ConvF(8.73, 8.73, 8.73) @ 1712.4 MHz; Calibrated: 2020/01/27
- Sensor-Surface: 1.4mm (Mechanical Surface Detection)
- Electronics: DAE4 Sn1277; Calibrated: 2020/01/24
- Phantom: ELI Phantom\_1245; Type: QDOVA002AA;
- Measurement SW: DASY52, Version 52.10 (4); SEMCAD X Version 14.6.14 (7483)

**Area Scan (51x241x1):** Interpolated grid: dx=1.500 mm, dy=1.500 mm

Maximum value of SAR (interpolated) = 1.05 W/kg

**Zoom Scan (5x5x7)/Cube 0:** Measurement grid: dx=8mm, dy=8mm, dz=5mm

Reference Value = 26.41 V/m; Power Drift = 0.16 dB

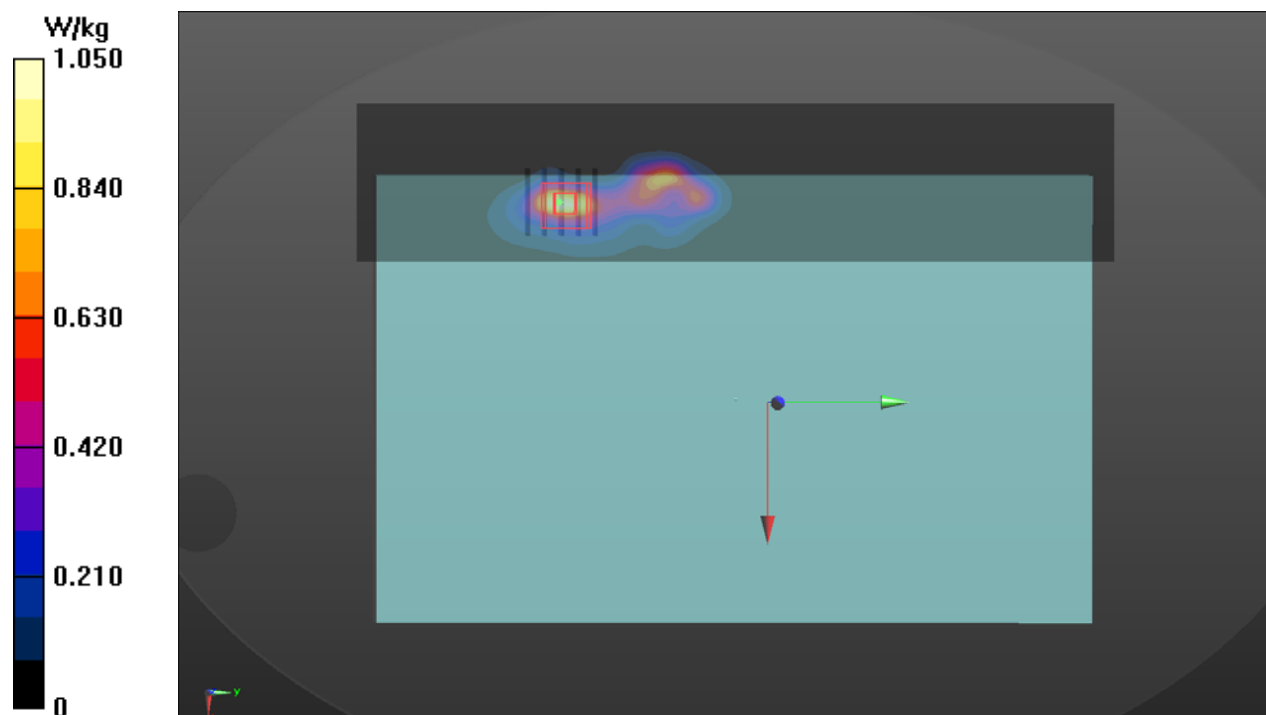
Peak SAR (extrapolated) = 1.44 W/kg

**SAR(1 g) = 0.645 W/kg; SAR(10 g) = 0.285 W/kg** (SAR corrected for target medium)

Smallest distance from peaks to all points 3 dB below = 9.2 mm

Ratio of SAR at M2 to SAR at M1 = 45.1%

Maximum value of SAR (measured) = 1.08 W/kg





### P03 WCDMA V\_RMC12.2K\_Rear Face\_0mm\_Ch4132\_Sample1\_Ant0\_P-sensor\_w\_Battery6cell

**DUT: 200417C02**

Communication System: UID 10011 - CAB, UMTS-FDD (WCDMA); Frequency: 826.4 MHz; Duty Cycle: 1:1.95

Medium: H07T10N3\_0527 Medium parameters used (interpolated):  $f = 826.4$  MHz;  $\sigma = 0.92$  S/m;  $\epsilon_r = 42.093$ ;  $\rho = 1000$  kg/m<sup>3</sup>

Ambient Temperature : 23.6 °C ; Liquid Temperature : 23.2 °C

DASY5 Configuration:

- Probe: EX3DV4 - SN3898; ConvF(9.83, 9.83, 9.83) @ 826.4 MHz; Calibrated: 2019/06/27
- Sensor-Surface: 1.4mm (Mechanical Surface Detection)
- Electronics: DAE4 Sn914; Calibrated: 2019/06/20
- Phantom: ELI Phantom\_1043; Type: QDOVA;
- Measurement SW: DASY52, Version 52.10 (4); SEMCAD X Version 14.6.14 (7483)

**Area Scan (61x241x1):** Interpolated grid: dx=1.500 mm, dy=1.500 mm  
Maximum value of SAR (interpolated) = 1.47 W/kg

**Zoom Scan (5x5x7)/Cube 0:** Measurement grid: dx=8mm, dy=8mm, dz=5mm

Reference Value = 41.33 V/m; Power Drift = -0.05 dB

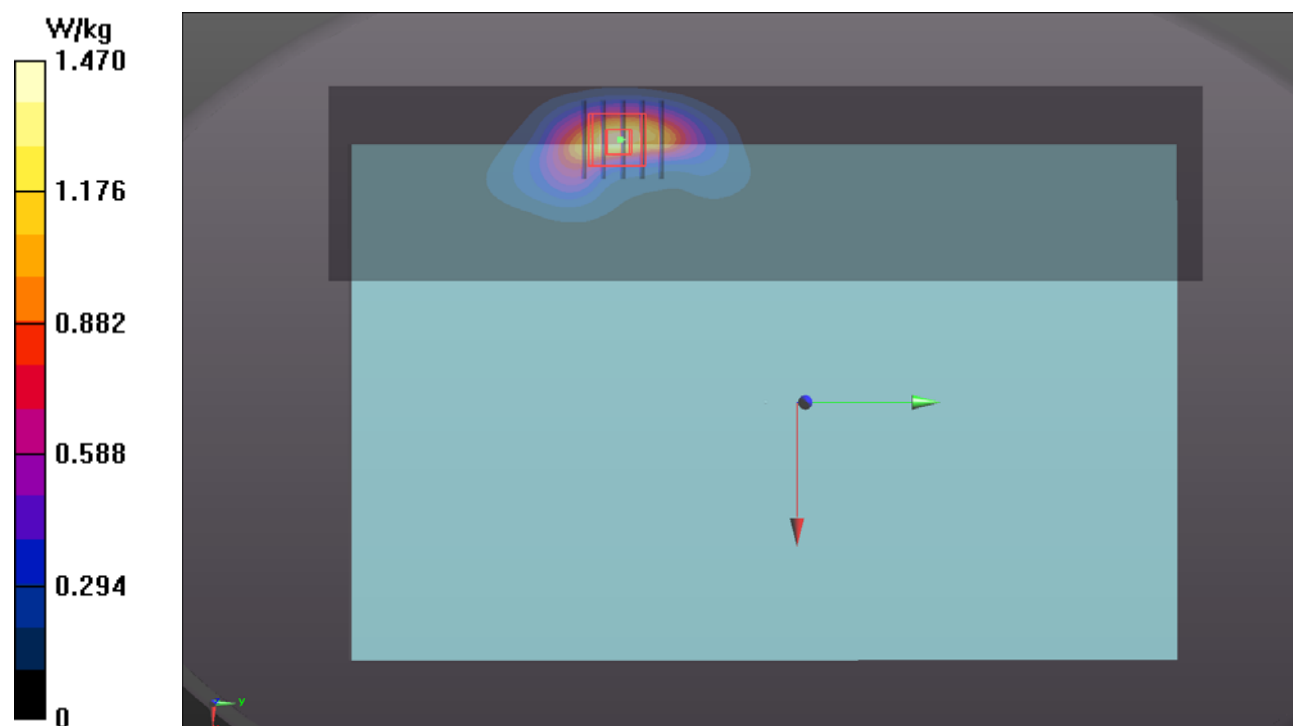
Peak SAR (extrapolated) = 2.16 W/kg

**SAR(1 g) = 0.973 W/kg; SAR(10 g) = 0.473 W/kg** (SAR corrected for target medium)

Smallest distance from peaks to all points 3 dB below = 8.6 mm

Ratio of SAR at M2 to SAR at M1 = 47.1%

Maximum value of SAR (measured) = 1.71 W/kg



# P04 LTE 2\_QPSK20M\_Rear Face\_0mm\_Ch19100\_1RB\_OS0\_Sample1\_Ant 0\_P-sensor\_w\_Battery6cell

**DUT: 200417C02**

Communication System: UID 10169 - CAE, LTE-FDD (SC-FDMA, 1 RB, 20 MHz, QPSK);

Frequency: 1900 MHz; Duty Cycle: 1:3.74

Medium: H16T20N3\_0425 Medium parameters used:  $f = 1900$  MHz;  $\sigma = 1.454$  S/m;  $\epsilon_r = 40.457$ ;  $\rho = 1000$  kg/m<sup>3</sup>

Ambient Temperature : 23.8 °C ; Liquid Temperature : 23.3 °C

DASY5 Configuration:

- Probe: EX3DV4 - SN3971; ConvF(8.54, 8.54, 8.54) @ 1900 MHz; Calibrated: 2020/01/27

- Sensor-Surface: 1.4mm (Mechanical Surface Detection)

- Electronics: DAE4 Sn1277; Calibrated: 2020/01/24

- Phantom: ELI Phantom\_1245; Type: QDOVA002AA;

- Measurement SW: DASY52, Version 52.10 (4); SEMCAD X Version 14.6.14 (7483)

**Area Scan (51x241x1):** Interpolated grid: dx=1.500 mm, dy=1.500 mm

Maximum value of SAR (interpolated) = 0.742 W/kg

**Zoom Scan (9x9x8)/Cube 0:** Measurement grid: dx=4mm, dy=4mm, dz=1.4mm

Reference Value = 19.09 V/m; Power Drift = -0.12 dB

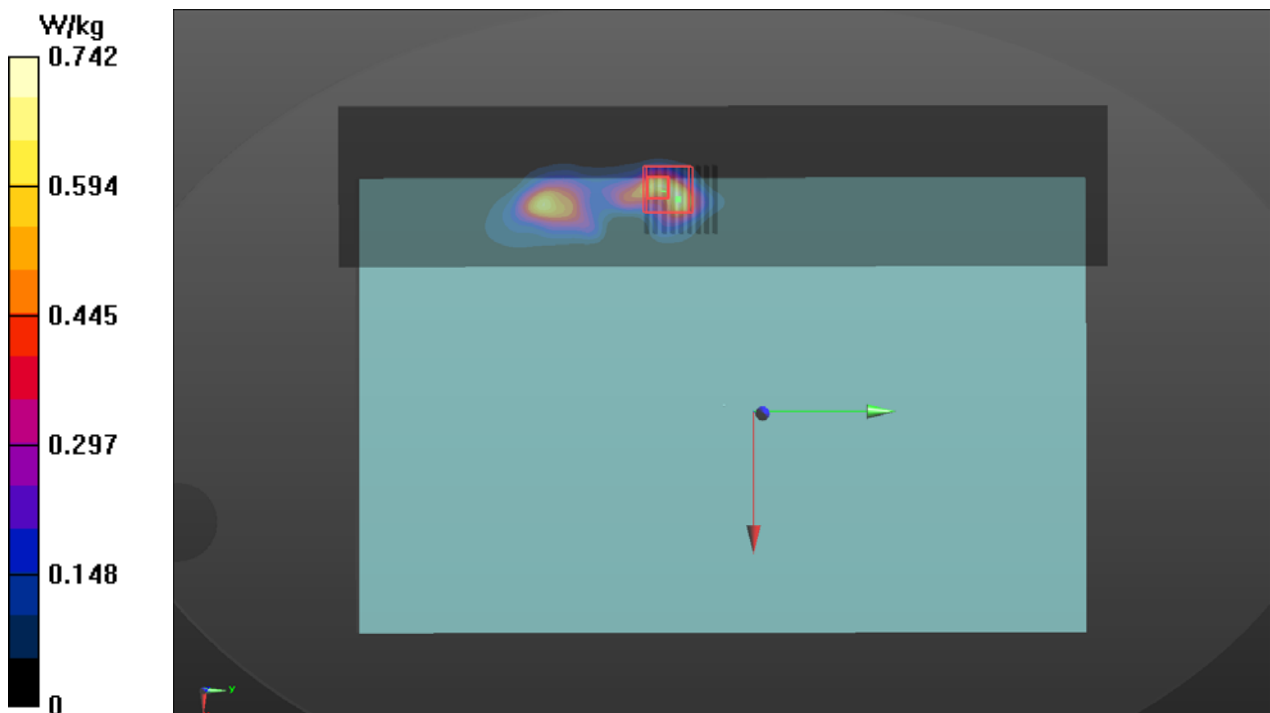
Peak SAR (extrapolated) = 1.49 W/kg

**SAR(1 g) = 0.548 W/kg; SAR(10 g) = 0.201 W/kg** (SAR corrected for target medium)

Smallest distance from peaks to all points 3 dB below = 5.6 mm

Ratio of SAR at M2 to SAR at M1 = 75.8%

Maximum value of SAR (measured) = 1.09 W/kg



### P05 LTE 4\_QPSK20M\_Rear Face\_0mm\_Ch20050\_1RB\_OS0\_Sample1\_Ant 0\_P-sensor\_w\_Battery6cell

**DUT: 200417C02**

Communication System: UID 10169 - CAE, LTE-FDD (SC-FDMA, 1 RB, 20 MHz, QPSK);  
Frequency: 1720 MHz; Duty Cycle: 1:3.74

Medium: H16T20N3\_0425 Medium parameters used:  $f = 1720$  MHz;  $\sigma = 1.295$  S/m;  $\epsilon_r = 41.112$ ;  $\rho = 1000$  kg/m<sup>3</sup>

Ambient Temperature : 23.8 °C ; Liquid Temperature : 23.3 °C

DASY5 Configuration:

- Probe: EX3DV4 - SN3971; ConvF(8.73, 8.73, 8.73) @ 1720 MHz; Calibrated: 2020/01/27
- Sensor-Surface: 1.4mm (Mechanical Surface Detection)
- Electronics: DAE4 Sn1277; Calibrated: 2020/01/24
- Phantom: ELI Phantom\_1245; Type: QDOVA002AA;
- Measurement SW: DASY52, Version 52.10 (4); SEMCAD X Version 14.6.14 (7483)

**Area Scan (51x241x1):** Interpolated grid: dx=1.500 mm, dy=1.500 mm

Maximum value of SAR (interpolated) = 1.02 W/kg

**Zoom Scan (9x9x8)/Cube 0:** Measurement grid: dx=4mm, dy=4mm, dz=1.4mm

Reference Value = 26.24 V/m; Power Drift = -0.05 dB

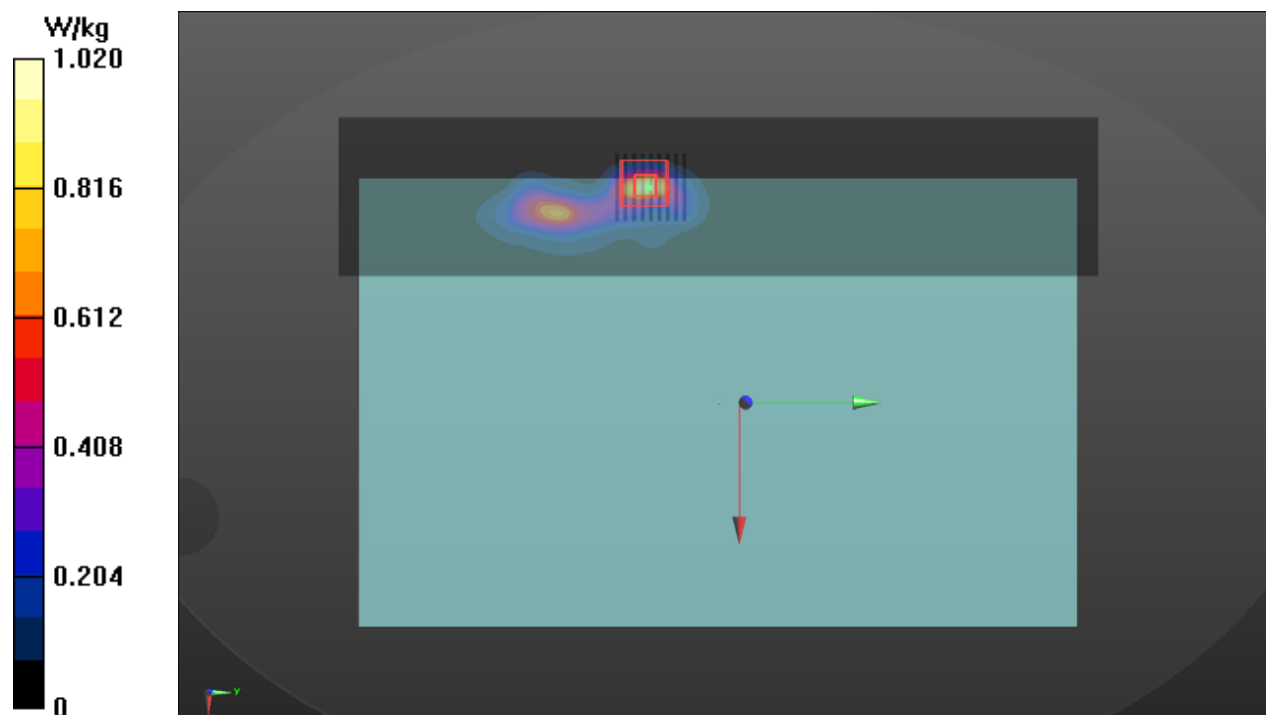
Peak SAR (extrapolated) = 1.50 W/kg

**SAR(1 g) = 0.599 W/kg; SAR(10 g) = 0.233 W/kg** (SAR corrected for target medium)

Smallest distance from peaks to all points 3 dB below = 5.6 mm

Ratio of SAR at M2 to SAR at M1 = 77.8%

Maximum value of SAR (measured) = 1.12 W/kg



# P06 LTE 5\_QPSK10M\_Rear Face\_0mm\_Ch20450\_1RB\_OS0\_Sample1\_Ant 0\_P-sensor\_w\_Battery6cell

**DUT: 200417C02**

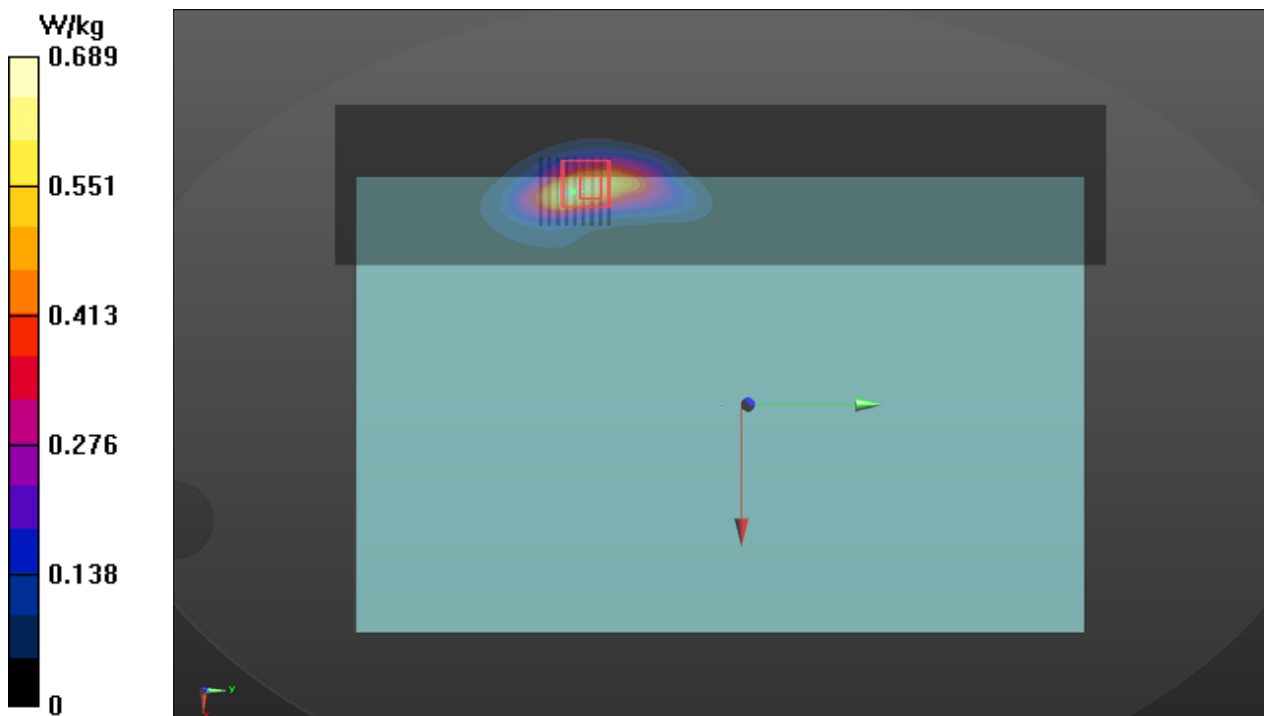
Communication System: UID 10175 - CAG, LTE-FDD (SC-FDMA, 1 RB, 10 MHz, QPSK);  
Frequency: 829 MHz; Duty Cycle: 1:3.74  
Medium: H07T10N4\_0424 Medium parameters used:  $f = 829$  MHz;  $\sigma = 0.895$  S/m;  $\epsilon_r = 42.715$ ;  $\rho = 1000$  kg/m<sup>3</sup>  
Ambient Temperature : 23.8 °C ; Liquid Temperature : 23.3 °C

DASY5 Configuration:

- Probe: EX3DV4 - SN3971; ConvF(10.26, 10.26, 10.26) @ 829 MHz; Calibrated: 2020/01/27
- Sensor-Surface: 1.4mm (Mechanical Surface Detection)
- Electronics: DAE4 Sn1277; Calibrated: 2020/01/24
- Phantom: ELI Phantom\_1245; Type: QDOVA002AA;
- Measurement SW: DASY52, Version 52.10 (4); SEMCAD X Version 14.6.14 (7483)

**Area Scan (51x241x1):** Interpolated grid: dx=1.500 mm, dy=1.500 mm  
Maximum value of SAR (interpolated) = 0.689 W/kg

**Zoom Scan (9x9x8)/Cube 0:** Measurement grid: dx=4mm, dy=4mm, dz=1.4mm  
Reference Value = 26.89 V/m; Power Drift = 0.02 dB  
Peak SAR (extrapolated) = 1.34 W/kg  
**SAR(1 g) = 0.562 W/kg; SAR(10 g) = 0.265 W/kg** (SAR corrected for target medium)  
Smallest distance from peaks to all points 3 dB below = 6.4 mm  
Ratio of SAR at M2 to SAR at M1 = 76.8%  
Maximum value of SAR (measured) = 0.966 W/kg



### P07 LTE 7\_QPSK20M\_Rear Face\_0mm\_Ch21350\_1RB\_OS0\_Sample1\_Ant0\_P-sensor\_w\_Battery6cell

**DUT: 200417C02**

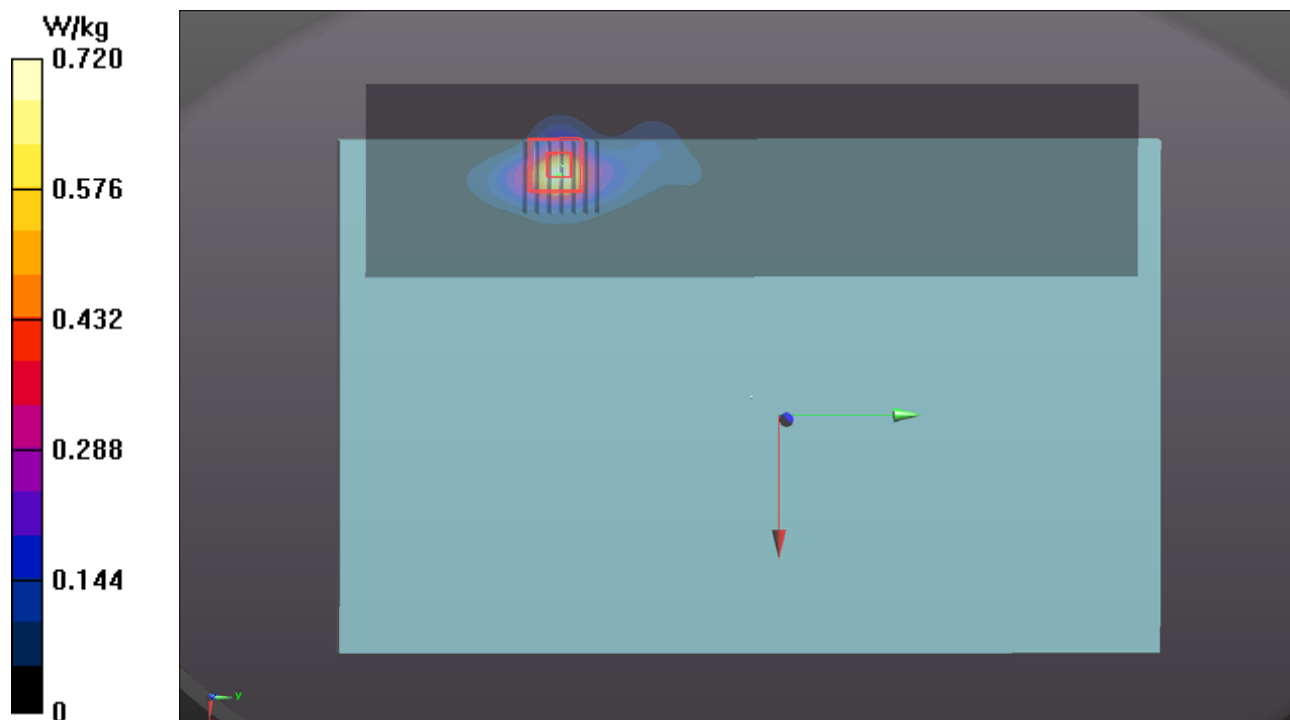
Communication System: UID 10169 - CAE, LTE-FDD (SC-FDMA, 1 RB, 20 MHz, QPSK);  
Frequency: 2560 MHz; Duty Cycle: 1:3.74  
Medium: H19T27N3\_0516 Medium parameters used:  $f = 2560$  MHz;  $\sigma = 1.996$  S/m;  $\epsilon_r = 38.729$ ;  $\rho = 1000$  kg/m<sup>3</sup>  
Ambient Temperature : 23.8 °C ; Liquid Temperature : 23.0 °C

#### DASY5 Configuration:

- Probe: EX3DV4 - SN3898; ConvF(7.41, 7.41, 7.41) @ 2560 MHz; Calibrated: 2019/06/27
- Sensor-Surface: 1.4mm (Mechanical Surface Detection)
- Electronics: DAE4 Sn914; Calibrated: 2019/06/20
- Phantom: ELI Phantom\_1043; Type: QDOVA;
- Measurement SW: DASY52, Version 52.10 (4); SEMCAD X Version 14.6.14 (7483)

**Area Scan (71x271x1):** Interpolated grid: dx=1.200 mm, dy=1.200 mm  
Maximum value of SAR (interpolated) = 0.720 W/kg

**Zoom Scan (7x7x7)/Cube 0:** Measurement grid: dx=5mm, dy=5mm, dz=5mm  
Reference Value = 19.49 V/m; Power Drift = 0.05 dB  
Peak SAR (extrapolated) = 1.67 W/kg  
**SAR(1 g) = 0.621 W/kg; SAR(10 g) = 0.239 W/kg** (SAR corrected for target medium)  
Smallest distance from peaks to all points 3 dB below = 7 mm  
Ratio of SAR at M2 to SAR at M1 = 38.2%  
Maximum value of SAR (measured) = 1.23 W/kg



### P08 LTE 12\_QPSK10M\_Rear Face\_0mm\_Ch23130\_1RB\_OS0\_Sample1\_Ant0\_P-sensor\_w\_Battery6cell

**DUT: 200417C02**

Communication System: UID 10175 - CAG, LTE-FDD (SC-FDMA, 1 RB, 10 MHz, QPSK);  
Frequency: 711 MHz; Duty Cycle: 1:3.74  
Medium: H06T09N1\_0522 Medium parameters used:  $f = 711$  MHz;  $\sigma = 0.859$  S/m;  $\epsilon_r = 43.215$ ;  $\rho = 1000$  kg/m<sup>3</sup>  
Ambient Temperature : 23.6 °C ; Liquid Temperature : 23.2 °C

#### DASY5 Configuration:

- Probe: EX3DV4 - SN3898; ConvF(10.19, 10.19, 10.19) @ 711 MHz; Calibrated: 2019/06/27
- Sensor-Surface: 1.4mm (Mechanical Surface Detection)
- Electronics: DAE4 Sn914; Calibrated: 2019/06/20
- Phantom: ELI Phantom\_1043; Type: QDOVA;
- Measurement SW: DASY52, Version 52.10 (4); SEMCAD X Version 14.6.14 (7483)

**Area Scan (61x241x1):** Interpolated grid: dx=1.500 mm, dy=1.500 mm  
Maximum value of SAR (interpolated) = 0.986 W/kg

**Zoom Scan (7x7x8)/Cube 0:** Measurement grid: dx=6mm, dy=6mm, dz=1.4mm

Reference Value = 35.76 V/m; Power Drift = -0.11 dB

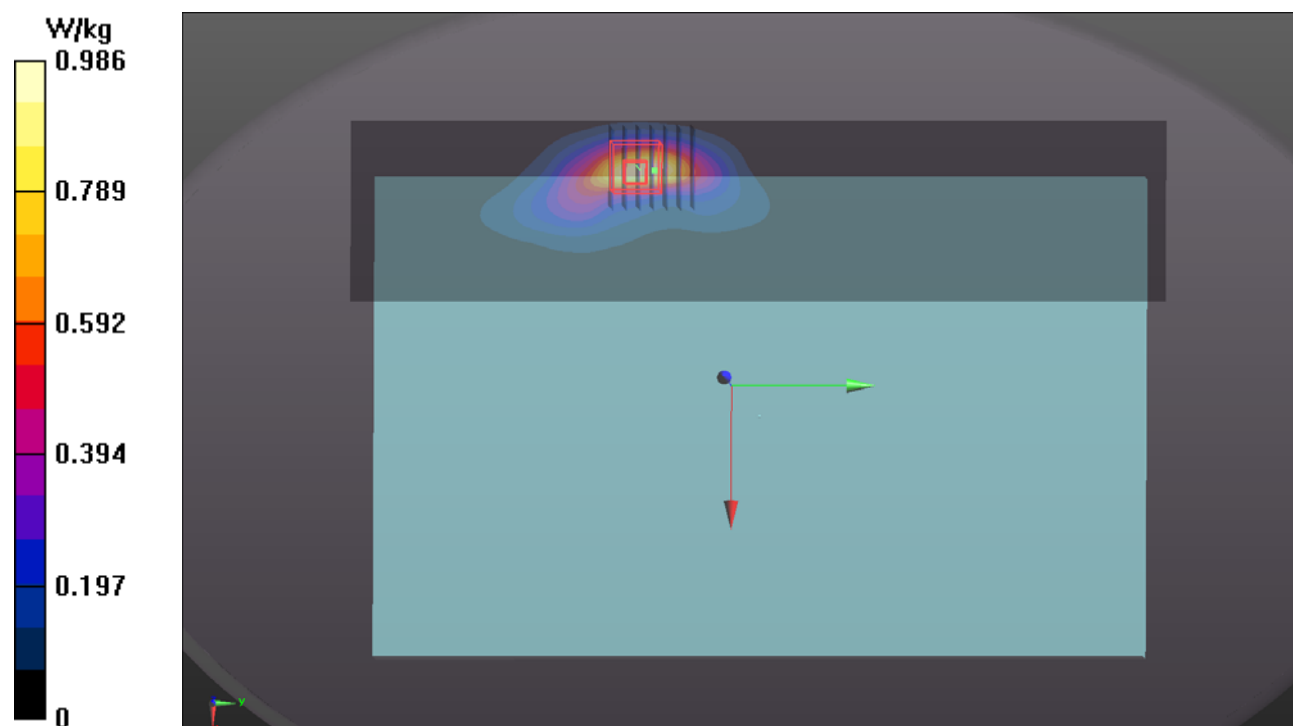
Peak SAR (extrapolated) = 1.63 W/kg

**SAR(1 g) = 0.678 W/kg; SAR(10 g) = 0.318 W/kg** (SAR corrected for target medium)

Smallest distance from peaks to all points 3 dB below = 7.2 mm

Ratio of SAR at M2 to SAR at M1 = 43.1%

Maximum value of SAR (measured) = 1.18 W/kg



### P09 LTE 13\_QPSK10M\_Rear Face\_0mm\_Ch23230\_1RB\_OS0\_Sample1\_Ant0\_P-sensor\_w\_Battery6cell

**DUT: 200417C02**

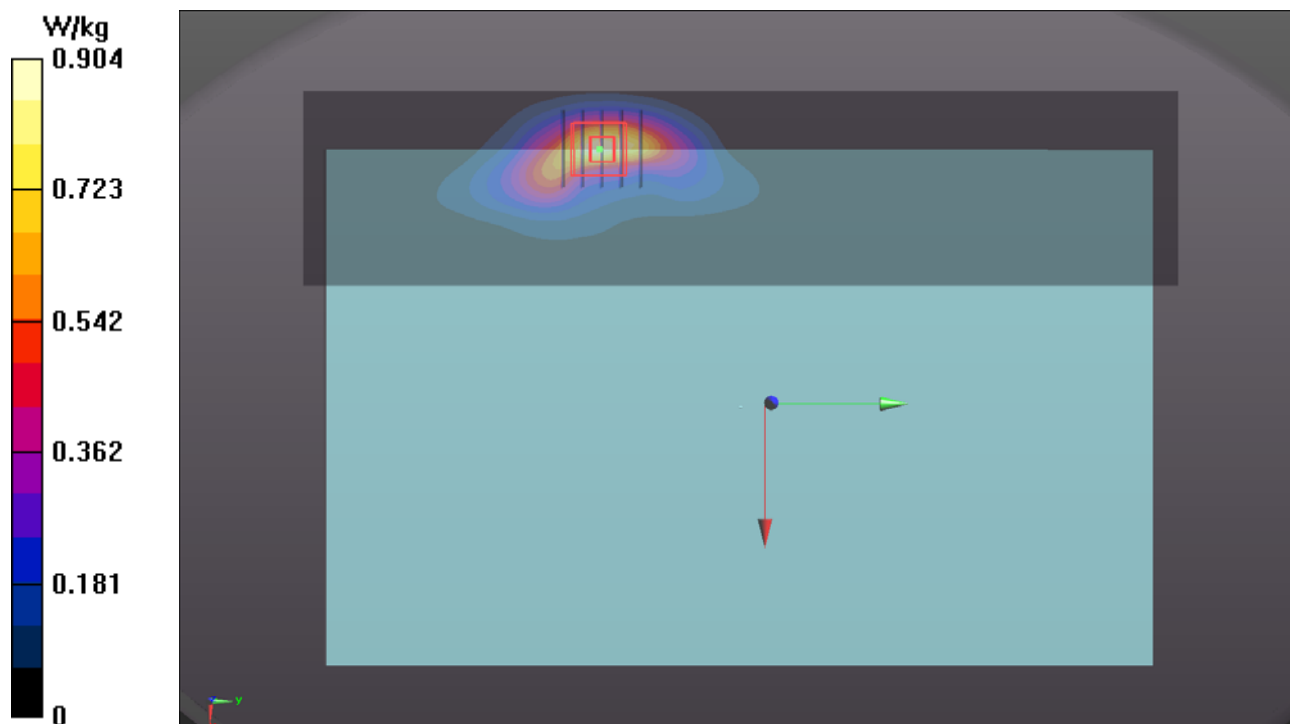
Communication System: UID 10175 - CAG, LTE-FDD (SC-FDMA, 1 RB, 10 MHz, QPSK);  
Frequency: 782 MHz; Duty Cycle: 1:3.74  
Medium: H06T09N1\_0530 Medium parameters used:  $f = 782$  MHz;  $\sigma = 0.922$  S/m;  $\epsilon_r = 42.389$ ;  $\rho = 1000$  kg/m<sup>3</sup>  
Ambient Temperature : 23.6 °C ; Liquid Temperature : 23.2 °C

DASY5 Configuration:

- Probe: EX3DV4 - SN3898; ConvF(10.19, 10.19, 10.19) @ 782 MHz; Calibrated: 2019/06/27
- Sensor-Surface: 1.4mm (Mechanical Surface Detection)
- Electronics: DAE4 Sn914; Calibrated: 2019/06/20
- Phantom: ELI Phantom\_1043; Type: QDOVA;
- Measurement SW: DASY52, Version 52.10 (4); SEMCAD X Version 14.6.14 (7483)

**Area Scan (61x241x1):** Interpolated grid: dx=1.500 mm, dy=1.500 mm  
Maximum value of SAR (interpolated) = 0.904 W/kg

**Zoom Scan (5x5x7)/Cube 0:** Measurement grid: dx=8mm, dy=8mm, dz=5mm  
Reference Value = 31.50 V/m; Power Drift = -0.03 dB  
Peak SAR (extrapolated) = 1.54 W/kg  
**SAR(1 g) = 0.643 W/kg; SAR(10 g) = 0.310 W/kg** (SAR corrected for target medium)  
Smallest distance from peaks to all points 3 dB below = 10.4 mm  
Ratio of SAR at M2 to SAR at M1 = 43.2%  
Maximum value of SAR (measured) = 1.23 W/kg



### P10 LTE 14\_QPSK10M\_Rear Face\_0mm\_Ch23330\_1RB\_OS0\_Sample1\_Ant0\_P-sensor\_w\_Battery6cell

**DUT: 200417C02**

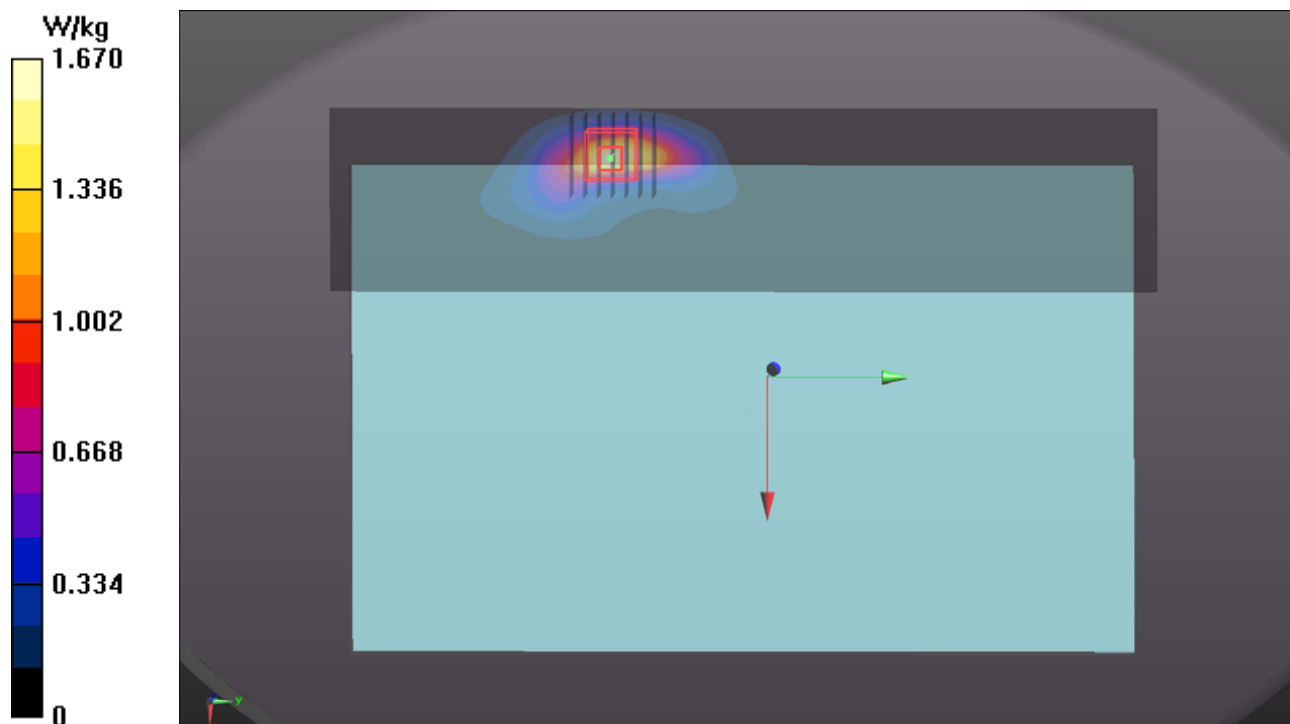
Communication System: UID 10175 - CAG, LTE-FDD (SC-FDMA, 1 RB, 10 MHz, QPSK);  
Frequency: 793 MHz; Duty Cycle: 1:3.74  
Medium: H06T09N1\_0522 Medium parameters used:  $f = 793$  MHz;  $\sigma = 0.932$  S/m;  $\epsilon_r = 42.205$ ;  $\rho = 1000$  kg/m<sup>3</sup>  
Ambient Temperature : 23.6 °C ; Liquid Temperature : 23.2 °C

DASY5 Configuration:

- Probe: EX3DV4 - SN3898; ConvF(10.19, 10.19, 10.19) @ 793 MHz; Calibrated: 2019/06/27
- Sensor-Surface: 1.4mm (Mechanical Surface Detection)
- Electronics: DAE4 Sn914; Calibrated: 2019/06/20
- Phantom: ELI Phantom\_1043; Type: QDOVA;
- Measurement SW: DASY52, Version 52.10 (4); SEMCAD X Version 14.6.14 (7483)

**Area Scan (61x241x1):** Interpolated grid: dx=1.500 mm, dy=1.500 mm  
Maximum value of SAR (interpolated) = 1.67 W/kg

**Zoom Scan (7x7x8)/Cube 0:** Measurement grid: dx=6mm, dy=6mm, dz=1.4mm  
Reference Value = 43.81 V/m; Power Drift = -0.10 dB  
Peak SAR (extrapolated) = 2.52 W/kg  
**SAR(1 g) = 1.01 W/kg; SAR(10 g) = 0.479 W/kg** (SAR corrected for target medium)  
Smallest distance from peaks to all points 3 dB below = 7.2 mm  
Ratio of SAR at M2 to SAR at M1 = 43%  
Maximum value of SAR (measured) = 1.90 W/kg





### P11 LTE 17\_QPSK10M\_Rear Face\_0mm\_Ch23780\_1RB\_OS0\_Sample1\_Ant0\_P-sensor\_w\_Battery6cell

**DUT: 200417C02**

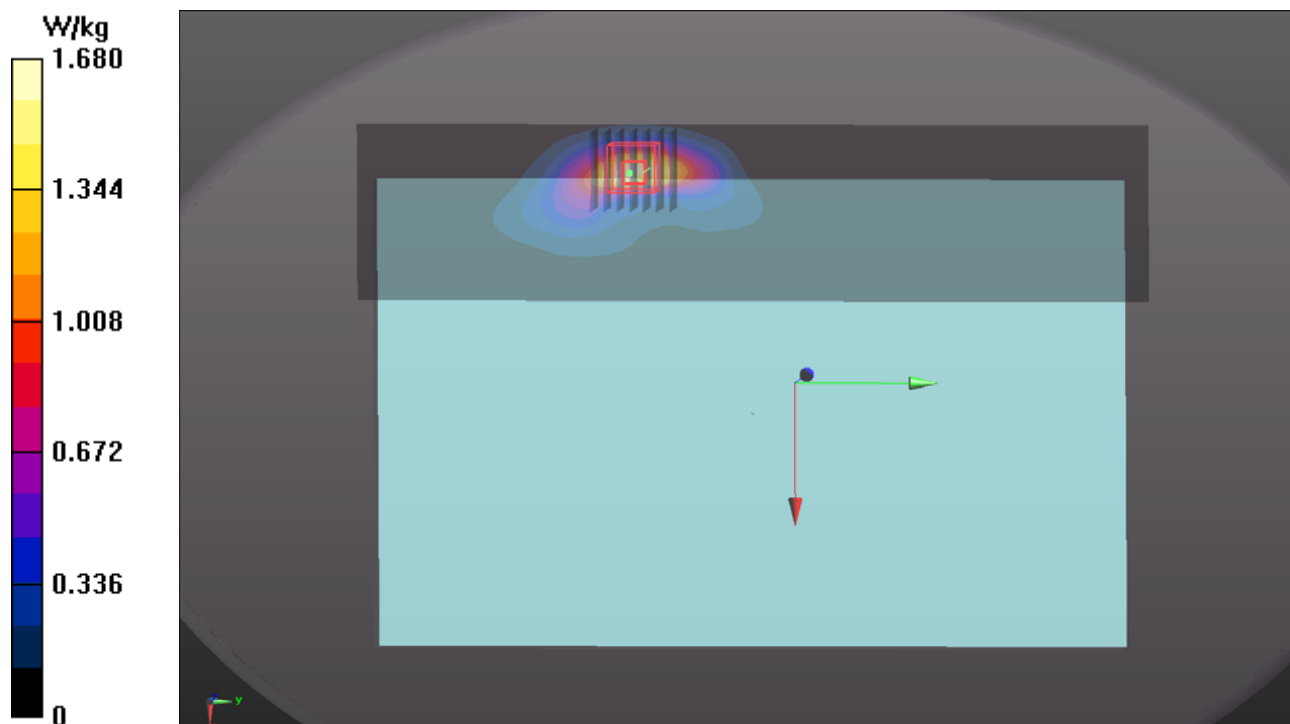
Communication System: UID 10175 - CAG, LTE-FDD (SC-FDMA, 1 RB, 10 MHz, QPSK);  
Frequency: 709 MHz; Duty Cycle: 1:3.74  
Medium: H06T09N1\_0522 Medium parameters used:  $f = 709$  MHz;  $\sigma = 0.857$  S/m;  $\epsilon_r = 43.238$ ;  $\rho = 1000$  kg/m<sup>3</sup>  
Ambient Temperature : 23.6 °C ; Liquid Temperature : 23.2 °C

DASY5 Configuration:

- Probe: EX3DV4 - SN3898; ConvF(10.19, 10.19, 10.19) @ 709 MHz; Calibrated: 2019/06/27
- Sensor-Surface: 1.4mm (Mechanical Surface Detection)
- Electronics: DAE4 Sn914; Calibrated: 2019/06/20
- Phantom: ELI Phantom\_1043; Type: QDOVA;
- Measurement SW: DASY52, Version 52.10 (4); SEMCAD X Version 14.6.14 (7483)

**Area Scan (61x241x1):** Interpolated grid: dx=1.500 mm, dy=1.500 mm  
Maximum value of SAR (interpolated) = 1.68 W/kg

**Zoom Scan (7x7x8)/Cube 0:** Measurement grid: dx=6mm, dy=6mm, dz=1.4mm  
Reference Value = 45.08 V/m; Power Drift = -0.04 dB  
Peak SAR (extrapolated) = 2.53 W/kg  
**SAR(1 g) = 1.06 W/kg; SAR(10 g) = 0.497 W/kg** (SAR corrected for target medium)  
Smallest distance from peaks to all points 3 dB below = 7.2 mm  
Ratio of SAR at M2 to SAR at M1 = 41.7%  
Maximum value of SAR (measured) = 1.86 W/kg



# P12 LTE 25\_QPSK20M\_Rear Face\_0mm\_Ch26590\_1RB\_OS0\_Sample1\_Ant 0\_P-sensor\_w\_Battery6cell

**DUT: 200417C02**

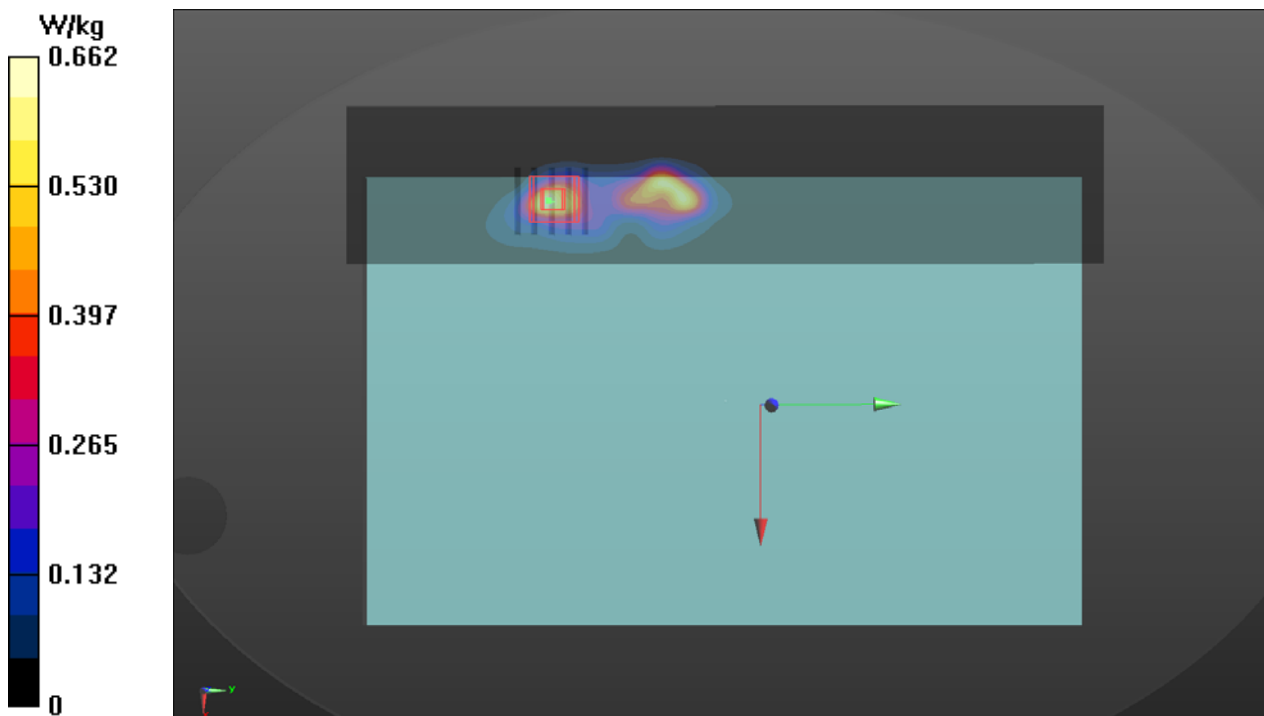
Communication System: UID 10169 - CAE, LTE-FDD (SC-FDMA, 1 RB, 20 MHz, QPSK);  
Frequency: 1905 MHz; Duty Cycle: 1:3.74  
Medium: H16T20N3\_0425 Medium parameters used (interpolated):  $f = 1905$  MHz;  $\sigma = 1.459$  S/m;  
 $\epsilon_r = 40.438$ ;  $\rho = 1000$  kg/m<sup>3</sup>  
Ambient Temperature : 23.8 °C ; Liquid Temperature : 23.3 °C

DASY5 Configuration:

- Probe: EX3DV4 - SN3971; ConvF(8.54, 8.54, 8.54) @ 1905 MHz; Calibrated: 2020/01/27
- Sensor-Surface: 1.4mm (Mechanical Surface Detection)
- Electronics: DAE4 Sn1277; Calibrated: 2020/01/24
- Phantom: ELI Phantom\_1245; Type: QDOVA002AA;
- Measurement SW: DASY52, Version 52.10 (4); SEMCAD X Version 14.6.14 (7483)

**Area Scan (51x241x1):** Interpolated grid: dx=1.500 mm, dy=1.500 mm  
Maximum value of SAR (interpolated) = 0.662 W/kg

**Zoom Scan (5x5x7)/Cube 0:** Measurement grid: dx=8mm, dy=8mm, dz=5mm  
Reference Value = 19.30 V/m; Power Drift = -0.17 dB  
Peak SAR (extrapolated) = 0.890 W/kg  
**SAR(1 g) = 0.383 W/kg; SAR(10 g) = 0.171 W/kg** (SAR corrected for target medium)  
Smallest distance from peaks to all points 3 dB below = 8.6 mm  
Ratio of SAR at M2 to SAR at M1 = 45.5%  
Maximum value of SAR (measured) = 0.682 W/kg



### P13 LTE 26\_QPSK15M\_Rear Face\_0mm\_Ch26765\_1RB\_OS0\_Sample1\_Ant 0\_P-sensor\_w\_Battery6cell

**DUT: 200417C02**

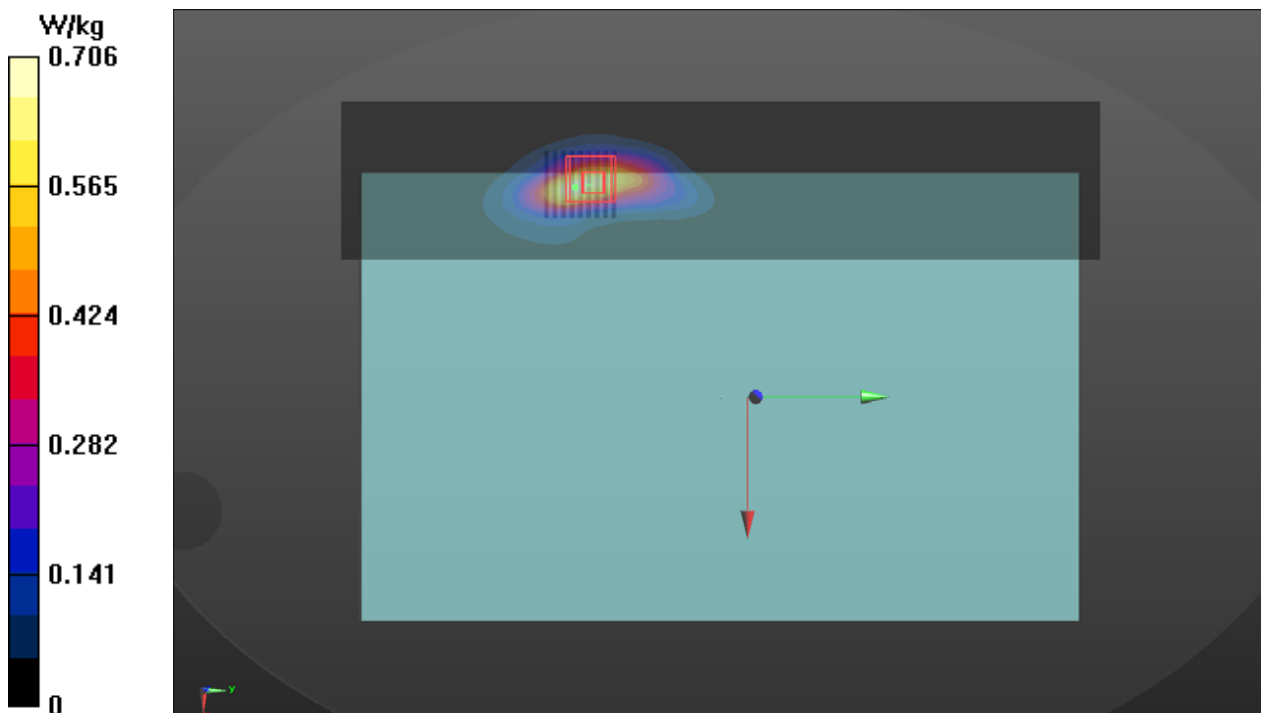
Communication System: UID 10181 - CAE, LTE-FDD (SC-FDMA, 1 RB, 15 MHz, QPSK);  
Frequency: 821.5 MHz; Duty Cycle: 1:3.74  
Medium: H07T10N4\_0424 Medium parameters used (interpolated):  $f = 821.5$  MHz;  $\sigma = 0.888$  S/m;  
 $\epsilon_r = 42.807$ ;  $\rho = 1000$  kg/m<sup>3</sup>  
Ambient Temperature : 23.8 °C ; Liquid Temperature : 23.3 °C

DASY5 Configuration:

- Probe: EX3DV4 - SN3971; ConvF(10.26, 10.26, 10.26) @ 821.5 MHz; Calibrated: 2020/01/27
- Sensor-Surface: 1.4mm (Mechanical Surface Detection)
- Electronics: DAE4 Sn1277; Calibrated: 2020/01/24
- Phantom: ELI Phantom\_1245; Type: QDOVA002AA;
- Measurement SW: DASY52, Version 52.10 (4); SEMCAD X Version 14.6.14 (7483)

**Area Scan (51x241x1):** Interpolated grid: dx=1.500 mm, dy=1.500 mm  
Maximum value of SAR (interpolated) = 0.706 W/kg

**Zoom Scan (9x9x8)/Cube 0:** Measurement grid: dx=4mm, dy=4mm, dz=1.4mm  
Reference Value = 27.64 V/m; Power Drift = 0.12 dB  
Peak SAR (extrapolated) = 1.35 W/kg  
**SAR(1 g) = 0.570 W/kg; SAR(10 g) = 0.269 W/kg** (SAR corrected for target medium)  
Smallest distance from peaks to all points 3 dB below = 5.6 mm  
Ratio of SAR at M2 to SAR at M1 = 77%  
Maximum value of SAR (measured) = 1.00 W/kg



### P14 LTE 30\_QPSK10M\_Rear Face\_0mm\_Ch27710\_1RB\_OS0\_Sample1\_Ant0\_P-sensor\_w\_Battery6cell

**DUT: 200417C02**

Communication System: UID 10175 - CAG, LTE-FDD (SC-FDMA, 1 RB, 10 MHz, QPSK);  
Frequency: 2310 MHz; Duty Cycle: 1:3.74

Medium: H19T27N3\_0523 Medium parameters used:  $f = 2310$  MHz;  $\sigma = 1.731$  S/m;  $\epsilon_r = 40.18$ ;  $\rho = 1000$  kg/m<sup>3</sup>

Ambient Temperature : 23.6 °C ; Liquid Temperature : 23.2 °C

DASY5 Configuration:

- Probe: EX3DV4 - SN3898; ConvF(8.03, 8.03, 8.03) @ 2310 MHz; Calibrated: 2019/06/27
- Sensor-Surface: 1.4mm (Mechanical Surface Detection)
- Electronics: DAE4 Sn914; Calibrated: 2019/06/20
- Phantom: ELI Phantom\_1043; Type: QDOVA;
- Measurement SW: DASY52, Version 52.10 (4); SEMCAD X Version 14.6.14 (7483)

**Area Scan (71x301x1):** Interpolated grid: dx=1.200 mm, dy=1.200 mm  
Maximum value of SAR (interpolated) = 1.34 W/kg

**Zoom Scan (7x7x7)/Cube 0:** Measurement grid: dx=5mm, dy=5mm, dz=5mm

Reference Value = 25.87 V/m; Power Drift = -0.03 dB

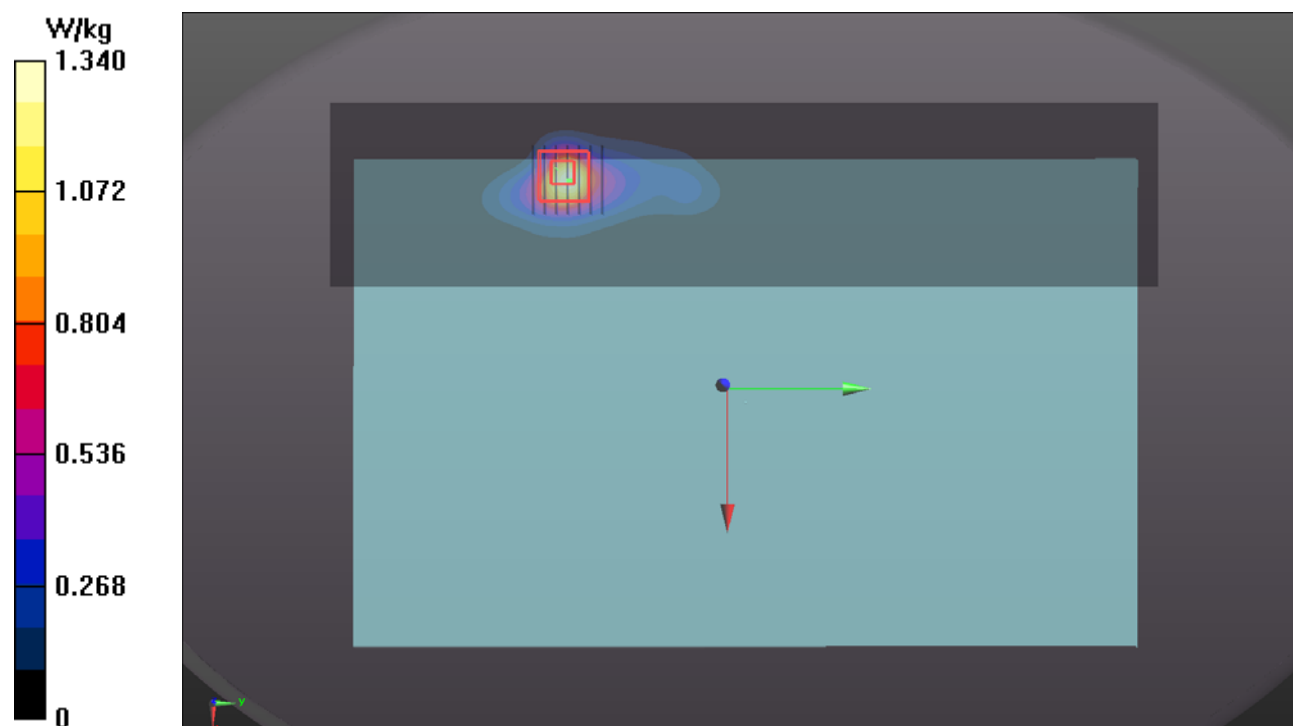
Peak SAR (extrapolated) = 2.69 W/kg

**SAR(1 g) = 1.01 W/kg; SAR(10 g) = 0.424 W/kg** (SAR corrected for target medium)

Smallest distance from peaks to all points 3 dB below = 7.1 mm

Ratio of SAR at M2 to SAR at M1 = 38.2%

Maximum value of SAR (measured) = 1.97 W/kg



**P15 LTE 38\_QPSK20M\_Rear  
Face\_0mm\_Ch38150\_1RB\_OS0\_Sample1\_Ant0\_P-sensor\_w\_Battery6cell**

**DUT: 200417C02**

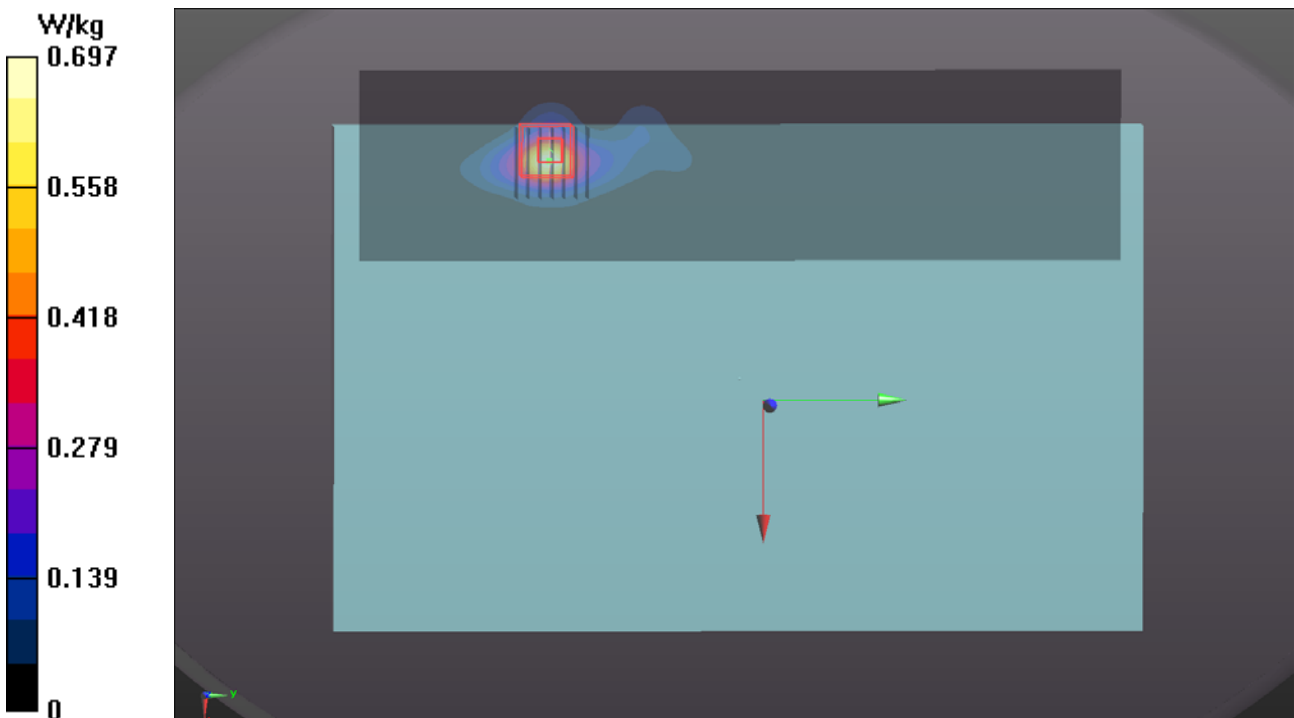
Communication System: UID 10172 - CAG, LTE-TDD (SC-FDMA, 1 RB, 20 MHz, QPSK);  
Frequency: 2610 MHz; Duty Cycle: 1:8.33  
Medium: H19T27N3\_0516 Medium parameters used (interpolated):  $f = 2610$  MHz;  $\sigma = 2.061$  S/m;  
 $\epsilon_r = 38.603$ ;  $\rho = 1000$  kg/m<sup>3</sup>  
Ambient Temperature : 23.8 °C ; Liquid Temperature : 23.0 °C

DASY5 Configuration:

- Probe: EX3DV4 - SN3898; ConvF(7.41, 7.41, 7.41) @ 2610 MHz; Calibrated: 2019/06/27
- Sensor-Surface: 1.4mm (Mechanical Surface Detection)
- Electronics: DAE4 Sn914; Calibrated: 2019/06/20
- Phantom: ELI Phantom\_1043; Type: QDOVA;
- Measurement SW: DASY52, Version 52.10 (4); SEMCAD X Version 14.6.14 (7483)

**Area Scan (71x271x1):** Interpolated grid: dx=1.200 mm, dy=1.200 mm  
Maximum value of SAR (interpolated) = 0.697 W/kg

**Zoom Scan (7x7x7)/Cube 0:** Measurement grid: dx=5mm, dy=5mm, dz=5mm  
Reference Value = 18.81 V/m; Power Drift = 0.06 dB  
Peak SAR (extrapolated) = 1.62 W/kg  
**SAR(1 g) = 0.579 W/kg; SAR(10 g) = 0.220 W/kg** (SAR corrected for target medium)  
Smallest distance from peaks to all points 3 dB below = 6.7 mm  
Ratio of SAR at M2 to SAR at M1 = 37.1%  
Maximum value of SAR (measured) = 1.18 W/kg



### P16 LTE 41\_QPSK20M\_Rear Face\_0mm\_Ch41055\_1RB\_OS0\_Sample1\_Ant0\_P-sensor\_w\_Battery6cell

**DUT: 200417C02**

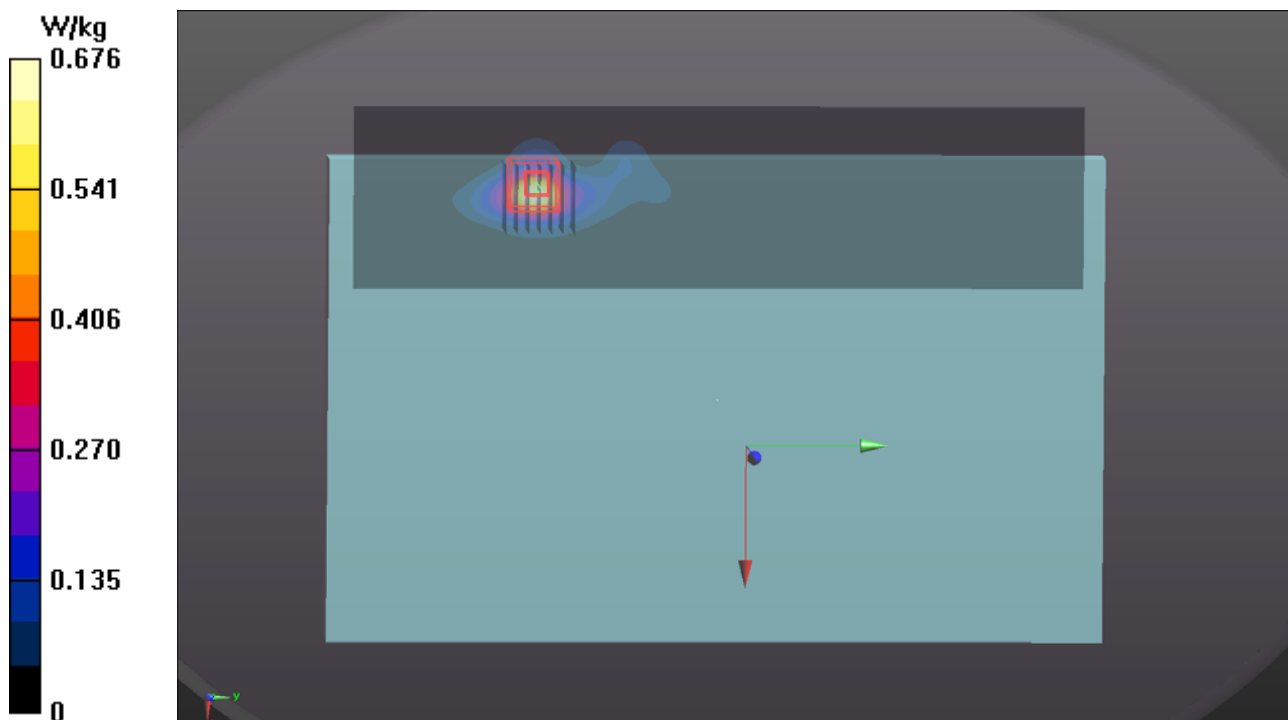
Communication System: UID 10172 - CAG, LTE-TDD (SC-FDMA, 1 RB, 20 MHz, QPSK);  
Frequency: 2636.5 MHz; Duty Cycle: 1:8.33  
Medium: H19T27N3\_0516 Medium parameters used (interpolated):  $f = 2636.5$  MHz;  $\sigma = 2.078$  S/m;  
 $\epsilon_r = 38.5$ ;  $\rho = 1000$  kg/m<sup>3</sup>  
Ambient Temperature : 23.8 °C ; Liquid Temperature : 23.0 °C

DASY5 Configuration:

- Probe: EX3DV4 - SN3898; ConvF(7.41, 7.41, 7.41) @ 2636.5 MHz; Calibrated: 2019/06/27
- Sensor-Surface: 1.4mm (Mechanical Surface Detection)
- Electronics: DAE4 Sn914; Calibrated: 2019/06/20
- Phantom: ELI Phantom\_1043; Type: QDOVA;
- Measurement SW: DASY52, Version 52.10 (4); SEMCAD X Version 14.6.14 (7483)

**Area Scan (71x271x1):** Interpolated grid: dx=1.200 mm, dy=1.200 mm  
Maximum value of SAR (interpolated) = 0.676 W/kg

**Zoom Scan (7x7x7)/Cube 0:** Measurement grid: dx=5mm, dy=5mm, dz=5mm  
Reference Value = 18.52 V/m; Power Drift = 0.06 dB  
Peak SAR (extrapolated) = 1.54 W/kg  
**SAR(1 g) = 0.548 W/kg; SAR(10 g) = 0.207 W/kg** (SAR corrected for target medium)  
Smallest distance from peaks to all points 3 dB below = 6 mm  
Ratio of SAR at M2 to SAR at M1 = 37.1%  
Maximum value of SAR (measured) = 1.11 W/kg



# P17 LTE 42\_QPSK20M\_Rear Face\_0mm\_Ch43340\_1RB\_OS0\_Sample1\_Ant1\_P-sensor\_w\_Battery 6cell

**DUT: 200417C02**

Communication System: UID 10172 - CAG, LTE-TDD (SC-FDMA, 1 RB, 20 MHz, QPSK);

Frequency: 3575 MHz; Duty Cycle: 1:8.33

Medium: H34T38N1\_0819 Medium parameters used:  $f = 3575$  MHz;  $\sigma = 3.027$  S/m;  $\epsilon_r = 37.185$ ;  $\rho = 1000$  kg/m<sup>3</sup>

Ambient Temperature : 23.4 °C ; Liquid Temperature : 23.1 °C

DASY5 Configuration:

- Probe: EX3DV4 - SN3820; ConvF(6.53, 6.53, 6.53) @ 3575 MHz; Calibrated: 2020/6/25
- Sensor-Surface: 1.4mm (Mechanical Surface Detection)
- Electronics: DAE3 Sn393; Calibrated: 2020/4/30
- Phantom: ELI Phantom\_2105; Type: QD OVA 004 Ax;
- Measurement SW: DASY52, Version 52.10 (4); SEMCAD X Version 14.6.14 (7483)

**Area Scan (71x271x1):** Interpolated grid: dx=1.200 mm, dy=1.200 mm

Maximum value of SAR (interpolated) = 1.29 W/kg

**Zoom Scan (7x7x7)/Cube 0:** Measurement grid: dx=5mm, dy=5mm, dz=2.5mm

Reference Value = 17.47 V/m; Power Drift = -0.03 dB

Peak SAR (extrapolated) = 2.49 W/kg

**SAR(1 g) = 0.935 W/kg; SAR(10 g) = 0.346 W/kg** (SAR corrected for target medium)

Smallest distance from peaks to all points 3 dB below = 6.3 mm

Ratio of SAR at M2 to SAR at M1 = 62.9%

Maximum value of SAR (measured) = 1.68 W/kg



### **P18 LTE 48\_QPSK20M\_Rear Face\_0mm\_Ch56210\_1RB\_OS0\_Sample1\_Ant1\_P-sensor\_w\_Battery6cell**

**DUT: 200417C02**

Communication System: UID 10172 - CAG, LTE-TDD (SC-FDMA, 1 RB, 20 MHz, QPSK);  
Frequency: 3647 MHz; Duty Cycle: 1:8.33

Medium: H34T38N1\_0518 Medium parameters used:  $f = 3647$  MHz;  $\sigma = 3.003$  S/m;  $\epsilon_r = 36.253$ ;  $\rho = 1000$  kg/m<sup>3</sup>

Ambient Temperature : 23.7 °C ; Liquid Temperature : 23.2 °C

DASY5 Configuration:

- Probe: EX3DV4 - SN3650; ConvF(6.66, 6.66, 6.66) @ 3647 MHz; Calibrated: 2020/03/25
- Sensor-Surface: 1.4mm (Mechanical Surface Detection)
- Electronics: DAE4 Sn1431; Calibrated: 2020/03/18
- Phantom: ELI Phantom\_1043; Type: QDOVA;
- Measurement SW: DASY52, Version 52.10 (4); SEMCAD X Version 14.6.14 (7483)

**Area Scan (71x301x1):** Interpolated grid: dx=1.200 mm, dy=1.200 mm  
Maximum value of SAR (interpolated) = 1.02 W/kg

**Zoom Scan (7x7x7)/Cube 0:** Measurement grid: dx=5mm, dy=5mm, dz=2.5mm  
Reference Value = 13.52 V/m; Power Drift = -0.13 dB

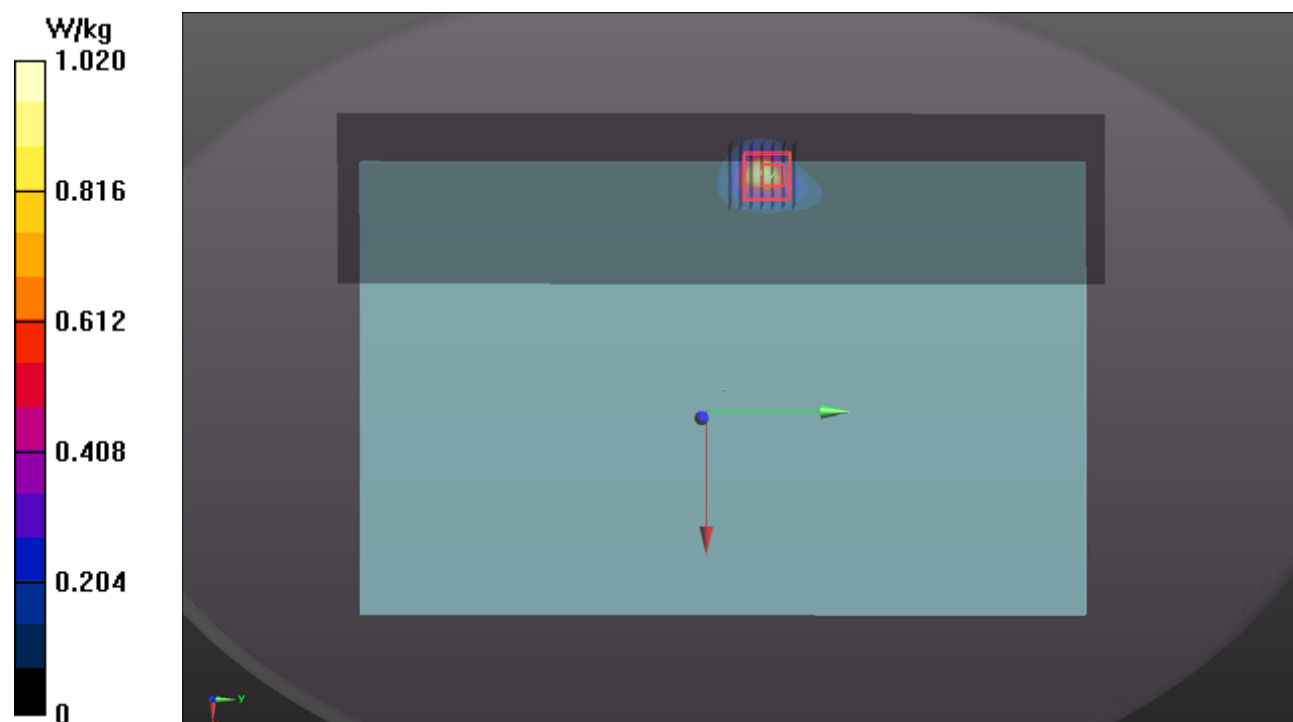
Peak SAR (extrapolated) = 1.84 W/kg

**SAR(1 g) = 0.611 W/kg; SAR(10 g) = 0.216 W/kg** (SAR corrected for target medium)

Smallest distance from peaks to all points 3 dB below = 7 mm

Ratio of SAR at M2 to SAR at M1 = 56.6%

Maximum value of SAR (measured) = 1.26 W/kg





### P19 LTE 66\_QPSK20M\_Rear Face\_0mm\_Ch132322\_1RB\_OS0\_Sample1\_Ant1\_P-sensor\_w\_Battery6cell

**DUT: 200417C02**

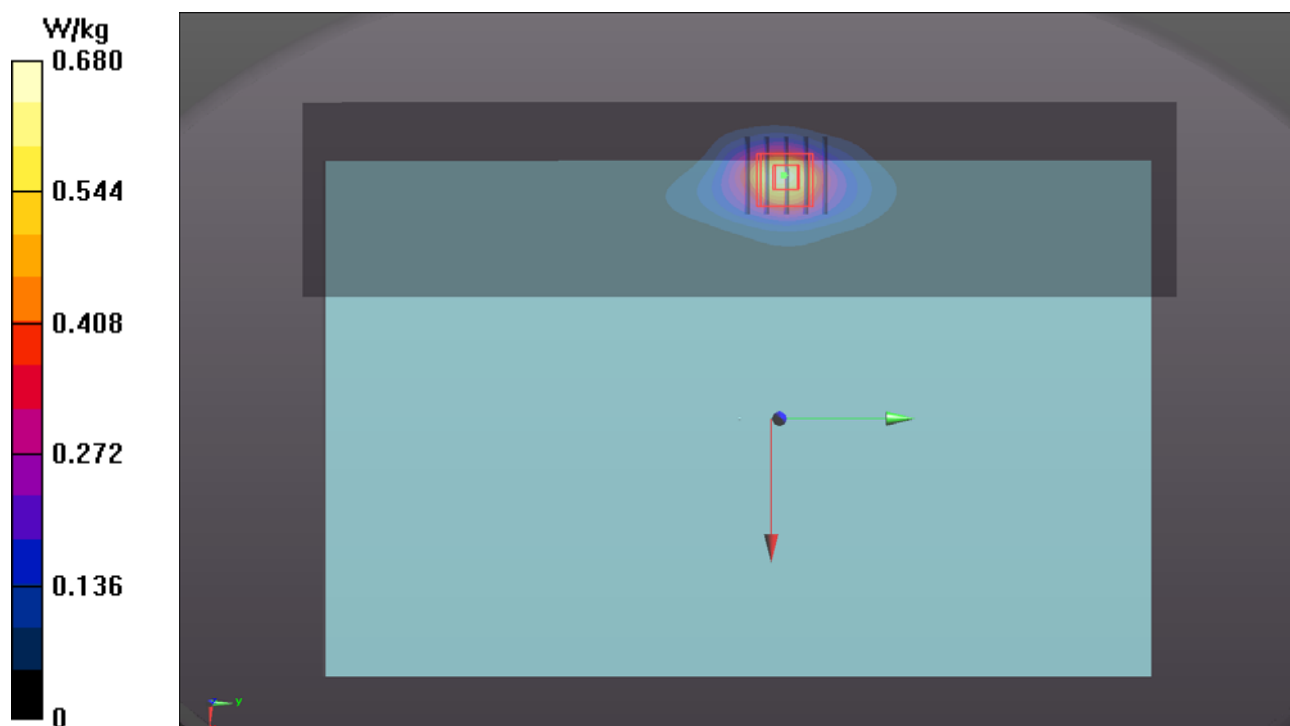
Communication System: UID 10169 - CAE, LTE-FDD (SC-FDMA, 1 RB, 20 MHz, QPSK);  
Frequency: 1745 MHz; Duty Cycle: 1:3.74  
Medium: H16T20N1\_0531 Medium parameters used (interpolated):  $f = 1745$  MHz;  $\sigma = 1.323$  S/m;  
 $\epsilon_r = 40.146$ ;  $\rho = 1000$  kg/m<sup>3</sup>  
Ambient Temperature : 23.6 °C ; Liquid Temperature : 23.2 °C

DASY5 Configuration:

- Probe: EX3DV4 - SN3898; ConvF(8.72, 8.72, 8.72) @ 1745 MHz; Calibrated: 2019/06/27
- Sensor-Surface: 1.4mm (Mechanical Surface Detection)
- Electronics: DAE4 Sn914; Calibrated: 2019/06/20
- Phantom: ELI Phantom\_1043; Type: QDOVA;
- Measurement SW: DASY52, Version 52.10 (4); SEMCAD X Version 14.6.14 (7483)

**Area Scan (61x221x1):** Interpolated grid: dx=1.500 mm, dy=1.500 mm  
Maximum value of SAR (interpolated) = 0.680 W/kg

**Zoom Scan (5x5x7)/Cube 0:** Measurement grid: dx=8mm, dy=8mm, dz=5mm  
Reference Value = 19.51 V/m; Power Drift = 0.09 dB  
Peak SAR (extrapolated) = 1.50 W/kg  
**SAR(1 g) = 0.708 W/kg; SAR(10 g) = 0.309 W/kg** (SAR corrected for target medium)  
Smallest distance from peaks to all points 3 dB below = 9 mm  
Ratio of SAR at M2 to SAR at M1 = 49.6%  
Maximum value of SAR (measured) = 1.16 W/kg



### P20 LTE 71\_QPSK20M\_Rear Face\_0mm\_Ch133222\_1RB\_OS0\_Sample1\_Ant0\_P-sensor\_w\_Battery6cell

**DUT: 200417C02**

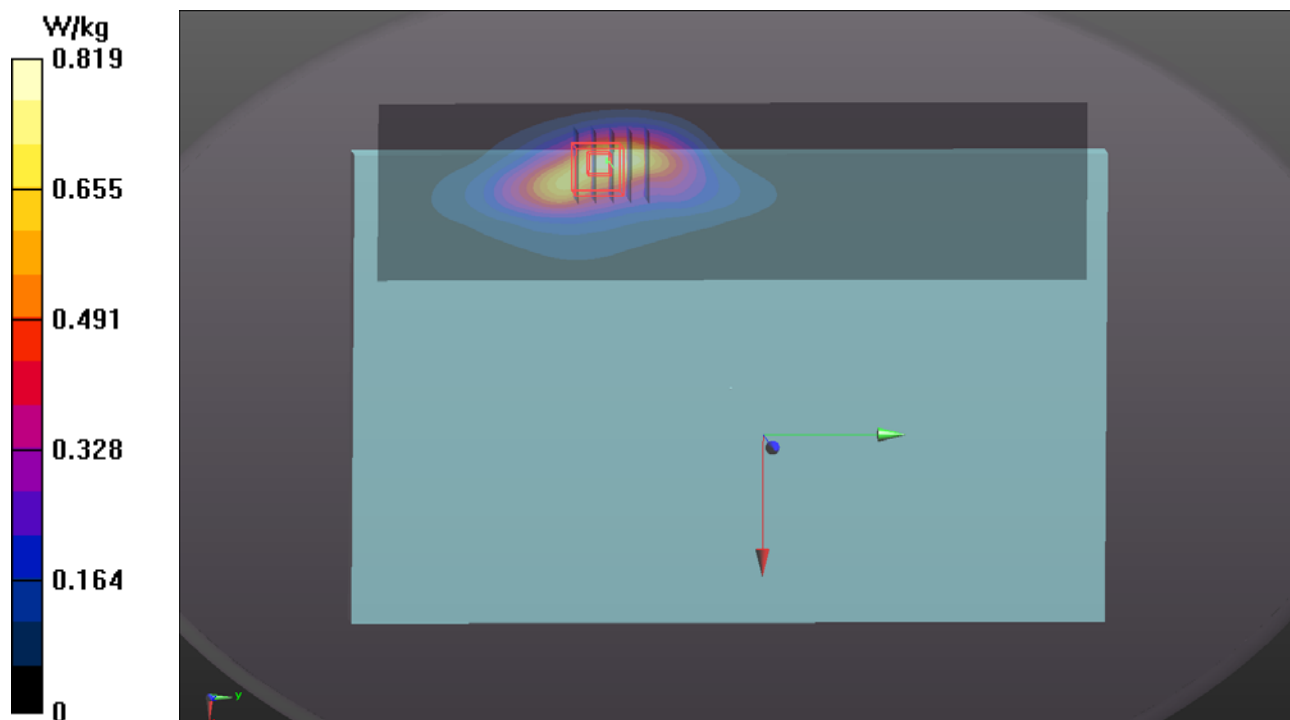
Communication System: UID 10169 - CAE, LTE-FDD (SC-FDMA, 1 RB, 20 MHz, QPSK);  
Frequency: 673 MHz; Duty Cycle: 1:3.74  
Medium: H06T10N1\_0516 Medium parameters used:  $f = 673$  MHz;  $\sigma = 0.875$  S/m;  $\epsilon_r = 42.667$ ;  $\rho = 1000$  kg/m<sup>3</sup>  
Ambient Temperature : 23.8 °C ; Liquid Temperature : 23.0 °C

#### DASY5 Configuration:

- Probe: EX3DV4 - SN3898; ConvF(10.19, 10.19, 10.19) @ 673 MHz; Calibrated: 2019/06/27
- Sensor-Surface: 1.4mm (Mechanical Surface Detection)
- Electronics: DAE4 Sn914; Calibrated: 2019/06/20
- Phantom: ELI Phantom\_1043; Type: QDOVA;
- Measurement SW: DASY52, Version 52.10 (4); SEMCAD X Version 14.6.14 (7483)

**Area Scan (61x221x1):** Interpolated grid: dx=1.500 mm, dy=1.500 mm  
Maximum value of SAR (interpolated) = 0.819 W/kg

**Zoom Scan (5x5x7)/Cube 0:** Measurement grid: dx=8mm, dy=8mm, dz=5mm  
Reference Value = 28.17 V/m; Power Drift = 0.03 dB  
Peak SAR (extrapolated) = 1.55 W/kg  
**SAR(1 g) = 0.599 W/kg; SAR(10 g) = 0.297 W/kg** (SAR corrected for target medium)  
Smallest distance from peaks to all points 3 dB below = 8.2 mm  
Ratio of SAR at M2 to SAR at M1 = 37.2%  
Maximum value of SAR (measured) = 1.16 W/kg



### P21 5G NR-n2\_DFT-S-15KHz\_QPSK20M\_Rear Face\_0mm\_Ch376000\_50RB\_OS0\_Sample1\_Ant0\_P-sensor\_w\_Battery6Cell

**DUT: 200417C02**

Communication System: UID 0, CW; Frequency: 1880 MHz; Duty Cycle: 1:3.82

Medium: H16T20N1\_0525 Medium parameters used:  $f = 1880$  MHz;  $\sigma = 1.443$  S/m;  $\epsilon_r = 38.835$ ;  $\rho = 1000$  kg/m<sup>3</sup>

Ambient Temperature : 23.4 °C ; Liquid Temperature : 23.2 °C

DASY5 Configuration:

- Probe: EX3DV4 - SN3971; ConvF(8.54, 8.54, 8.54) @ 1880 MHz; Calibrated: 2020/01/27
- Sensor-Surface: 1.4mm (Mechanical Surface Detection)
- Electronics: DAE4 Sn1277; Calibrated: 2020/01/24
- Phantom: ELI Phantom\_1204; Type: QDOVA;
- Measurement SW: DASY52, Version 52.10 (4); SEMCAD X Version 14.6.14 (7483)

**Area Scan (61x241x1):** Interpolated grid: dx=1.500 mm, dy=1.500 mm

Maximum value of SAR (interpolated) = 0.791 W/kg

**Zoom Scan (5x5x7)/Cube 0:** Measurement grid: dx=8mm, dy=8mm, dz=5mm

Reference Value = 20.53 V/m; Power Drift = -0.08 dB

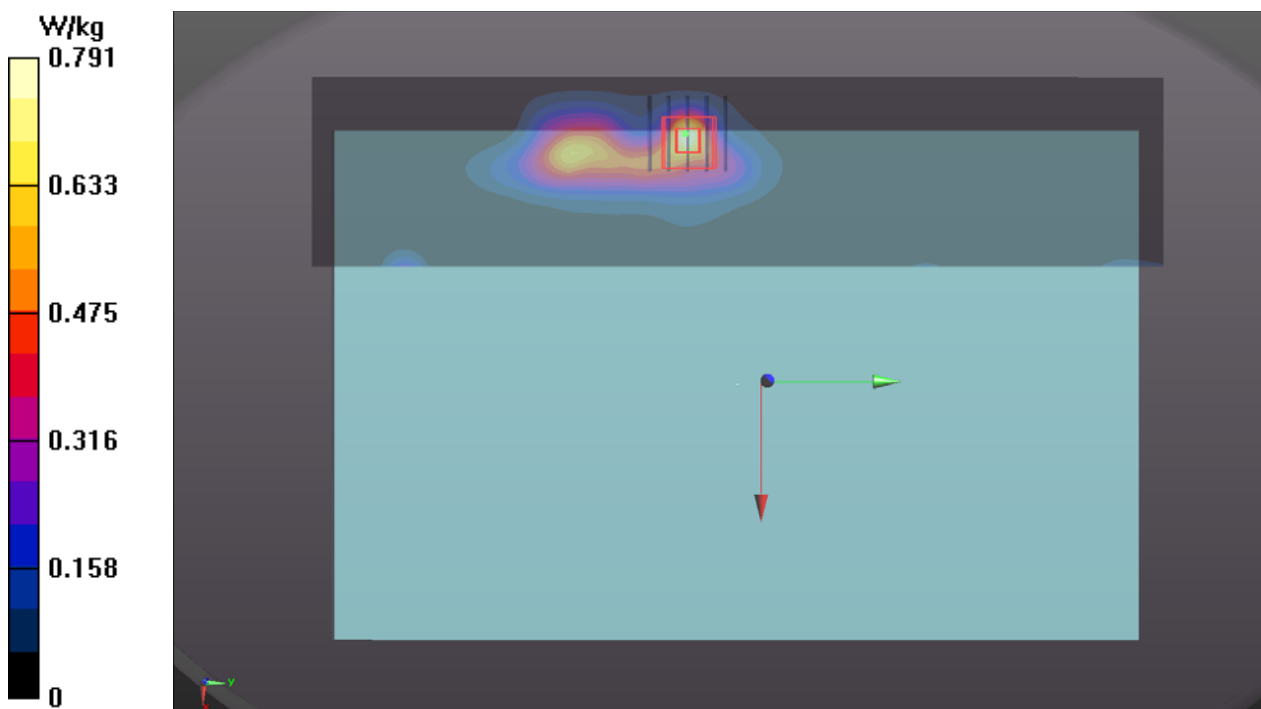
Peak SAR (extrapolated) = 1.61 W/kg

**SAR(1 g) = 0.723 W/kg; SAR(10 g) = 0.315 W/kg** (SAR corrected for target medium)

Smallest distance from peaks to all points 3 dB below = 8.8 mm

Ratio of SAR at M2 to SAR at M1 = 52%

Maximum value of SAR (measured) = 1.21 W/kg



### P22 5G NR-n5\_DFT-S-15KHz\_QPSK20M\_Rear Face\_0mm\_Ch167800\_1RB\_OS1\_Sample1\_Ant0\_P-sensor\_w\_Battery6Cell

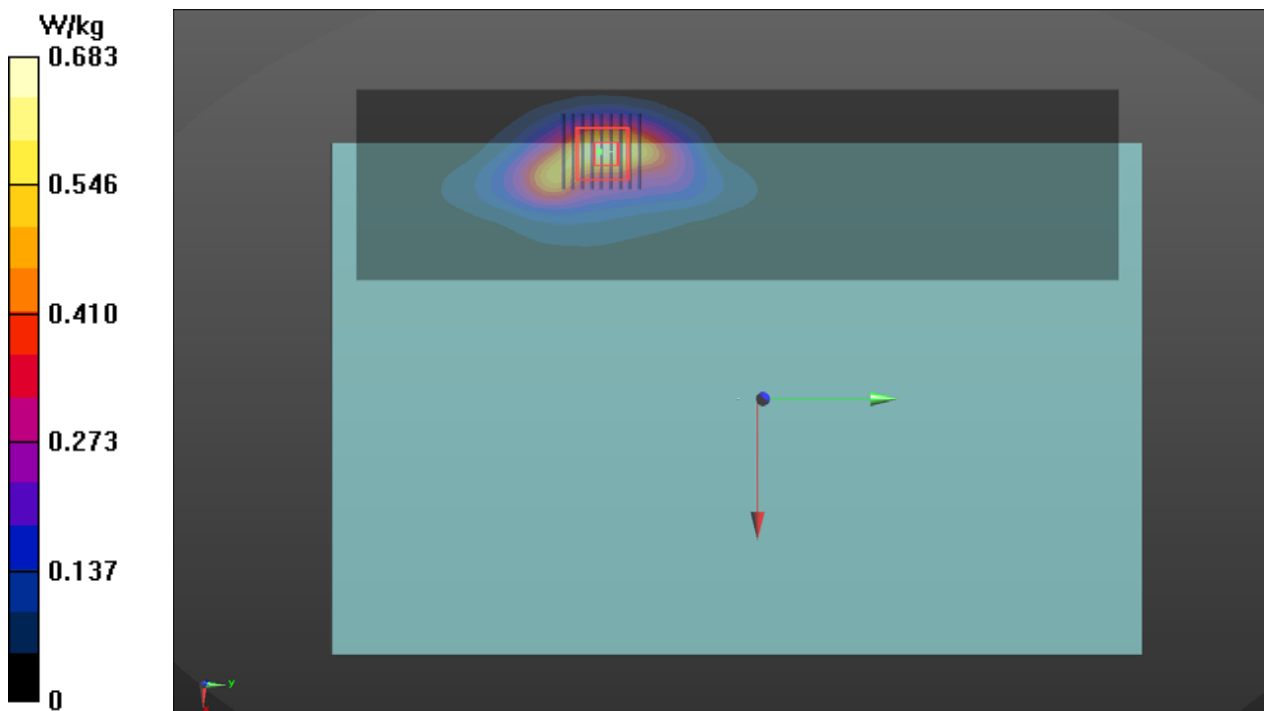
**DUT: 200417C02**

Communication System: UID 0, CW ; Frequency: 839 MHz;Duty Cycle: 1:3.56  
Medium: H07T10N1\_0529 Medium parameters used:  $f = 839$  MHz;  $\sigma = 0.931$  S/m;  $\epsilon_r = 42.465$ ;  $\rho = 1000$  kg/m<sup>3</sup>  
Ambient Temperature : 23.7 °C ; Liquid Temperature : 23.1 °C

- DASY5 Configuration:
- Probe: EX3DV4 - SN7472; ConvF(10.18, 10.18, 10.18) @ 839 MHz; Calibrated: 2019/08/30
  - Sensor-Surface: 1.4mm (Mechanical Surface Detection)
  - Electronics: DAE3 Sn579; Calibrated: 2019/08/27
  - Phantom: ELI Phantom\_2105; Type: QD OVA 004 Ax;
  - Measurement SW: DASY52, Version 52.10 (4); SEMCAD X Version 14.6.14 (7483)

**Area Scan (61x221x1):** Interpolated grid: dx=1.500 mm, dy=1.500 mm  
Maximum value of SAR (interpolated) = 0.683 W/kg

**Zoom Scan (9x9x8)/Cube 0:** Measurement grid: dx=4mm, dy=4mm, dz=1.4mm  
Reference Value = 23.43 V/m; Power Drift = -0.05 dB  
Peak SAR (extrapolated) = 1.65 W/kg  
**SAR(1 g) = 0.609 W/kg; SAR(10 g) = 0.288 W/kg** (SAR corrected for target medium)  
Smallest distance from peaks to all points 3 dB below = 5.8 mm  
Ratio of SAR at M2 to SAR at M1 = 76.3%  
Maximum value of SAR (measured) = 1.10 W/kg



### P23 5G NR-n7\_DFT-S-15KHz\_QPSK20M\_Rear Face\_0mm\_Ch502000\_1RB\_OS1\_Sample1\_Ant1\_P-sensor\_w\_Battery6Cell

**DUT: 200417C02**

Communication System: UID 0, CW; Frequency: 2510 MHz; Duty Cycle: 1:3.56

Medium: H19T27N3\_0525 Medium parameters used:  $f = 2510$  MHz;  $\sigma = 1.945$  S/m;  $\epsilon_r = 38.149$ ;  $\rho = 1000$  kg/m<sup>3</sup>

Ambient Temperature : 23.4 °C ; Liquid Temperature : 23.2 °C

DASY5 Configuration:

- Probe: EX3DV4 - SN3971; ConvF(7.71, 7.71, 7.71) @ 2510 MHz; Calibrated: 2020/01/27
- Sensor-Surface: 1.4mm (Mechanical Surface Detection)
- Electronics: DAE4 Sn1277; Calibrated: 2020/01/24
- Phantom: ELI Phantom\_1204; Type: QDOVA;
- Measurement SW: DASY52, Version 52.10 (4); SEMCAD X Version 14.6.14 (7483)

**Area Scan (71x301x1):** Interpolated grid: dx=1.200 mm, dy=1.200 mm

Maximum value of SAR (interpolated) = 0.541 W/kg

**Zoom Scan (7x7x7)/Cube 0:** Measurement grid: dx=5mm, dy=5mm, dz=5mm

Reference Value = 13.87 V/m; Power Drift = -0.04 dB

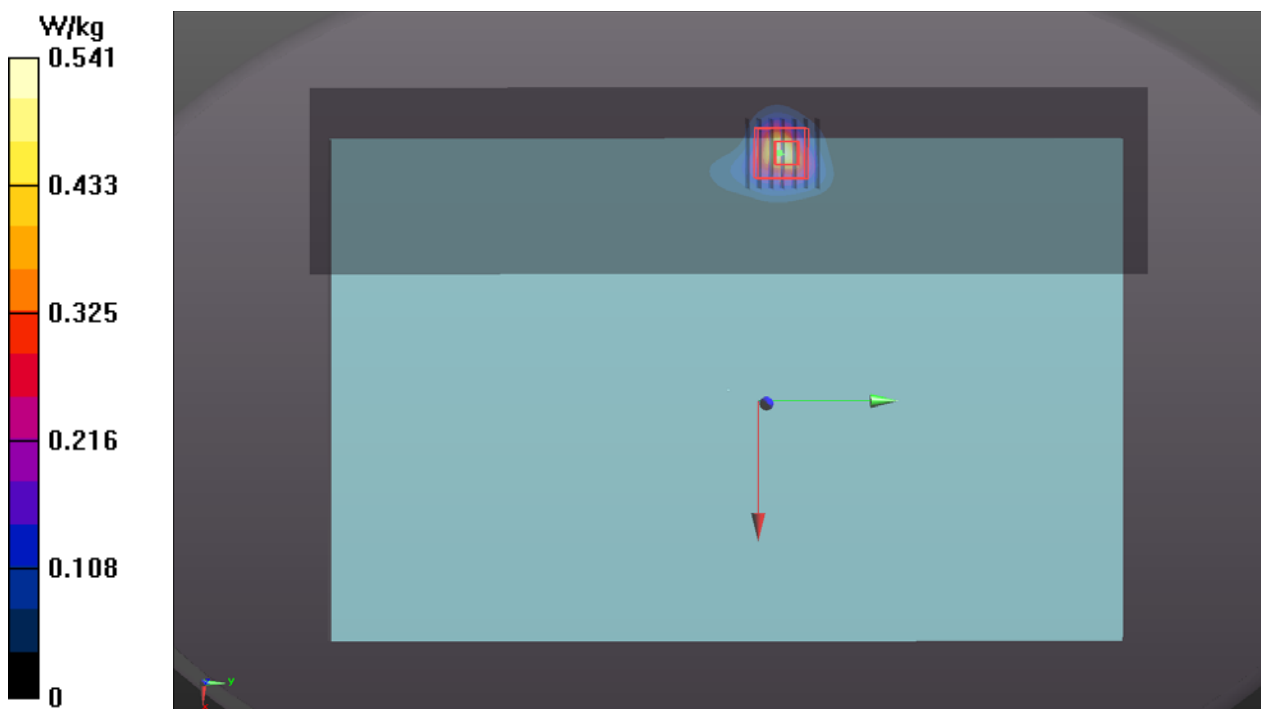
Peak SAR (extrapolated) = 1.38 W/kg

**SAR(1 g) = 0.413 W/kg; SAR(10 g) = 0.135 W/kg** (SAR corrected for target medium)

Smallest distance from peaks to all points 3 dB below = 6.3 mm

Ratio of SAR at M2 to SAR at M1 = 42.8%

Maximum value of SAR (measured) = 0.773 W/kg



### P24 5G NR-n12\_DFT-S-15KHz\_QPSK15M\_Rear Face\_0mm\_Ch141500\_1RB\_OS1\_Sample1\_Ant0\_P-sensor\_w\_Battery6Cell

**DUT: 200417C02**

Communication System: UID 0, CW; Frequency: 707.5 MHz; Duty Cycle: 1:3.56  
Medium: H06T09N1\_0529 Medium parameters used (interpolated):  $f = 707.5$  MHz;  $\sigma = 0.848$  S/m;  
 $\epsilon_r = 44.025$ ;  $\rho = 1000$  kg/m<sup>3</sup>  
Ambient Temperature : 23.7 °C ; Liquid Temperature : 23.1 °C

DASY5 Configuration:

- Probe: EX3DV4 - SN7472; ConvF(10.49, 10.49, 10.49) @ 707.5 MHz; Calibrated: 2019/08/30
- Sensor-Surface: 1.4mm (Mechanical Surface Detection)
- Electronics: DAE3 Sn579; Calibrated: 2019/08/27
- Phantom: ELI Phantom\_2105; Type: QD OVA 004 Ax;
- Measurement SW: DASY52, Version 52.10 (4); SEMCAD X Version 14.6.14 (7483)

**Area Scan (61x221x1):** Interpolated grid: dx=1.500 mm, dy=1.500 mm  
Maximum value of SAR (interpolated) = 0.655 W/kg

**Zoom Scan (5x5x7)/Cube 0:** Measurement grid: dx=8mm, dy=8mm, dz=5mm

Reference Value = 25.84 V/m; Power Drift = -0.05 dB

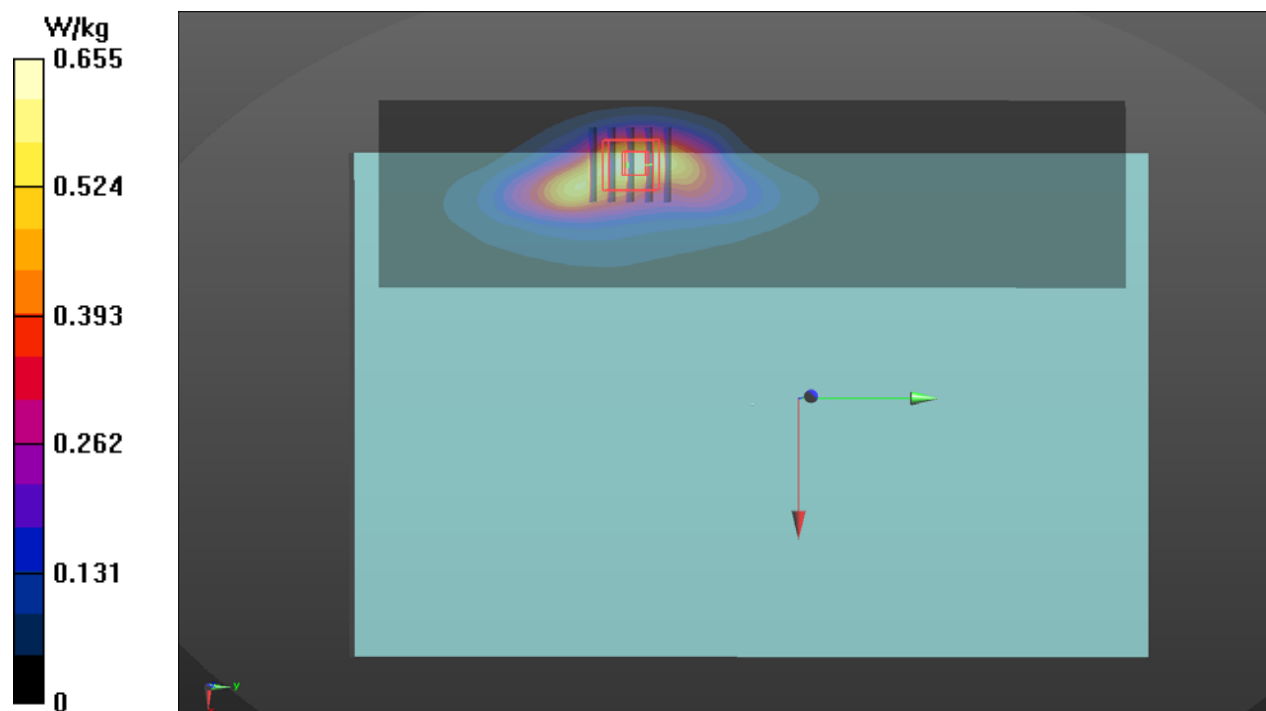
Peak SAR (extrapolated) = 1.60 W/kg

**SAR(1 g) = 0.659 W/kg; SAR(10 g) = 0.308 W/kg** (SAR corrected for target medium)

Smallest distance from peaks to all points 3 dB below = 8.4 mm

Ratio of SAR at M2 to SAR at M1 = 39.1%

Maximum value of SAR (measured) = 1.24 W/kg



### P25 5G NR-n41\_DFT-S-30KHz\_QPSK100M\_Rear Face\_0mm\_Ch528000\_135RB\_OS0\_Sample1\_Ant1\_P-sensor\_w\_Battery6Cell

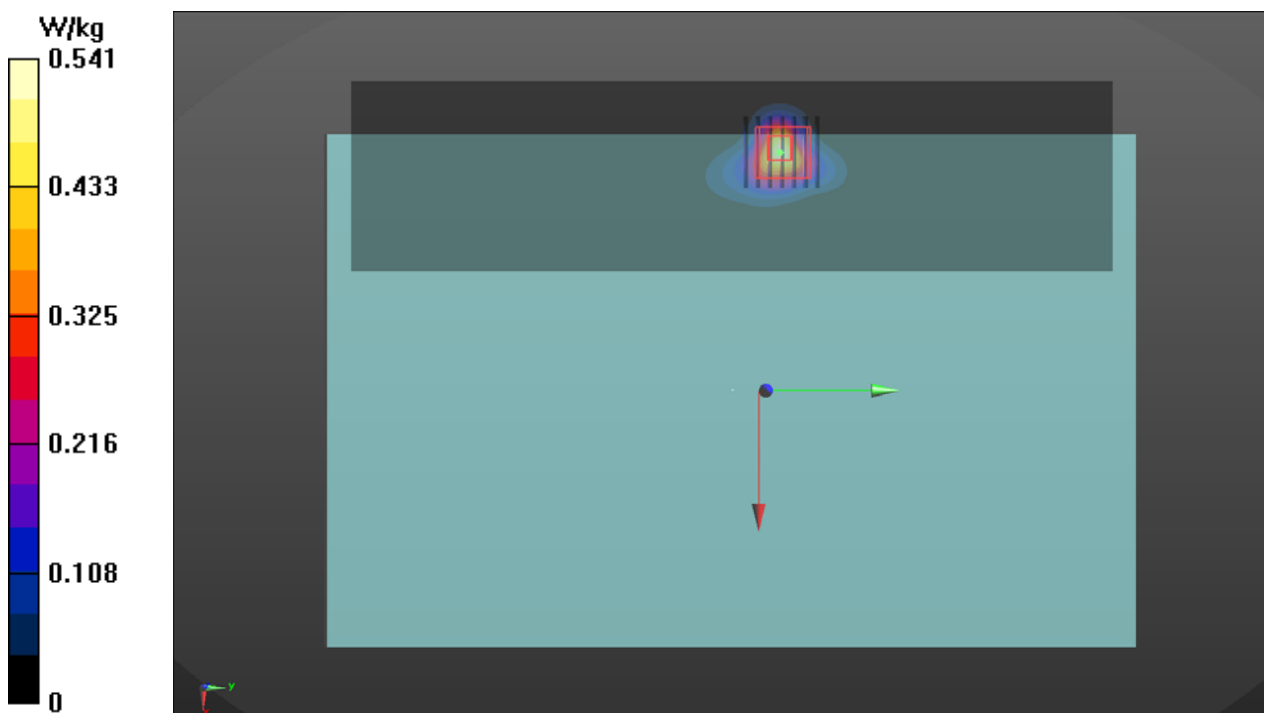
**DUT: 200417C02**

Communication System: UID 0, CW; Frequency: 2640 MHz; Duty Cycle: 1:3.93  
Medium: H19T27N1\_0528 Medium parameters used:  $f = 2640$  MHz;  $\sigma = 2.073$  S/m;  $\epsilon_r = 37.281$ ;  $\rho = 1000$  kg/m<sup>3</sup>  
Ambient Temperature : 23.7 °C ; Liquid Temperature : 23.1 °C

DASY5 Configuration:  
- Probe: EX3DV4 - SN7472; ConvF(7.64, 7.64, 7.64) @ 2640 MHz; Calibrated: 2019/08/30  
- Sensor-Surface: 1.4mm (Mechanical Surface Detection)  
- Electronics: DAE3 Sn579; Calibrated: 2019/08/27  
- Phantom: ELI Phantom\_2105; Type: QD OVA 004 Ax;  
- Measurement SW: DASY52, Version 52.10 (4); SEMCAD X Version 14.6.14 (7483)

**Area Scan (71x301x1):** Interpolated grid: dx=1.200 mm, dy=1.200 mm  
Maximum value of SAR (interpolated) = 0.541 W/kg

**Zoom Scan (7x7x7)/Cube 0:** Measurement grid: dx=5mm, dy=5mm, dz=5mm  
Reference Value = 12.58 V/m; Power Drift = -0.04 dB  
Peak SAR (extrapolated) = 1.96 W/kg  
**SAR(1 g) = 0.712 W/kg; SAR(10 g) = 0.254 W/kg** (SAR corrected for target medium)  
Smallest distance from peaks to all points 3 dB below = 5.6 mm  
Ratio of SAR at M2 to SAR at M1 = 40%  
Maximum value of SAR (measured) = 1.46 W/kg



### **P26 5G NR-n66\_DFT-S-15KHz\_QPSK20M\_Rear Face\_0mm\_Ch354000\_50RB\_OS0\_Sample1\_Ant0\_P-sensor\_w\_Battery6Cell**

**DUT: 200417C02**

Communication System: UID 0, CW; Frequency: 1770 MHz; Duty Cycle: 1:3.82

Medium: H16T20N1\_0525 Medium parameters used:  $f = 1770$  MHz;  $\sigma = 1.344$  S/m;  $\epsilon_r = 39.267$ ;  $\rho = 1000$  kg/m<sup>3</sup>

Ambient Temperature : 23.4 °C ; Liquid Temperature : 23.2 °C

DASY5 Configuration:

- Probe: EX3DV4 - SN3971; ConvF(8.73, 8.73, 8.73) @ 1770 MHz; Calibrated: 2020/01/27
- Sensor-Surface: 1.4mm (Mechanical Surface Detection)
- Electronics: DAE4 Sn1277; Calibrated: 2020/01/24
- Phantom: ELI Phantom\_1204; Type: QDOVA;
- Measurement SW: DASY52, Version 52.10 (4); SEMCAD X Version 14.6.14 (7483)

**Area Scan (61x241x1):** Interpolated grid: dx=1.500 mm, dy=1.500 mm

Maximum value of SAR (interpolated) = 0.823 W/kg

**Zoom Scan (5x5x7)/Cube 0:** Measurement grid: dx=8mm, dy=8mm, dz=5mm

Reference Value = 18.40 V/m; Power Drift = -0.06 dB

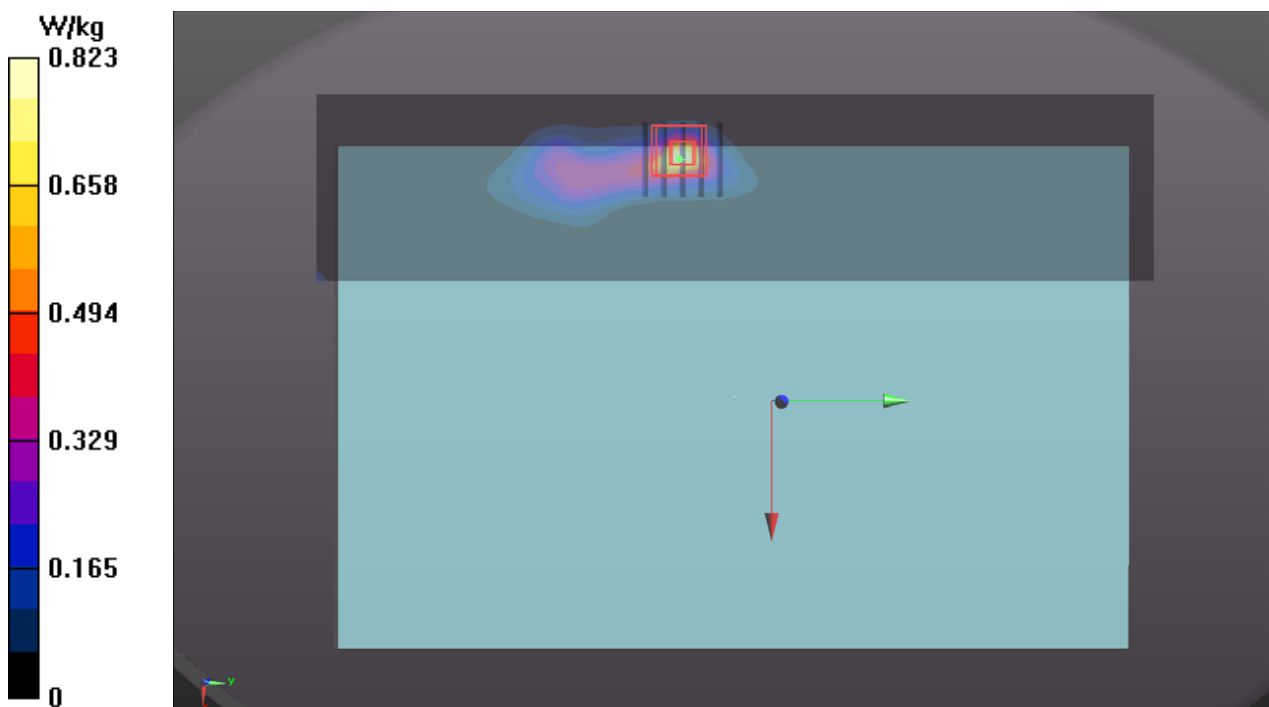
Peak SAR (extrapolated) = 1.10 W/kg

**SAR(1 g) = 0.463 W/kg; SAR(10 g) = 0.183 W/kg** (SAR corrected for target medium)

Smallest distance from peaks to all points 3 dB below = 10.4 mm

Ratio of SAR at M2 to SAR at M1 = 39.5%

Maximum value of SAR (measured) = 0.851 W/kg





## P27 WLAN2.4G\_802.11b\_Rear Face\_0mm\_Ch6\_Sample1\_Ant1\_Battery6cell

**DUT: 200417C02**

Communication System: UID 10415 - AAA, IEEE 802.11b WiFi 2.4 GHz (DSSS, 1 Mbps, 99pc duty cycle); Frequency: 2437 MHz; Duty Cycle: 1:1

Medium: H19T27N1\_0512 Medium parameters used:  $f = 2437$  MHz;  $\sigma = 1.863$  S/m;  $\epsilon_r = 39.179$ ;  $\rho = 1000$  kg/m<sup>3</sup>

Ambient Temperature : 23.8 °C ; Liquid Temperature : 23.2 °C

DASY5 Configuration:

- Probe: EX3DV4 - SN7472; ConvF(7.7, 7.7, 7.7) @ 2437 MHz; Calibrated: 2019/08/30
- Sensor-Surface: 1.4mm (Mechanical Surface Detection)
- Electronics: DAE3 Sn579; Calibrated: 2019/08/27
- Phantom: ELI Phantom\_2105; Type: QD OVA 004 Ax;
- Measurement SW: DASY52, Version 52.10 (4); SEMCAD X Version 14.6.14 (7483)

**Area Scan (61x251x1):** Interpolated grid: dx=1.200 mm, dy=1.200 mm

Maximum value of SAR (interpolated) = 1.57 W/kg

**Zoom Scan (7x7x7)/Cube 0:** Measurement grid: dx=5mm, dy=5mm, dz=5mm

Reference Value = 28.89 V/m; Power Drift = -0.10 dB

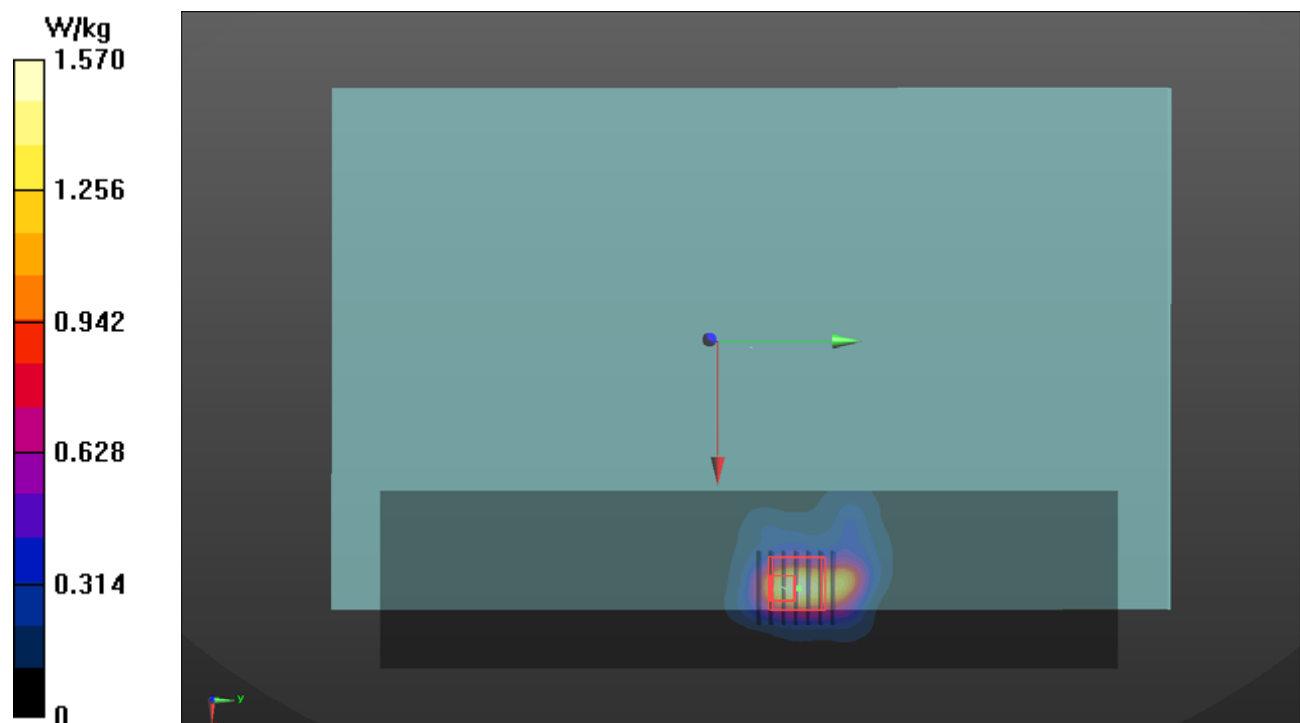
Peak SAR (extrapolated) = 2.75 W/kg

**SAR(1 g) = 1.03 W/kg; SAR(10 g) = 0.429 W/kg** (SAR corrected for target medium)

Smallest distance from peaks to all points 3 dB below = 6.7 mm

Ratio of SAR at M2 to SAR at M1 = 40.1%

Maximum value of SAR (measured) = 2.03 W/kg



## **P28 WLAN5.2G\_802.11ac VHT80\_Top Side\_0mm\_Ch42\_Sample2\_Ant0 +1\_Battery6cell**

**DUT: 200417C02**

Communication System: UID 10544 - AAC, IEEE 802.11ac WiFi (80MHz, MCS0, 99pc duty cycle); Frequency: 5210 MHz; Duty Cycle: 1:1.02

Medium: H34T60N1\_0513 Medium parameters used (interpolated):  $f = 5210$  MHz;  $\sigma = 4.478$  S/m;

$\epsilon_r = 37.049$ ;  $\rho = 1000$  kg/m<sup>3</sup>

Ambient Temperature : 23.6 °C ; Liquid Temperature : 23.3 °C

DASY5 Configuration:

- Probe: EX3DV4 - SN7537; ConvF(5.36, 5.36, 5.36) @ 5210 MHz; Calibrated: 2019/06/18
- Sensor-Surface: 1.4mm (Mechanical Surface Detection)
- Electronics: DAE4 Sn1585; Calibrated: 2019/06/07
- Phantom: ELI Phantom\_1043; Type: QDOVA;
- Measurement SW: DASY52, Version 52.10 (4); SEMCAD X Version 14.6.14 (7483)

**Area Scan (71x301x1):** Interpolated grid: dx=1.000 mm, dy=1.000 mm

Maximum value of SAR (interpolated) = 2.44 W/kg

**Zoom Scan (7x7x7)/Cube 0:** Measurement grid: dx=4mm, dy=4mm, dz=1.4mm

Reference Value = 25.50 V/m; Power Drift = 0.09 dB

Peak SAR (extrapolated) = 4.10 W/kg

**SAR(1 g) = 1.16 W/kg; SAR(10 g) = 0.356 W/kg** (SAR corrected for target medium)

Smallest distance from peaks to all points 3 dB below = 6.4 mm

Ratio of SAR at M2 to SAR at M1 = 69.6%

Maximum value of SAR (measured) = 2.70 W/kg

**Zoom Scan (7x7x7)/Cube 1:** Measurement grid: dx=4mm, dy=4mm, dz=1.4mm

Reference Value = 25.50 V/m; Power Drift = 0.09 dB

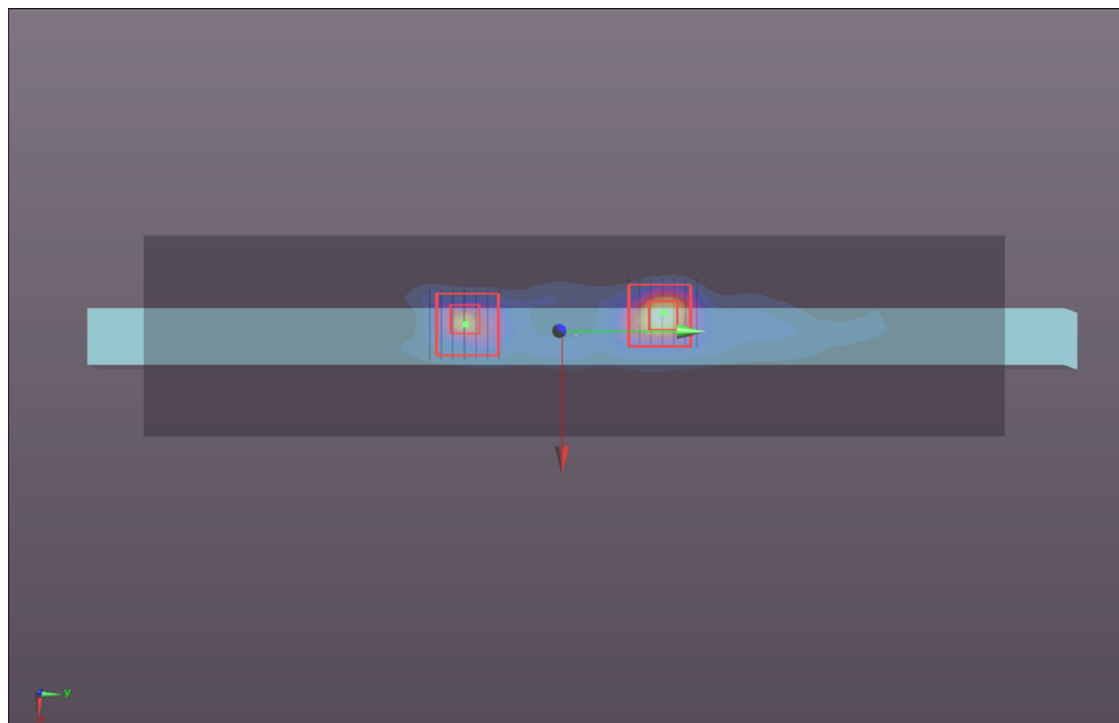
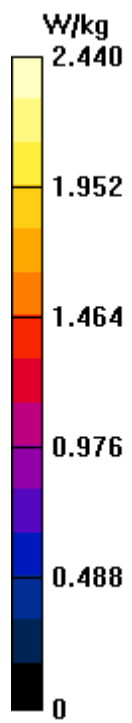
Peak SAR (extrapolated) = 2.80 W/kg

**SAR(1 g) = 0.749 W/kg; SAR(10 g) = 0.238 W/kg** (SAR corrected for target medium)

Smallest distance from peaks to all points 3 dB below = 5.6 mm

Ratio of SAR at M2 to SAR at M1 = 67.1%

Maximum value of SAR (measured) = 1.69 W/kg



## P29 WLAN5.6G\_802.11ac VHT160\_Top Side\_0mm\_Ch114\_Sample1\_Ant 1\_Battery6cell

**DUT: 200417C02**

Communication System: UID 10554 - AAC, IEEE 802.11ac WiFi (160MHz, MCS0, 99pc duty cycle); Frequency: 5570 MHz; Duty Cycle: 1:1.01

Medium: H34T60N3\_0512 Medium parameters used:  $f = 5570$  MHz;  $\sigma = 5.134$  S/m;  $\epsilon_r = 34.782$ ;  $\rho = 1000$  kg/m<sup>3</sup>

Ambient Temperature : 23.8 °C ; Liquid Temperature : 23.2 °C

DASY5 Configuration:

- Probe: EX3DV4 - SN7472; ConvF(5.1, 5.1, 5.1) @ 5570 MHz; Calibrated: 2019/08/30
- Sensor-Surface: 1.4mm (Mechanical Surface Detection)
- Electronics: DAE3 Sn579; Calibrated: 2019/08/27
- Phantom: ELI Phantom\_2105; Type: QD OVA 004 Ax;
- Measurement SW: DASY52, Version 52.10 (4); SEMCAD X Version 14.6.14 (7483)

**Area Scan (71x301x1):** Interpolated grid: dx=1.000 mm, dy=1.000 mm

Maximum value of SAR (interpolated) = 3.47 W/kg

**Zoom Scan (7x7x7)/Cube 0:** Measurement grid: dx=4mm, dy=4mm, dz=1.4mm

Reference Value = 20.95 V/m; Power Drift = -0.02 dB

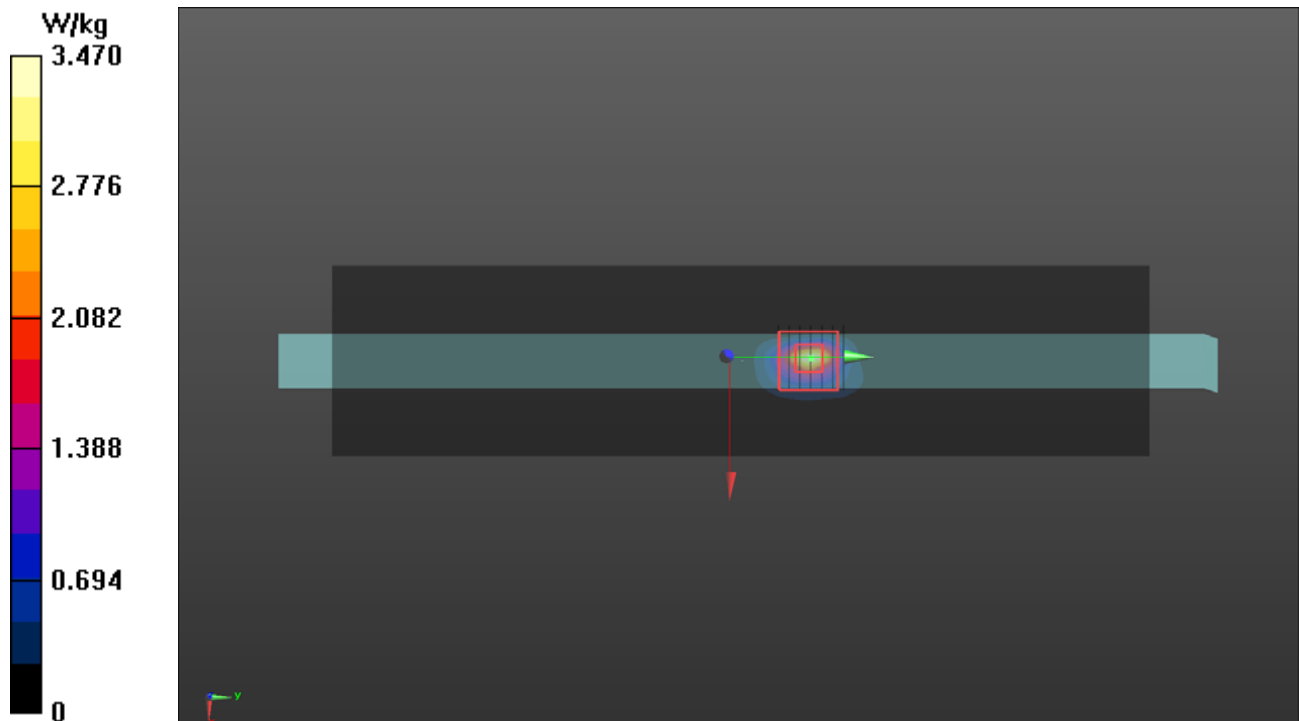
Peak SAR (extrapolated) = 4.22 W/kg

**SAR(1 g) = 1.06 W/kg; SAR(10 g) = 0.301 W/kg** (SAR corrected for target medium)

Smallest distance from peaks to all points 3 dB below = 5.4 mm

Ratio of SAR at M2 to SAR at M1 = 65.6%

Maximum value of SAR (measured) = 2.61 W/kg



# P30 WLAN5.8G\_802.11ac VHT80\_Top Side\_0mm\_Ch155\_Sample2\_Ant 1\_Battery6cell

**DUT: 200417C02**

Communication System: UID 10544 - AAB, IEEE 802.11ac WiFi (80MHz, MCS0, 99pc duty cycle); Frequency: 5775 MHz; Duty Cycle: 1:1.02

Medium: H34T60N1\_0513 Medium parameters used:  $f = 5775$  MHz;  $\sigma = 5.032$  S/m;  $\epsilon_r = 36.307$ ;  $\rho = 1000$  kg/m<sup>3</sup>

Ambient Temperature : 23.6 °C ; Liquid Temperature : 23.2 °C

DASY5 Configuration:

- Probe: EX3DV4 - SN7537; ConvF(4.99, 4.99, 4.99) @ 5775 MHz; Calibrated: 2019/06/18
- Sensor-Surface: 1.4mm (Mechanical Surface Detection)
- Electronics: DAE4 Sn1585; Calibrated: 2019/06/07
- Phantom: ELI Phantom\_1043; Type: QDOVA;
- Measurement SW: DASY52, Version 52.10 (4); SEMCAD X Version 14.6.14 (7483)

**Area Scan (71x301x1):** Interpolated grid: dx=1.000 mm, dy=1.000 mm

Maximum value of SAR (interpolated) = 2.78 W/kg

**Zoom Scan (7x7x7)/Cube 0:** Measurement grid: dx=4mm, dy=4mm, dz=1.4mm

Reference Value = 24.52 V/m; Power Drift = 0.02 dB

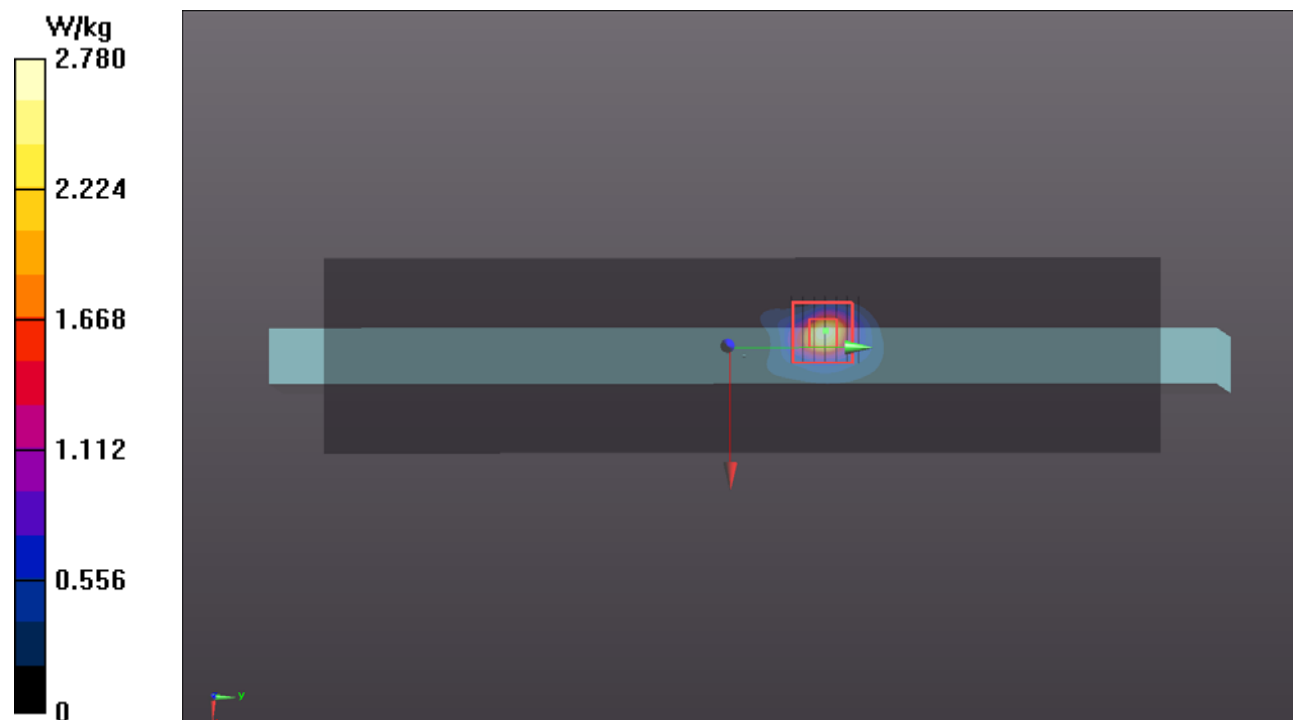
Peak SAR (extrapolated) = 4.96 W/kg

**SAR(1 g) = 1.17 W/kg; SAR(10 g) = 0.324 W/kg** (SAR corrected for target medium)

Smallest distance from peaks to all points 3 dB below = 5.7 mm

Ratio of SAR at M2 to SAR at M1 = 63.6%

Maximum value of SAR (measured) = 2.95 W/kg



### P31 BT\_BDR\_Rear Face\_0mm\_Ch0\_Sample1\_Ant1\_Battery6cell

**DUT: 200417C02**

Communication System: UID 10032 - CAA, IEEE 802.15.1 Bluetooth (GFSK, DH5); Frequency: 2402 MHz; Duty Cycle: 1:1.3

Medium: H19T27N3\_0515 Medium parameters used (interpolated):  $f = 2402$  MHz;  $\sigma = 1.831$  S/m;

$\epsilon_r = 39.369$ ;  $\rho = 1000$  kg/m<sup>3</sup>

Ambient Temperature : 23.8 °C ; Liquid Temperature : 23.3 °C

DASY5 Configuration:

- Probe: EX3DV4 - SN3898; ConvF(7.56, 7.56, 7.56) @ 2402 MHz; Calibrated: 2019/06/27
- Sensor-Surface: 1.4mm (Mechanical Surface Detection)
- Electronics: DAE4 Sn914; Calibrated: 2019/06/20
- Phantom: ELI Phantom\_1043; Type: QDOVA;
- Measurement SW: DASY52, Version 52.10 (4); SEMCAD X Version 14.6.14 (7483)

**Area Scan (71x251x1):** Interpolated grid: dx=1.200 mm, dy=1.200 mm

Maximum value of SAR (interpolated) = 0.209 W/kg

**Zoom Scan (7x7x7)/Cube 0:** Measurement grid: dx=5mm, dy=5mm, dz=5mm

Reference Value = 10.17 V/m; Power Drift = -0.05 dB

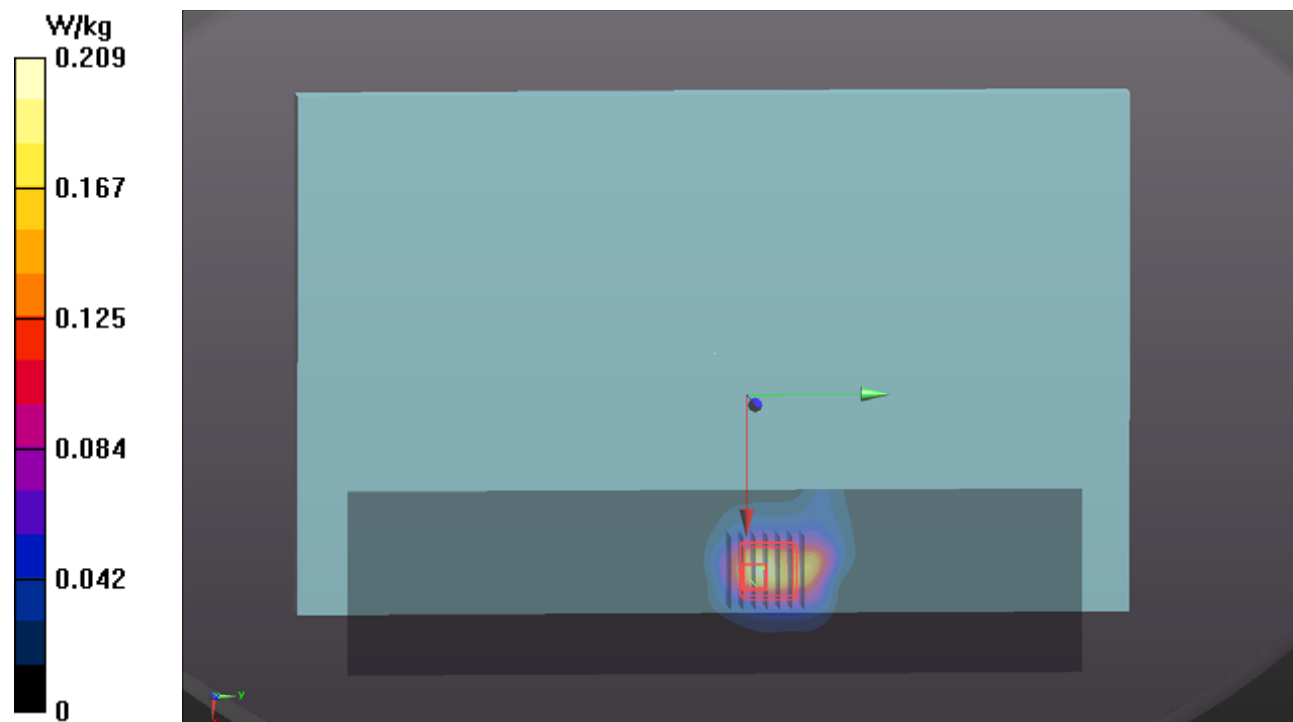
Peak SAR (extrapolated) = 0.393 W/kg

**SAR(1 g) = 0.136 W/kg; SAR(10 g) = 0.058 W/kg** (SAR corrected for target medium)

Smallest distance from peaks to all points 3 dB below = 6.7 mm

Ratio of SAR at M2 to SAR at M1 = 36.7%

Maximum value of SAR (measured) = 0.282 W/kg



### P32 WCDMA

## II\_RMC12.2K\_Bottom\_0mm\_Ch9262\_Sample1\_Ant0\_P-sensor\_w\_Battery6cell

**DUT: 200205C02**

Communication System: UID 10011 - CAB, UMTS-FDD (WCDMA); Frequency: 1852.4 MHz; Duty Cycle: 1:1.95  
Medium: H16T20N3\_0511 Medium parameters used (interpolated):  $f = 1852.4$  MHz;  $\sigma = 1.417$  S/m;  $\epsilon_r = 38.684$ ;  $\rho = 1000$  kg/m<sup>3</sup>  
Ambient Temperature : 23.6 °C ; Liquid Temperature : 23.2 °C

#### DASY5 Configuration:

- Probe: EX3DV4 - SN7537; ConvF(8.13, 8.13, 8.13) @ 1852.4 MHz; Calibrated: 2019/06/18
- Sensor-Surface: 1.4mm (Mechanical Surface Detection)
- Electronics: DAE4 Sn1585; Calibrated: 2019/06/07
- Phantom: ELI Phantom\_1043; Type: QDOVA;
- Measurement SW: DASY52, Version 52.10 (4); SEMCAD X Version 14.6.14 (7483)

**Area Scan (61x221x1):** Interpolated grid: dx=1.500 mm, dy=1.500 mm  
Maximum value of SAR (interpolated) = 1.22 W/kg

**Zoom Scan (7x7x8)/Cube 0:** Measurement grid: dx=6mm, dy=6mm, dz=1.4mm

Reference Value = 25.93 V/m; Power Drift = -0.07 dB

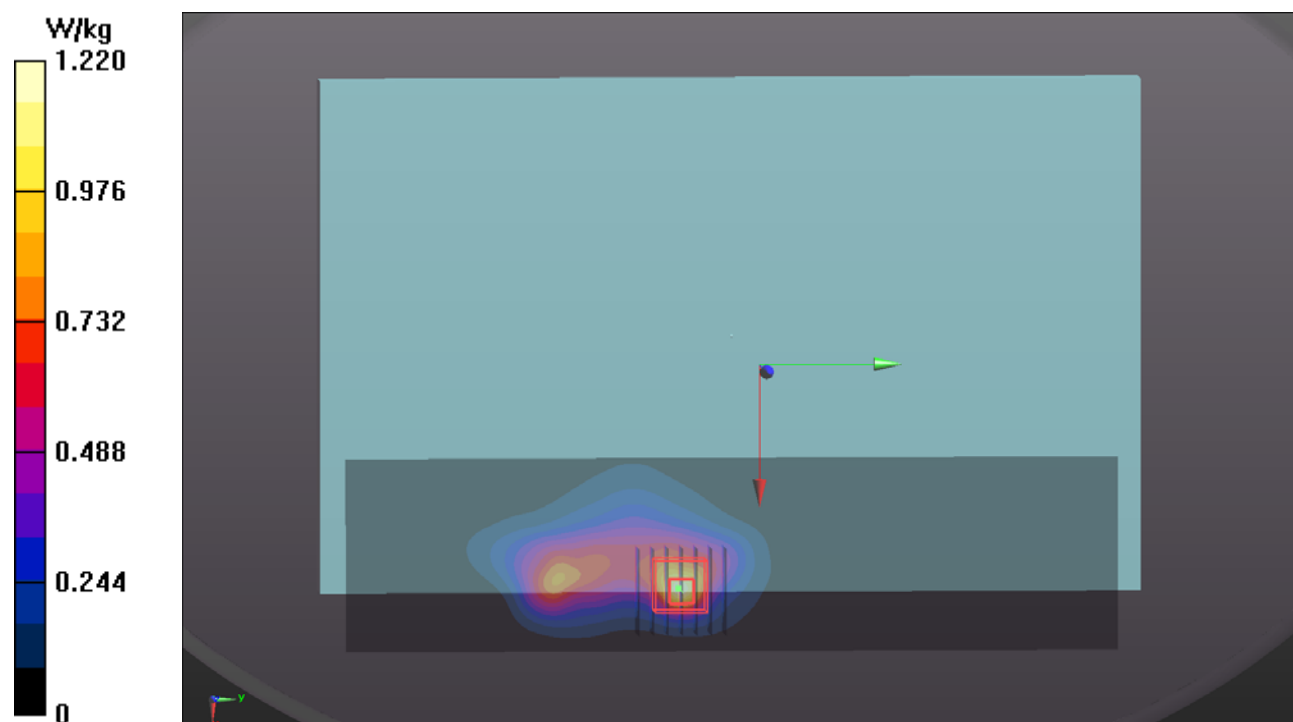
Peak SAR (extrapolated) = 1.76 W/kg

**SAR(1 g) = 0.778 W/kg; SAR(10 g) = 0.381 W/kg** (SAR corrected for target medium)

Smallest distance from peaks to all points 3 dB below = 7.6 mm

Ratio of SAR at M2 to SAR at M1 = 62.5%

Maximum value of SAR (measured) = 1.38 W/kg



### P33 WCDMA IV\_RMC12.2K\_Bottom\_0mm\_Ch1513\_Sample1\_Ant0\_P-sensor\_w\_Battery 6cell

**DUT: 200417C02**

Communication System: UID 10011 - CAB, UMTS-FDD (WCDMA); Frequency: 1752.6 MHz; Duty Cycle: 1:1.95

Medium: H16T20N3\_0511 Medium parameters used:  $f = 1753$  MHz;  $\sigma = 1.325$  S/m;  $\epsilon_r = 39.014$ ;  $\rho = 1000$  kg/m<sup>3</sup>

Ambient Temperature : 23.6 °C ; Liquid Temperature : 23.2 °C

DASY5 Configuration:

- Probe: EX3DV4 - SN7537; ConvF(8.44, 8.44, 8.44) @ 1752.6 MHz; Calibrated: 2019/06/18
- Sensor-Surface: 1.4mm (Mechanical Surface Detection)
- Electronics: DAE4 Sn1585; Calibrated: 2019/06/07
- Phantom: ELI Phantom\_1043; Type: QDOVA;
- Measurement SW: DASY52, Version 52.10 (4); SEMCAD X Version 14.6.14 (7483)

**Area Scan (61x221x1):** Interpolated grid: dx=1.500 mm, dy=1.500 mm  
Maximum value of SAR (interpolated) = 1.32 W/kg

**Zoom Scan (7x7x8)/Cube 0:** Measurement grid: dx=6mm, dy=6mm, dz=1.4mm  
Reference Value = 28.28 V/m; Power Drift = -0.03 dB  
Peak SAR (extrapolated) = 1.85 W/kg  
**SAR(1 g) = 0.888 W/kg; SAR(10 g) = 0.426 W/kg** (SAR corrected for target medium)  
Smallest distance from peaks to all points 3 dB below = 7.2 mm  
Ratio of SAR at M2 to SAR at M1 = 63.6%  
Maximum value of SAR (measured) = 1.48 W/kg

