

# User Manual



## BLE TAG

# 1. Product Introduction

TFX701C is IoT electronic equipment tracker supports the transmission and reception of BLE (Bluetooth Low Energy) 4.0 wireless communication protocol. This tracker is simple and sensitive, easy to deploy and can be used for indoor coverage in smart office and factory application. Its effective transmission distance from BLE Anchor is 10 meters.

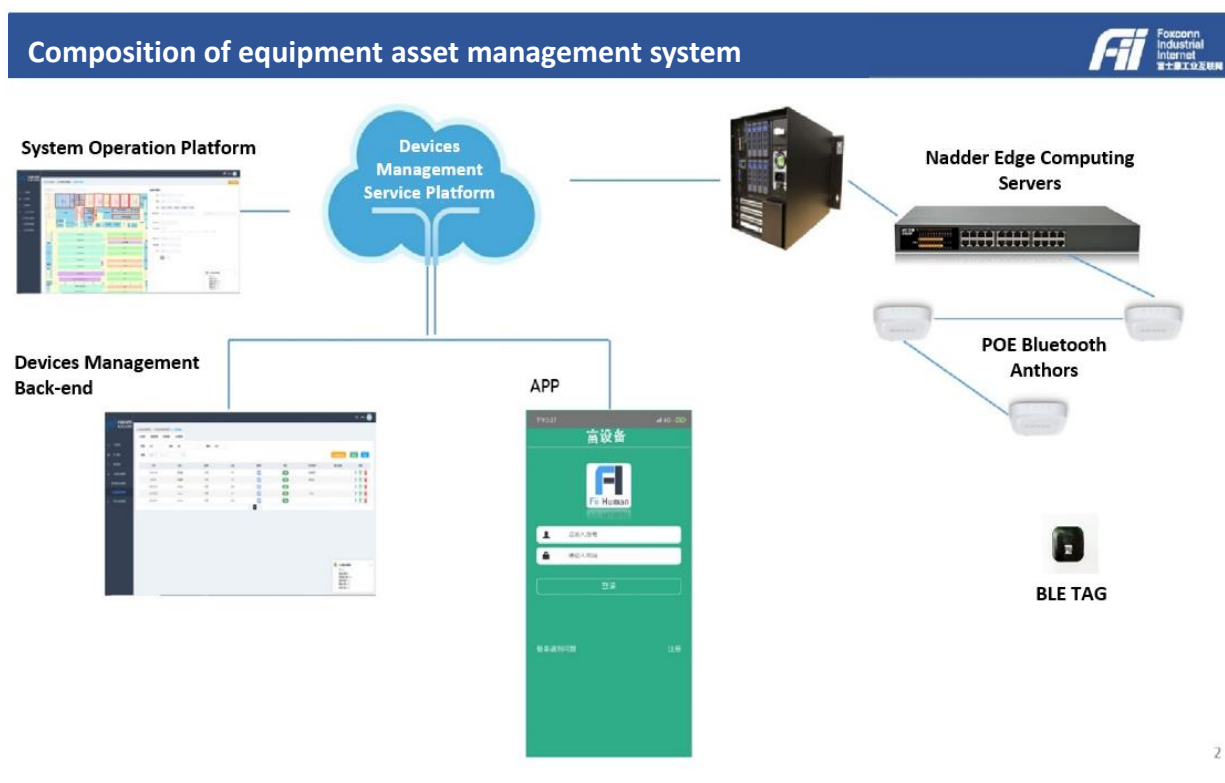


Figure 1

## 2. Hardware Specifications

Item	Technical Information
Processor	ARM® Cortex®-M0
Storage/Memory	384 KB/ 192 KB
RF Connectivity	BT 4.0/BLE
Antenna	Chip Antenna
DC PWR	620 mAh CR2450 Lithium battery
	3V
Operation Temperature & Humidity	-20°C ~ 70°C, 95%
Weight & Dimension	38 x 38 x 9 mm

### 3. Installation guide

There are two ways to install tag on the device

3.1 Use ribbon to tie the BLE TAG to the device.

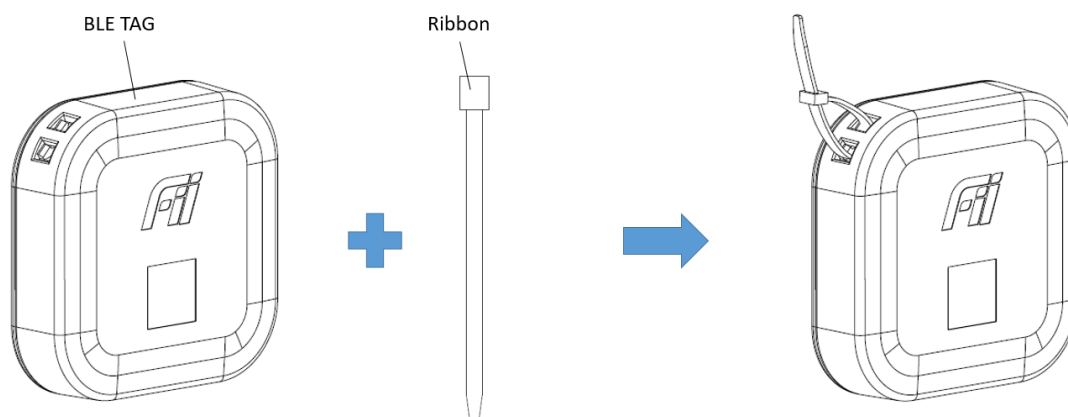


Figure 2

3.2 Use welding glue ERGO.1690 to stick the BLE TAG to the side of the device

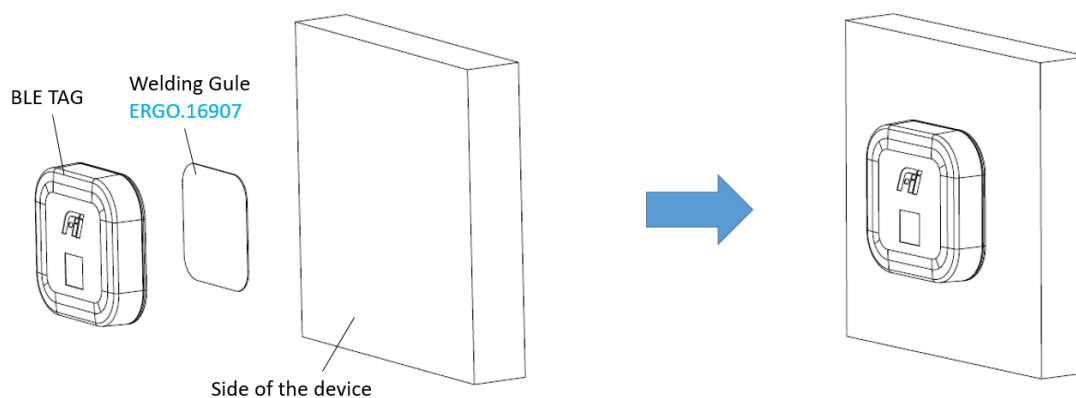


Figure 3

## 4. Software setup

System website: <http://10.116.24.152/Filpmsys> Open the IOT positioning system, select Staff/Equipment Management to add Tag, input Mac and corresponding information .As shown in the figure 4.

Click Edit to modify the device label information. As shown in the figure 5、6、7 below, Modify tag binding personnel.

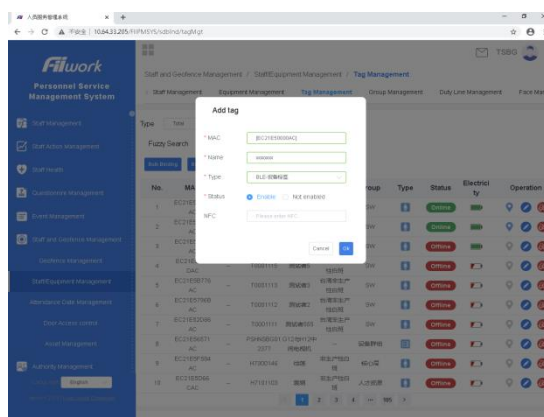


Figure 4

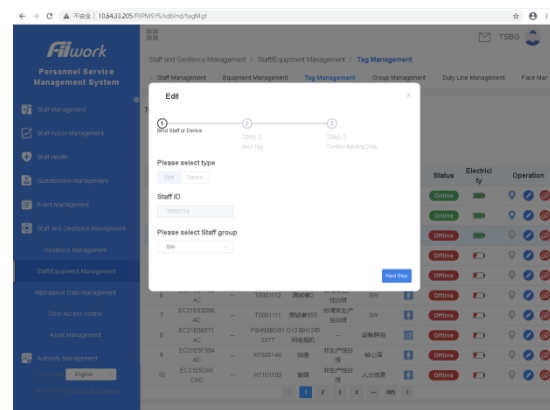


Figure 5

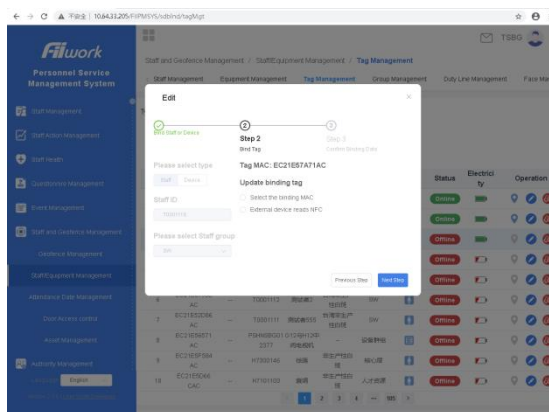


Figure 6

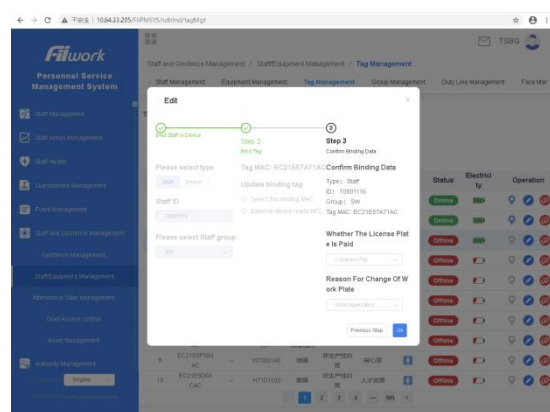


Figure 7

## Federal Communication Commission Interference Statement

This equipment has been tested and found to comply with the limits for a Class B digital device, pursuant to Part 15 of the FCC Rules. These limits are designed to provide reasonable protection against harmful interference in a residential installation. This equipment generates, uses and can radiate radio frequency energy and, if not installed and used in accordance with the instructions, may cause harmful interference to radio communications. However, there is no guarantee that interference will not occur in a particular installation. If this equipment does cause harmful interference to radio or television reception, which can be determined by turning the equipment off and on, the user is encouraged to try to correct the interference by one of the following measures:

- Reorient or relocate the receiving antenna.
- Increase the separation between the equipment and receiver.
- Connect the equipment into an outlet on a circuit different from that to which the receiver is connected.
- Consult the dealer or an experienced radio/TV technician for help.

FCC Caution: Any changes or modifications not expressly approved by the party responsible for compliance could void the user's authority to operate this equipment.

This device complies with Part 15 of the FCC Rules. Operation is subject to the following two conditions: (1) This device may not cause harmful interference, and (2) this device must accept any interference received, including interference that may cause undesired operation.

### IMPORTANT NOTE:

#### Radiation Exposure Statement:

The product comply with the US portable RF exposure limit set forth for an uncontrolled environment and are safe for intended operation as described in this manual. The further RF exposure reduction can be achieved if the product can be kept as far as possible from the user body or set the device to lower output power if such function is available.

This transmitter must not be co-located or operating in conjunction with any other antenna or transmitter.