

User Manual



BLE Badge

1. Product Introduction

Support BLE 4.0 (Bluetooth Low Energy) wireless communication protocol. The BT Tracker is simple, sensitive and convenient can be used for indoor location and intelligent factory. The effective transmission distance of indoor BT human tracker is 10m.

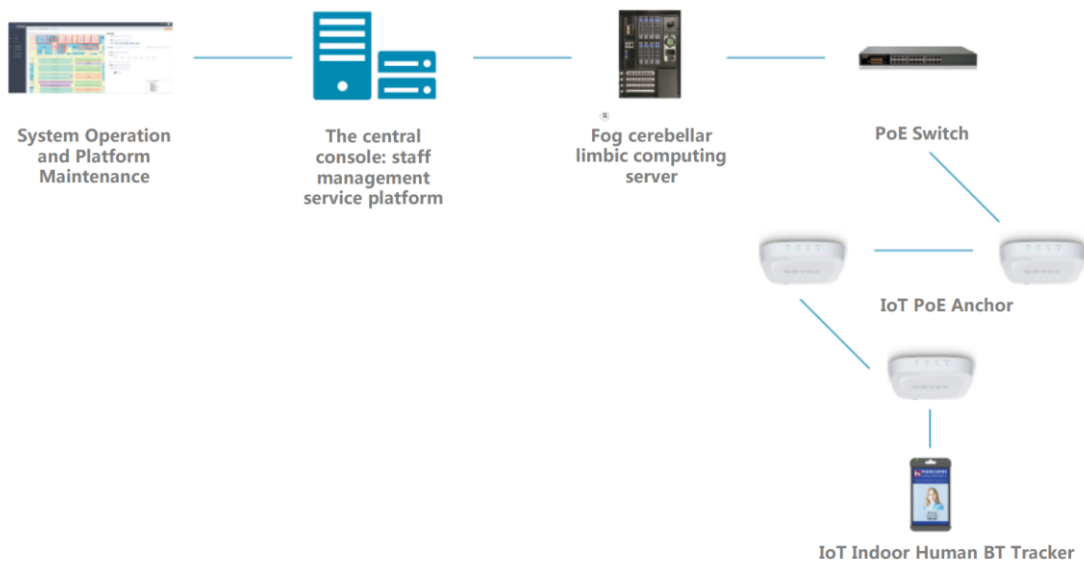


Figure 1

2. Hardware Specifications

Item	Technical Information
BLE4.0 Frequency Band	2.4Ghz
BLE4.0 Transmission Power	<=4dBm
G-Sensor	3-Axis
Button	1 SOS Button
Battery	3V/500mAh
RFID Tag Frequency band	13.56Mhz
LED	Green
Level of Protection	IPX3
BLE Antenna	1 chip Antenna 0.5dBi
Dimensions	111.33 mm (w) x 63.34 mm (l) x 6.3 mm (h)
Weight	<39g

3. Installation guide

Wear the Ble_Badge on your chest

4. Software setup

System website: <http://10.116.24.152/FiiPmsys> Open the IOT positioning system, select Staff/Equipment Management to add Tag, input Mac and corresponding information. As shown in the figure 2.

Click Edit to modify the device label information. As shown in the figure 3、4、5 below, Modify tag binding personnel.

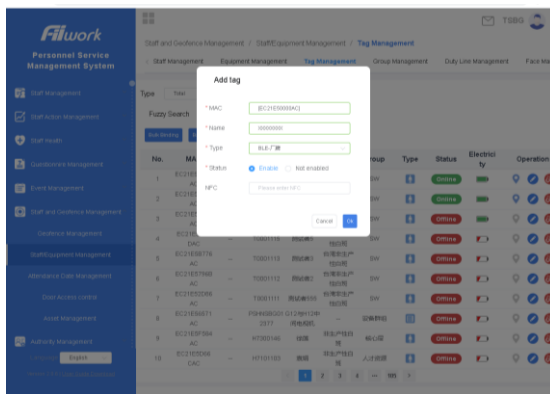


Figure 2

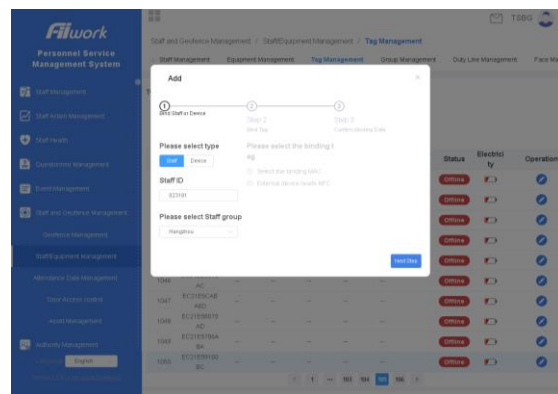


Figure 3

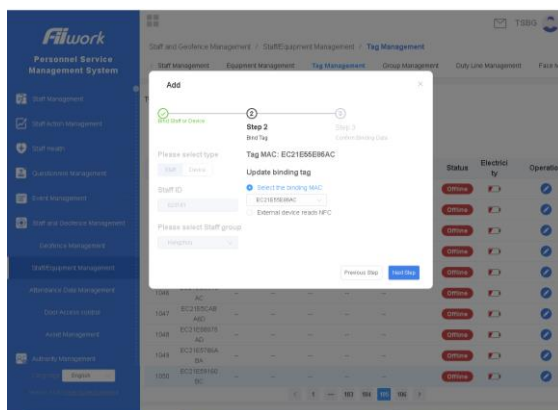


Figure 4

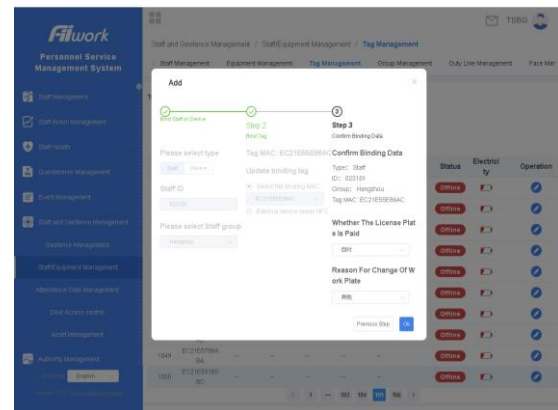


Figure 5

Federal Communication Commission Interference Statement

This equipment has been tested and found to comply with the limits for a Class B digital device, pursuant to Part 15 of the FCC Rules. These limits are designed to provide reasonable protection against harmful interference in a residential installation. This equipment generates, uses and can radiate radio frequency energy and, if not installed and used in accordance with the instructions, may cause harmful interference to radio communications. However, there is no guarantee that interference will not occur in a particular installation. If this equipment does cause harmful interference to radio or television reception, which can be determined by turning the equipment off and on, the user is encouraged to try to correct the interference by one of the following measures:

- Reorient or relocate the receiving antenna.
- Increase the separation between the equipment and receiver.
- Connect the equipment into an outlet on a circuit different from that to which the receiver is connected.
- Consult the dealer or an experienced radio/TV technician for help.

FCC Caution: Any changes or modifications not expressly approved by the party responsible for compliance could void the user's authority to operate this equipment.

This device complies with Part 15 of the FCC Rules. Operation is subject to the following two conditions: (1) This device may not cause harmful interference, and (2) this device must accept any interference received, including interference that may cause undesired operation.

IMPORTANT NOTE:

Radiation Exposure Statement:

The product comply with the US portable RF exposure limit set forth for an uncontrolled environment and are safe for intended operation as described in this manual. The further RF exposure reduction can be achieved if the product can be kept as far as possible from the user body or set the device to lower output power if such function is available.

This transmitter must not be co-located or operating in conjunction with any other antenna or transmitter.