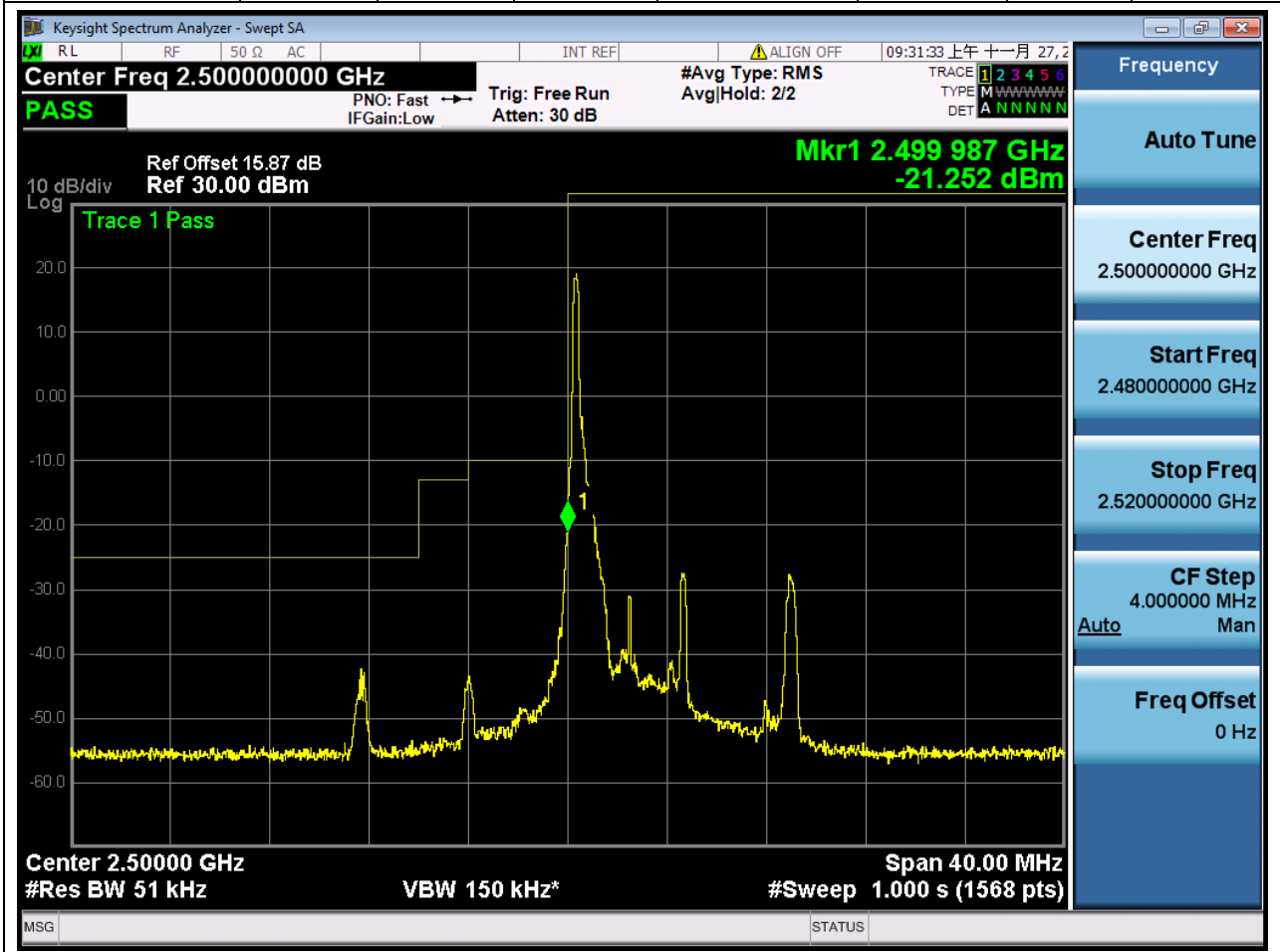


Annex E. LTE Band Edge

1. LTE_Band7

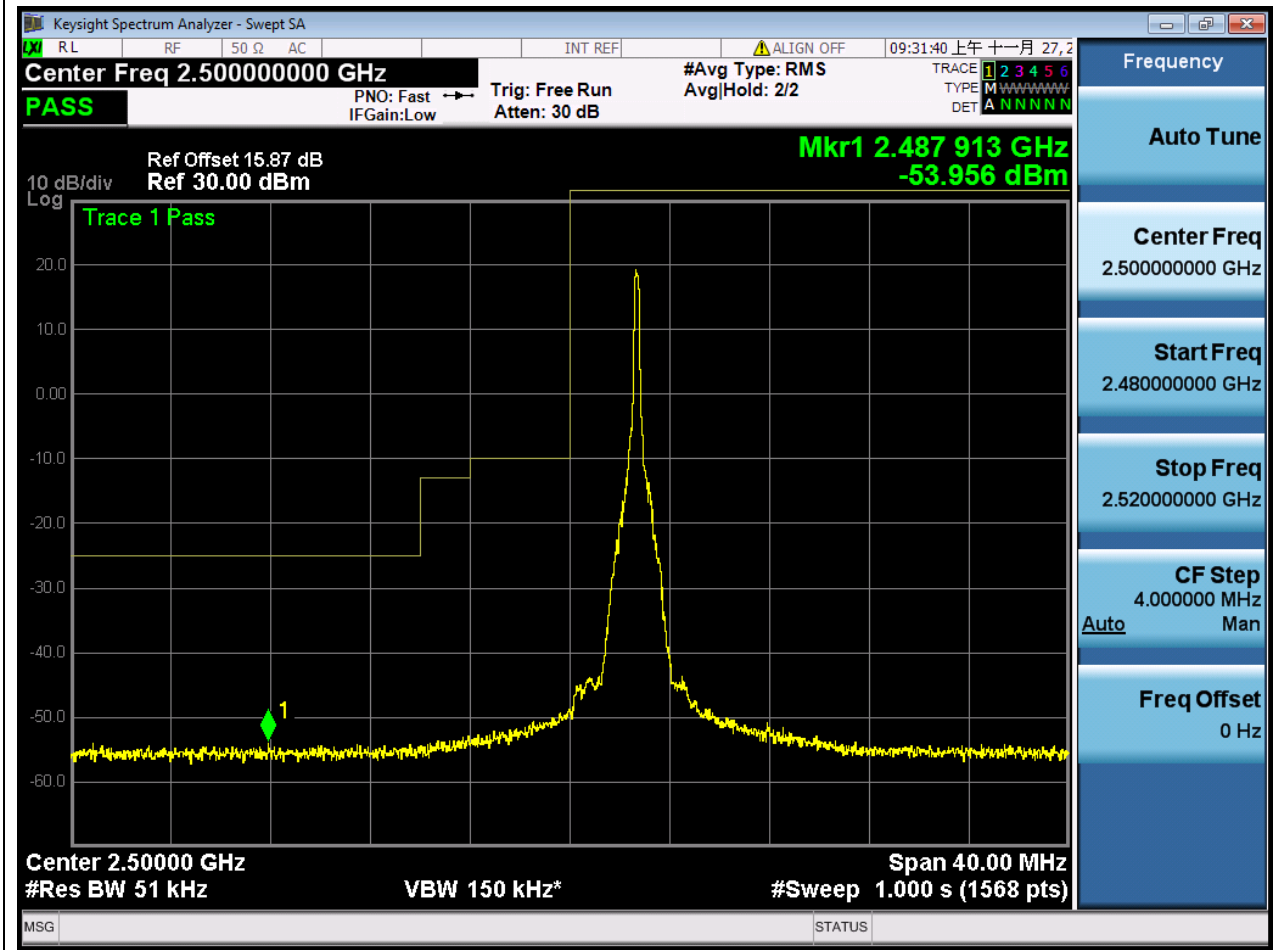
1.1. LTE Band Edge(NTNV)(Subtest:1, Channel:20775, Bandwidth:5, Modulation:QPSK, RB Number: 1, RB Position:LOW)

| Center Frequency (MHz) | Span (MHz) | RBW (MHz) | Detector | Frequency (MHz) | Power (dBm) | Verdict | Sweep Point |
|------------------------|------------|-----------|----------|-----------------|-------------|---------|-------------|
| 2500 | 40 | 0.051 | RMS | 2499.987 | -21.25 | Pass | 1568 |



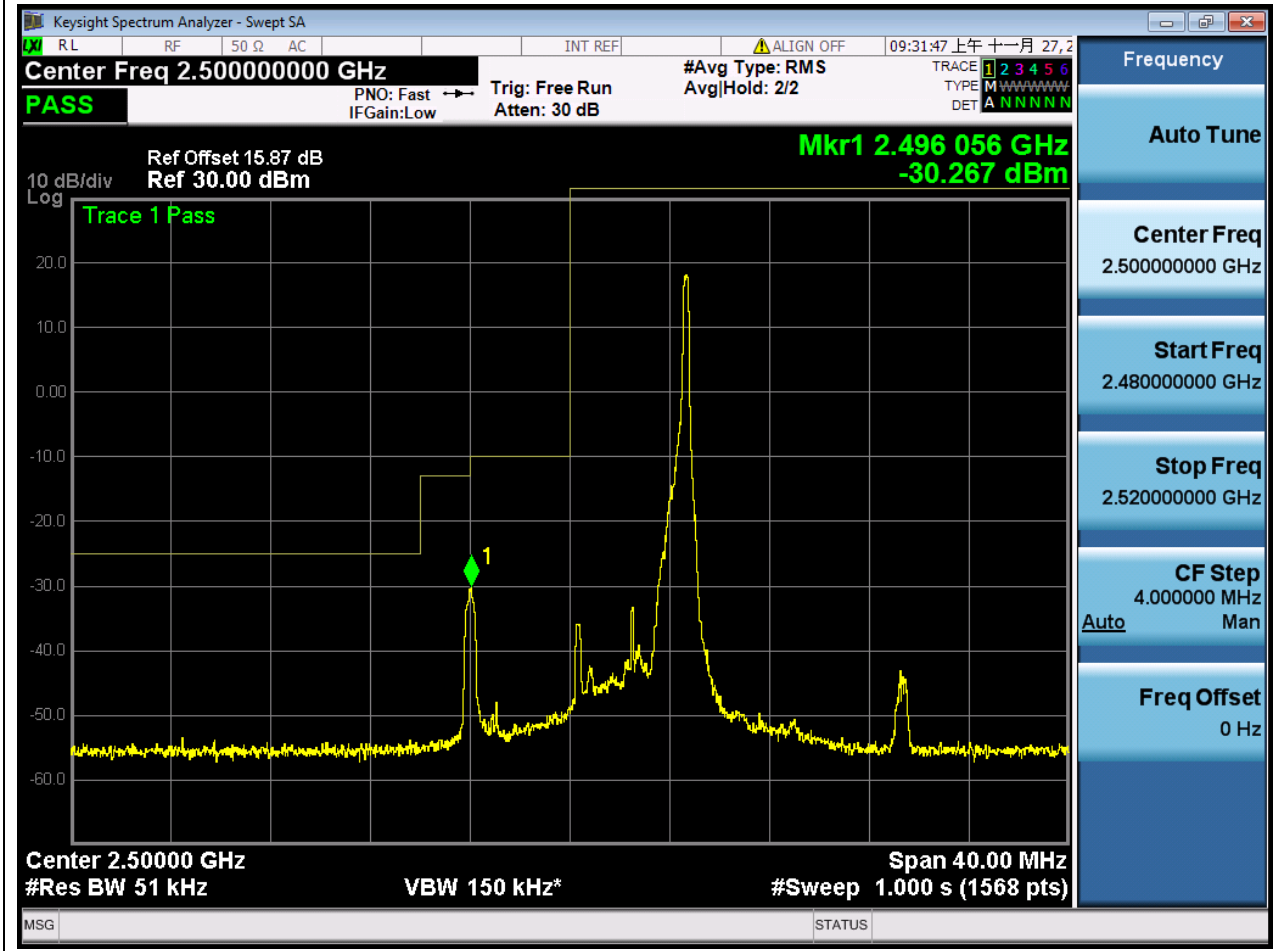
1.2. LTE Band Edge(NTNV)(Subtest:2, Channel:20775, Bandwidth:5, Modulation:QPSK, RB Number: 1, RB Position:MID)

| Center Frequency (MHz) | Span (MHz) | RBW (MHz) | Detector | Frequency (MHz) | Power (dBm) | Verdict | Sweep Point |
|------------------------|------------|-----------|----------|-----------------|-------------|---------|-------------|
| 2500 | 40 | 0.051 | RMS | 2487.913 | -53.96 | Pass | 1568 |



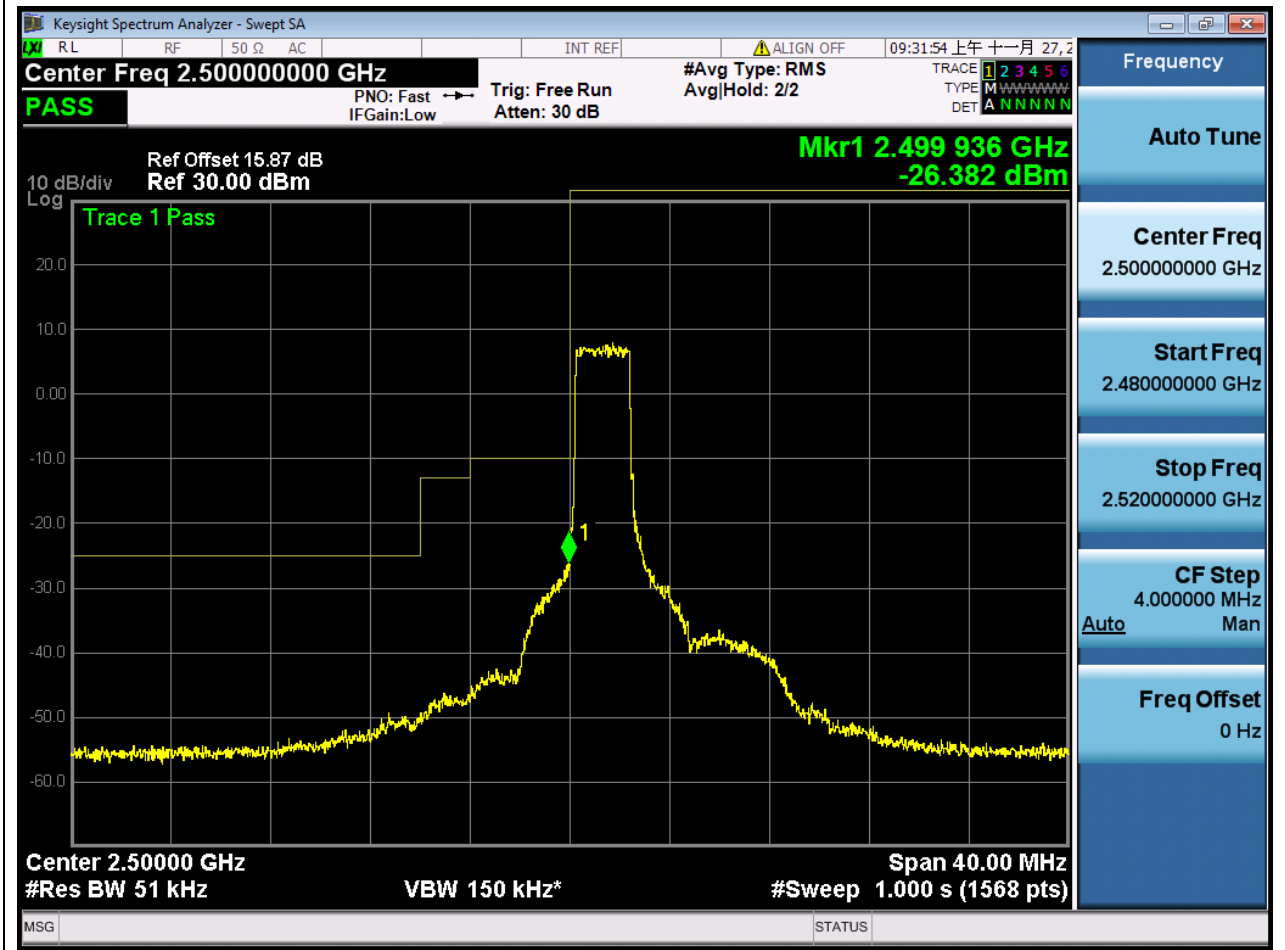
1.3. LTE Band Edge(NTNV)(Subtest:3, Channel:20775, Bandwidth:5, Modulation:QPSK, RB Number: 1, RB Position:HIGH)

| Center Frequency (MHz) | Span (MHz) | RBW (MHz) | Detector | Frequency (MHz) | Power (dBm) | Verdict | Sweep Point |
|------------------------|------------|-----------|----------|-----------------|-------------|---------|-------------|
| 2500 | 40 | 0.051 | RMS | 2496.056 | -30.27 | Pass | 1568 |



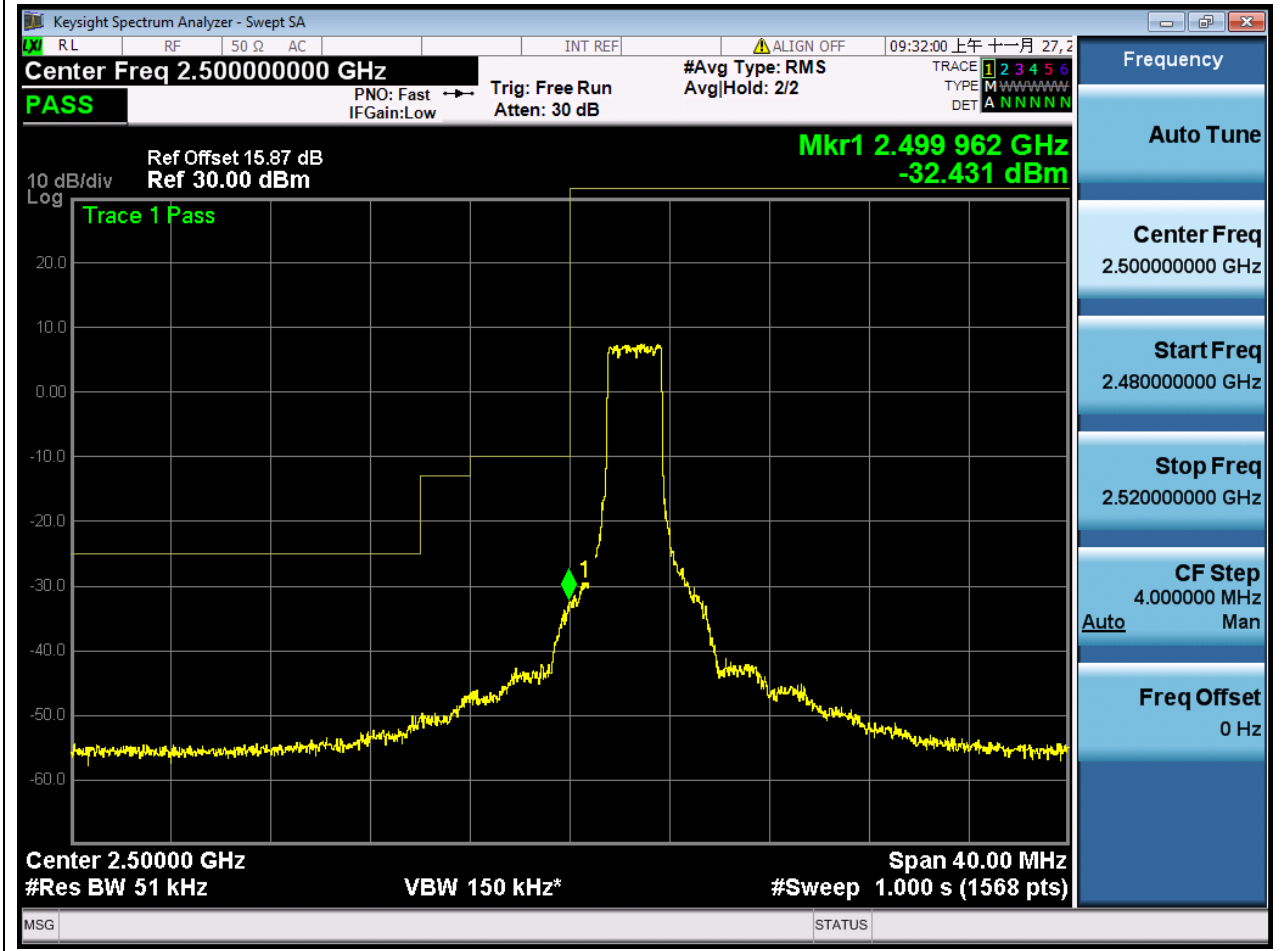
1.4. LTE Band Edge(NTNV)(Subtest:4, Channel:20775, Bandwidth:5, Modulation:QPSK, RB Number: 12, RB Position:LOW)

| Center Frequency (MHz) | Span (MHz) | RBW (MHz) | Detector | Frequency (MHz) | Power (dBm) | Verdict | Sweep Point |
|------------------------|------------|-----------|----------|-----------------|-------------|---------|-------------|
| 2500 | 40 | 0.051 | RMS | 2499.936 | -26.38 | Pass | 1568 |



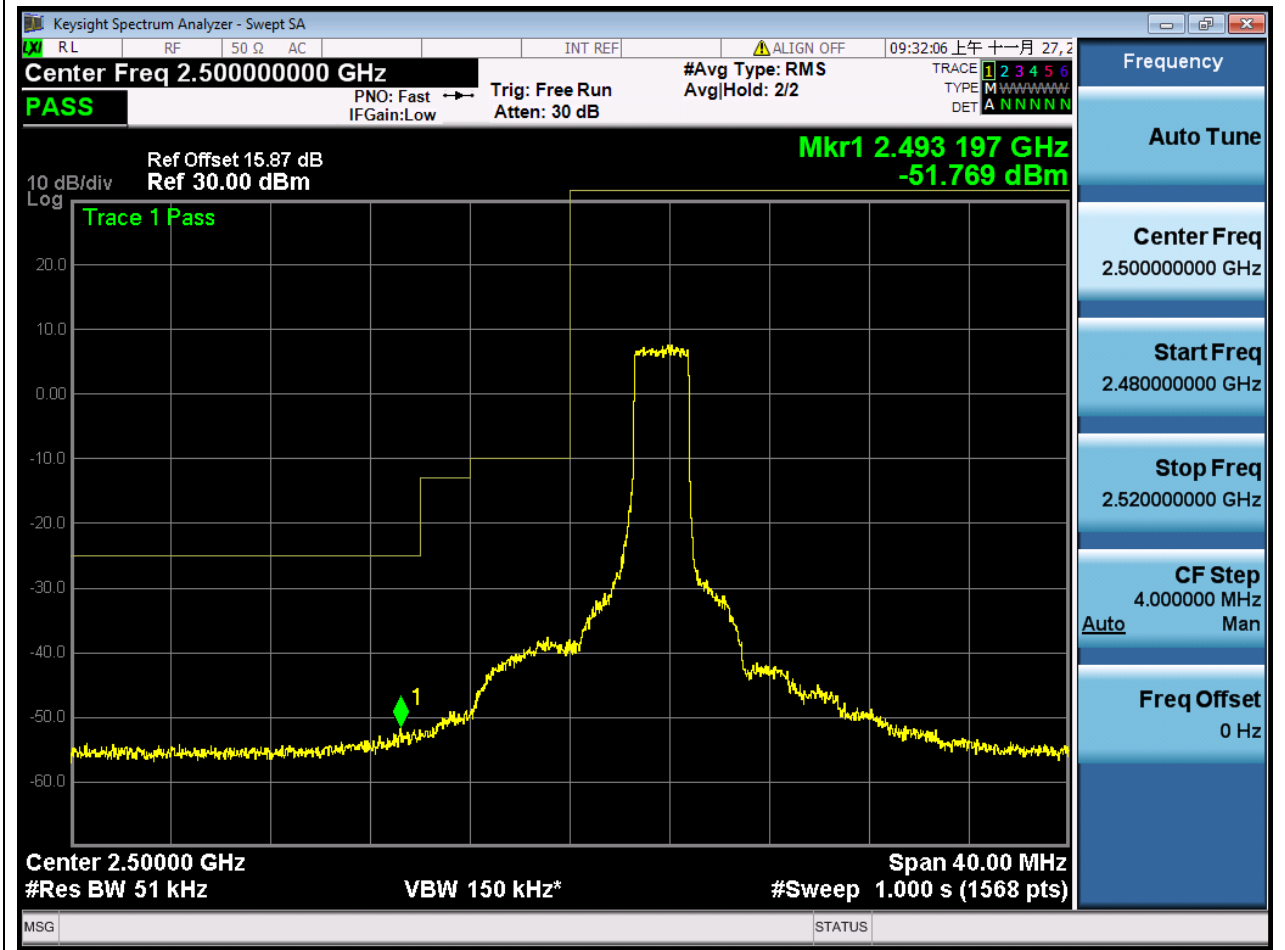
1.5. LTE Band Edge(NTNV)(Subtest:5, Channel:20775, Bandwidth:5, Modulation:QPSK, RB Number: 12, RB Position:MID)

| Center Frequency (MHz) | Span (MHz) | RBW (MHz) | Detector | Frequency (MHz) | Power (dBm) | Verdict | Sweep Point |
|------------------------|------------|-----------|----------|-----------------|-------------|---------|-------------|
| 2500 | 40 | 0.051 | RMS | 2499.962 | -32.43 | Pass | 1568 |



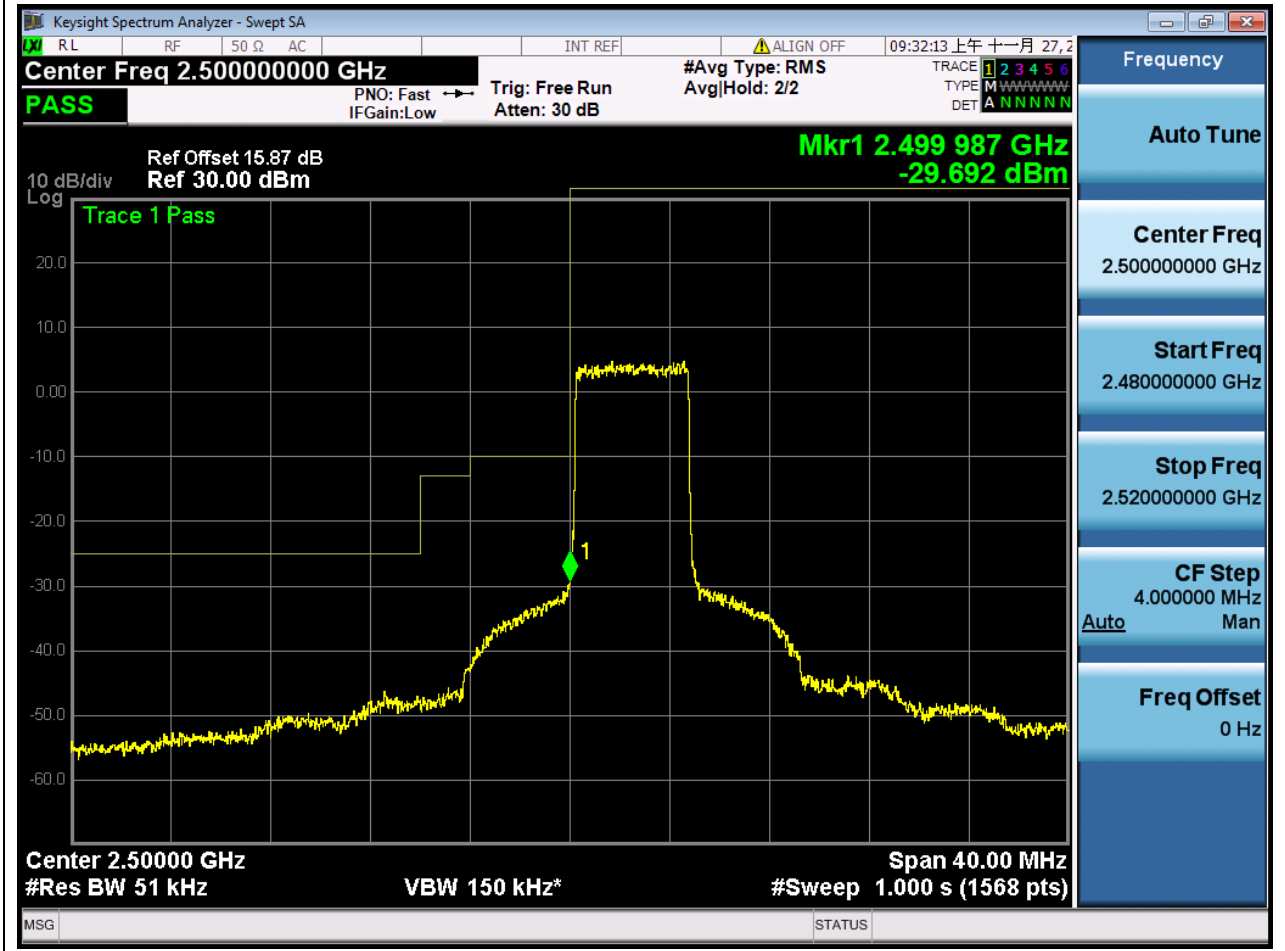
1.6. LTE Band Edge(NTNV)(Subtest:6, Channel:20775, Bandwidth:5, Modulation:QPSK, RB Number: 12, RB Position:HIGH)

| Center Frequency (MHz) | Span (MHz) | RBW (MHz) | Detector | Frequency (MHz) | Power (dBm) | Verdict | Sweep Point |
|------------------------|------------|-----------|----------|-----------------|-------------|---------|-------------|
| 2500 | 40 | 0.051 | RMS | 2493.197 | -51.77 | Pass | 1568 |



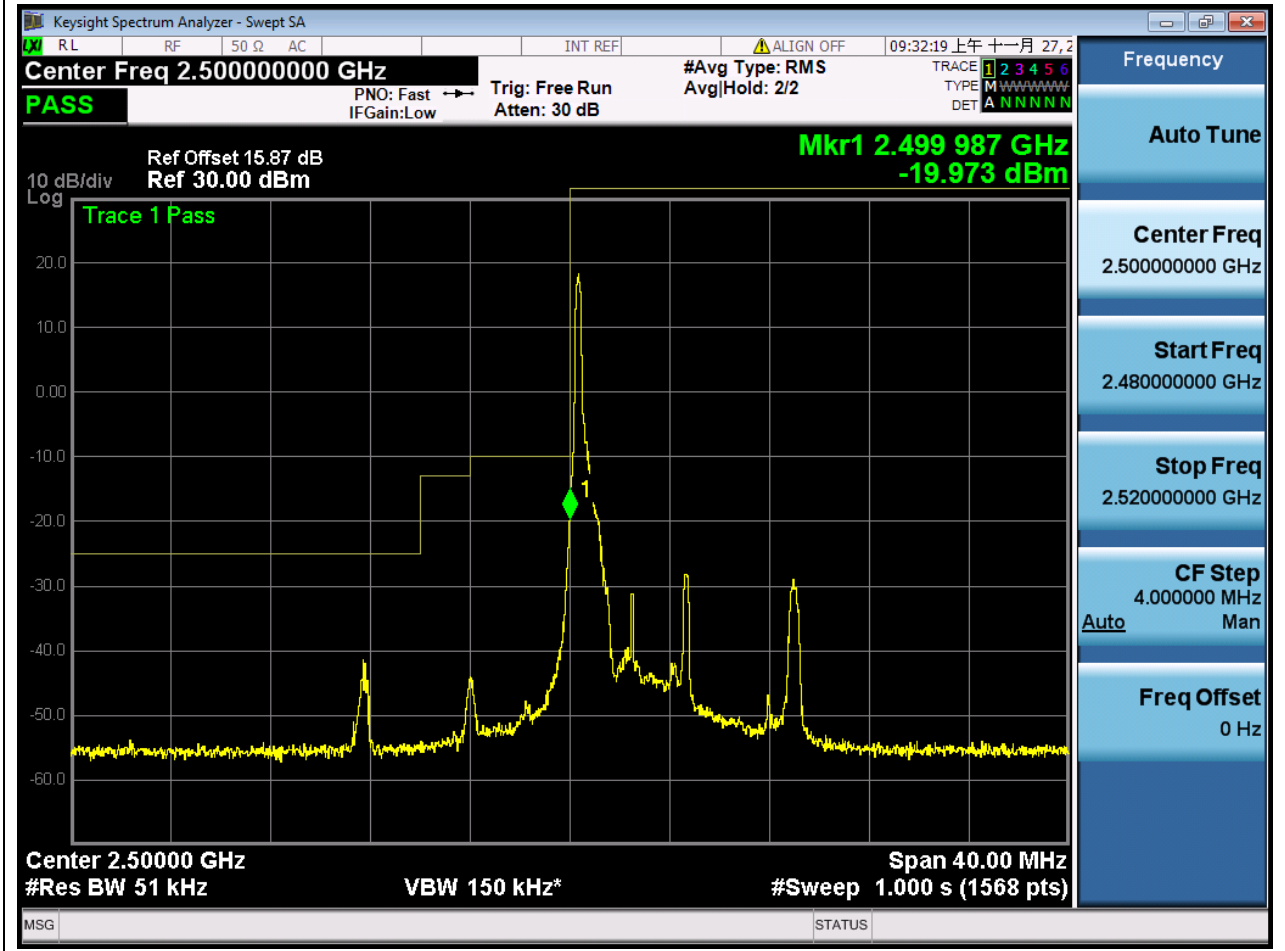
1.7. LTE Band Edge(NTNV)(Subtest:7, Channel:20775, Bandwidth:5, Modulation:QPSK, RB Number: 25, RB Position:LOW)

| Center Frequency (MHz) | Span (MHz) | RBW (MHz) | Detector | Frequency (MHz) | Power (dBm) | Verdict | Sweep Point |
|------------------------|------------|-----------|----------|-----------------|-------------|---------|-------------|
| 2500 | 40 | 0.051 | RMS | 2499.987 | -29.69 | Pass | 1568 |



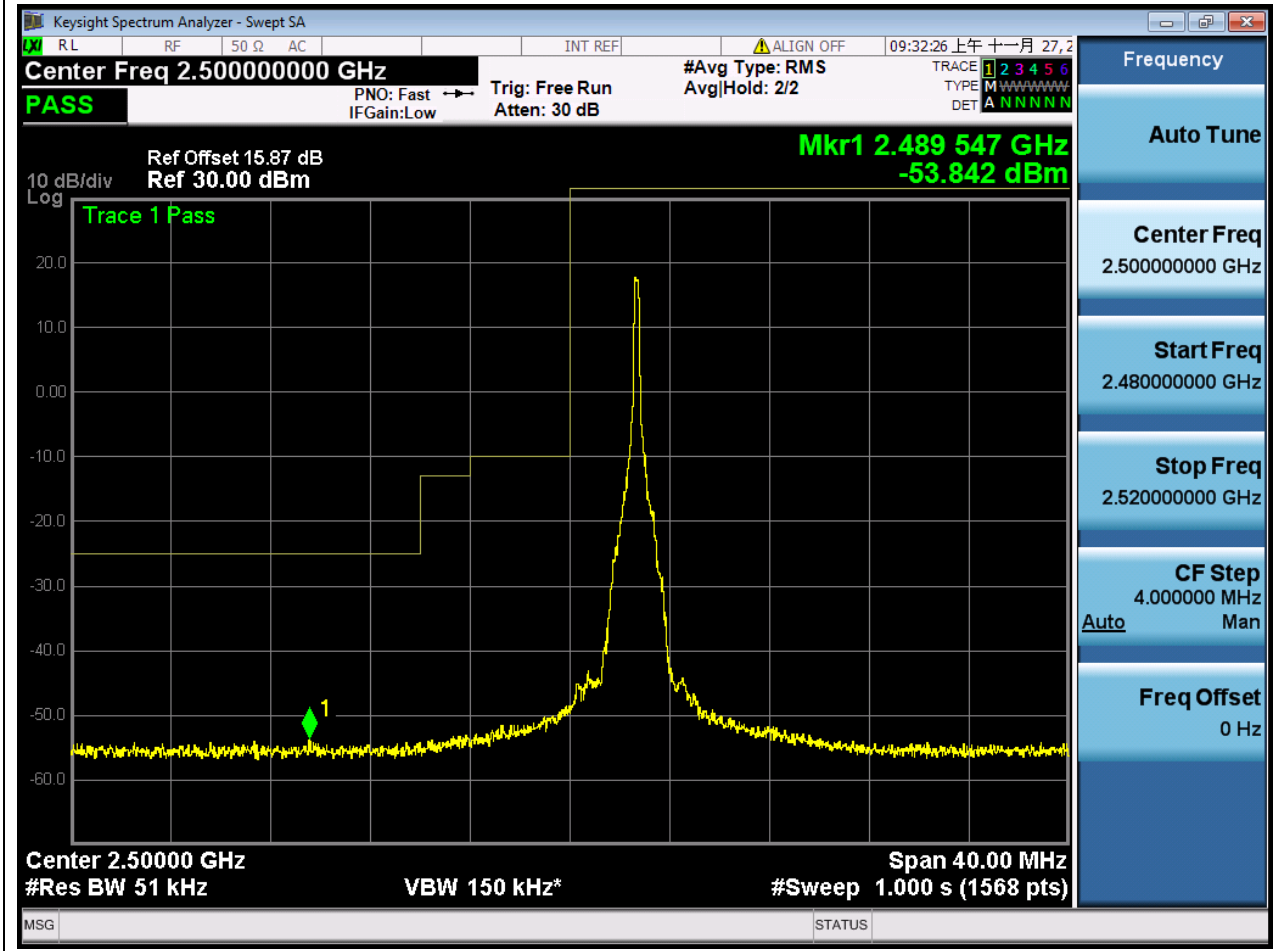
1.8. LTE Band Edge(NTNV)(Subtest:8, Channel:20775, Bandwidth:5, Modulation:16QAM, RB Number: 1, RB Position:LOW)

| Center Frequency (MHz) | Span (MHz) | RBW (MHz) | Detector | Frequency (MHz) | Power (dBm) | Verdict | Sweep Point |
|------------------------|------------|-----------|----------|-----------------|-------------|---------|-------------|
| 2500 | 40 | 0.051 | RMS | 2499.987 | -19.97 | Pass | 1568 |



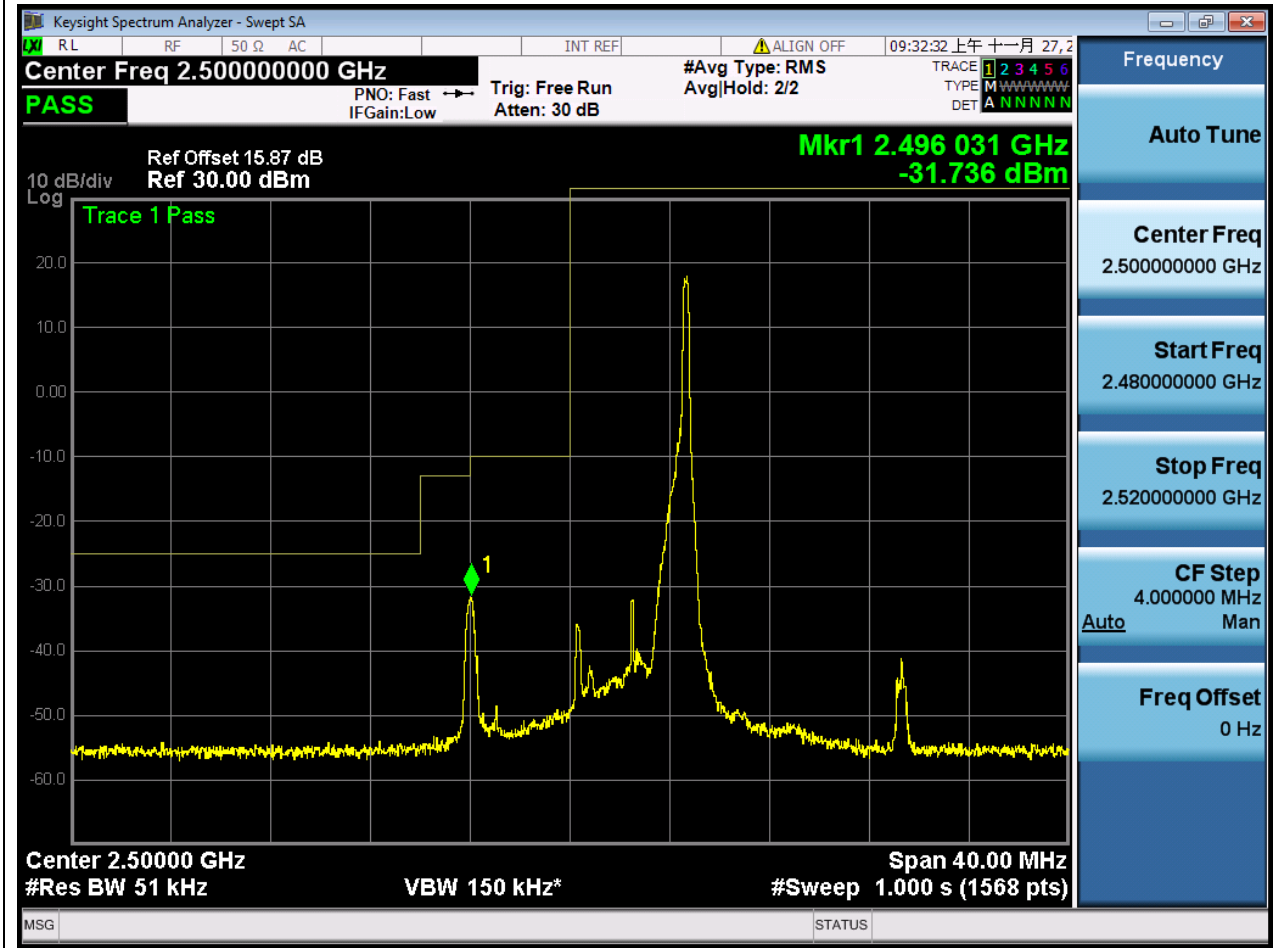
1.9. LTE Band Edge(NTNV)(Subtest:9, Channel:20775, Bandwidth:5, Modulation:16QAM, RB Number: 1, RB Position:MID)

| Center Frequency (MHz) | Span (MHz) | RBW (MHz) | Detector | Frequency (MHz) | Power (dBm) | Verdict | Sweep Point |
|------------------------|------------|-----------|----------|-----------------|-------------|---------|-------------|
| 2500 | 40 | 0.051 | RMS | 2489.547 | -53.84 | Pass | 1568 |



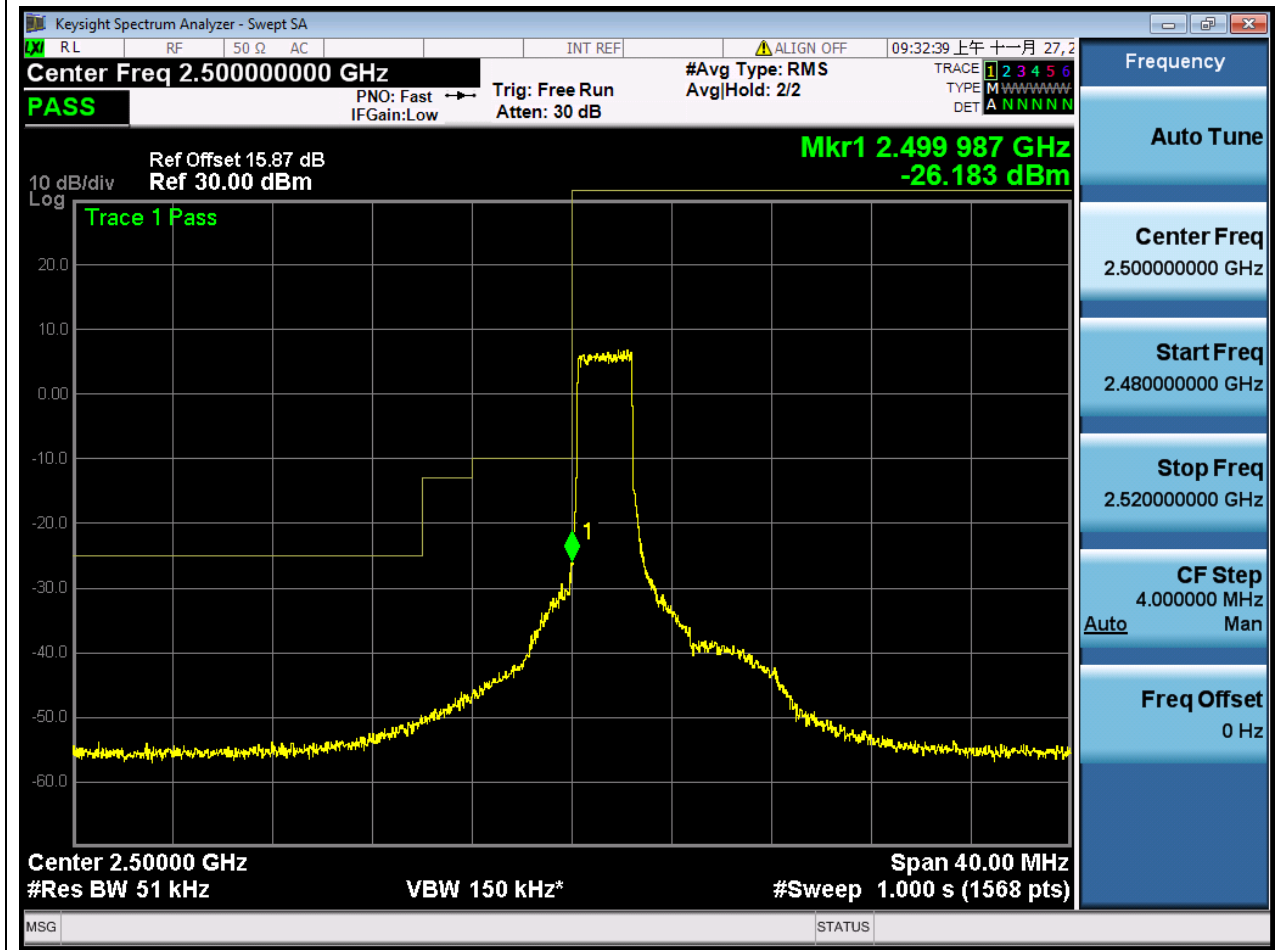
1.10. LTE Band Edge(NTNV)(Subtest:10, Channel:20775, Bandwidth:5, Modulation:16QAM, RB Number: 1, RB Position:HIGH)

| Center Frequency (MHz) | Span (MHz) | RBW (MHz) | Detector | Frequency (MHz) | Power (dBm) | Verdict | Sweep Point |
|------------------------|------------|-----------|----------|-----------------|-------------|---------|-------------|
| 2500 | 40 | 0.051 | RMS | 2496.031 | -31.74 | Pass | 1568 |



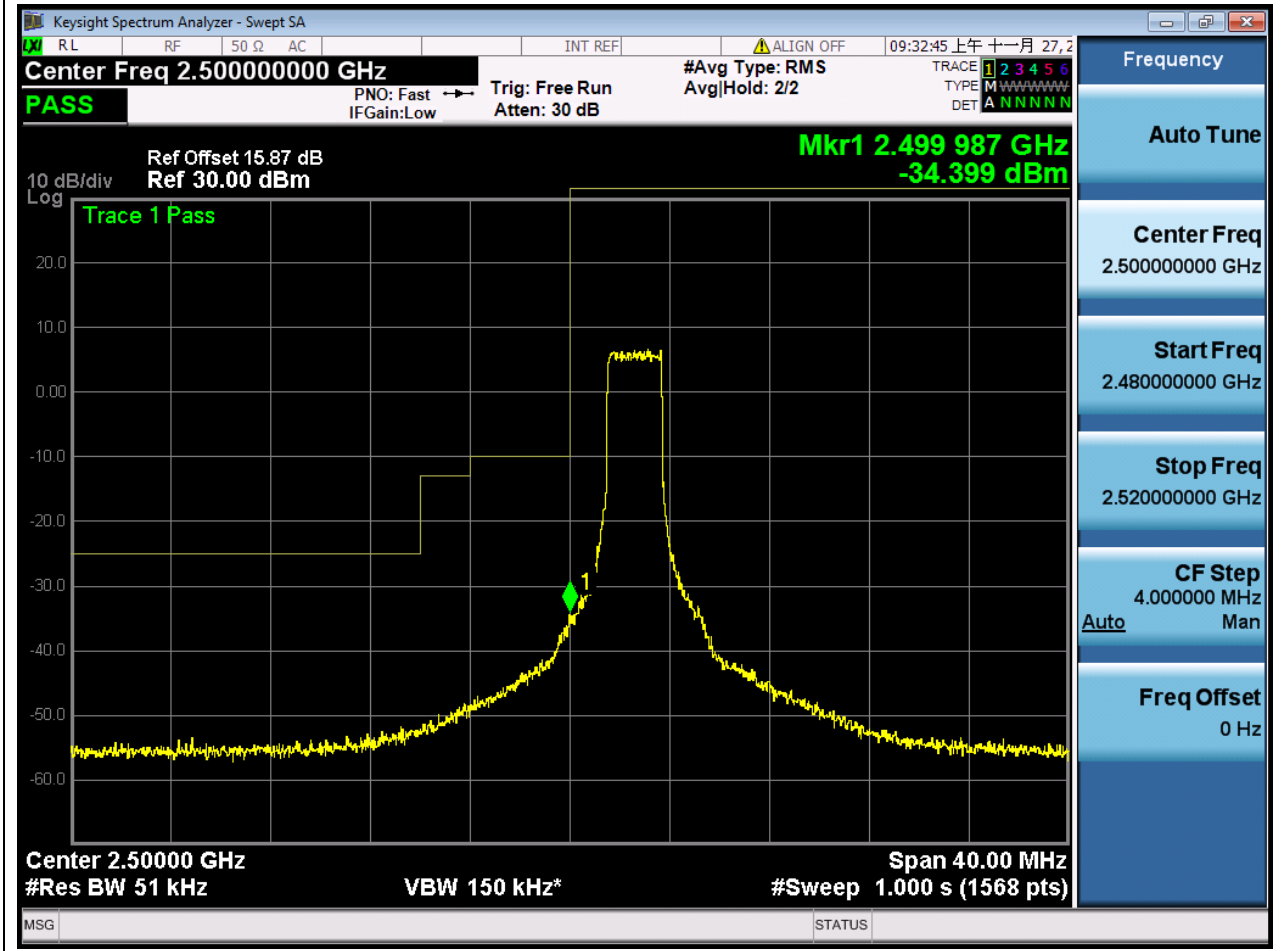
1.11. LTE Band Edge(NTNV)(Subtest:11, Channel:20775, Bandwidth:5, Modulation:16QAM, RB Number: 12, RB Position:LOW)

| Center Frequency (MHz) | Span (MHz) | RBW (MHz) | Detector | Frequency (MHz) | Power (dBm) | Verdict | Sweep Point |
|------------------------|------------|-----------|----------|-----------------|-------------|---------|-------------|
| 2500 | 40 | 0.051 | RMS | 2499.987 | -26.18 | Pass | 1568 |



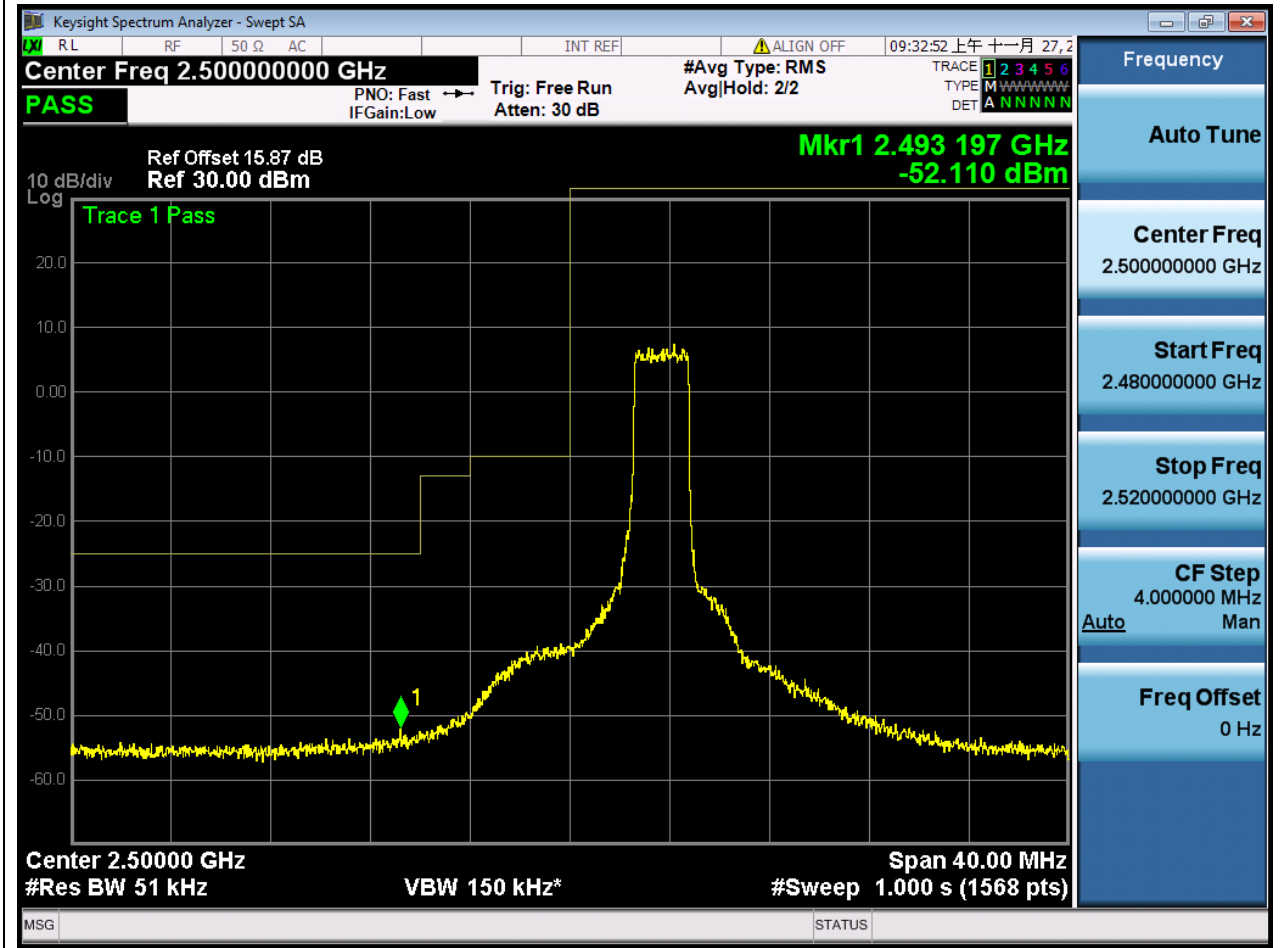
1.12. LTE Band Edge(NTNV)(Subtest:12, Channel:20775, Bandwidth:5, Modulation:16QAM, RB Number: 12, RB Position:MID)

| Center Frequency (MHz) | Span (MHz) | RBW (MHz) | Detector | Frequency (MHz) | Power (dBm) | Verdict | Sweep Point |
|------------------------|------------|-----------|----------|-----------------|-------------|---------|-------------|
| 2500 | 40 | 0.051 | RMS | 2499.987 | -34.4 | Pass | 1568 |



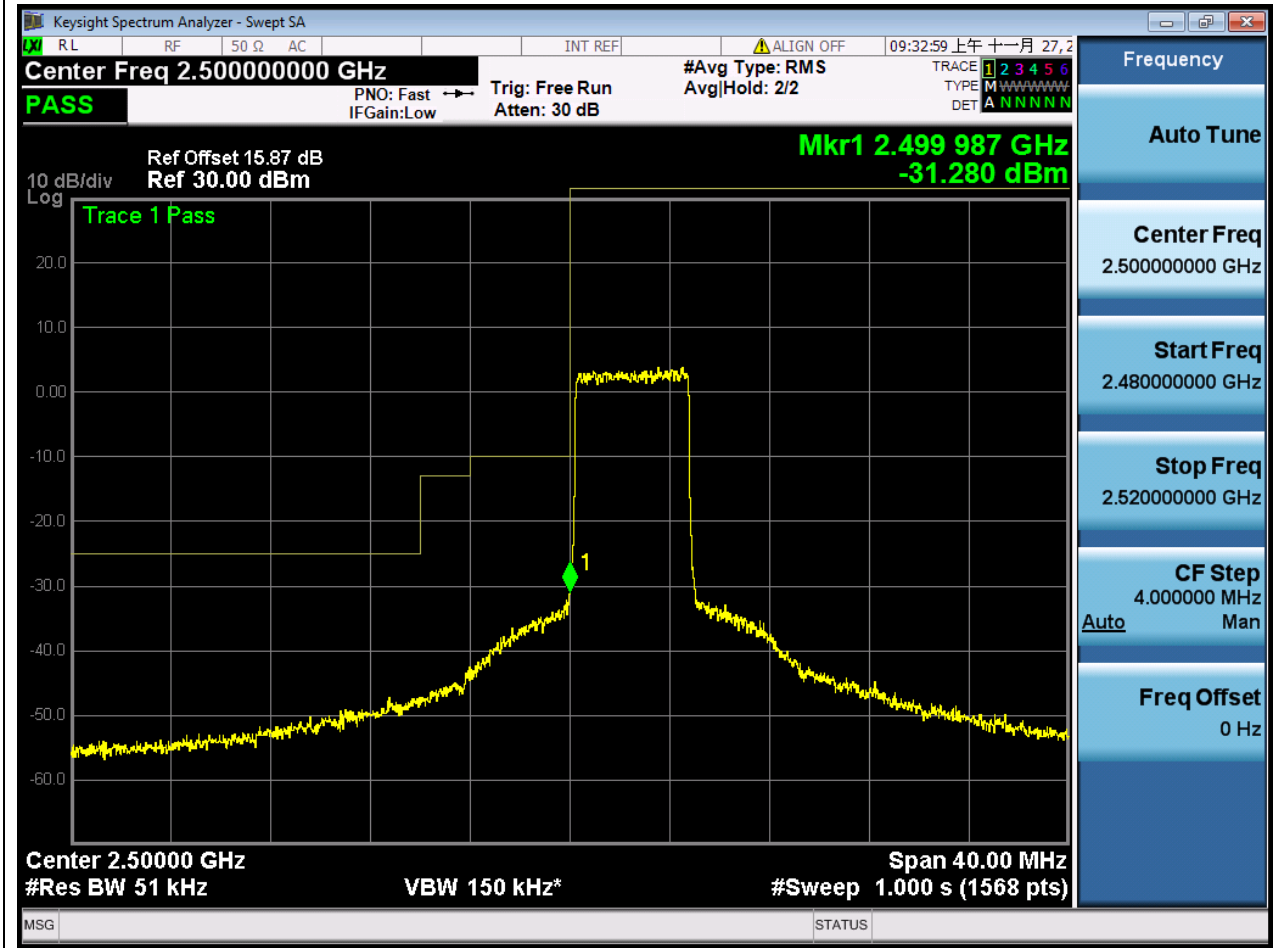
1.13. LTE Band Edge(NTNV)(Subtest:13, Channel:20775, Bandwidth:5, Modulation:16QAM, RB Number: 12, RB Position:HIGH)

| Center Frequency (MHz) | Span (MHz) | RBW (MHz) | Detector | Frequency (MHz) | Power (dBm) | Verdict | Sweep Point |
|------------------------|------------|-----------|----------|-----------------|-------------|---------|-------------|
| 2500 | 40 | 0.051 | RMS | 2493.197 | -52.11 | Pass | 1568 |



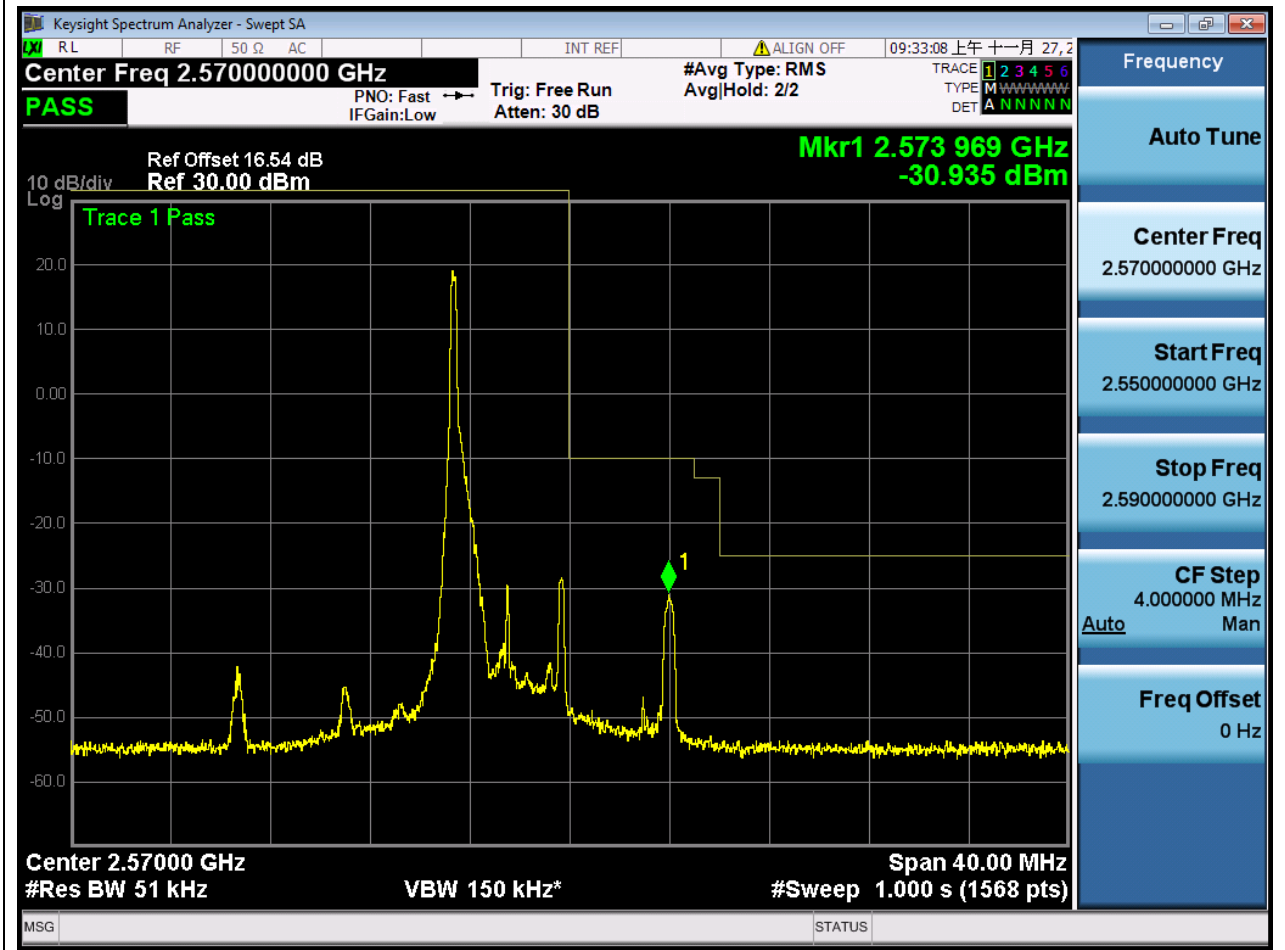
1.14. LTE Band Edge(NTNV)(Subtest:14, Channel:20775, Bandwidth:5, Modulation:16QAM, RB Number: 25, RB Position:LOW)

| Center Frequency (MHz) | Span (MHz) | RBW (MHz) | Detector | Frequency (MHz) | Power (dBm) | Verdict | Sweep Point |
|------------------------|------------|-----------|----------|-----------------|-------------|---------|-------------|
| 2500 | 40 | 0.051 | RMS | 2499.987 | -31.28 | Pass | 1568 |



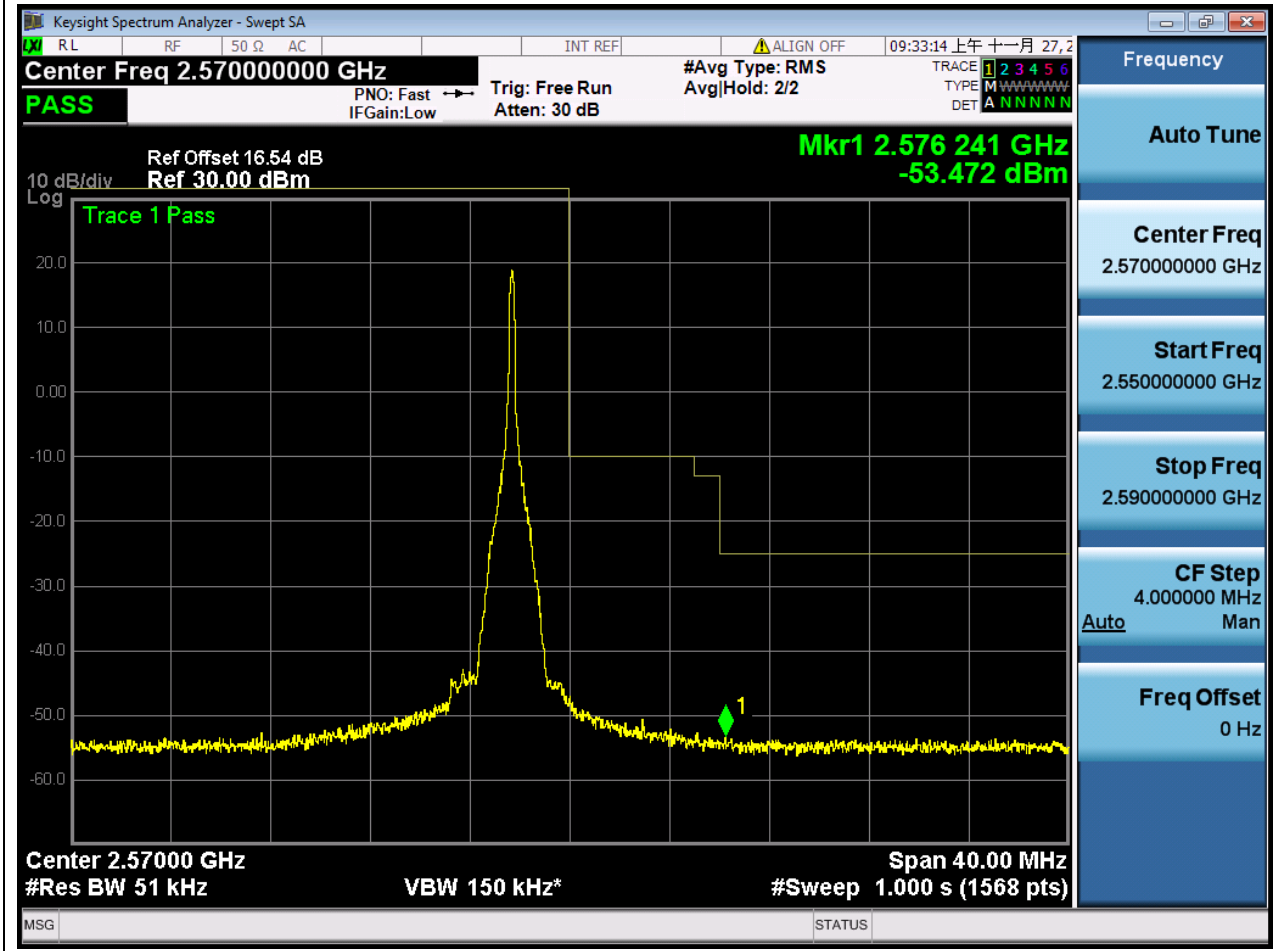
1.15. LTE Band Edge(NTNV)(Subtest:15, Channel:21425, Bandwidth:5, Modulation:QPSK, RB Number: 1, RB Position:LOW)

| Center Frequency (MHz) | Span (MHz) | RBW (MHz) | Detector | Frequency (MHz) | Power (dBm) | Verdict | Sweep Point |
|------------------------|------------|-----------|----------|-----------------|-------------|---------|-------------|
| 2570 | 40 | 0.051 | RMS | 2573.969 | -30.93 | Pass | 1568 |



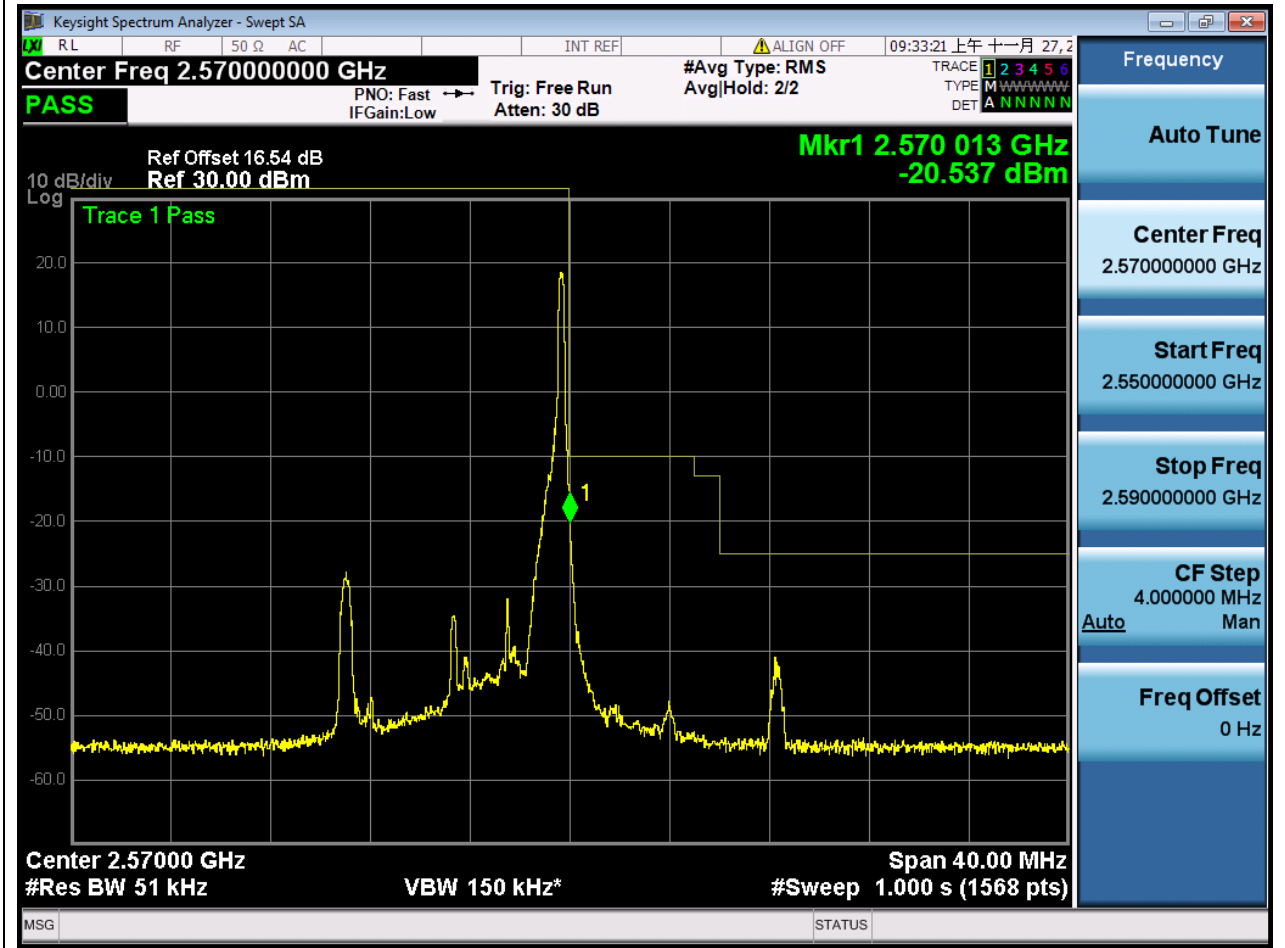
1.16. LTE Band Edge(NTNV)(Subtest:16, Channel:21425, Bandwidth:5, Modulation:QPSK, RB Number: 1, RB Position:MID)

| Center Frequency (MHz) | Span (MHz) | RBW (MHz) | Detector | Frequency (MHz) | Power (dBm) | Verdict | Sweep Point |
|------------------------|------------|-----------|----------|-----------------|-------------|---------|-------------|
| 2570 | 40 | 0.051 | RMS | 2576.241 | -53.47 | Pass | 1568 |



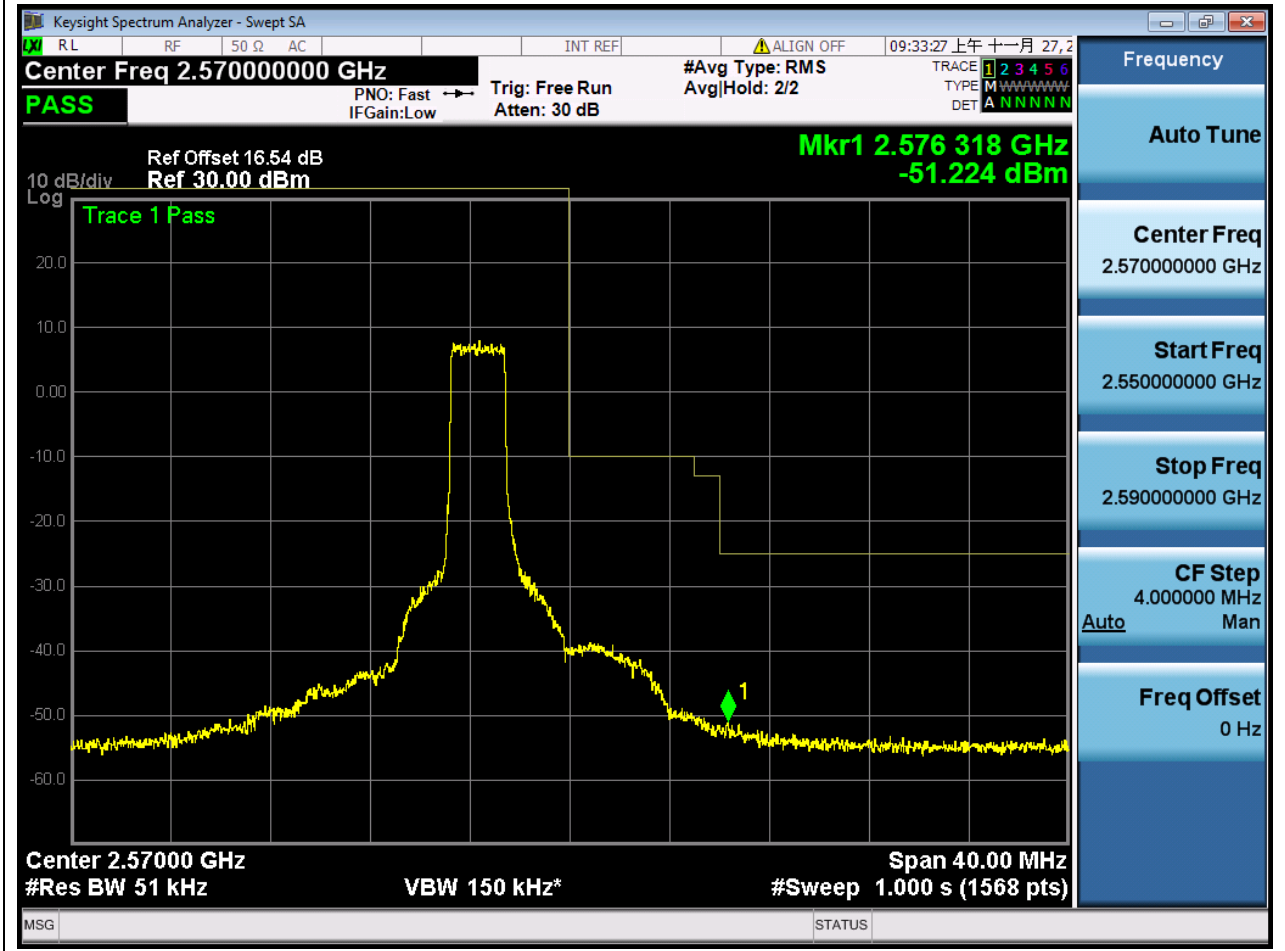
1.17. LTE Band Edge(NTNV)(Subtest:17, Channel:21425, Bandwidth:5, Modulation:QPSK, RB Number: 1, RB Position:HIGH)

| Center Frequency (MHz) | Span (MHz) | RBW (MHz) | Detector | Frequency (MHz) | Power (dBm) | Verdict | Sweep Point |
|------------------------|------------|-----------|----------|-----------------|-------------|---------|-------------|
| 2570 | 40 | 0.051 | RMS | 2570.013 | -20.54 | Pass | 1568 |



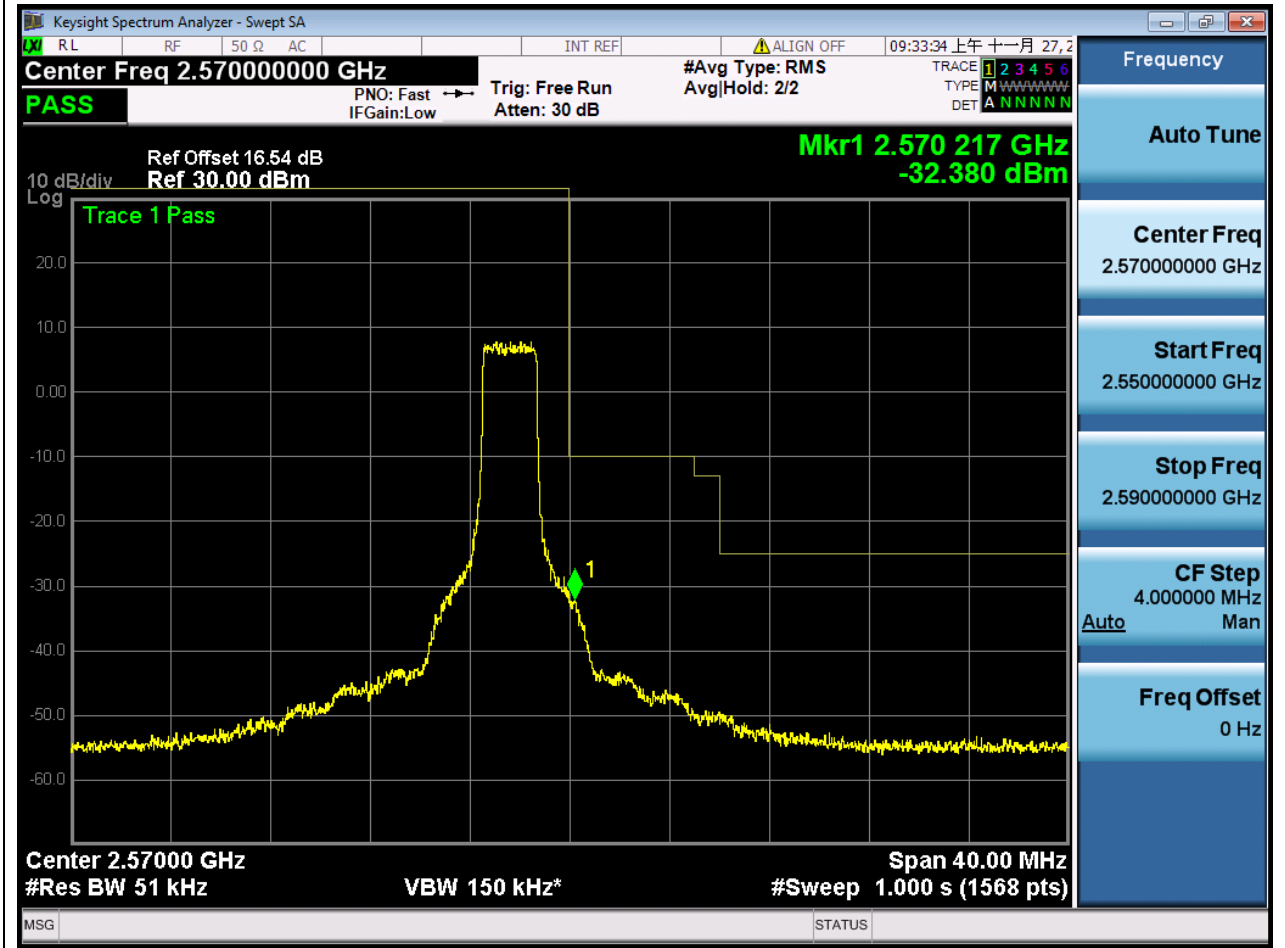
1.18. LTE Band Edge(NTNV)(Subtest:18, Channel:21425, Bandwidth:5, Modulation:QPSK, RB Number: 12, RB Position:LOW)

| Center Frequency (MHz) | Span (MHz) | RBW (MHz) | Detector | Frequency (MHz) | Power (dBm) | Verdict | Sweep Point |
|------------------------|------------|-----------|----------|-----------------|-------------|---------|-------------|
| 2570 | 40 | 0.051 | RMS | 2576.318 | -51.22 | Pass | 1568 |



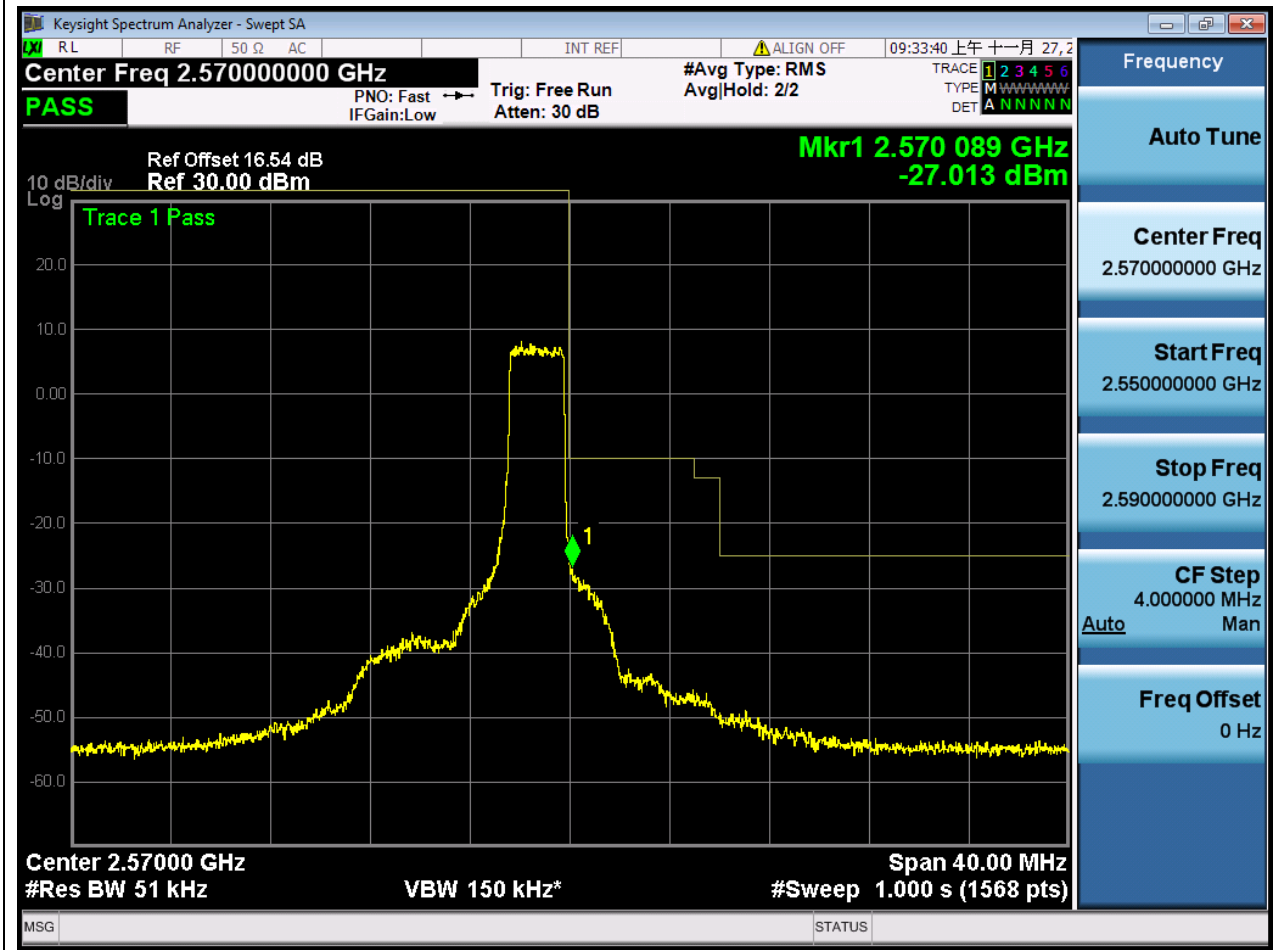
1.19. LTE Band Edge(NTNV)(Subtest:19, Channel:21425, Bandwidth:5, Modulation:QPSK, RB Number: 12, RB Position:MID)

| Center Frequency (MHz) | Span (MHz) | RBW (MHz) | Detector | Frequency (MHz) | Power (dBm) | Verdict | Sweep Point |
|------------------------|------------|-----------|----------|-----------------|-------------|---------|-------------|
| 2570 | 40 | 0.051 | RMS | 2570.217 | -32.38 | Pass | 1568 |



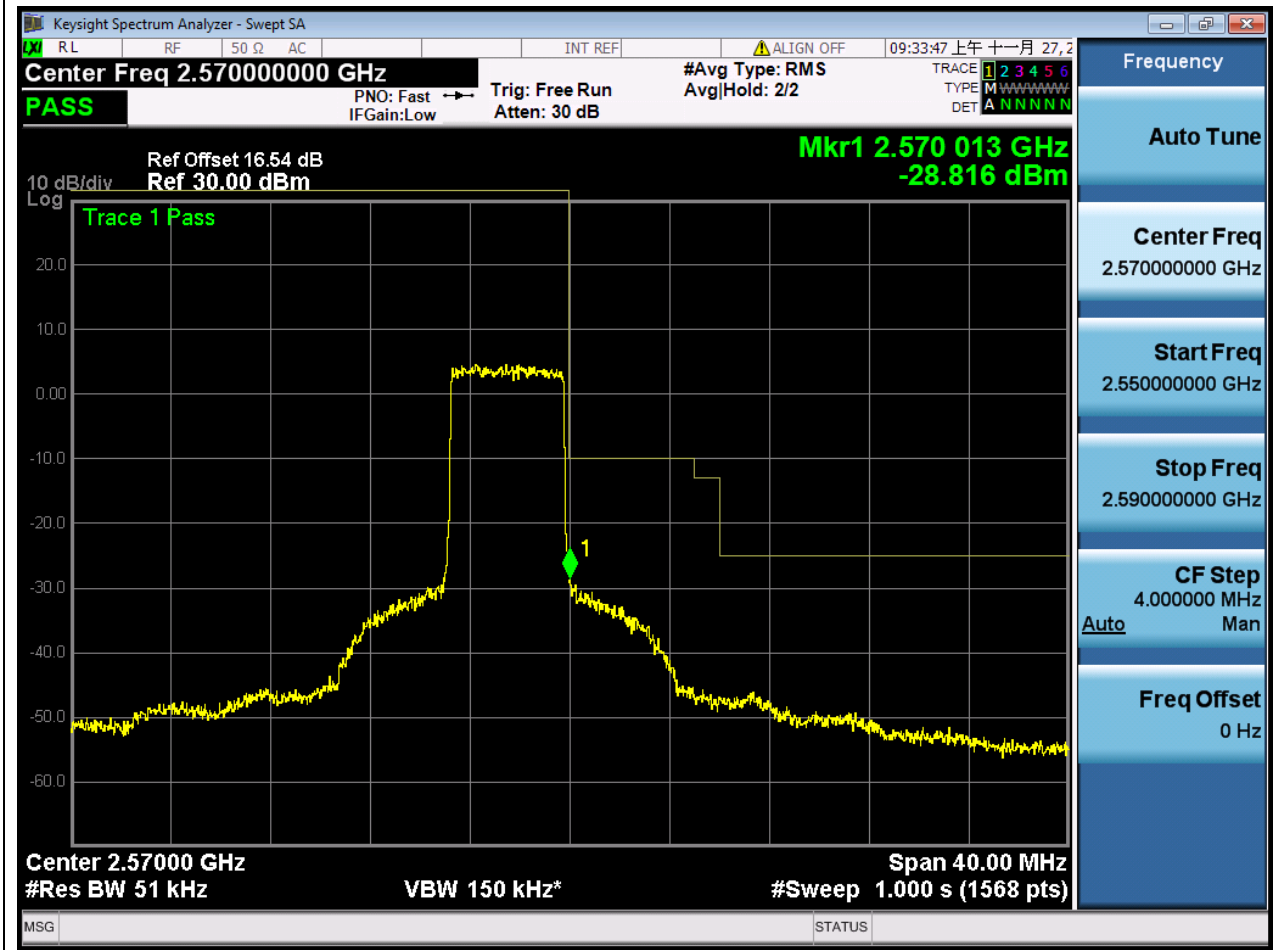
1.20. LTE Band Edge(NTNV)(Subtest:20, Channel:21425, Bandwidth:5, Modulation:QPSK, RB Number: 12, RB Position:HIGH)

| Center Frequency (MHz) | Span (MHz) | RBW (MHz) | Detector | Frequency (MHz) | Power (dBm) | Verdict | Sweep Point |
|------------------------|------------|-----------|----------|-----------------|-------------|---------|-------------|
| 2570 | 40 | 0.051 | RMS | 2570.089 | -27.01 | Pass | 1568 |



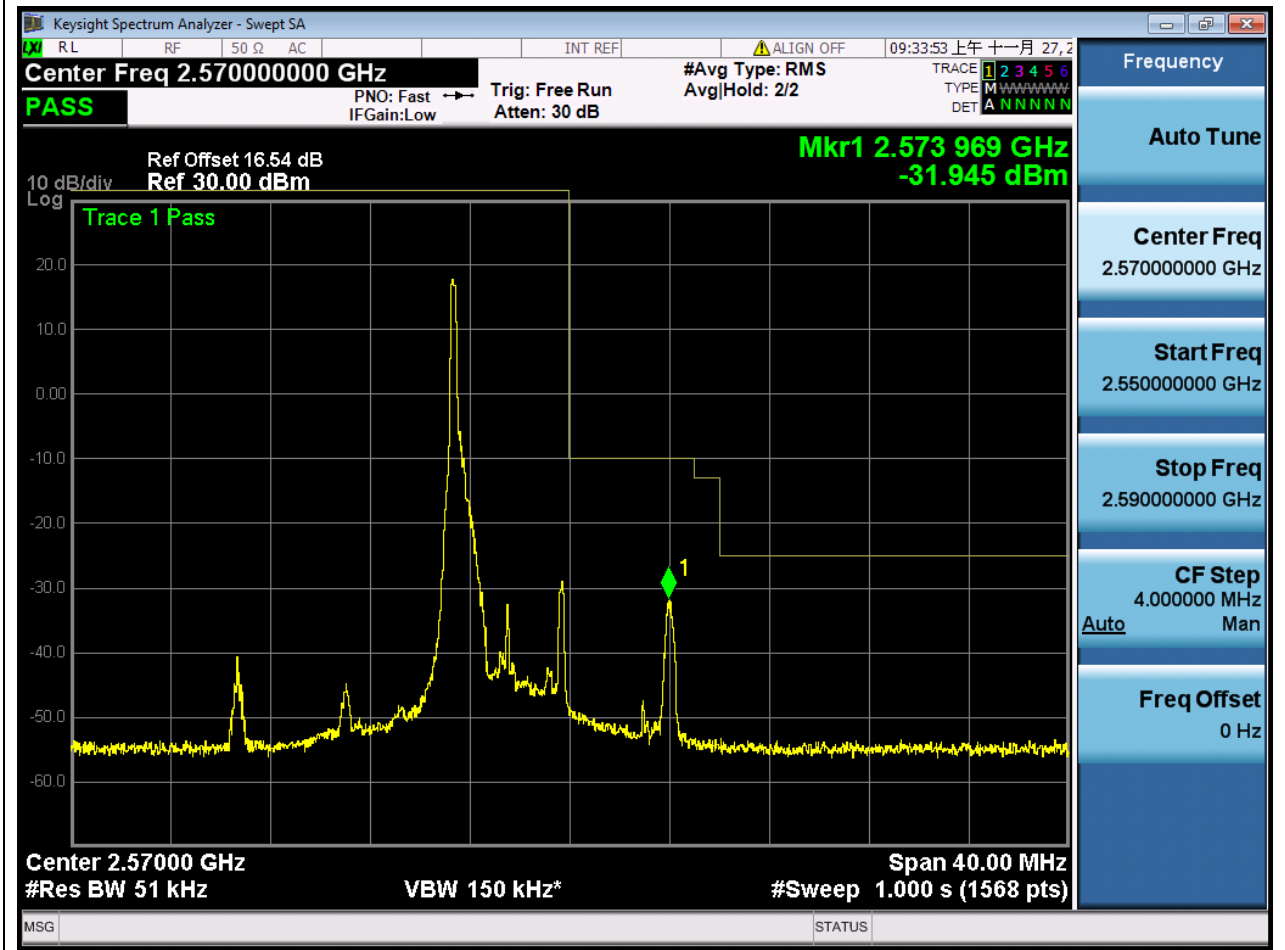
1.21. LTE Band Edge(NTNV)(Subtest:21, Channel:21425, Bandwidth:5, Modulation:QPSK, RB Number: 25, RB Position:LOW)

| Center Frequency (MHz) | Span (MHz) | RBW (MHz) | Detector | Frequency (MHz) | Power (dBm) | Verdict | Sweep Point |
|------------------------|------------|-----------|----------|-----------------|-------------|---------|-------------|
| 2570 | 40 | 0.051 | RMS | 2570.013 | -28.82 | Pass | 1568 |



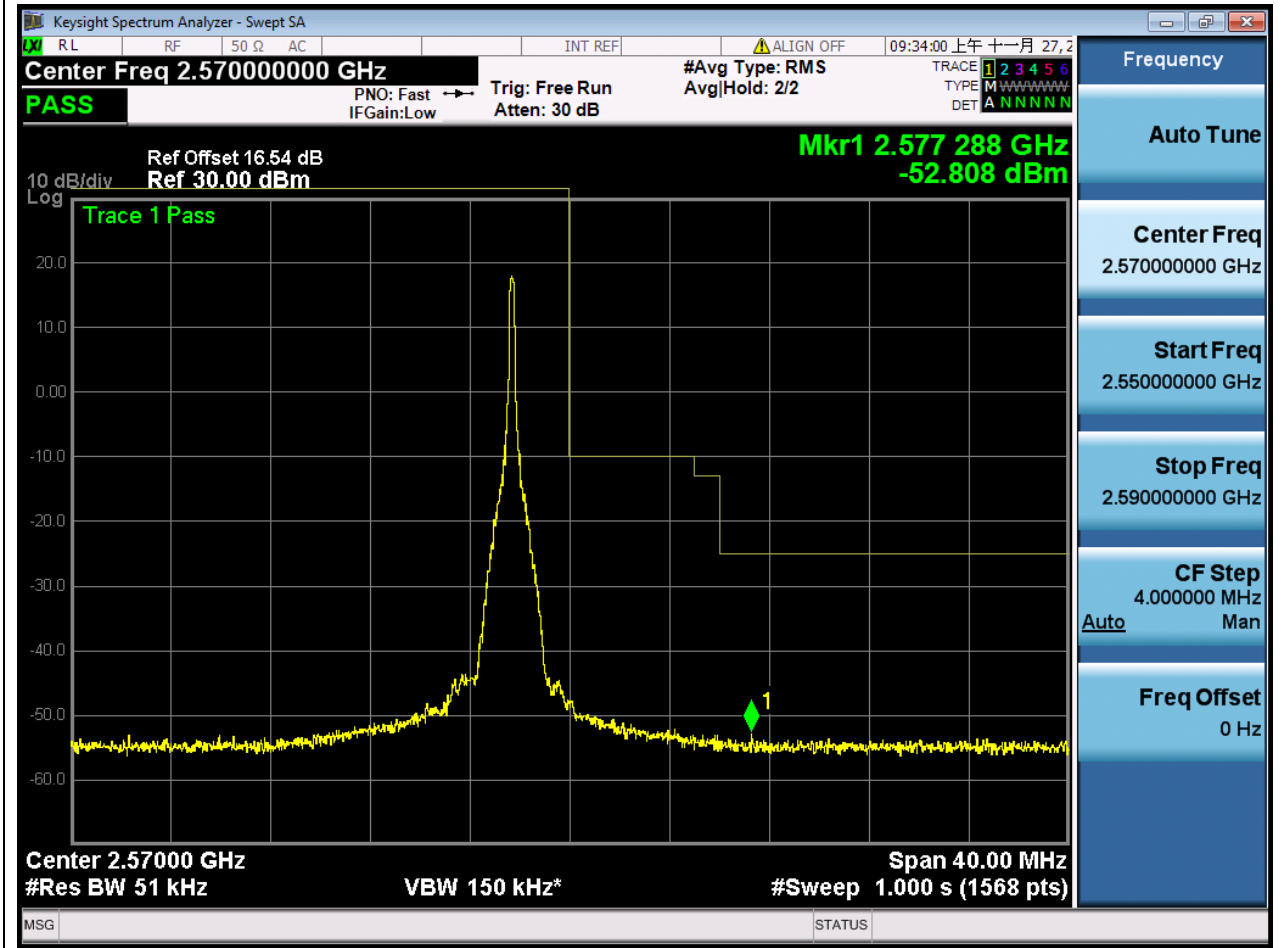
1.22. LTE Band Edge(NTNV)(Subtest:22, Channel:21425, Bandwidth:5, Modulation:16QAM, RB Number: 1, RB Position:LOW)

| Center Frequency (MHz) | Span (MHz) | RBW (MHz) | Detector | Frequency (MHz) | Power (dBm) | Verdict | Sweep Point |
|------------------------|------------|-----------|----------|-----------------|-------------|---------|-------------|
| 2570 | 40 | 0.051 | RMS | 2573.969 | -31.94 | Pass | 1568 |



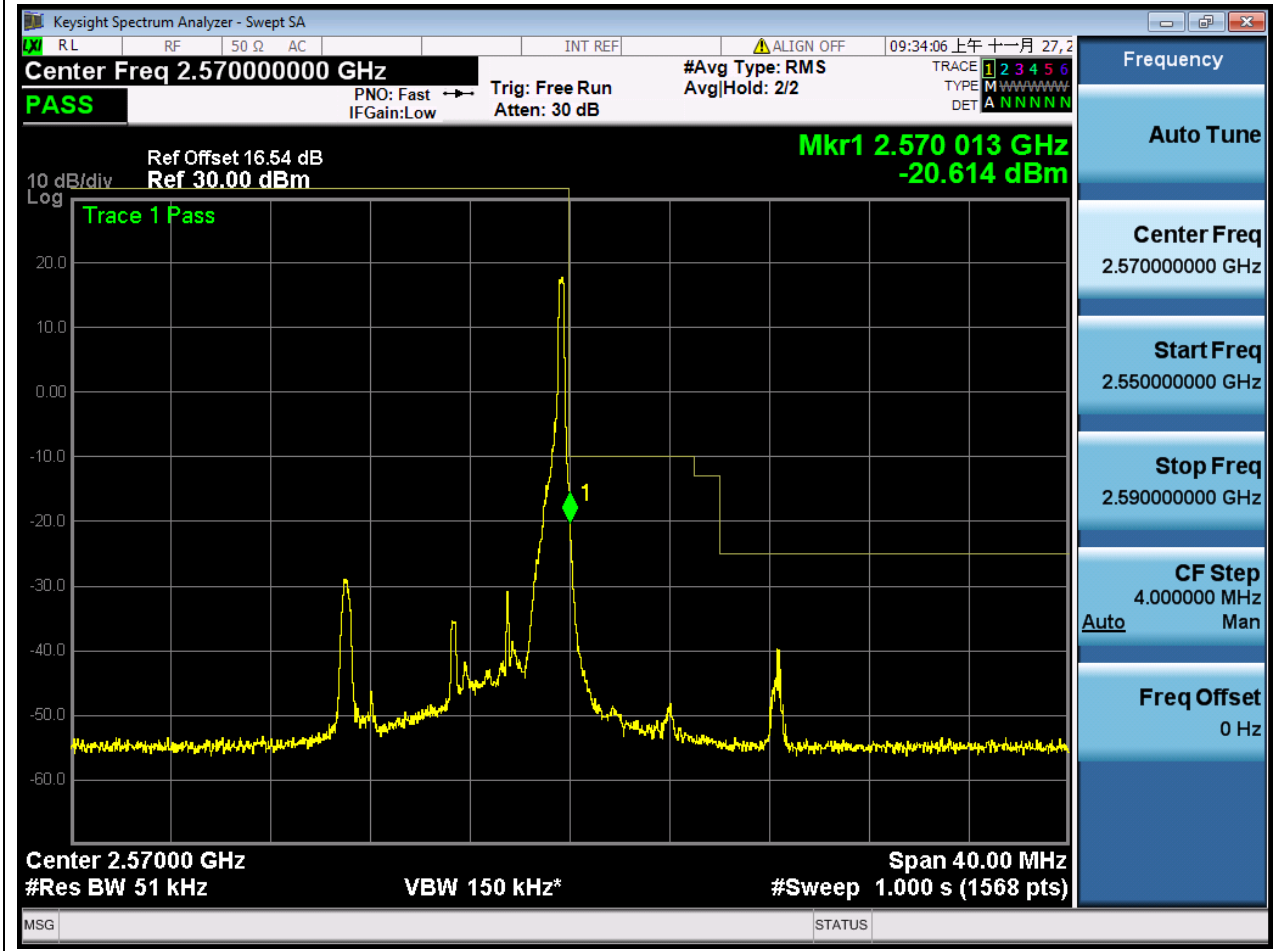
1.23. LTE Band Edge(NTNV)(Subtest:23, Channel:21425, Bandwidth:5, Modulation:16QAM, RB Number: 1, RB Position:MID)

| Center Frequency (MHz) | Span (MHz) | RBW (MHz) | Detector | Frequency (MHz) | Power (dBm) | Verdict | Sweep Point |
|------------------------|------------|-----------|----------|-----------------|-------------|---------|-------------|
| 2570 | 40 | 0.051 | RMS | 2577.288 | -52.81 | Pass | 1568 |



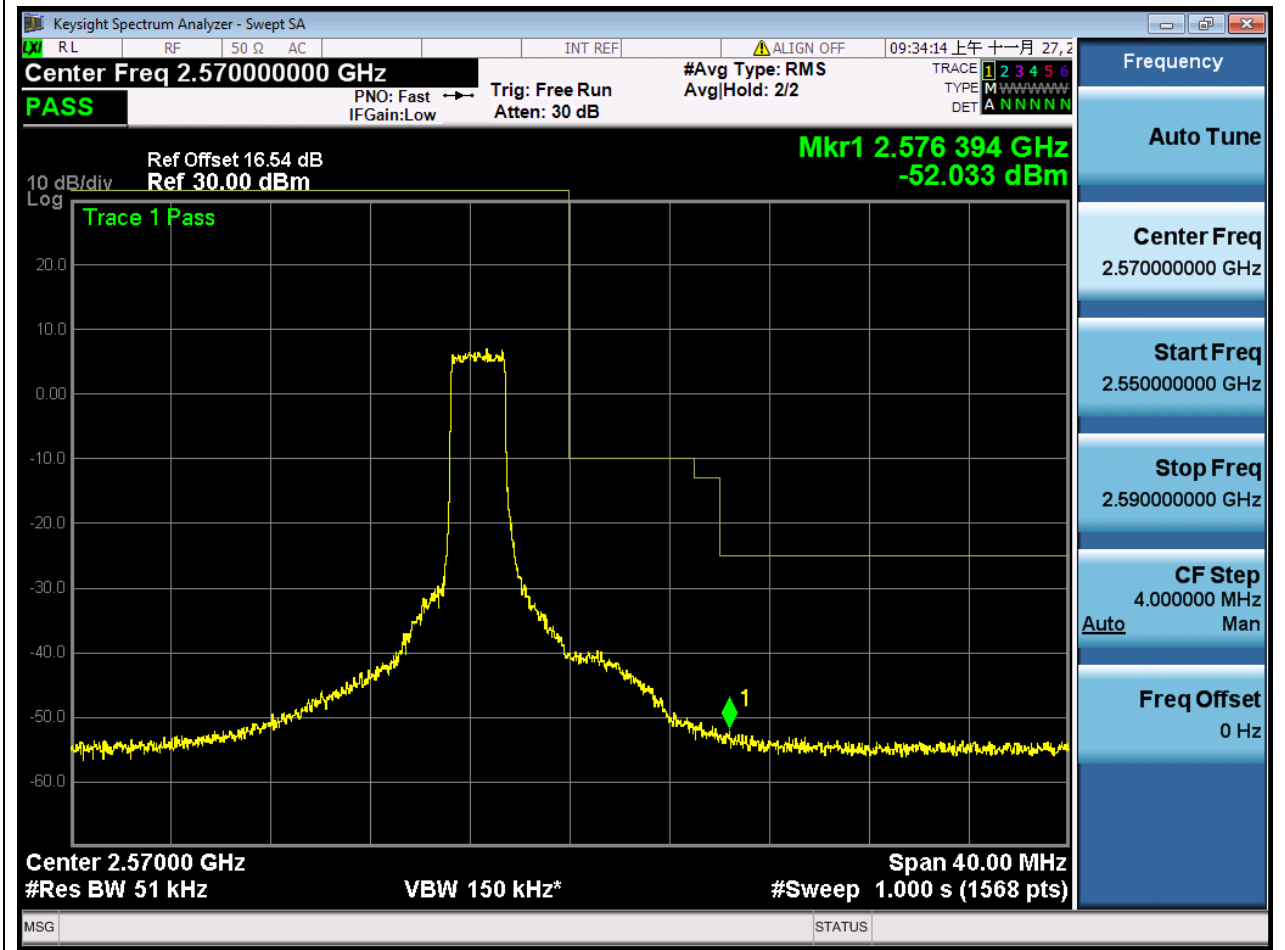
1.24. LTE Band Edge(NTNV)(Subtest:24, Channel:21425, Bandwidth:5, Modulation:16QAM, RB Number: 1, RB Position:HIGH)

| Center Frequency (MHz) | Span (MHz) | RBW (MHz) | Detector | Frequency (MHz) | Power (dBm) | Verdict | Sweep Point |
|------------------------|------------|-----------|----------|-----------------|-------------|---------|-------------|
| 2570 | 40 | 0.051 | RMS | 2570.013 | -20.61 | Pass | 1568 |



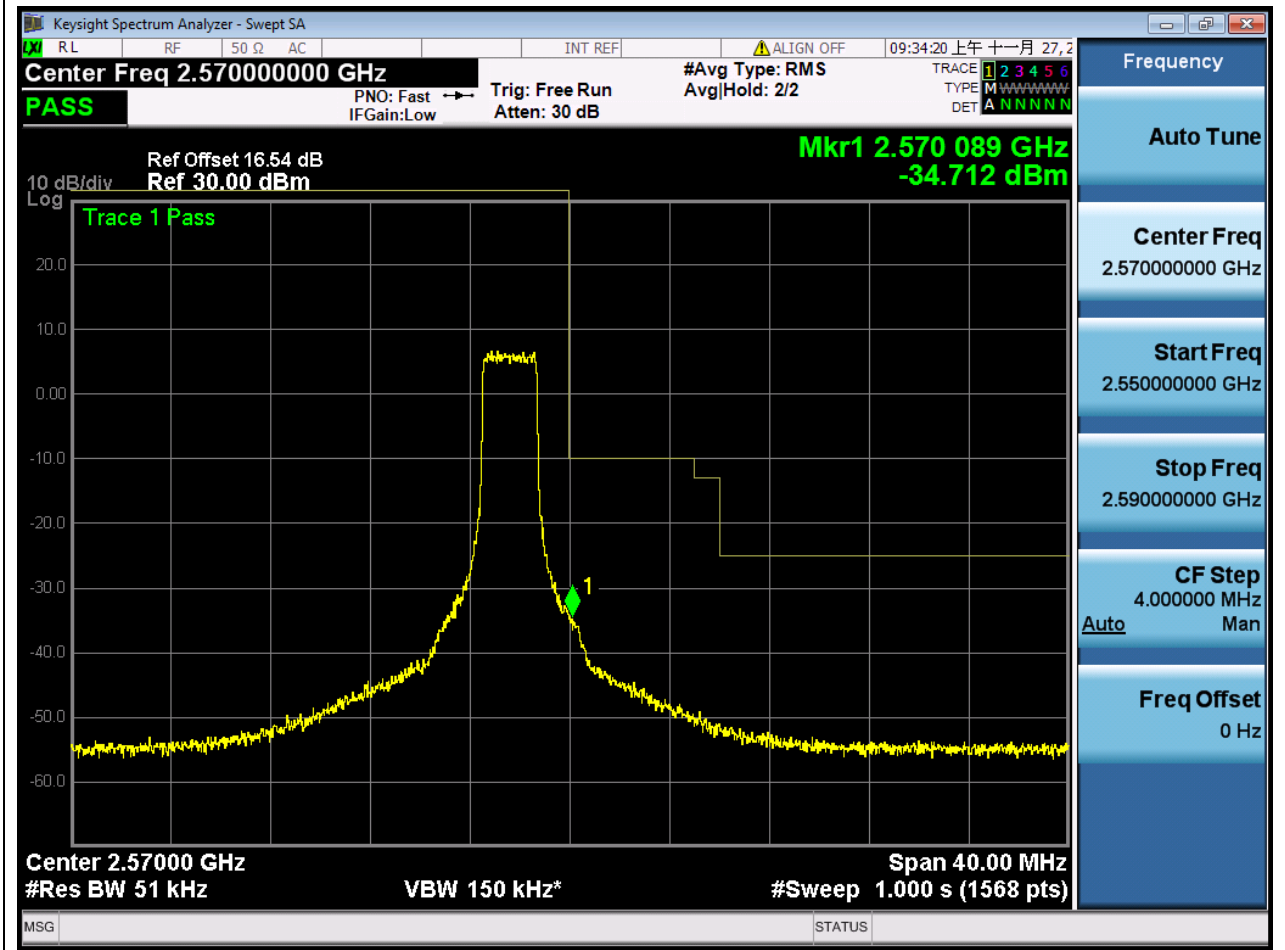
1.25. LTE Band Edge(NTNV)(Subtest:25, Channel:21425, Bandwidth:5, Modulation:16QAM, RB Number: 12, RB Position:LOW)

| Center Frequency (MHz) | Span (MHz) | RBW (MHz) | Detector | Frequency (MHz) | Power (dBm) | Verdict | Sweep Point |
|------------------------|------------|-----------|----------|-----------------|-------------|---------|-------------|
| 2570 | 40 | 0.051 | RMS | 2576.394 | -52.03 | Pass | 1568 |



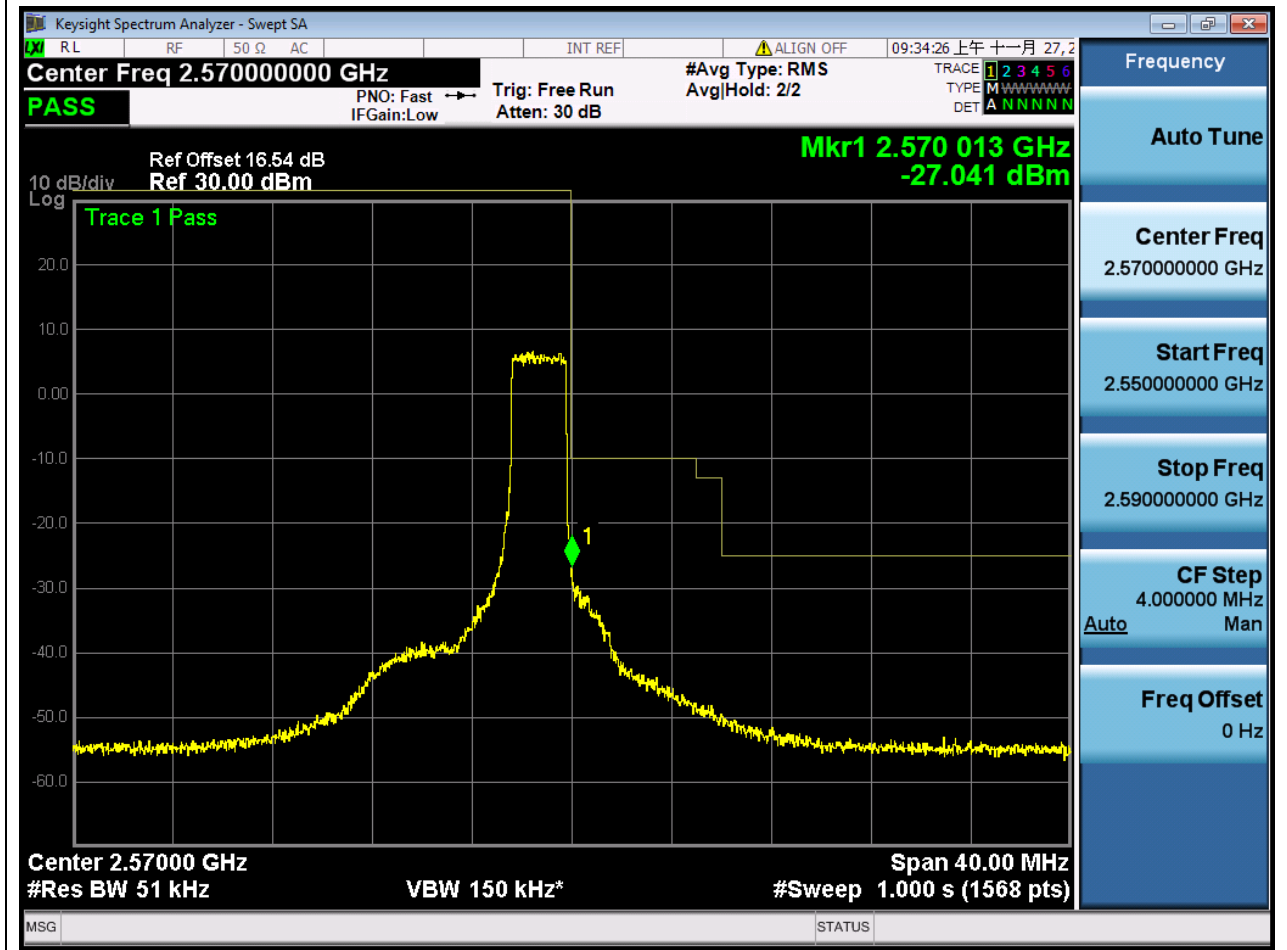
1.26. LTE Band Edge(NTNV)(Subtest:26, Channel:21425, Bandwidth:5, Modulation:16QAM, RB Number: 12, RB Position:MID)

| Center Frequency (MHz) | Span (MHz) | RBW (MHz) | Detector | Frequency (MHz) | Power (dBm) | Verdict | Sweep Point |
|------------------------|------------|-----------|----------|-----------------|-------------|---------|-------------|
| 2570 | 40 | 0.051 | RMS | 2570.089 | -34.71 | Pass | 1568 |



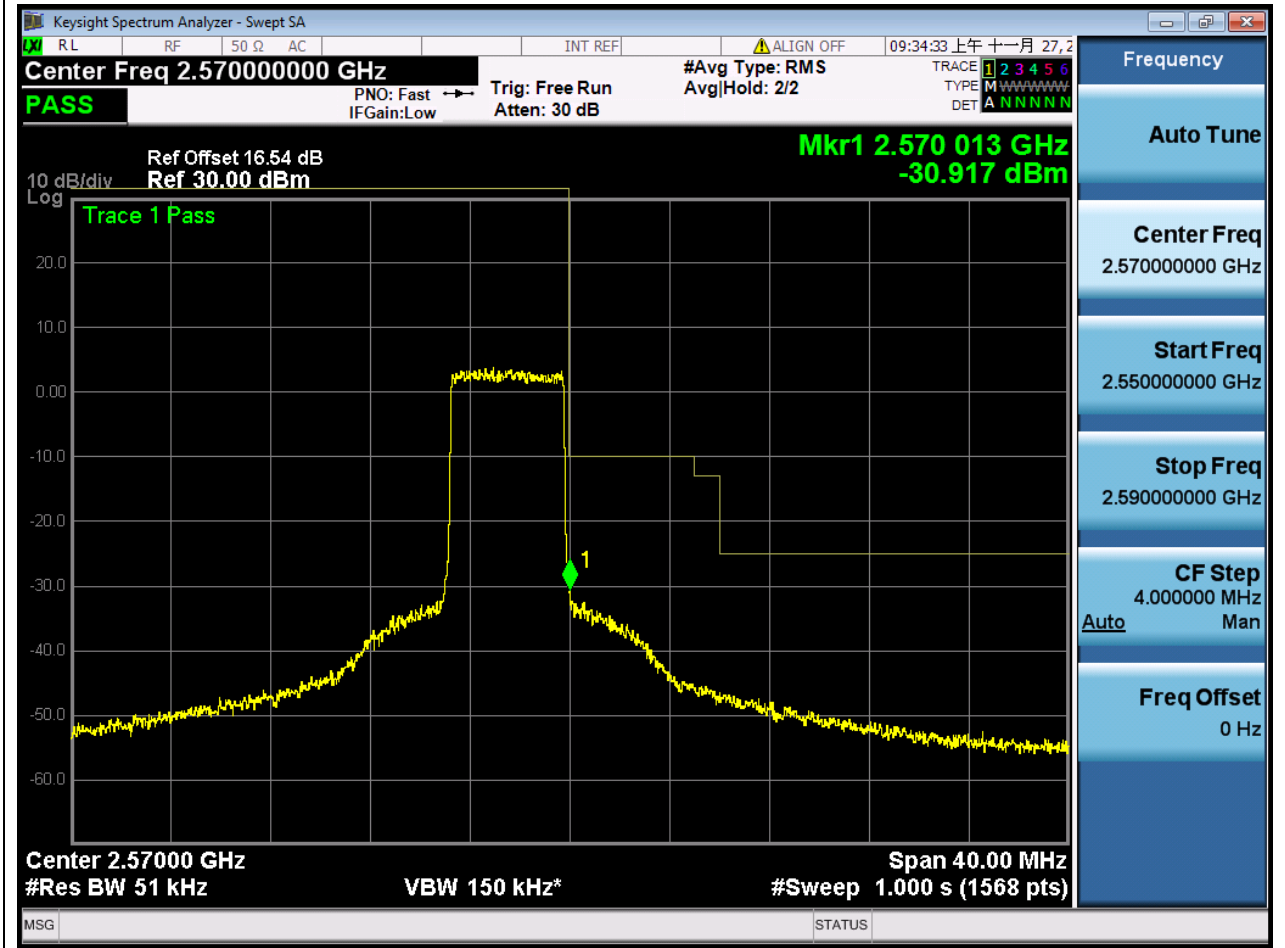
1.27. LTE Band Edge(NTNV)(Subtest:27, Channel:21425, Bandwidth:5, Modulation:16QAM, RB Number: 12, RB Position:HIGH)

| Center Frequency (MHz) | Span (MHz) | RBW (MHz) | Detector | Frequency (MHz) | Power (dBm) | Verdict | Sweep Point |
|------------------------|------------|-----------|----------|-----------------|-------------|---------|-------------|
| 2570 | 40 | 0.051 | RMS | 2570.013 | -27.04 | Pass | 1568 |



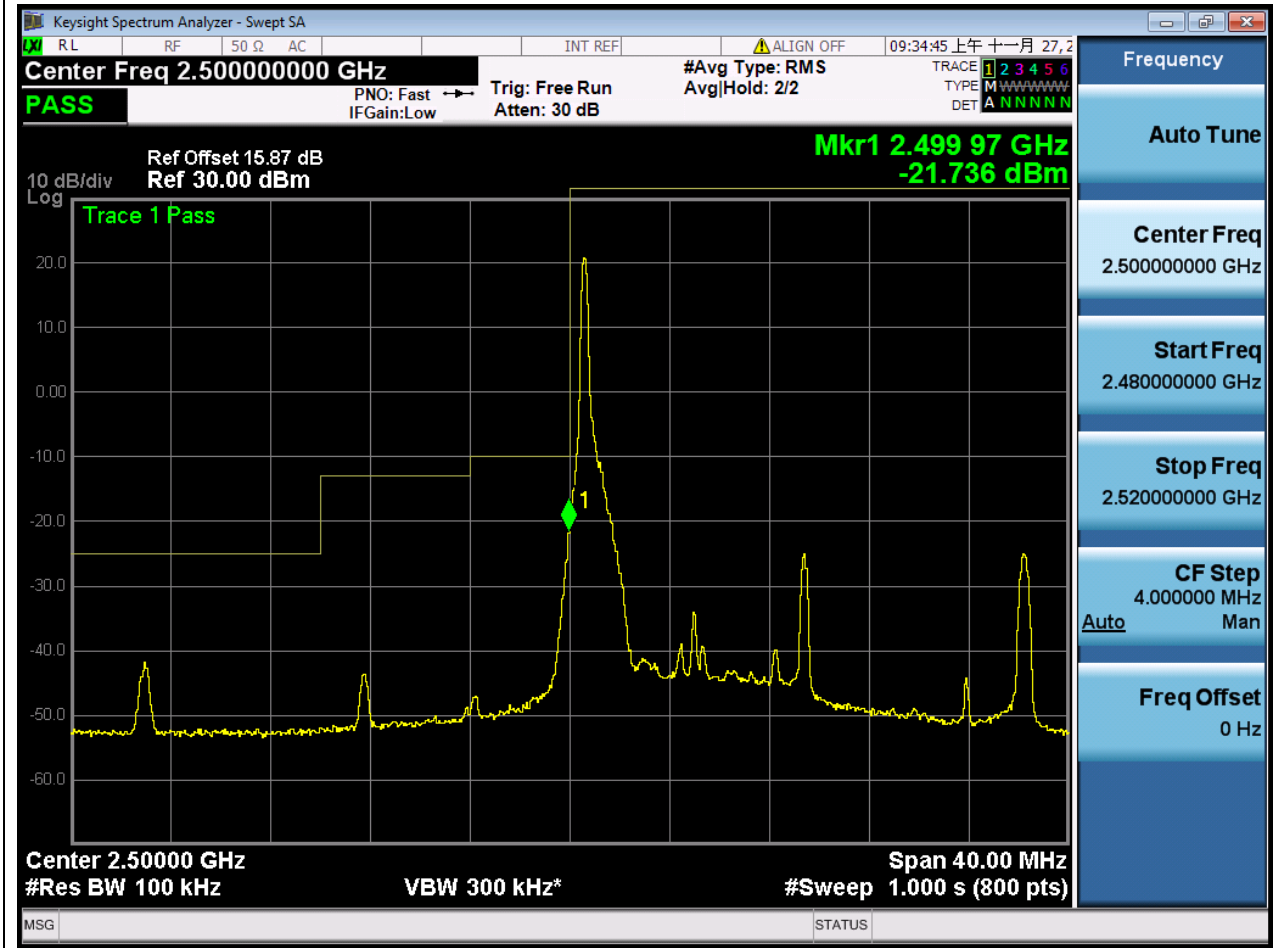
1.28. LTE Band Edge(NTNV)(Subtest:28, Channel:21425, Bandwidth:5, Modulation:16QAM, RB Number: 25, RB Position:LOW)

| Center Frequency (MHz) | Span (MHz) | RBW (MHz) | Detector | Frequency (MHz) | Power (dBm) | Verdict | Sweep Point |
|------------------------|------------|-----------|----------|-----------------|-------------|---------|-------------|
| 2570 | 40 | 0.051 | RMS | 2570.013 | -30.92 | Pass | 1568 |



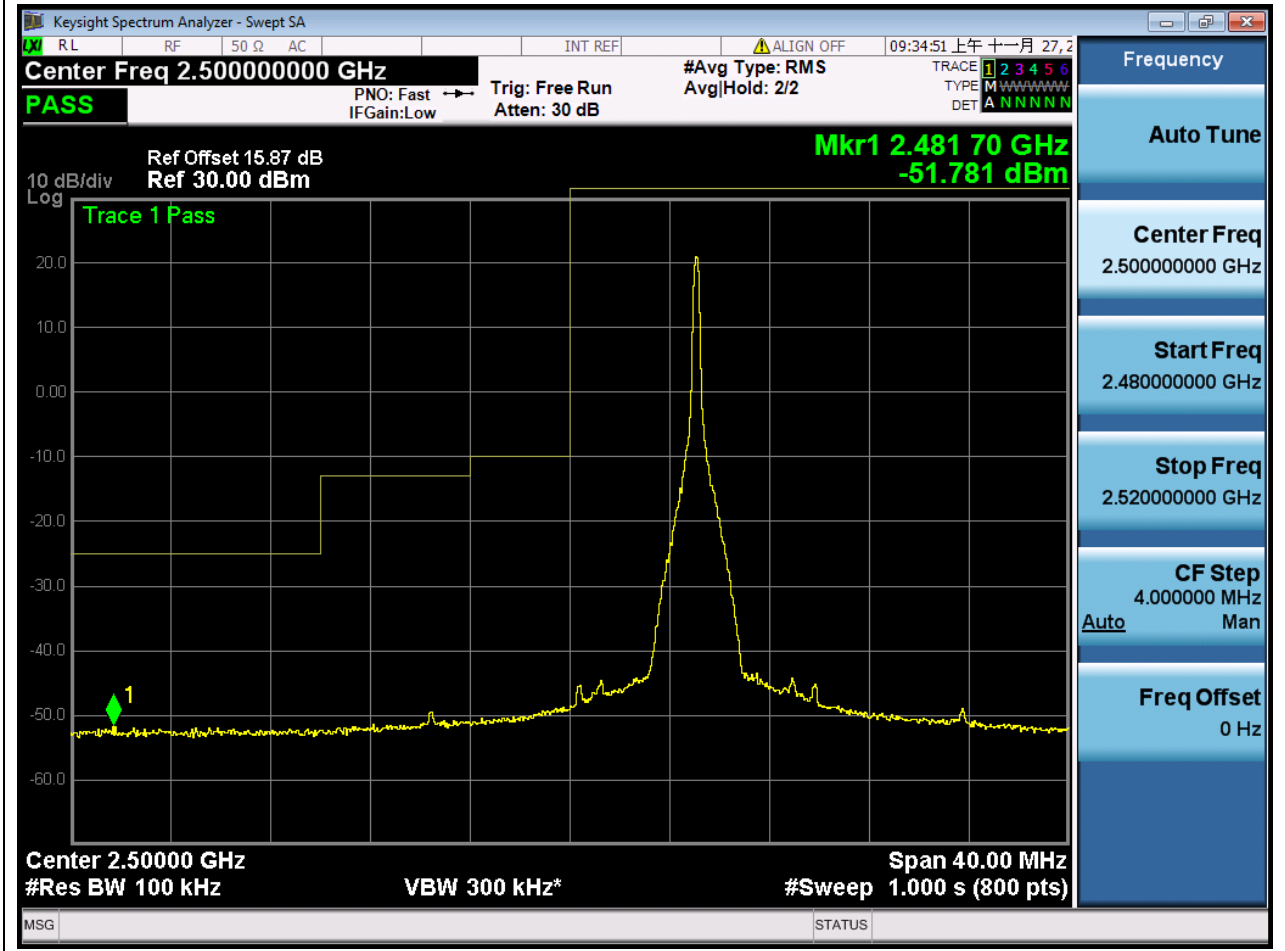
1.29. LTE Band Edge(NTNV)(Subtest:29, Channel:20800, Bandwidth:10, Modulation:QPSK, RB Number: 1, RB Position:LOW)

| Center Frequency (MHz) | Span (MHz) | RBW (MHz) | Detector | Frequency (MHz) | Power (dBm) | Verdict | Sweep Point |
|------------------------|------------|-----------|----------|-----------------|-------------|---------|-------------|
| 2500 | 40 | 0.1 | RMS | 2499.975 | -21.74 | Pass | 800 |



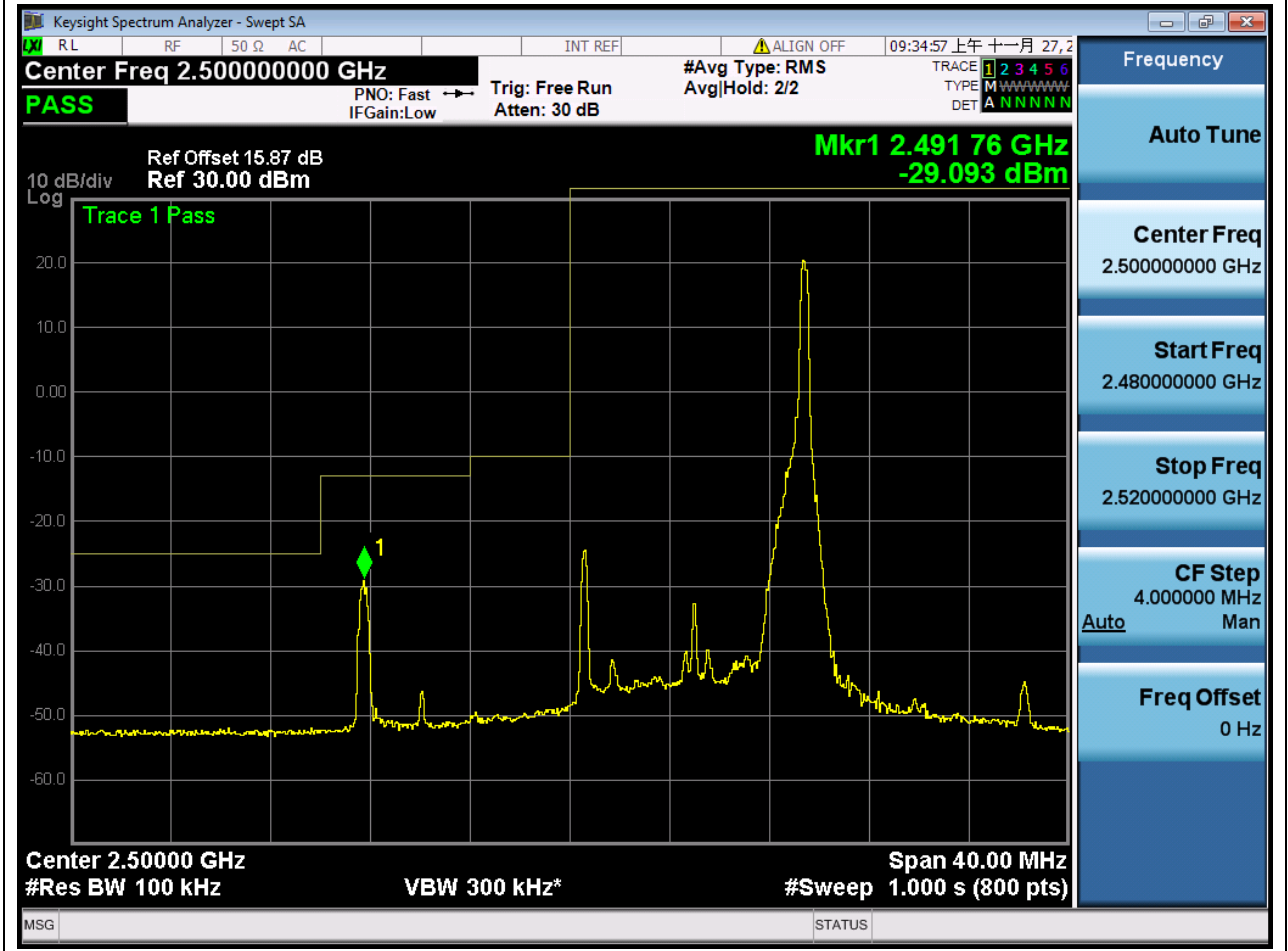
1.30. LTE Band Edge(NTNV)(Subtest:30, Channel:20800, Bandwidth:10, Modulation:QPSK, RB Number: 1, RB Position:MID)

| Center Frequency (MHz) | Span (MHz) | RBW (MHz) | Detector | Frequency (MHz) | Power (dBm) | Verdict | Sweep Point |
|------------------------|------------|-----------|----------|-----------------|-------------|---------|-------------|
| 2500 | 40 | 0.1 | RMS | 2481.702 | -51.78 | Pass | 800 |



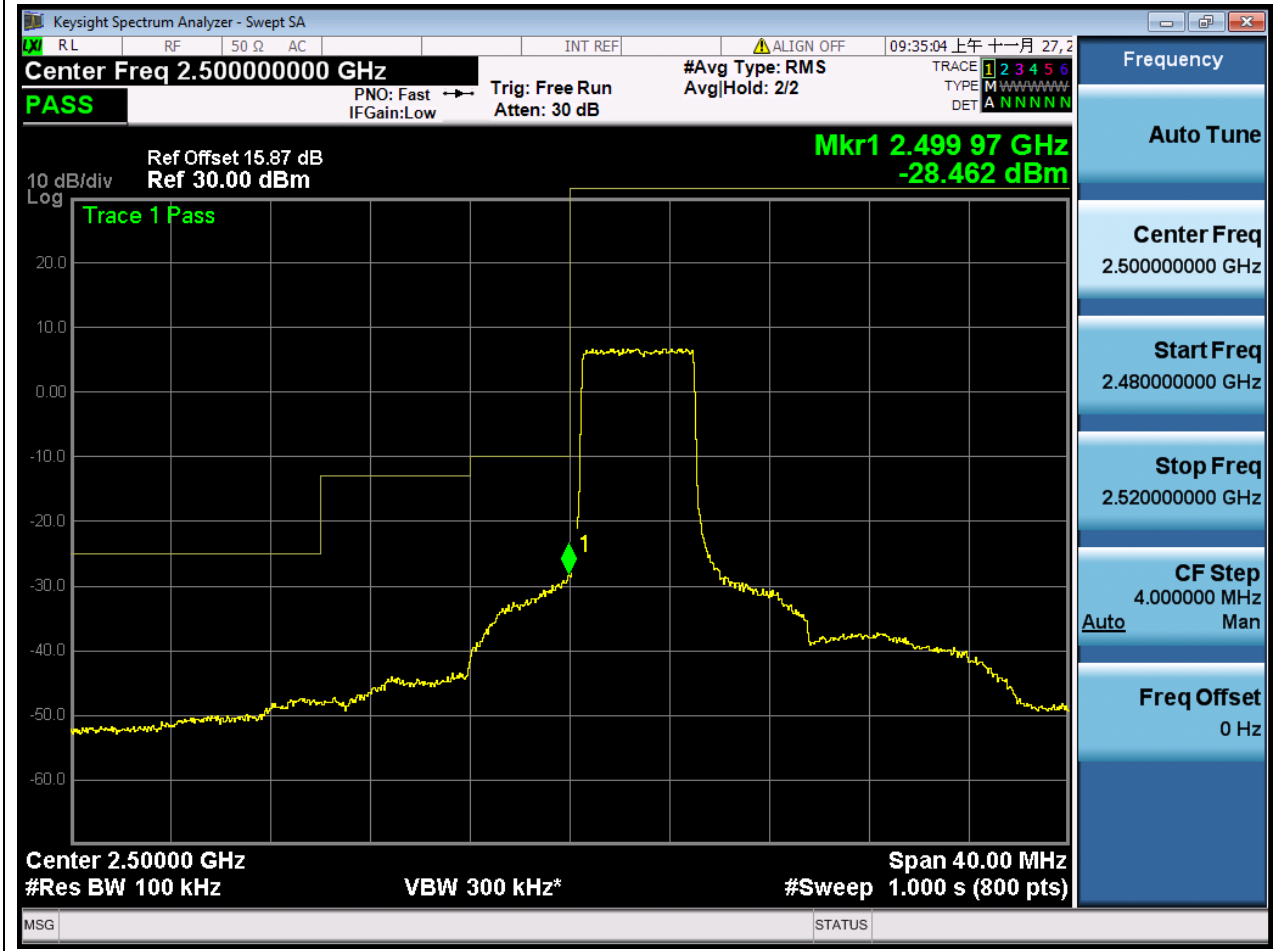
1.31. LTE Band Edge(NTNV)(Subtest:31, Channel:20800, Bandwidth:10, Modulation:QPSK, RB Number: 1, RB Position:HIGH)

| Center Frequency (MHz) | Span (MHz) | RBW (MHz) | Detector | Frequency (MHz) | Power (dBm) | Verdict | Sweep Point |
|------------------------|------------|-----------|----------|-----------------|-------------|---------|-------------|
| 2500 | 40 | 0.1 | RMS | 2491.765 | -29.09 | Pass | 800 |



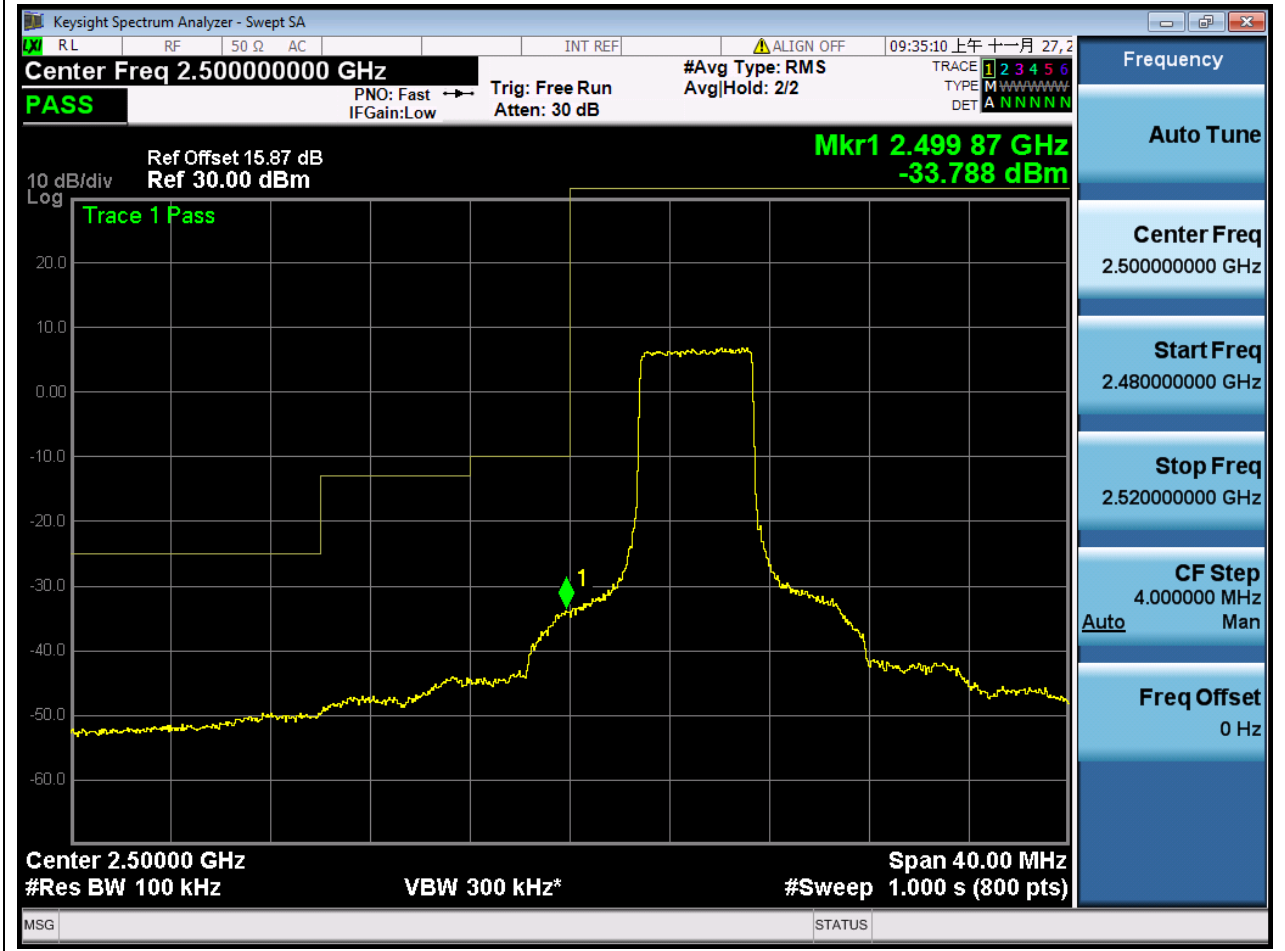
1.32. LTE Band Edge(NTNV)(Subtest:32, Channel:20800, Bandwidth:10, Modulation:QPSK, RB Number: 25, RB Position:LOW)

| Center Frequency (MHz) | Span (MHz) | RBW (MHz) | Detector | Frequency (MHz) | Power (dBm) | Verdict | Sweep Point |
|------------------------|------------|-----------|----------|-----------------|-------------|---------|-------------|
| 2500 | 40 | 0.1 | RMS | 2499.975 | -28.46 | Pass | 800 |



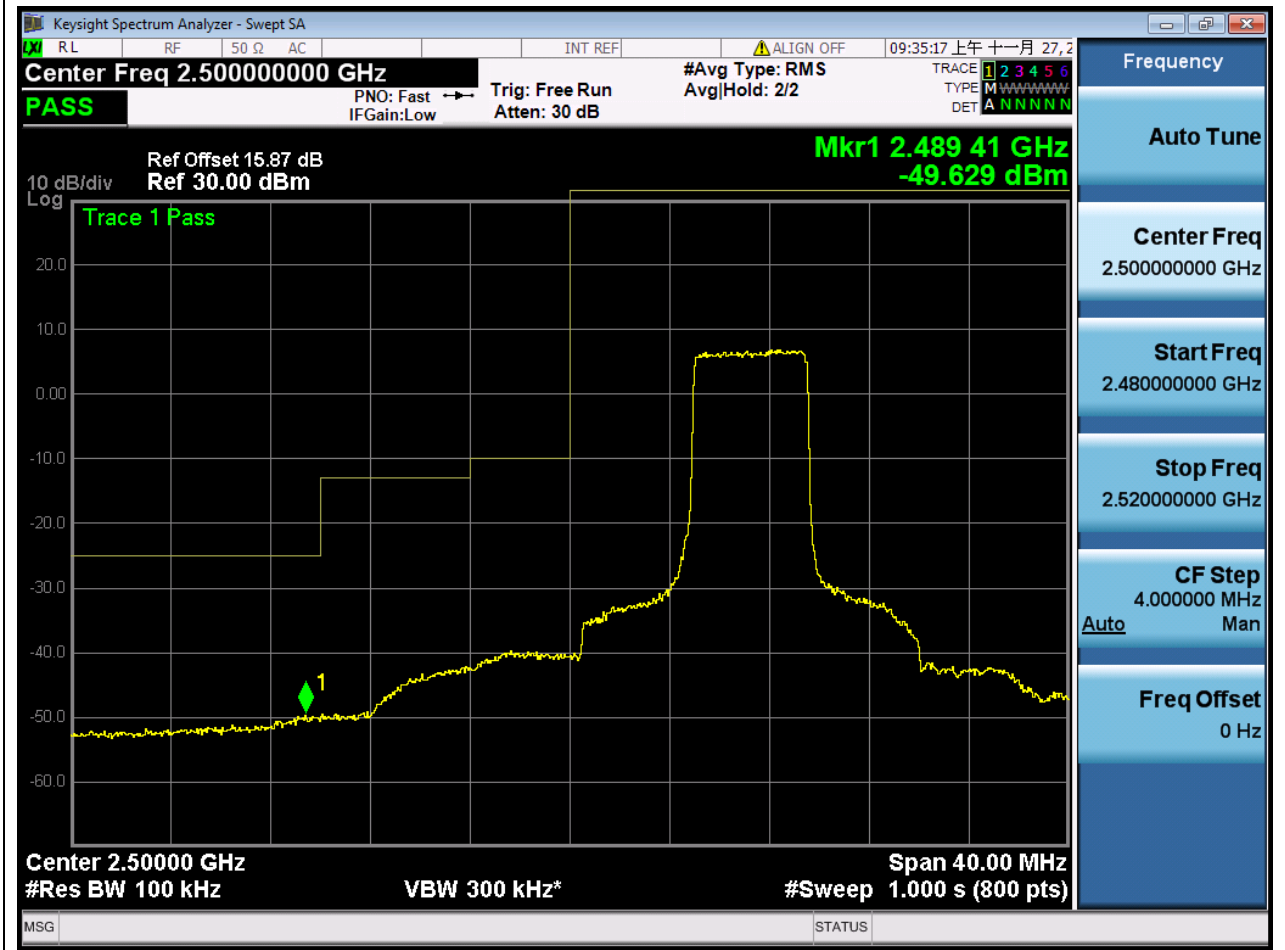
1.33. LTE Band Edge(NTNV)(Subtest:33, Channel:20800, Bandwidth:10, Modulation:QPSK, RB Number: 25, RB Position:MID)

| Center Frequency (MHz) | Span (MHz) | RBW (MHz) | Detector | Frequency (MHz) | Power (dBm) | Verdict | Sweep Point |
|------------------------|------------|-----------|----------|-----------------|-------------|---------|-------------|
| 2500 | 40 | 0.1 | RMS | 2499.875 | -33.79 | Pass | 800 |



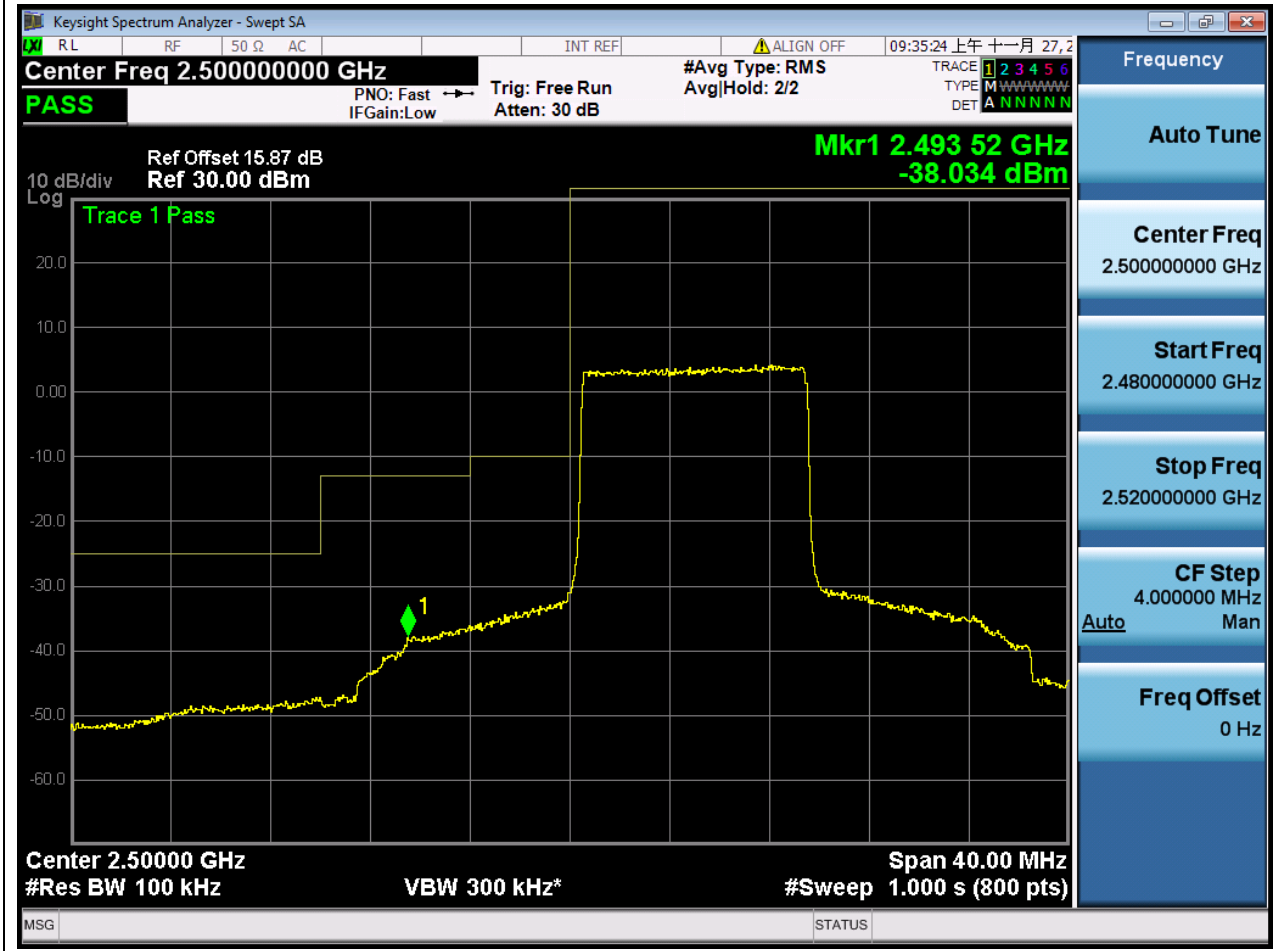
1.34. LTE Band Edge(NTNV)(Subtest:34, Channel:20800, Bandwidth:10, Modulation:QPSK, RB Number: 25, RB Position:HIGH)

| Center Frequency (MHz) | Span (MHz) | RBW (MHz) | Detector | Frequency (MHz) | Power (dBm) | Verdict | Sweep Point |
|------------------------|------------|-----------|----------|-----------------|-------------|---------|-------------|
| 2500 | 40 | 0.1 | RMS | 2489.412 | -49.63 | Pass | 800 |



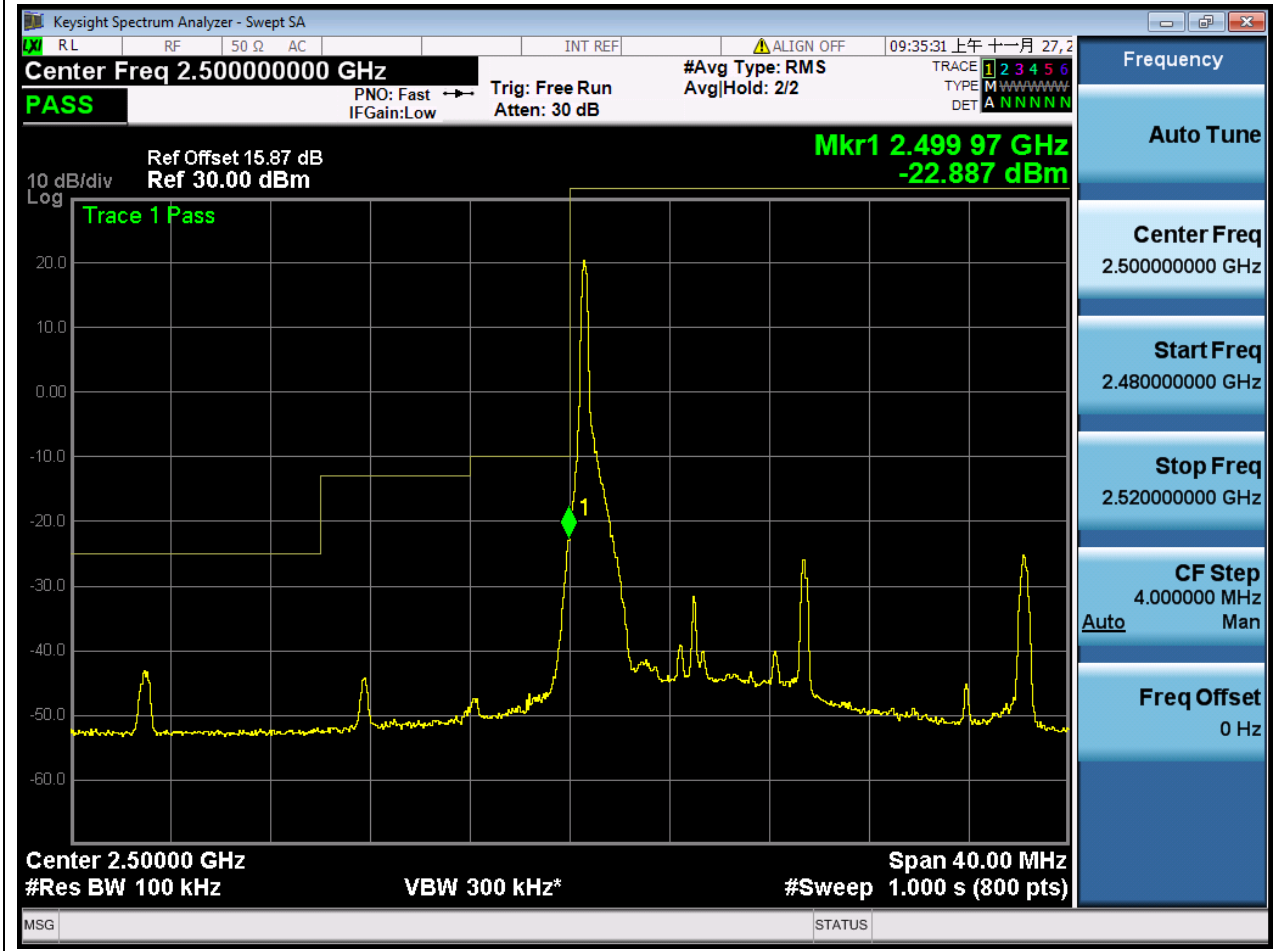
1.35. LTE Band Edge(NTNV)(Subtest:35, Channel:20800, Bandwidth:10, Modulation:QPSK, RB Number: 50, RB Position:LOW)

| Center Frequency (MHz) | Span (MHz) | RBW (MHz) | Detector | Frequency (MHz) | Power (dBm) | Verdict | Sweep Point |
|------------------------|------------|-----------|----------|-----------------|-------------|---------|-------------|
| 2500 | 40 | 0.1 | RMS | 2493.517 | -38.03 | Pass | 800 |



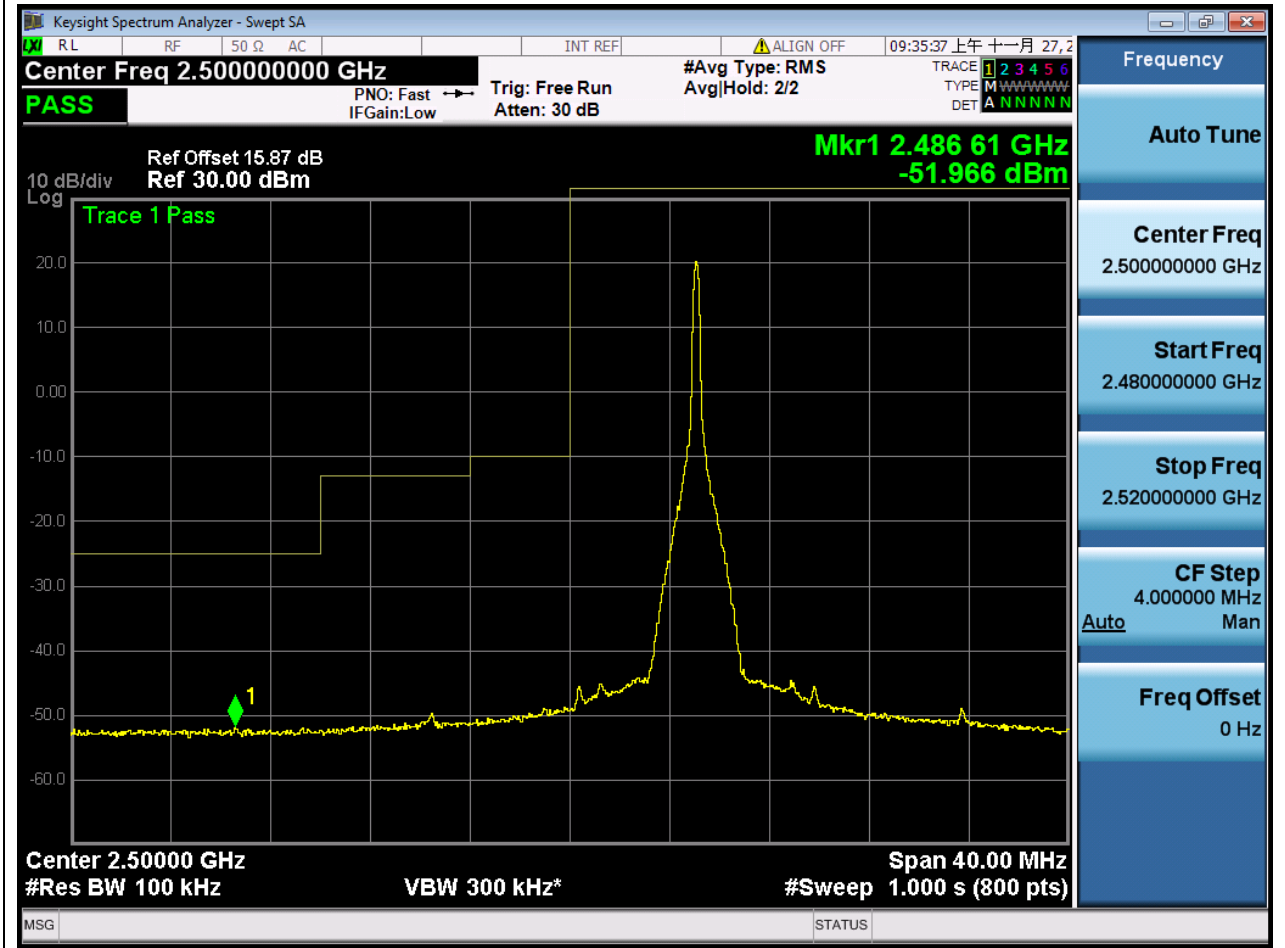
1.36. LTE Band Edge(NTNV)(Subtest:36, Channel:20800, Bandwidth:10, Modulation:16QAM, RB Number: 1, RB Position:LOW)

| Center Frequency (MHz) | Span (MHz) | RBW (MHz) | Detector | Frequency (MHz) | Power (dBm) | Verdict | Sweep Point |
|------------------------|------------|-----------|----------|-----------------|-------------|---------|-------------|
| 2500 | 40 | 0.1 | RMS | 2499.975 | -22.89 | Pass | 800 |



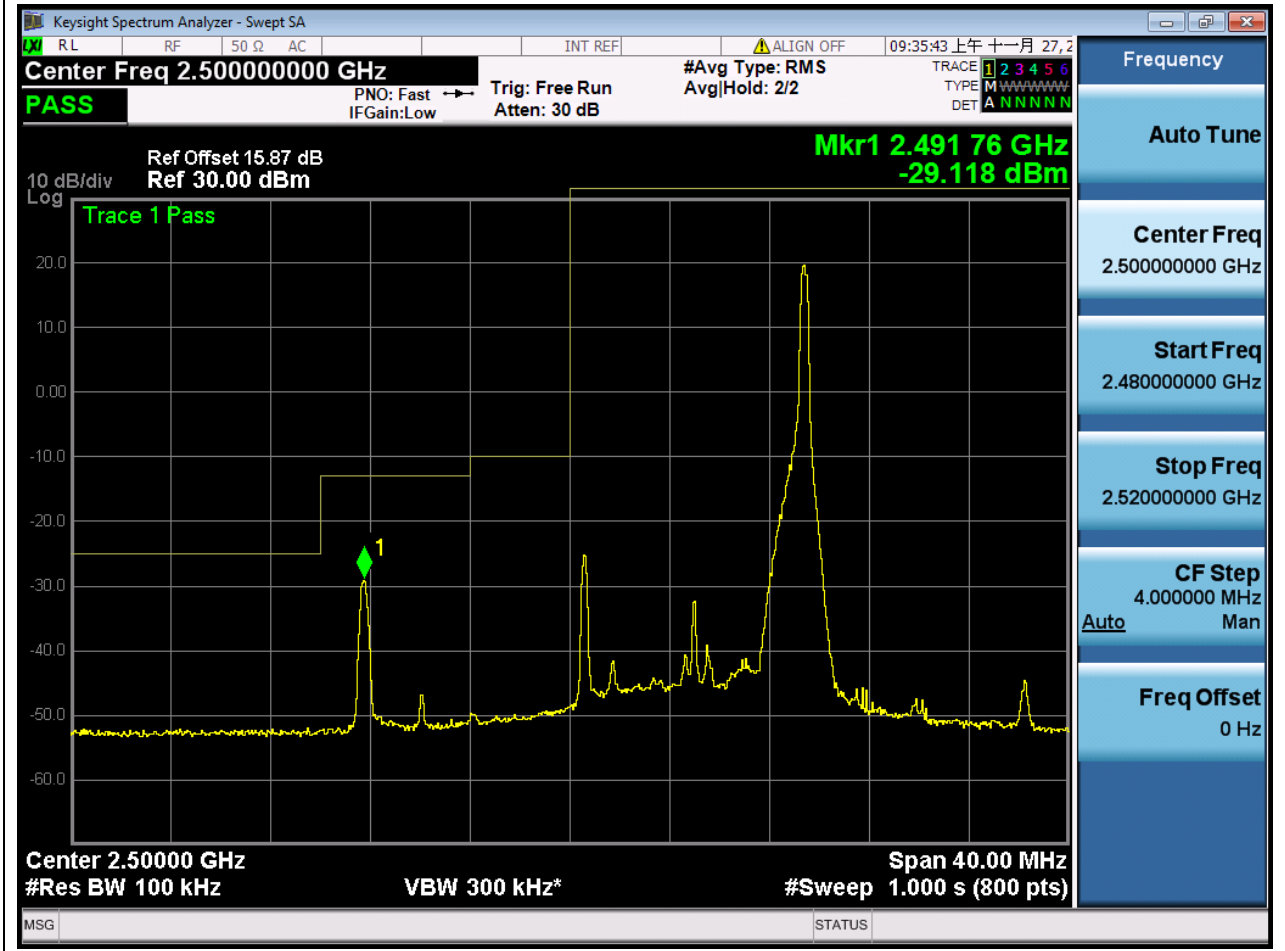
1.37. LTE Band Edge(NTNV)(Subtest:37, Channel:20800, Bandwidth:10, Modulation:16QAM, RB Number: 1, RB Position:MID)

| Center Frequency (MHz) | Span (MHz) | RBW (MHz) | Detector | Frequency (MHz) | Power (dBm) | Verdict | Sweep Point |
|------------------------|------------|-----------|----------|-----------------|-------------|---------|-------------|
| 2500 | 40 | 0.1 | RMS | 2486.608 | -51.97 | Pass | 800 |



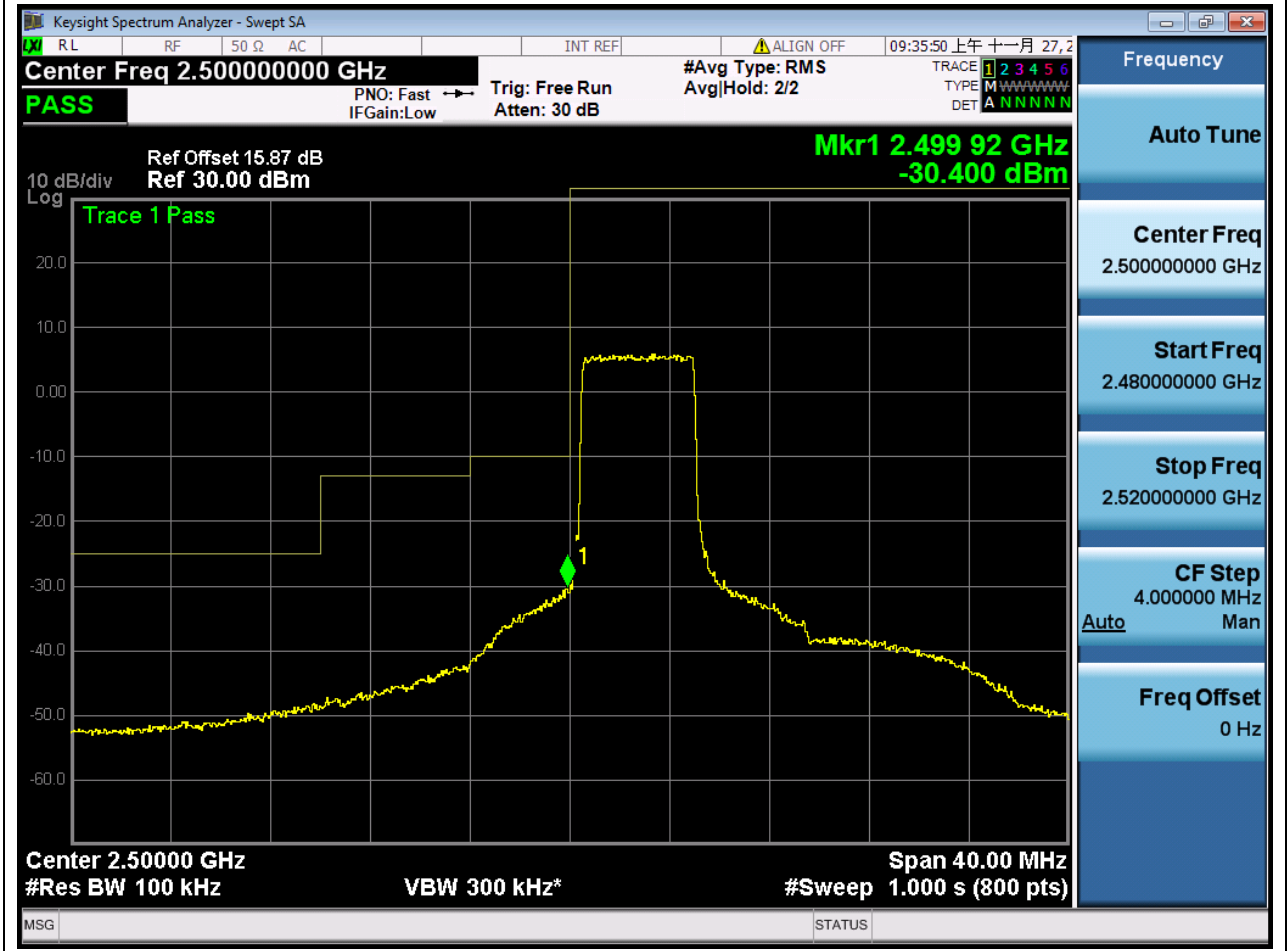
1.38. LTE Band Edge(NTNV)(Subtest:38, Channel:20800, Bandwidth:10, Modulation:16QAM, RB Number: 1, RB Position:HIGH)

| Center Frequency (MHz) | Span (MHz) | RBW (MHz) | Detector | Frequency (MHz) | Power (dBm) | Verdict | Sweep Point |
|------------------------|------------|-----------|----------|-----------------|-------------|---------|-------------|
| 2500 | 40 | 0.1 | RMS | 2491.765 | -29.12 | Pass | 800 |



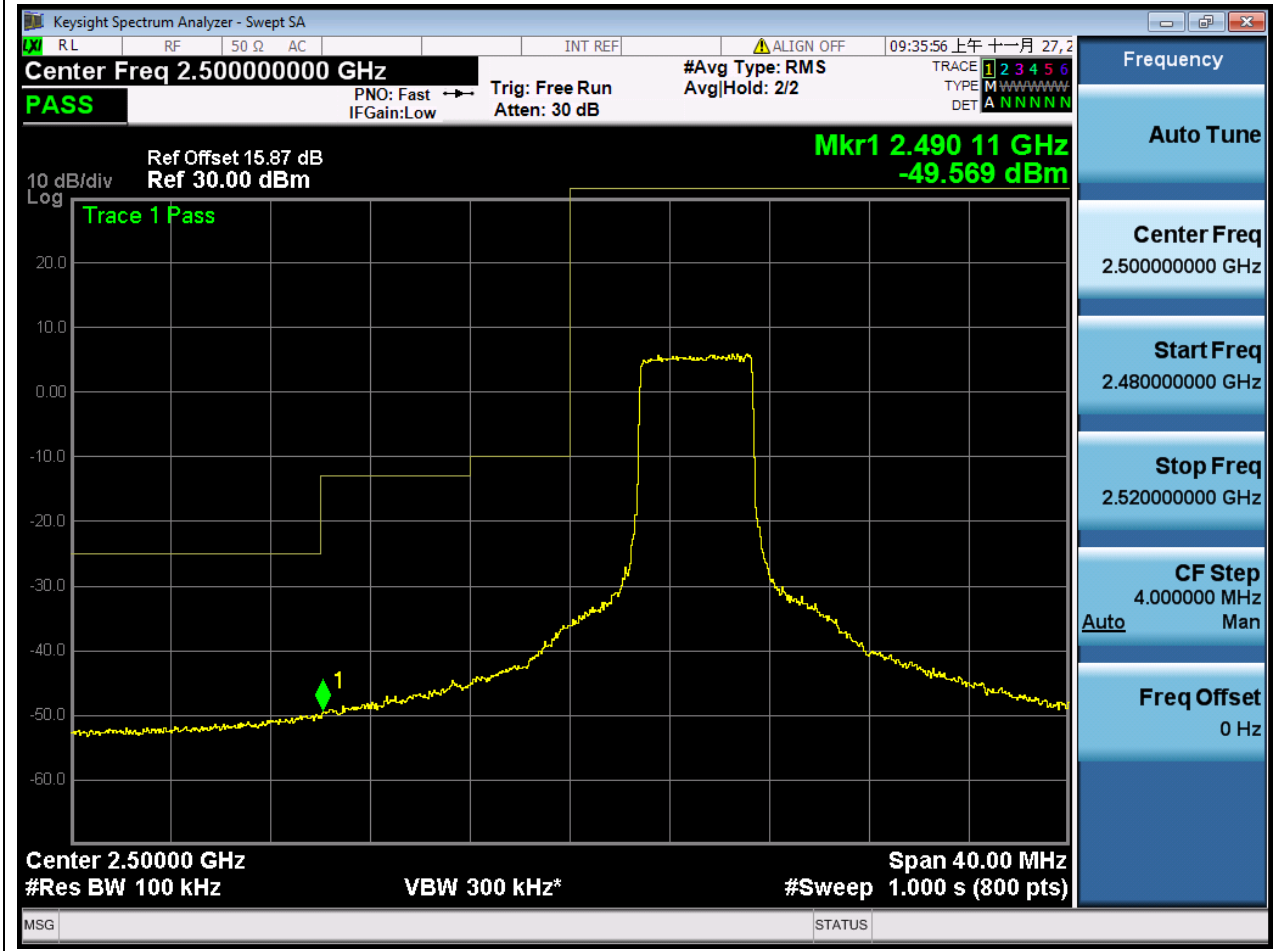
1.39. LTE Band Edge(NTNV)(Subtest:39, Channel:20800, Bandwidth:10, Modulation:16QAM, RB Number: 25, RB Position:LOW)

| Center Frequency (MHz) | Span (MHz) | RBW (MHz) | Detector | Frequency (MHz) | Power (dBm) | Verdict | Sweep Point |
|------------------------|------------|-----------|----------|-----------------|-------------|---------|-------------|
| 2500 | 40 | 0.1 | RMS | 2499.925 | -30.4 | Pass | 800 |



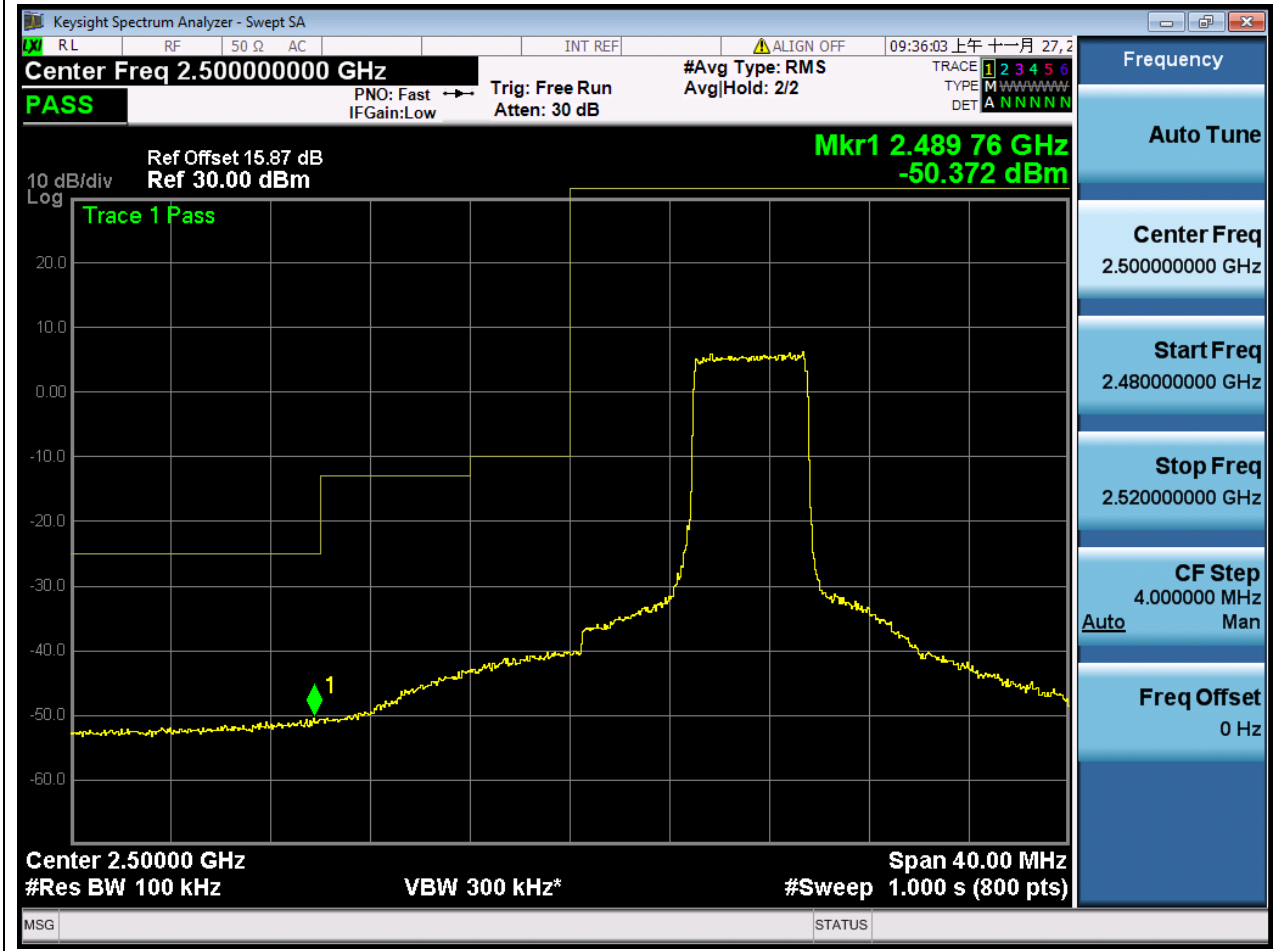
1.40. LTE Band Edge(NTNV)(Subtest:40, Channel:20800, Bandwidth:10, Modulation:16QAM, RB Number: 25, RB Position:MID)

| Center Frequency (MHz) | Span (MHz) | RBW (MHz) | Detector | Frequency (MHz) | Power (dBm) | Verdict | Sweep Point |
|------------------------|------------|-----------|----------|-----------------|-------------|---------|-------------|
| 2500 | 40 | 0.1 | RMS | 2490.113 | -49.57 | Pass | 800 |



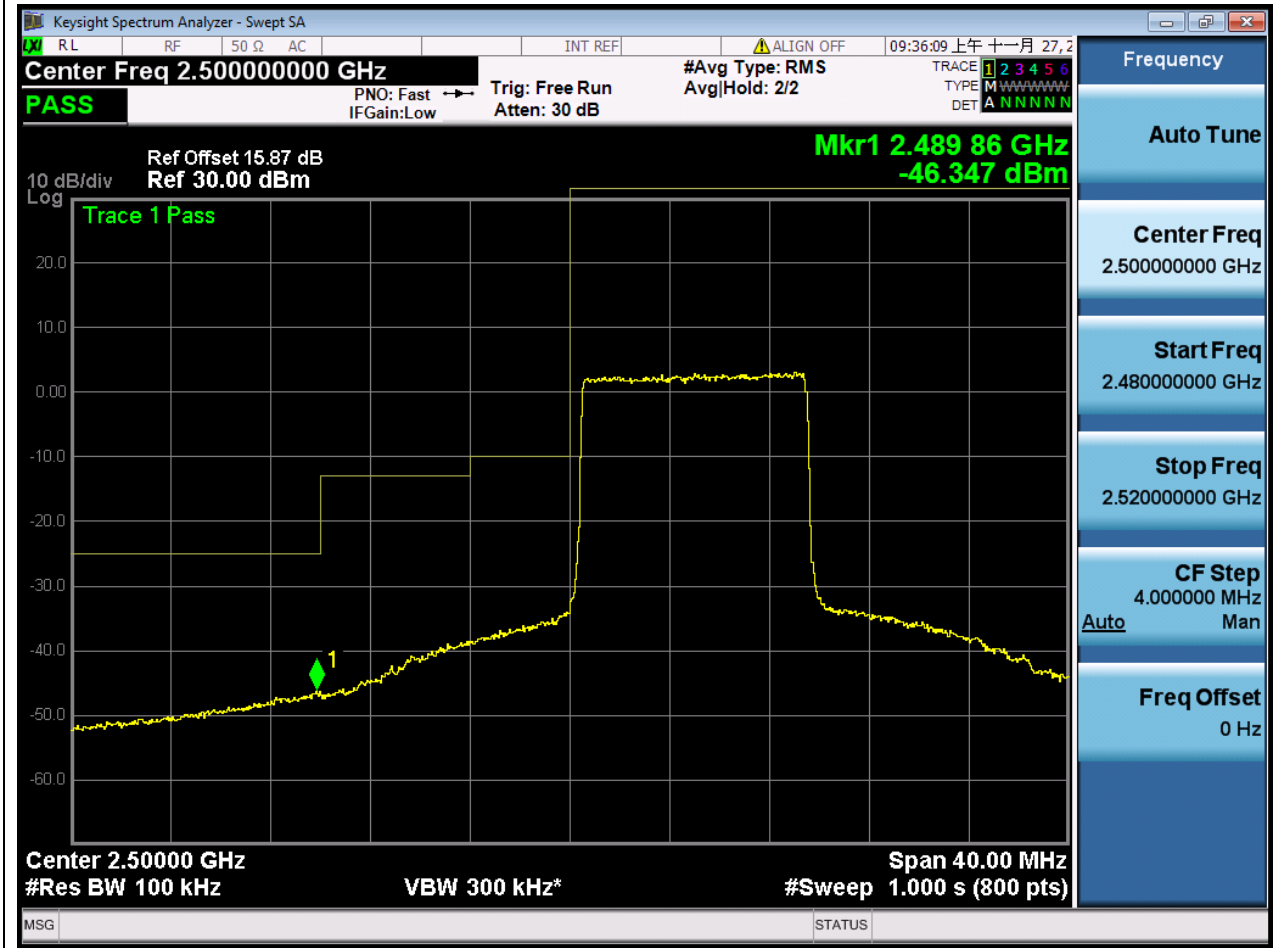
1.41. LTE Band Edge(NTNV)(Subtest:41, Channel:20800, Bandwidth:10, Modulation:16QAM, RB Number: 25, RB Position:HIGH)

| Center Frequency (MHz) | Span (MHz) | RBW (MHz) | Detector | Frequency (MHz) | Power (dBm) | Verdict | Sweep Point |
|------------------------|------------|-----------|----------|-----------------|-------------|---------|-------------|
| 2500 | 40 | 0.1 | RMS | 2489.762 | -50.37 | Pass | 800 |



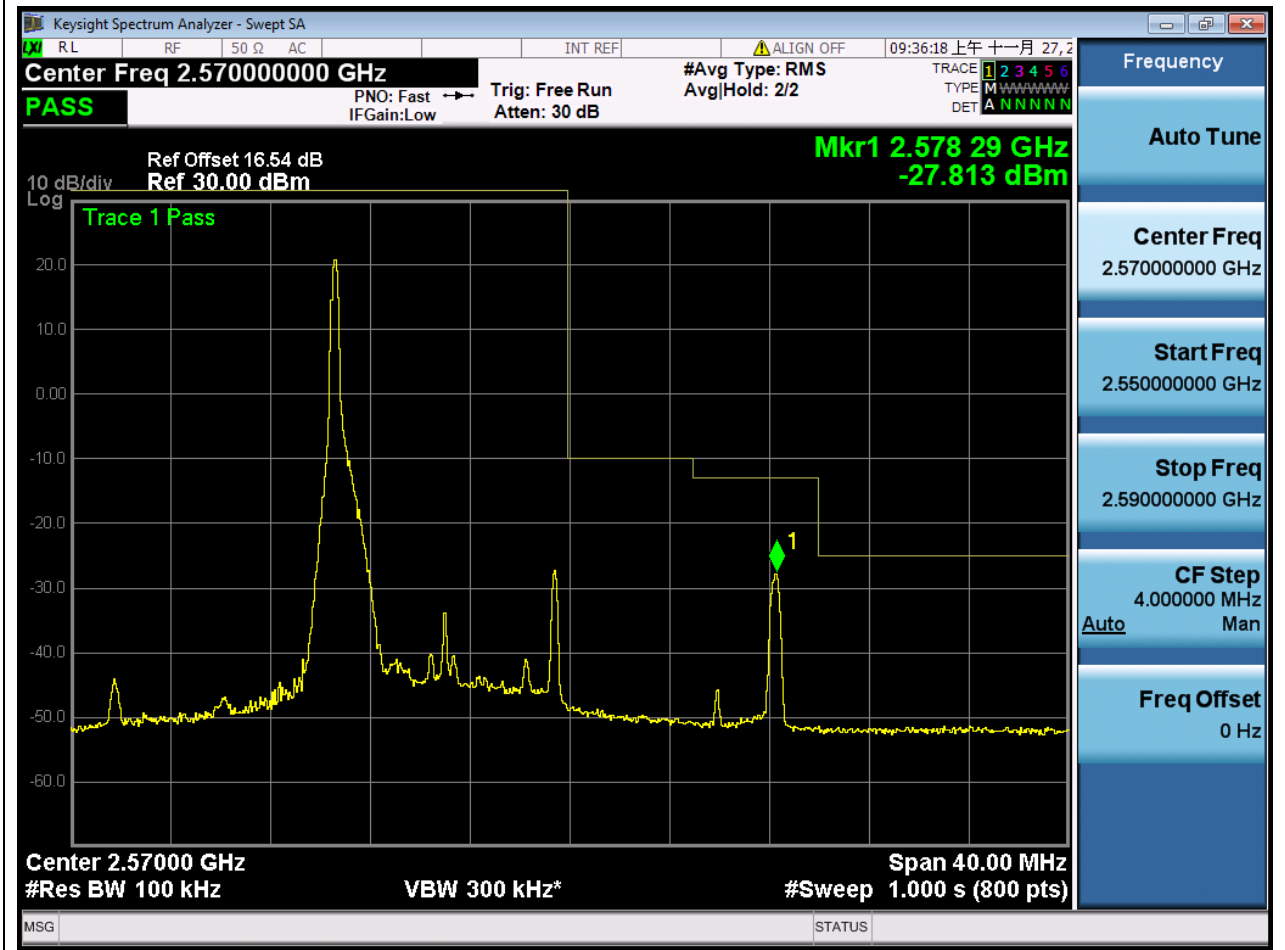
1.42. LTE Band Edge(NTNV)(Subtest:42, Channel:20800, Bandwidth:10, Modulation:16QAM, RB Number: 50, RB Position:LOW)

| Center Frequency (MHz) | Span (MHz) | RBW (MHz) | Detector | Frequency (MHz) | Power (dBm) | Verdict | Sweep Point |
|------------------------|------------|-----------|----------|-----------------|-------------|---------|-------------|
| 2500 | 40 | 0.1 | RMS | 2489.862 | -46.35 | Pass | 800 |



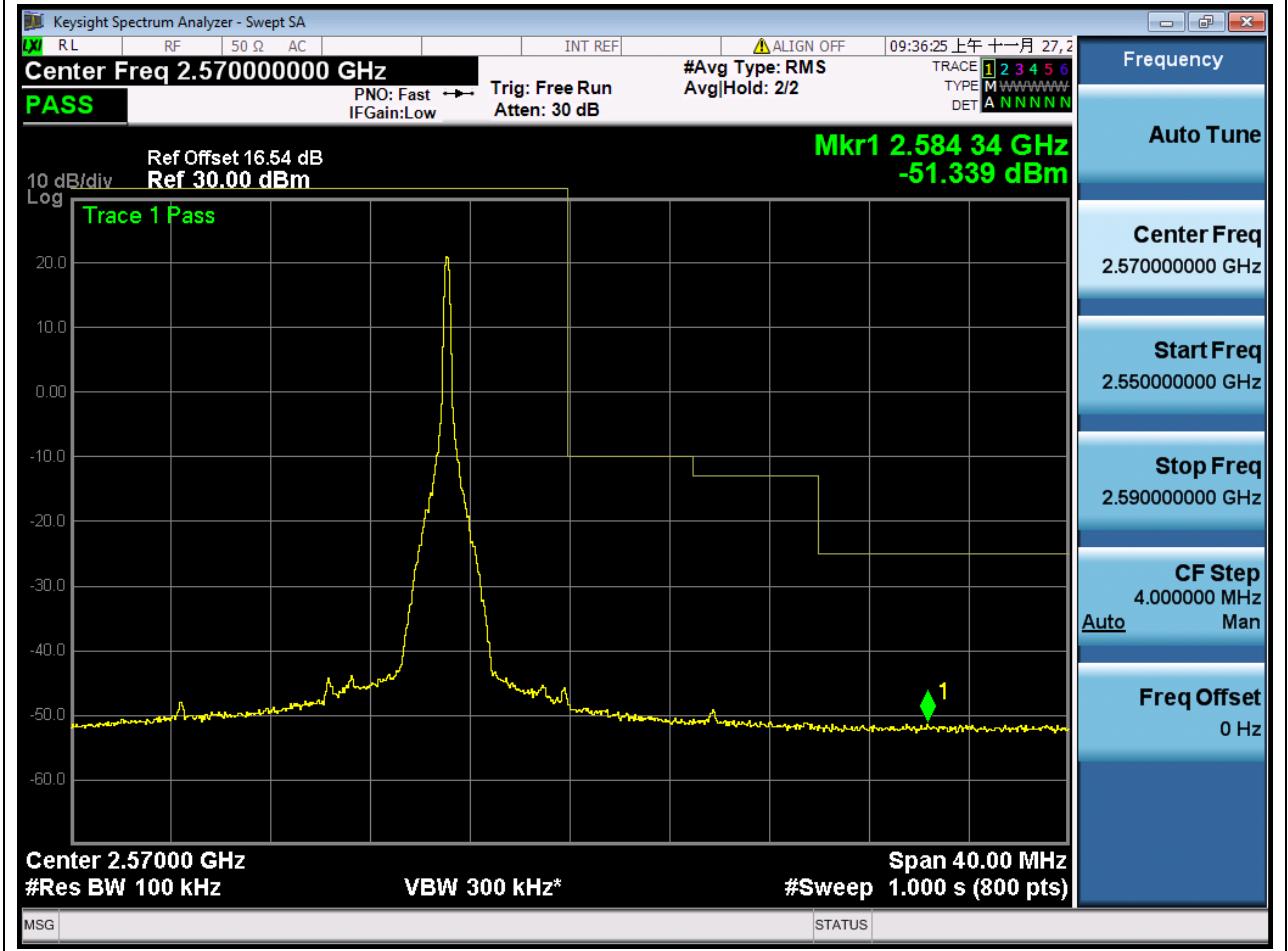
1.43. LTE Band Edge(NTNV)(Subtest:43, Channel:21400, Bandwidth:10, Modulation:QPSK, RB Number: 1, RB Position:LOW)

| Center Frequency (MHz) | Span (MHz) | RBW (MHz) | Detector | Frequency (MHz) | Power (dBm) | Verdict | Sweep Point |
|------------------------|------------|-----------|----------|-----------------|-------------|---------|-------------|
| 2570 | 40 | 0.1 | RMS | 2578.285 | -27.81 | Pass | 800 |



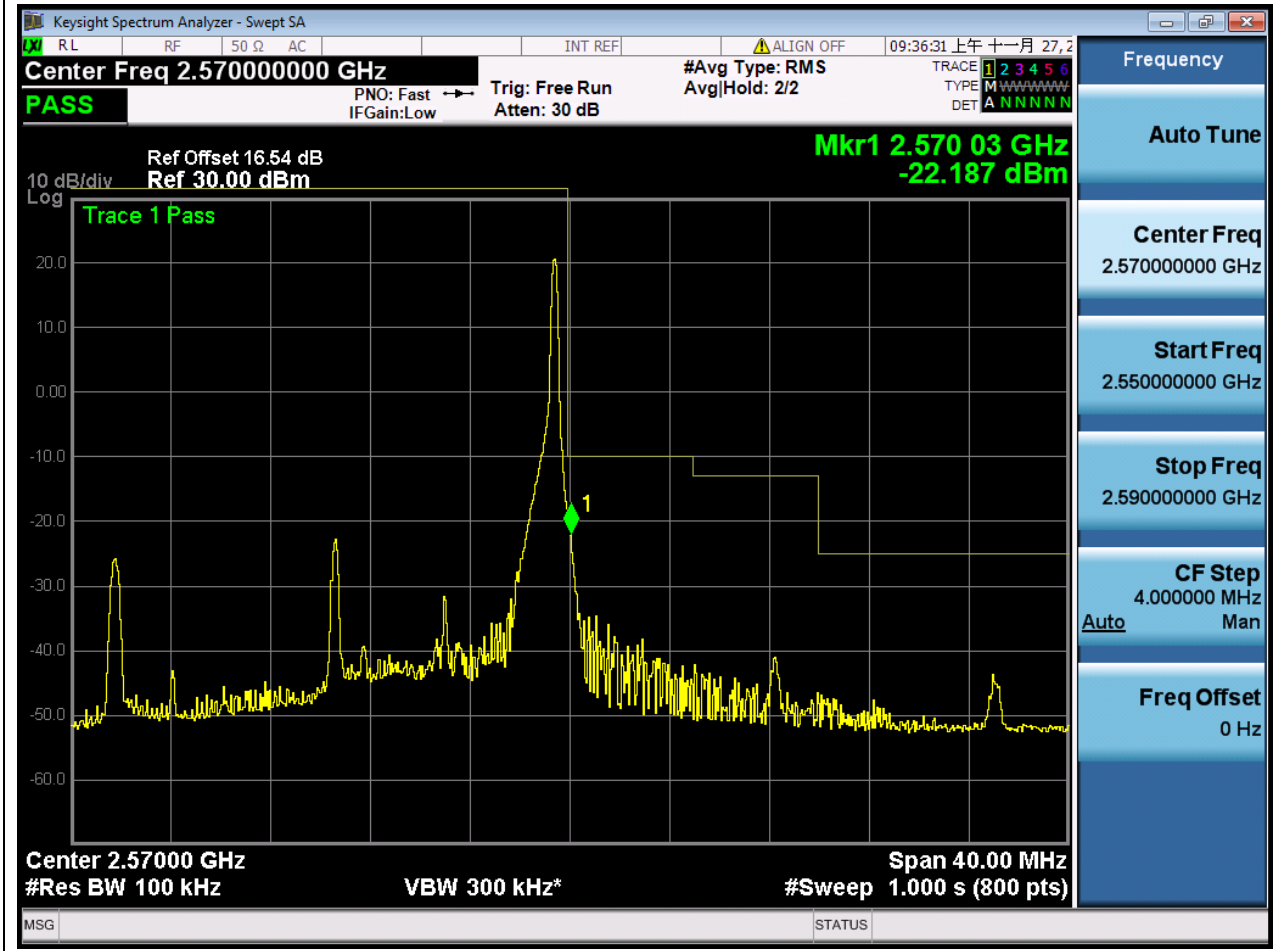
1.44. LTE Band Edge(NTNV)(Subtest:44, Channel:21400, Bandwidth:10, Modulation:QPSK, RB Number: 1, RB Position:MID)

| Center Frequency (MHz) | Span (MHz) | RBW (MHz) | Detector | Frequency (MHz) | Power (dBm) | Verdict | Sweep Point |
|------------------------|------------|-----------|----------|-----------------|-------------|---------|-------------|
| 2570 | 40 | 0.1 | RMS | 2584.343 | -51.34 | Pass | 800 |



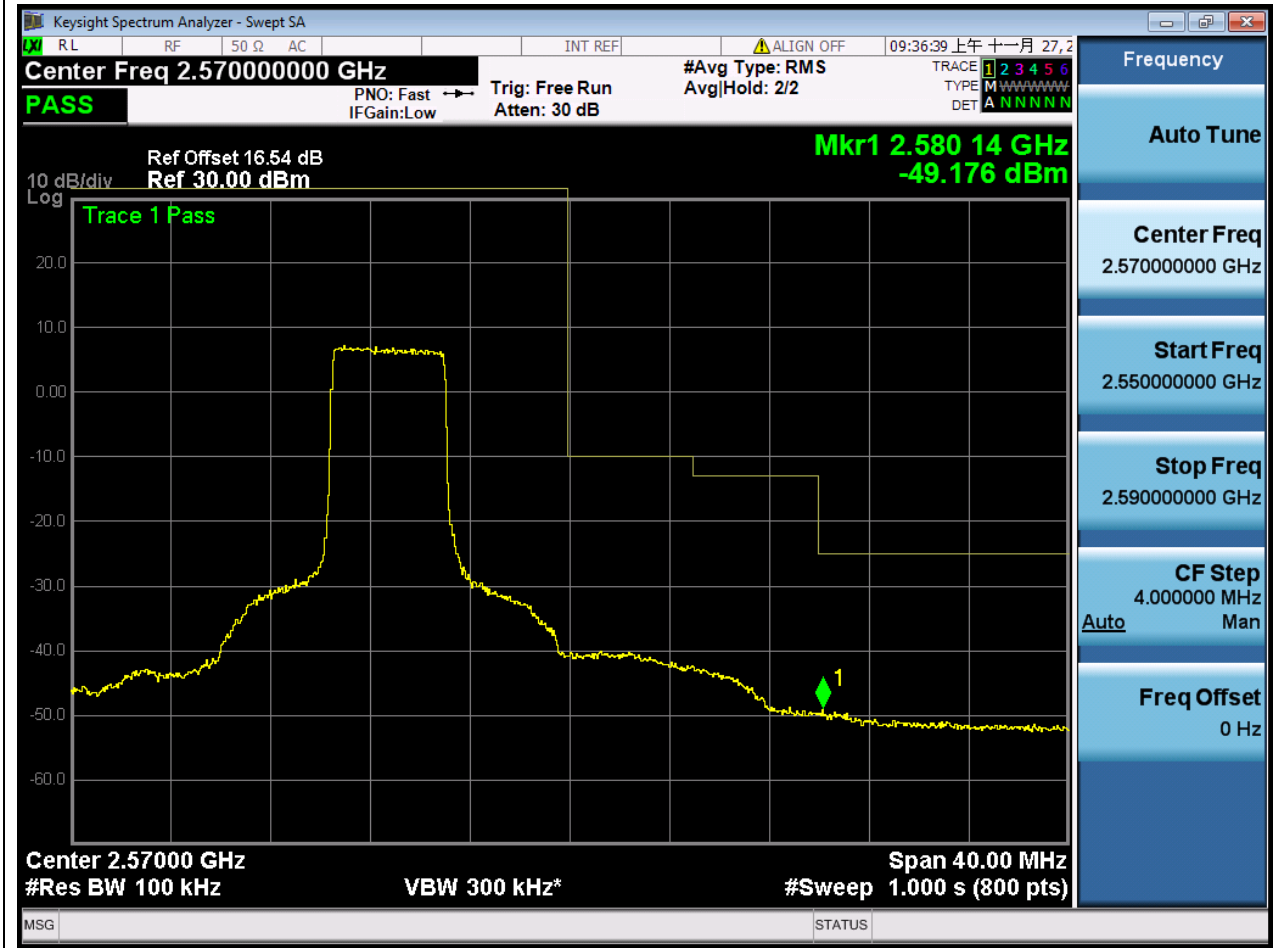
1.45. LTE Band Edge(NTNV)(Subtest:45, Channel:21400, Bandwidth:10, Modulation:QPSK, RB Number: 1, RB Position:HIGH)

| Center Frequency (MHz) | Span (MHz) | RBW (MHz) | Detector | Frequency (MHz) | Power (dBm) | Verdict | Sweep Point |
|------------------------|------------|-----------|----------|-----------------|-------------|---------|-------------|
| 2570 | 40 | 0.1 | RMS | 2570.025 | -22.19 | Pass | 800 |



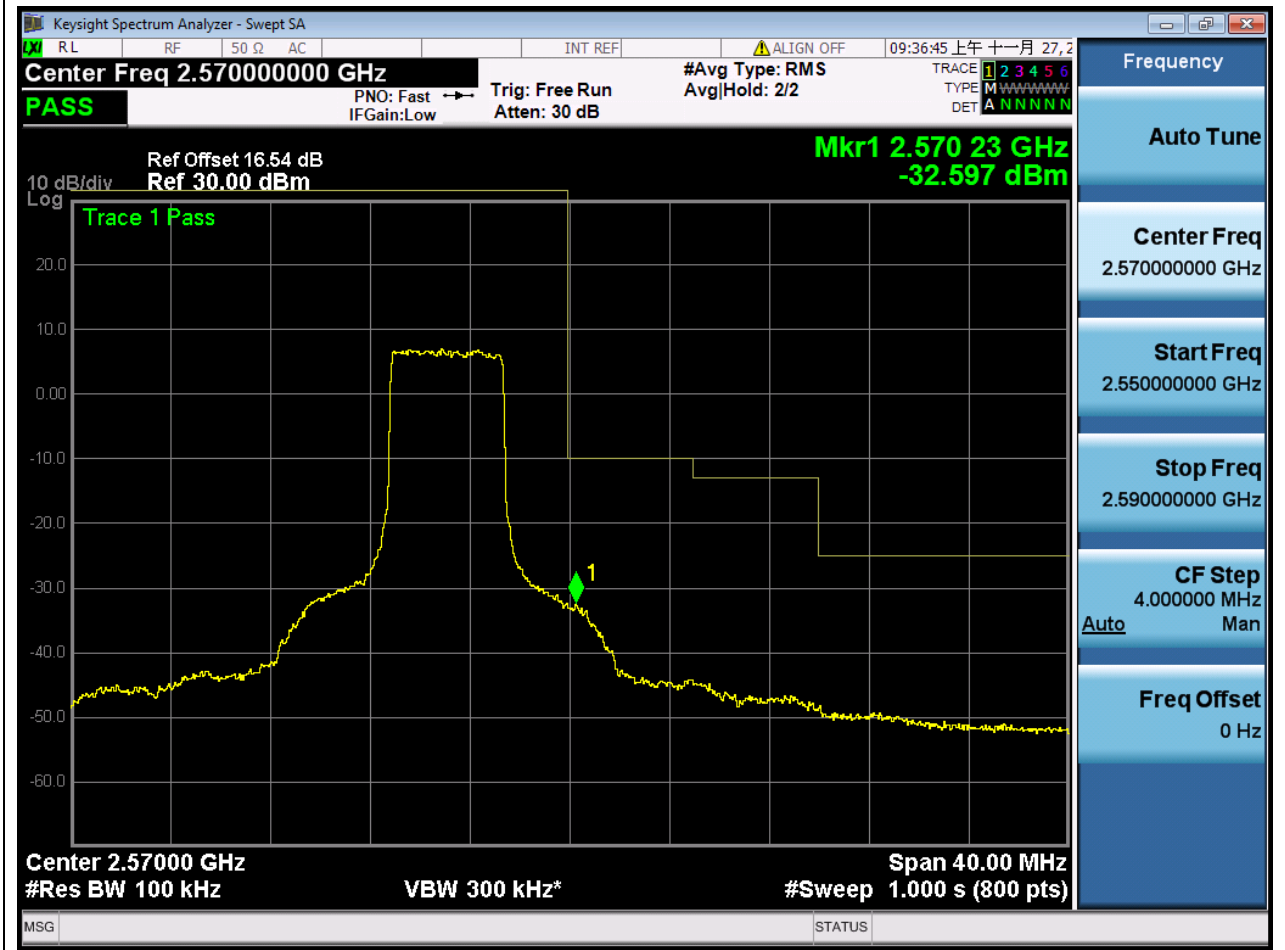
1.46. LTE Band Edge(NTNV)(Subtest:46, Channel:21400, Bandwidth:10, Modulation:QPSK, RB Number: 25, RB Position:LOW)

| Center Frequency (MHz) | Span (MHz) | RBW (MHz) | Detector | Frequency (MHz) | Power (dBm) | Verdict | Sweep Point |
|------------------------|------------|-----------|----------|-----------------|-------------|---------|-------------|
| 2570 | 40 | 0.1 | RMS | 2580.138 | -49.18 | Pass | 800 |



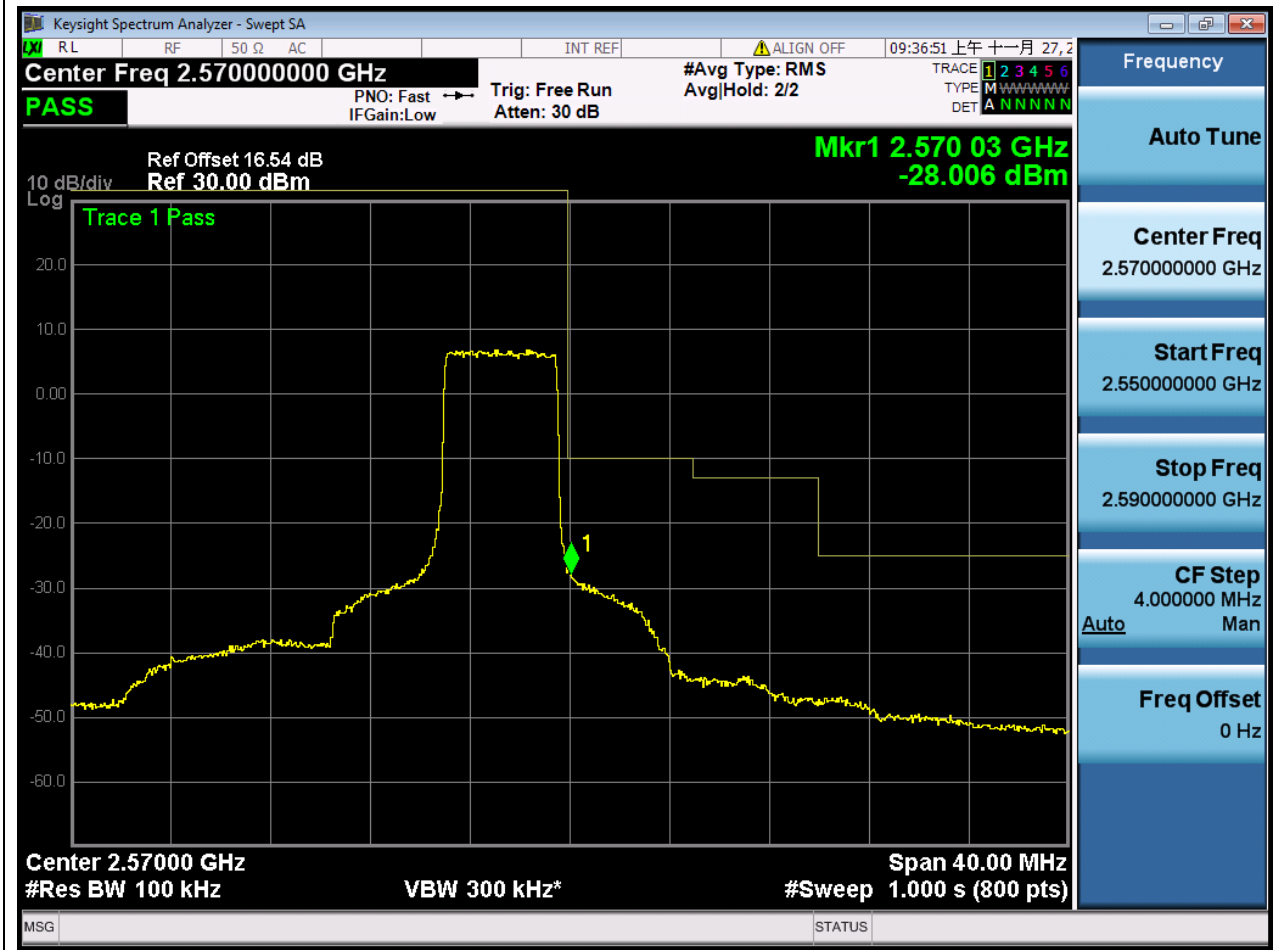
1.47. LTE Band Edge(NTNV)(Subtest:47, Channel:21400, Bandwidth:10, Modulation:QPSK, RB Number: 25, RB Position:MID)

| Center Frequency (MHz) | Span (MHz) | RBW (MHz) | Detector | Frequency (MHz) | Power (dBm) | Verdict | Sweep Point |
|------------------------|------------|-----------|----------|-----------------|-------------|---------|-------------|
| 2570 | 40 | 0.1 | RMS | 2570.225 | -32.6 | Pass | 800 |



1.48. LTE Band Edge(NTNV)(Subtest:48, Channel:21400, Bandwidth:10, Modulation:QPSK, RB Number: 25, RB Position:HIGH)

| Center Frequency (MHz) | Span (MHz) | RBW (MHz) | Detector | Frequency (MHz) | Power (dBm) | Verdict | Sweep Point |
|------------------------|------------|-----------|----------|-----------------|-------------|---------|-------------|
| 2570 | 40 | 0.1 | RMS | 2570.025 | -28.01 | Pass | 800 |



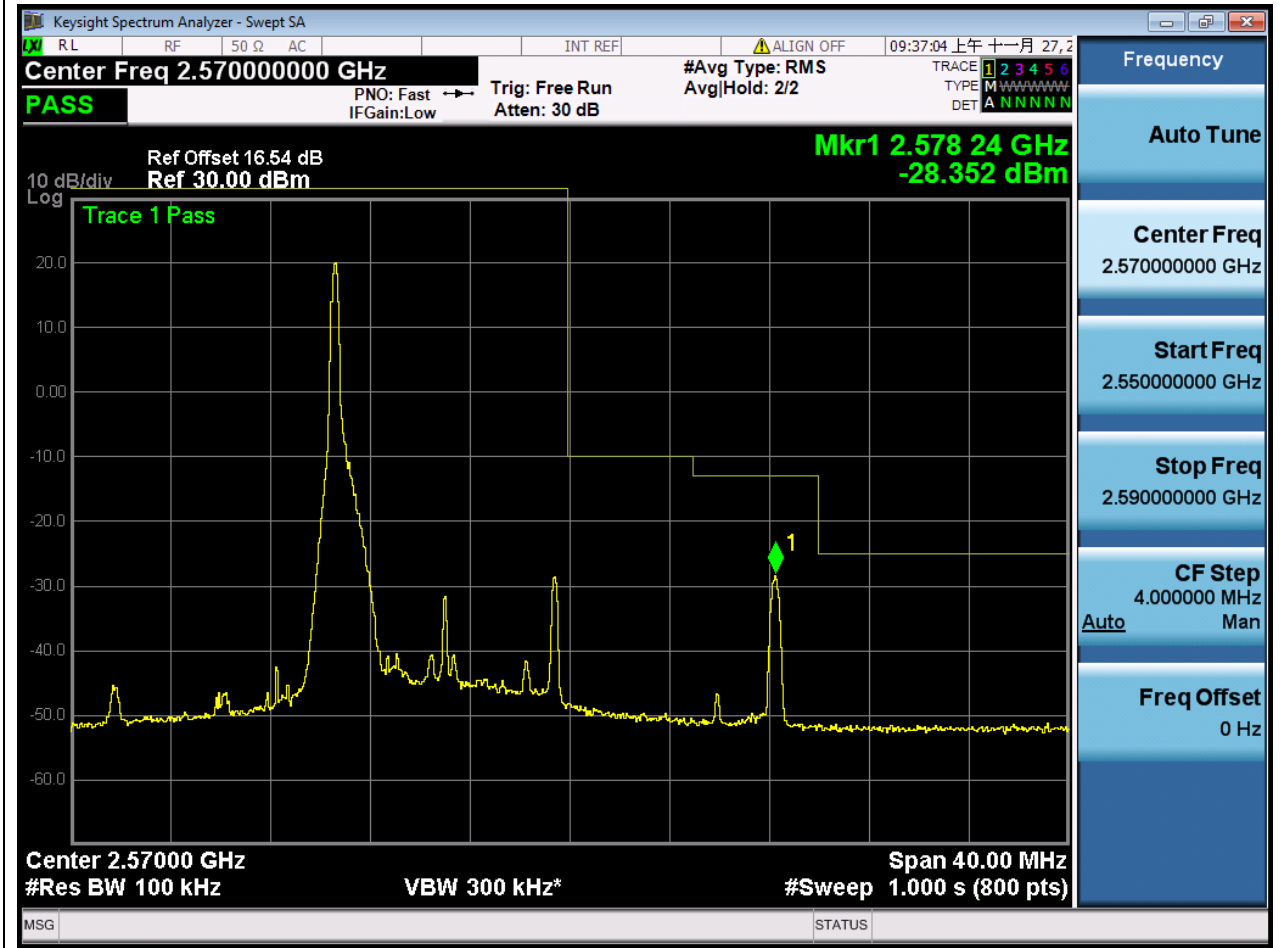
1.49. LTE Band Edge(NTNV)(Subtest:49, Channel:21400, Bandwidth:10, Modulation:QPSK, RB Number: 50, RB Position:LOW)

| Center Frequency (MHz) | Span (MHz) | RBW (MHz) | Detector | Frequency (MHz) | Power (dBm) | Verdict | Sweep Point |
|------------------------|------------|-----------|----------|-----------------|-------------|---------|-------------|
| 2570 | 40 | 0.1 | RMS | 2570.075 | -30.82 | Pass | 800 |



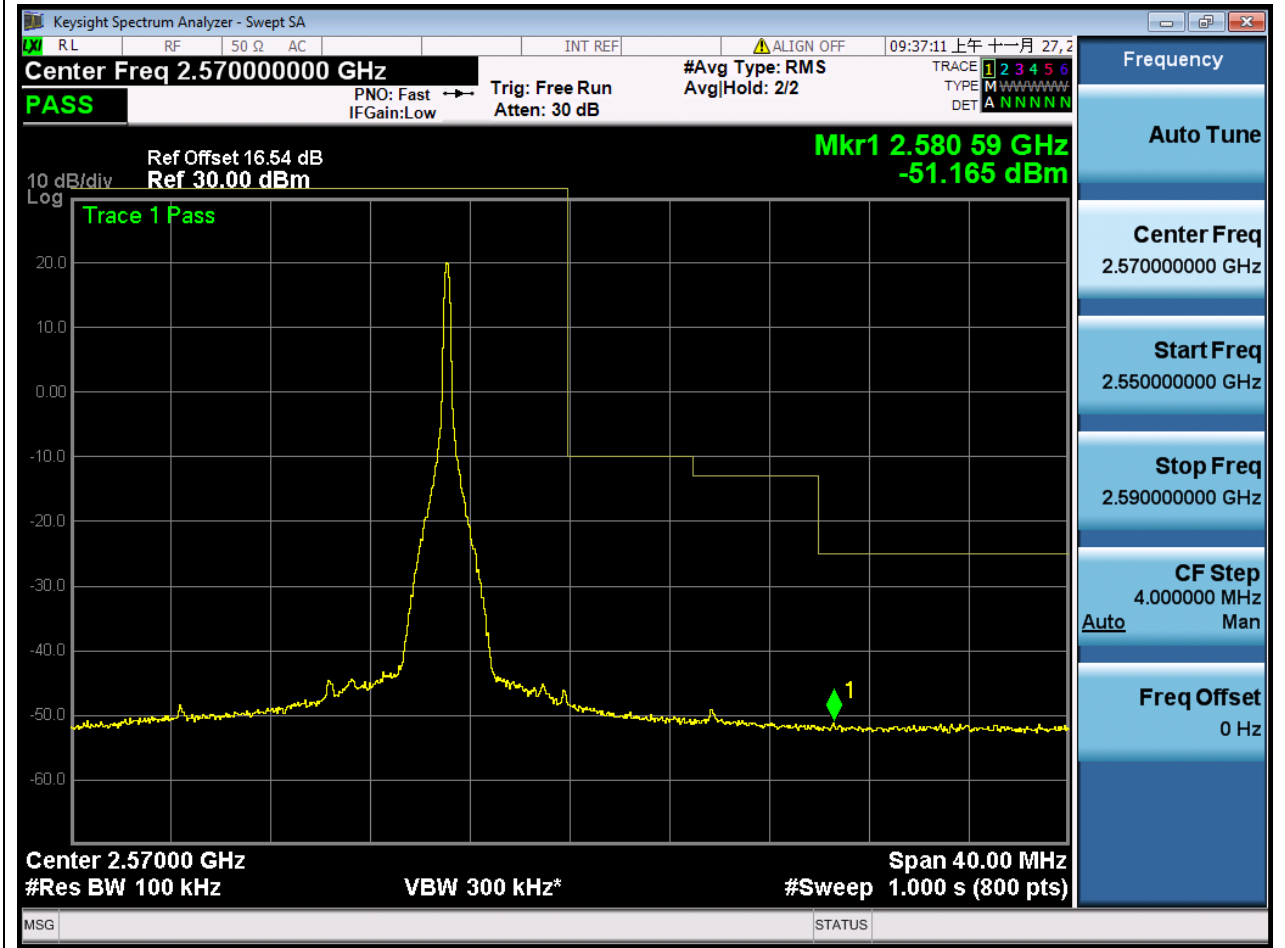
1.50. LTE Band Edge(NTNV)(Subtest:50, Channel:21400, Bandwidth:10, Modulation:16QAM, RB Number: 1, RB Position:LOW)

| Center Frequency (MHz) | Span (MHz) | RBW (MHz) | Detector | Frequency (MHz) | Power (dBm) | Verdict | Sweep Point |
|------------------------|------------|-----------|----------|-----------------|-------------|---------|-------------|
| 2570 | 40 | 0.1 | RMS | 2578.235 | -28.35 | Pass | 800 |



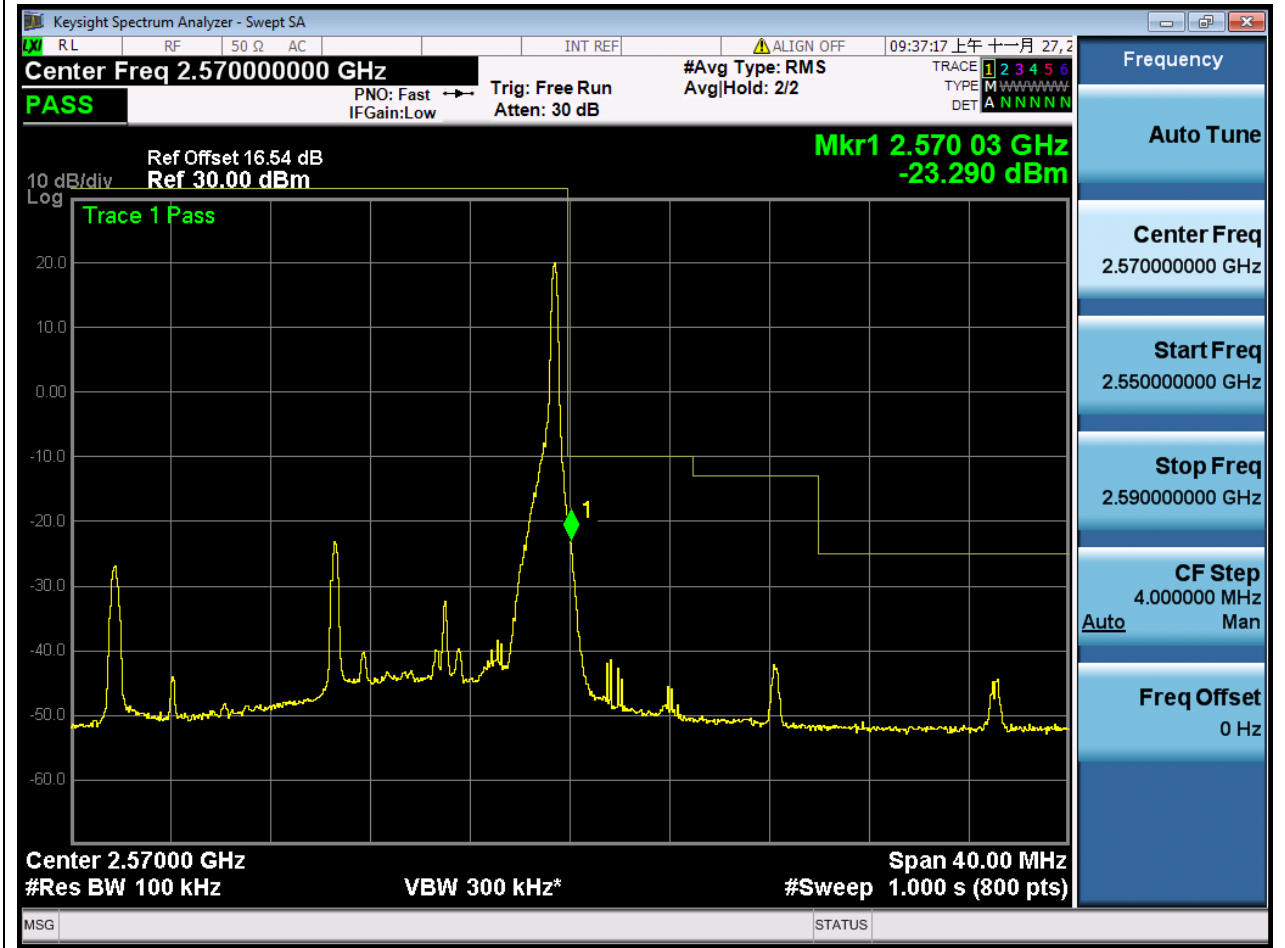
1.51. LTE Band Edge(NTNV)(Subtest:51, Channel:21400, Bandwidth:10, Modulation:16QAM, RB Number: 1, RB Position:MID)

| Center Frequency (MHz) | Span (MHz) | RBW (MHz) | Detector | Frequency (MHz) | Power (dBm) | Verdict | Sweep Point |
|------------------------|------------|-----------|----------|-----------------|-------------|---------|-------------|
| 2570 | 40 | 0.1 | RMS | 2580.588 | -51.17 | Pass | 800 |



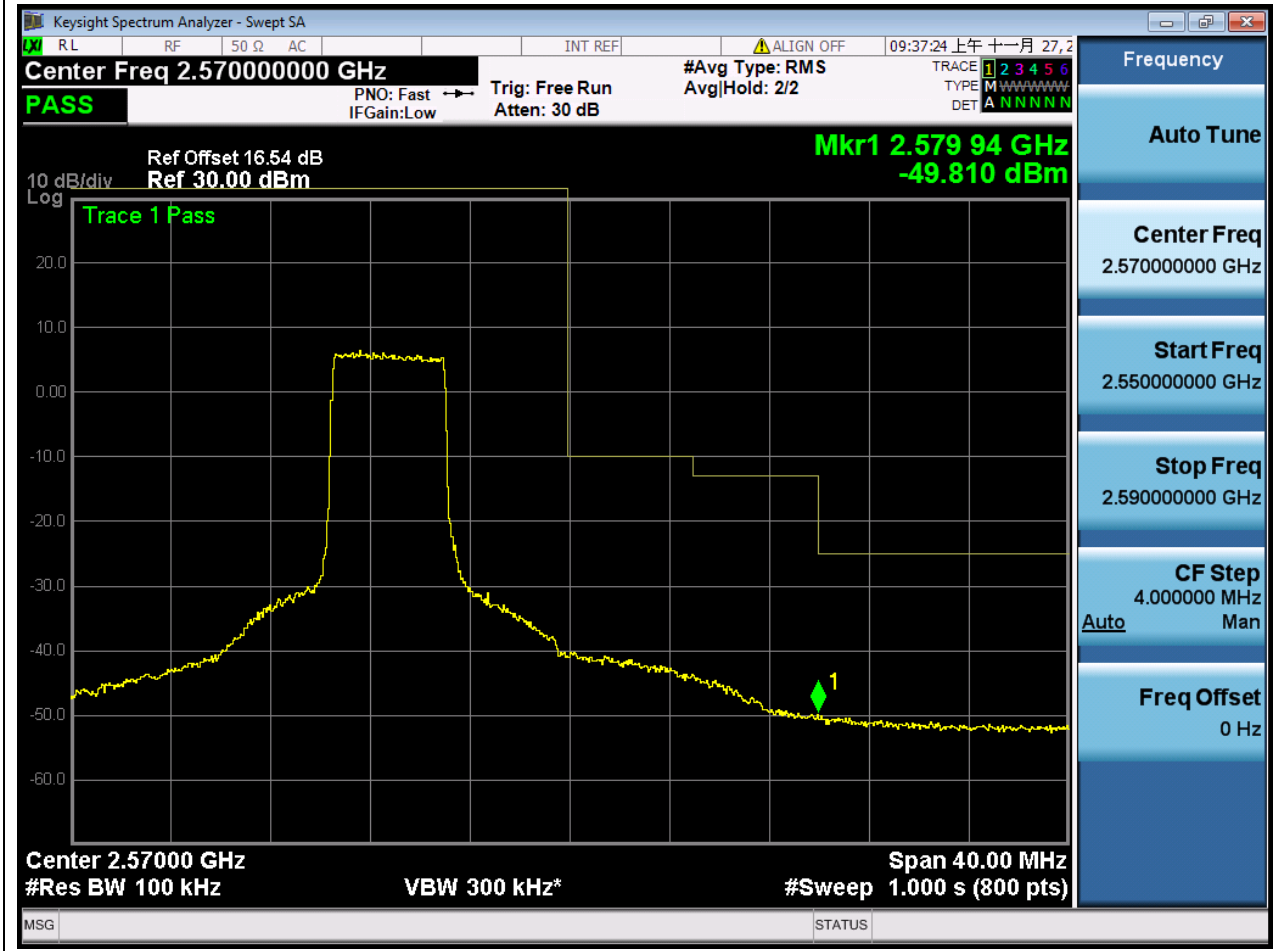
1.52. LTE Band Edge(NTNV)(Subtest:52, Channel:21400, Bandwidth:10, Modulation:16QAM, RB Number: 1, RB Position:HIGH)

| Center Frequency (MHz) | Span (MHz) | RBW (MHz) | Detector | Frequency (MHz) | Power (dBm) | Verdict | Sweep Point |
|------------------------|------------|-----------|----------|-----------------|-------------|---------|-------------|
| 2570 | 40 | 0.1 | RMS | 2570.025 | -23.29 | Pass | 800 |



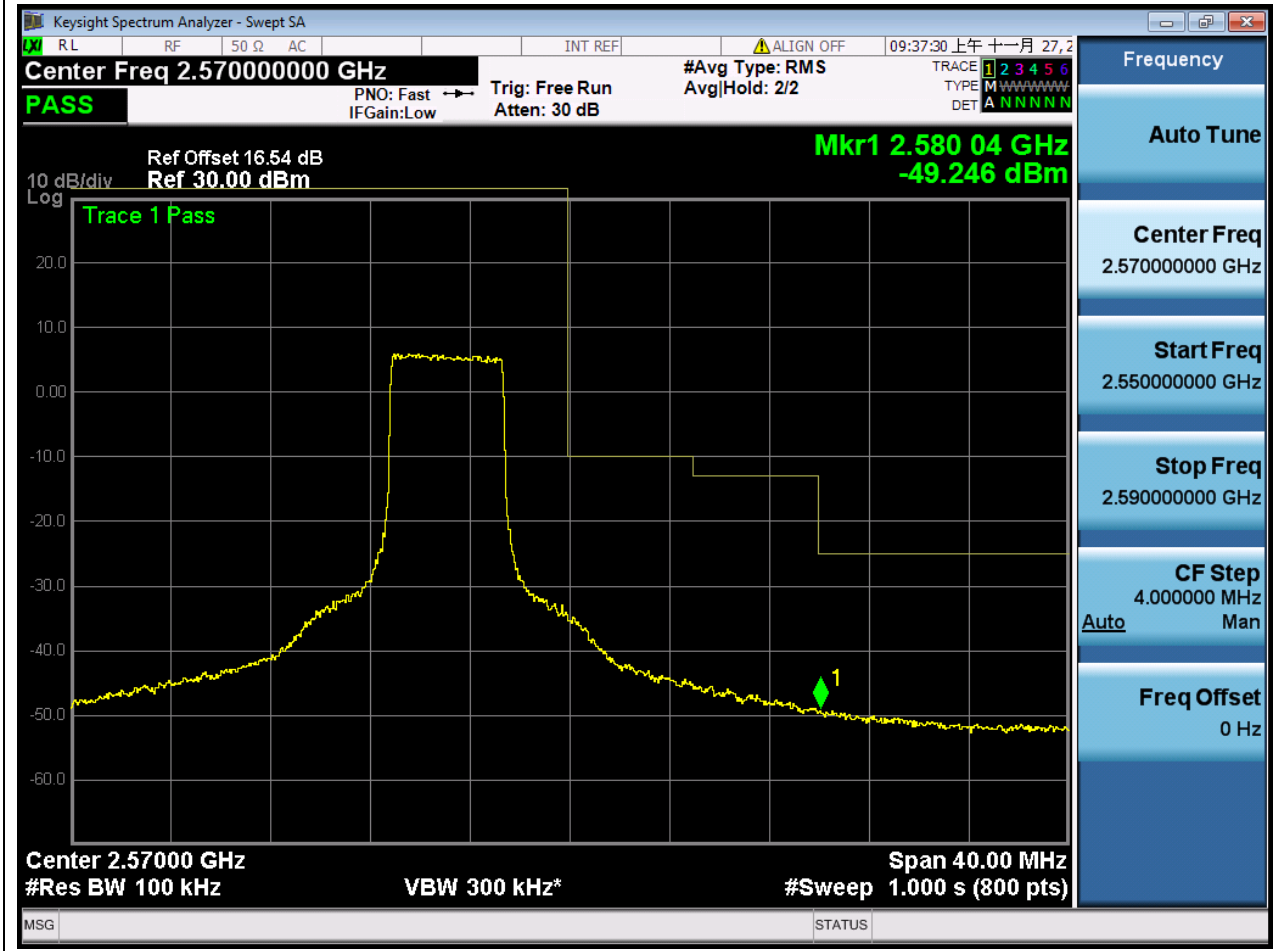
1.53. LTE Band Edge(NTNV)(Subtest:53, Channel:21400, Bandwidth:10, Modulation:16QAM, RB Number: 25, RB Position:LOW)

| Center Frequency (MHz) | Span (MHz) | RBW (MHz) | Detector | Frequency (MHz) | Power (dBm) | Verdict | Sweep Point |
|------------------------|------------|-----------|----------|-----------------|-------------|---------|-------------|
| 2570 | 40 | 0.1 | RMS | 2579.938 | -49.81 | Pass | 800 |



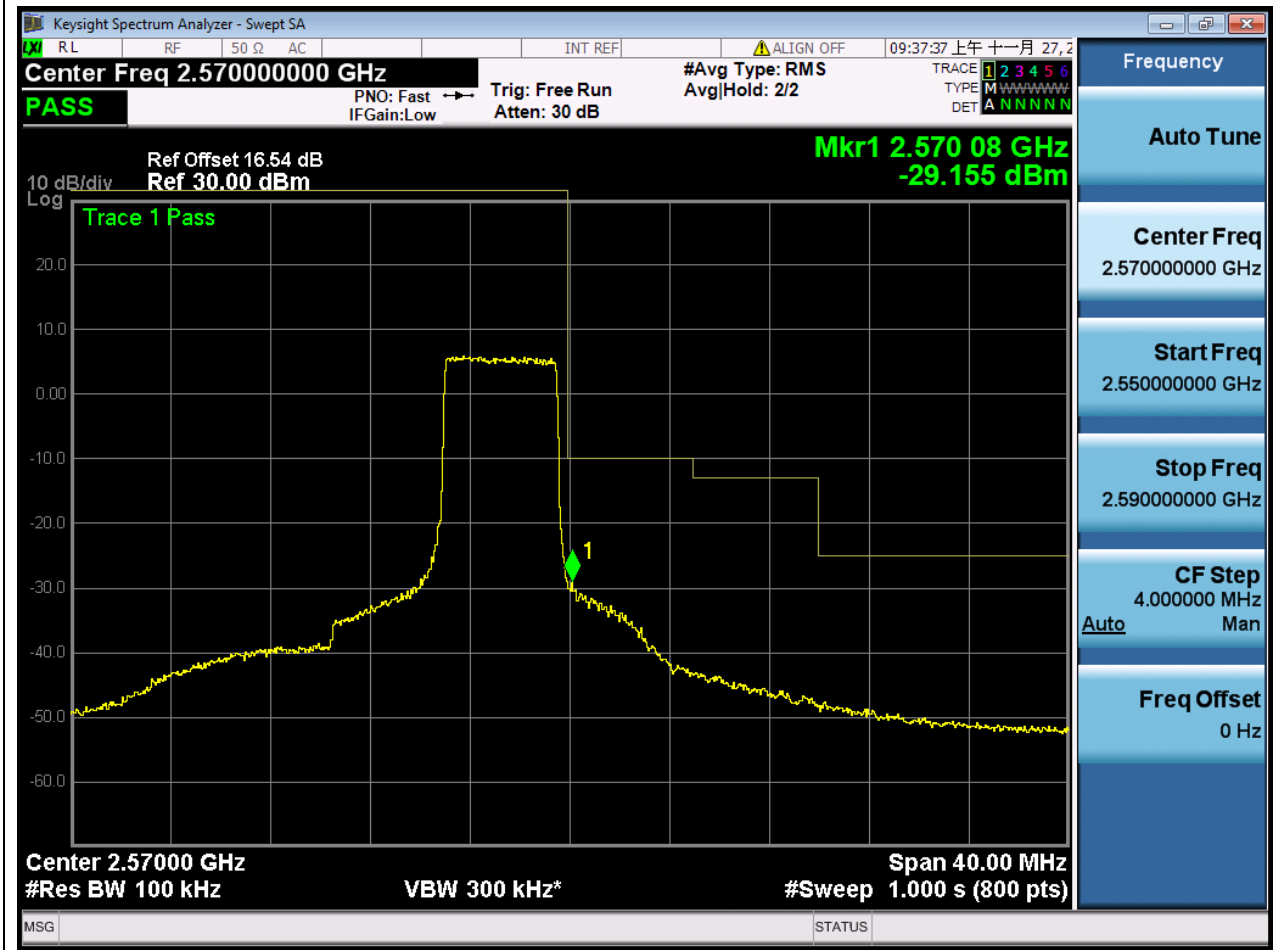
1.54. LTE Band Edge(NTNV)(Subtest:54, Channel:21400, Bandwidth:10, Modulation:16QAM, RB Number: 25, RB Position:MID)

| Center Frequency (MHz) | Span (MHz) | RBW (MHz) | Detector | Frequency (MHz) | Power (dBm) | Verdict | Sweep Point |
|------------------------|------------|-----------|----------|-----------------|-------------|---------|-------------|
| 2570 | 40 | 0.1 | RMS | 2580.038 | -49.25 | Pass | 800 |



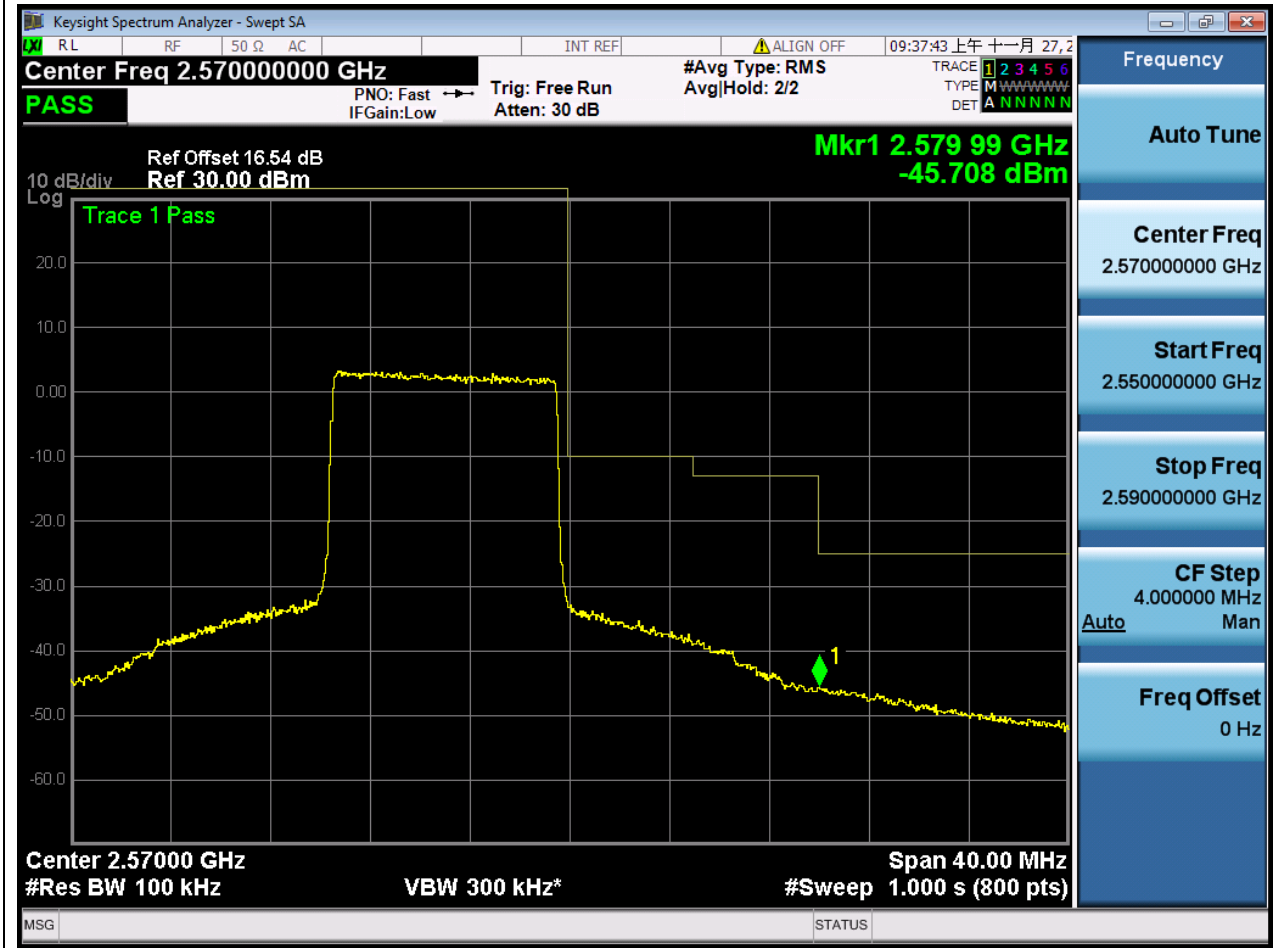
1.55. LTE Band Edge(NTNV)(Subtest:55, Channel:21400, Bandwidth:10, Modulation:16QAM, RB Number: 25, RB Position:HIGH)

| Center Frequency (MHz) | Span (MHz) | RBW (MHz) | Detector | Frequency (MHz) | Power (dBm) | Verdict | Sweep Point |
|------------------------|------------|-----------|----------|-----------------|-------------|---------|-------------|
| 2570 | 40 | 0.1 | RMS | 2570.075 | -29.16 | Pass | 800 |



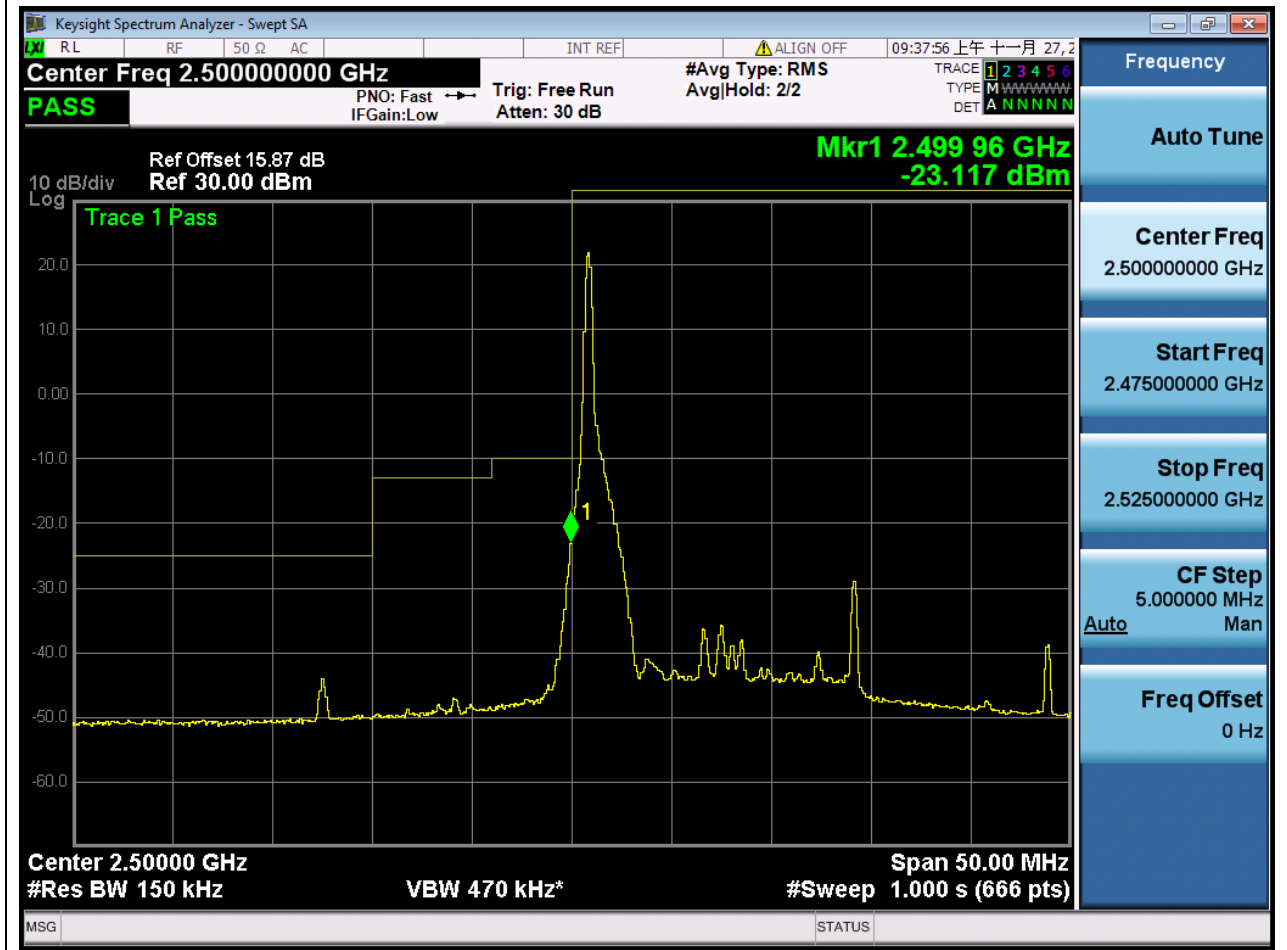
1.56. LTE Band Edge(NTNV)(Subtest:56, Channel:21400, Bandwidth:10, Modulation:16QAM, RB Number: 50, RB Position:LOW)

| Center Frequency (MHz) | Span (MHz) | RBW (MHz) | Detector | Frequency (MHz) | Power (dBm) | Verdict | Sweep Point |
|------------------------|------------|-----------|----------|-----------------|-------------|---------|-------------|
| 2570 | 40 | 0.1 | RMS | 2579.988 | -45.71 | Pass | 800 |



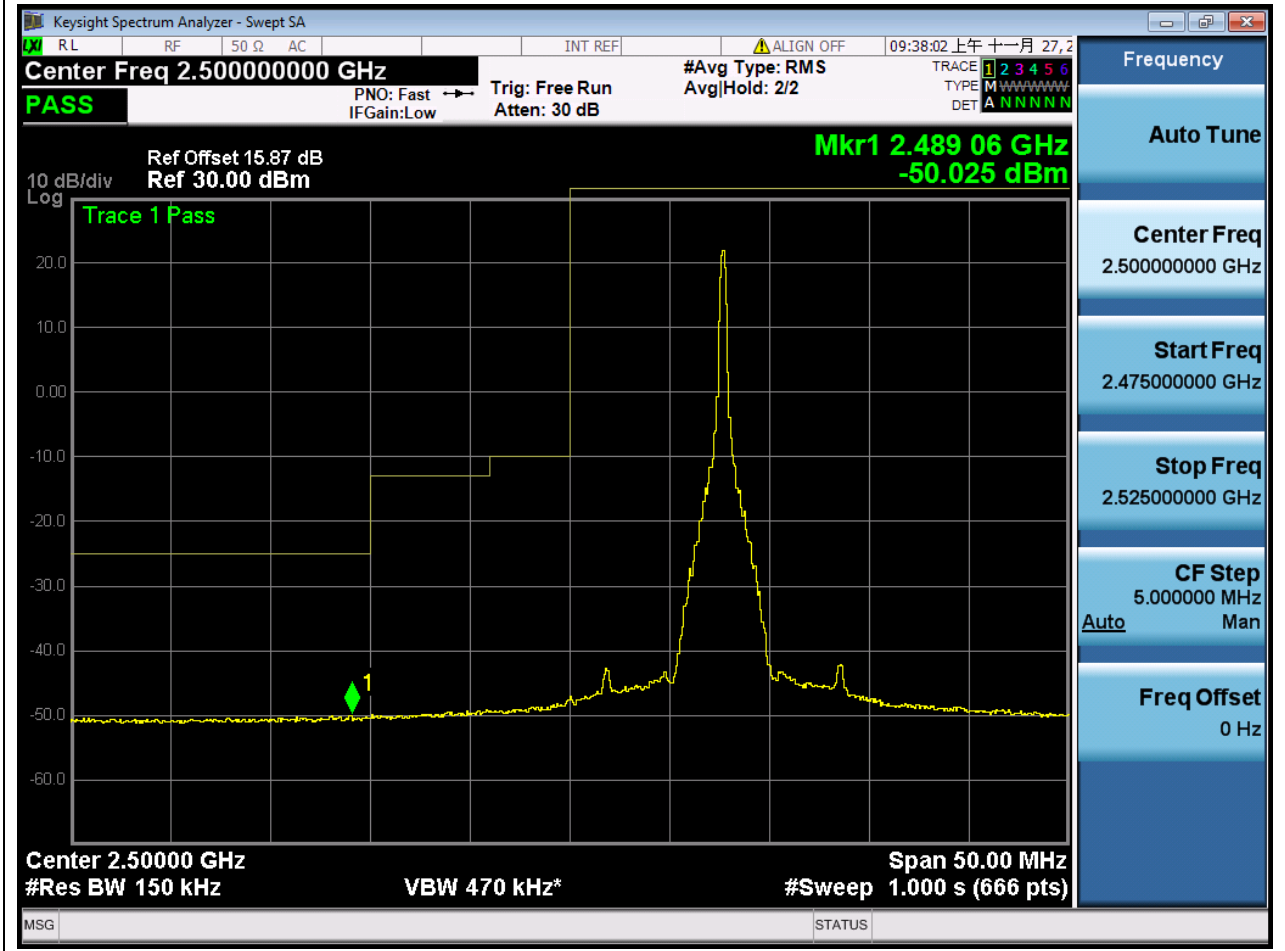
1.57. LTE Band Edge(NTNV)(Subtest:57, Channel:20825, Bandwidth:15, Modulation:QPSK, RB Number: 1, RB Position:LOW)

| Center Frequency (MHz) | Span (MHz) | RBW (MHz) | Detector | Frequency (MHz) | Power (dBm) | Verdict | Sweep Point |
|------------------------|------------|-----------|----------|-----------------|-------------|---------|-------------|
| 2500 | 50 | 0.15 | RMS | 2499.962 | -23.12 | Pass | 666 |



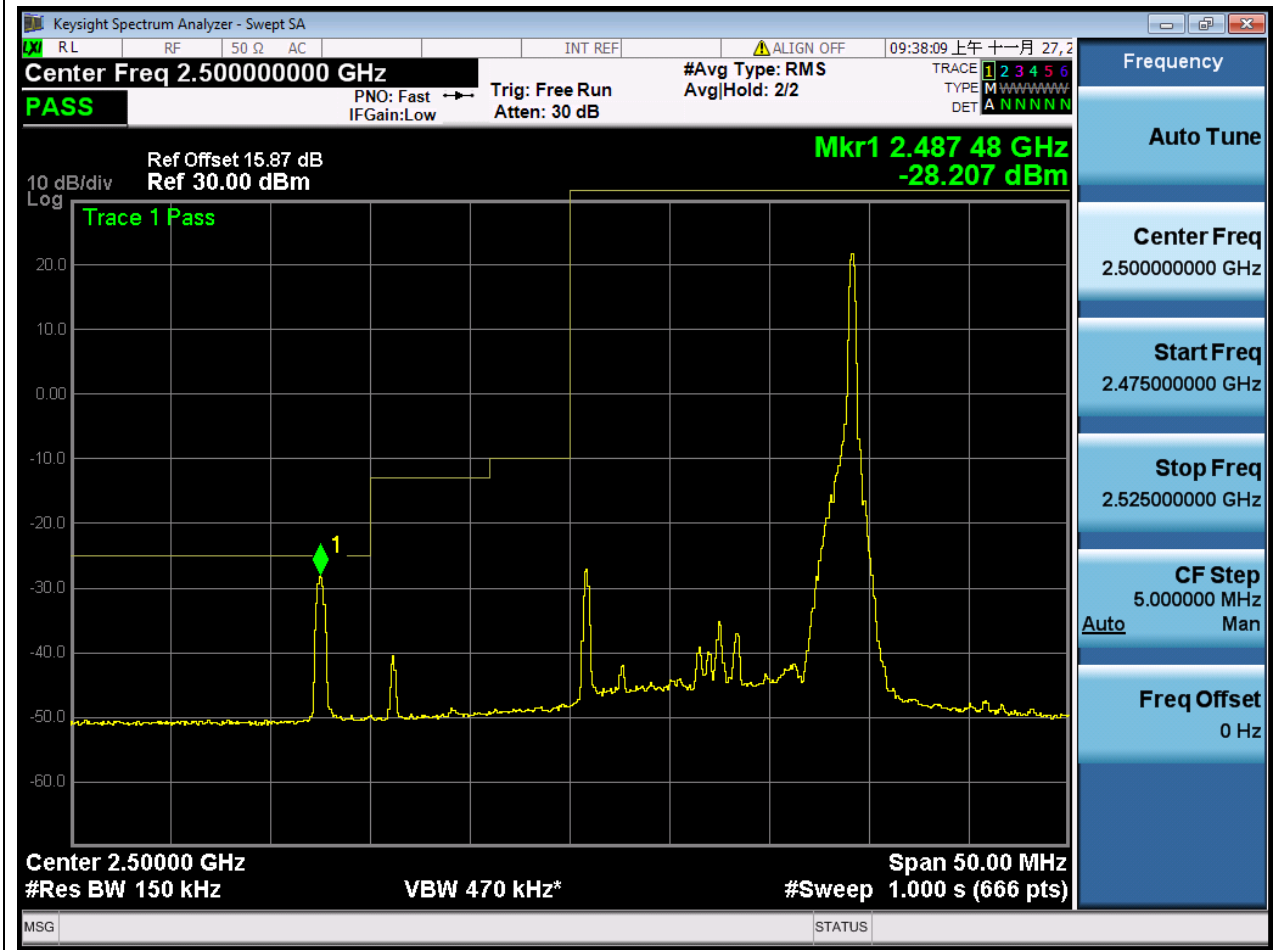
1.58. LTE Band Edge(NTNV)(Subtest:58, Channel:20825, Bandwidth:15, Modulation:QPSK, RB Number: 1, RB Position:MID)

| Center Frequency (MHz) | Span (MHz) | RBW (MHz) | Detector | Frequency (MHz) | Power (dBm) | Verdict | Sweep Point |
|------------------------|------------|-----------|----------|-----------------|-------------|---------|-------------|
| 2500 | 50 | 0.15 | RMS | 2489.06 | -50.03 | Pass | 666 |



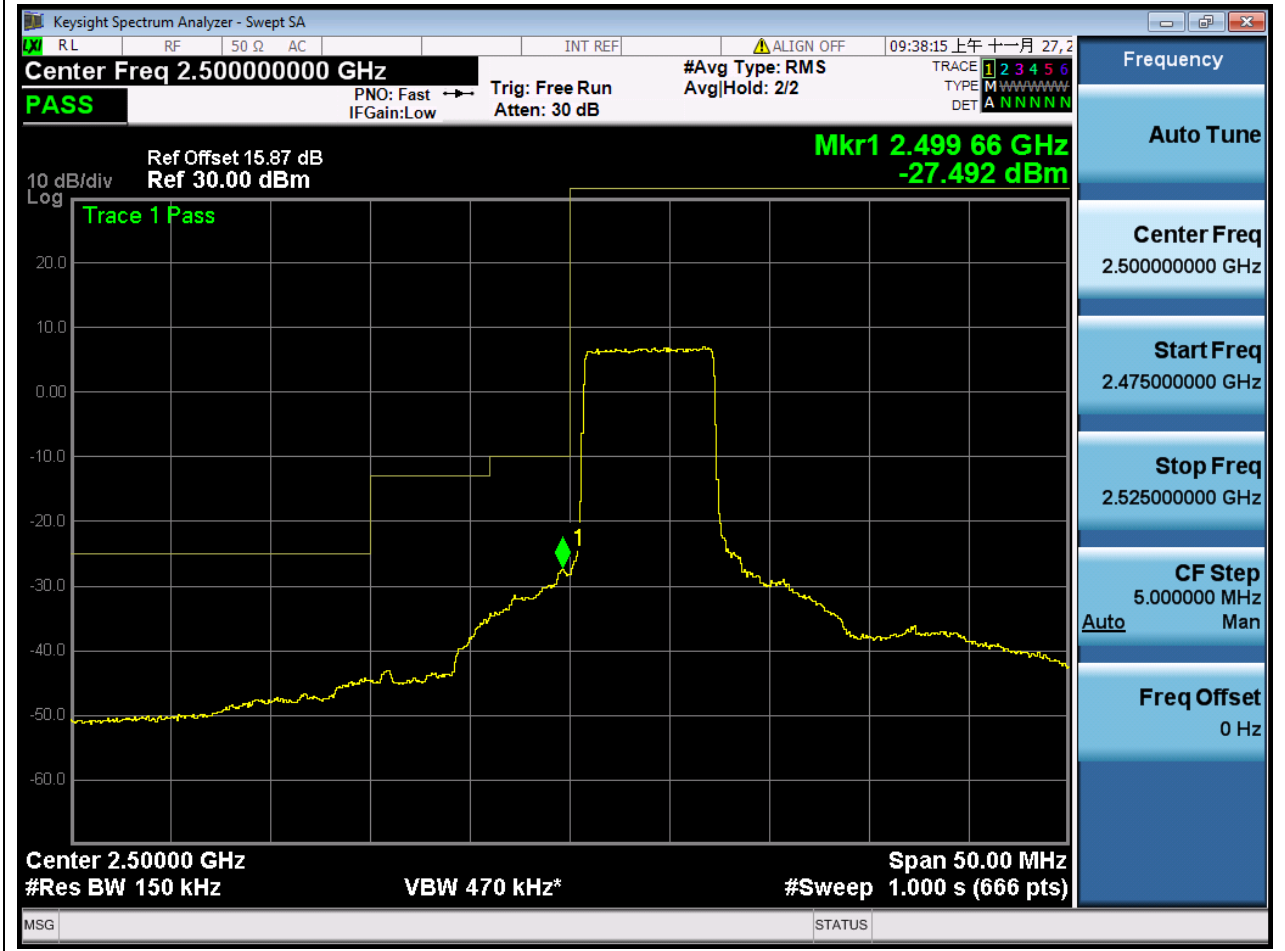
1.59. LTE Band Edge(NTNV)(Subtest:59, Channel:20825, Bandwidth:15, Modulation:QPSK, RB Number: 1, RB Position:HIGH)

| Center Frequency (MHz) | Span (MHz) | RBW (MHz) | Detector | Frequency (MHz) | Power (dBm) | Verdict | Sweep Point |
|------------------------|------------|-----------|----------|-----------------|-------------|---------|-------------|
| 2500 | 50 | 0.15 | RMS | 2487.481 | -28.21 | Pass | 666 |



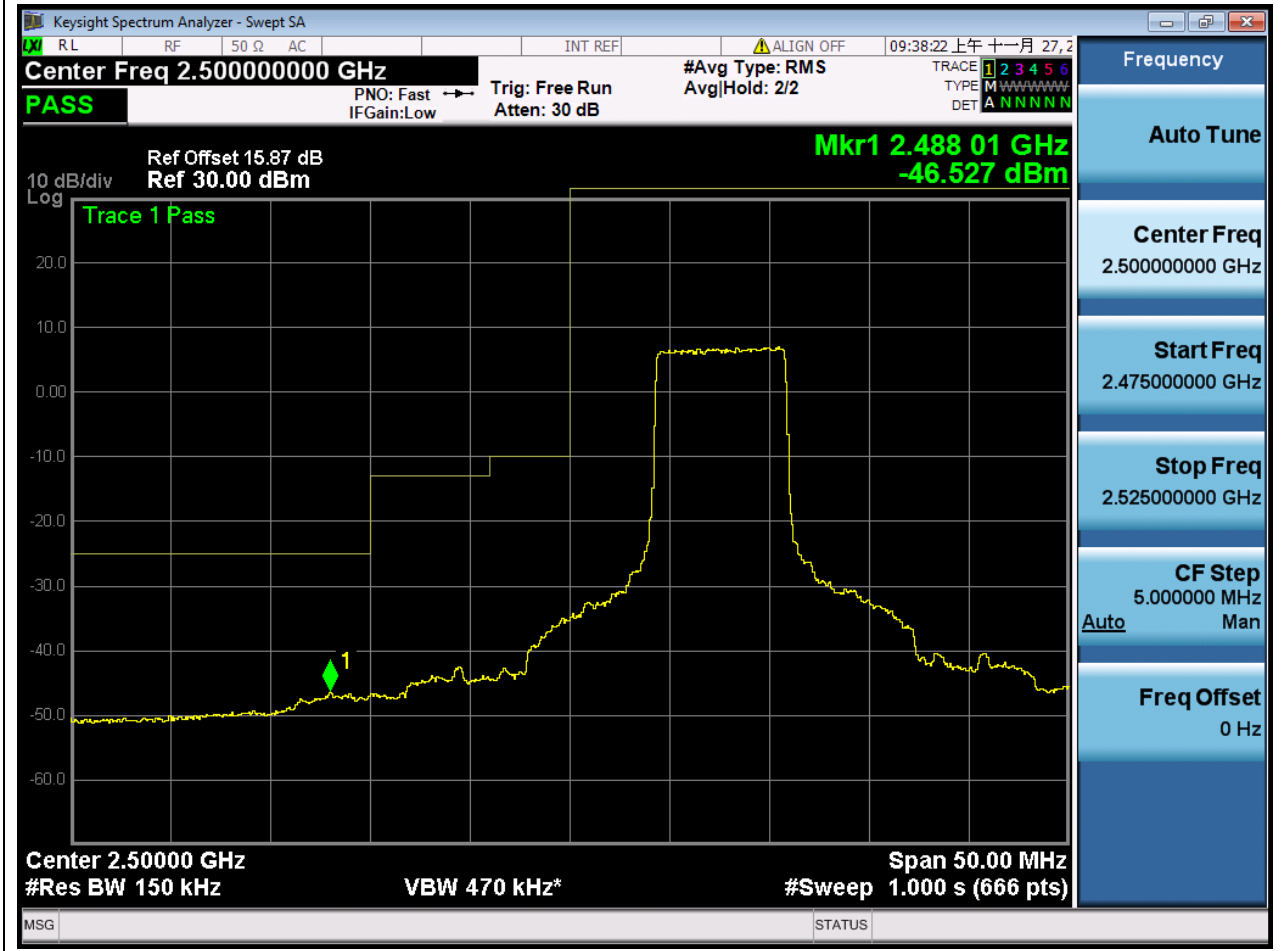
1.60. LTE Band Edge(NTNV)(Subtest:60, Channel:20825, Bandwidth:15, Modulation:QPSK, RB Number: 36, RB Position:LOW)

| Center Frequency (MHz) | Span (MHz) | RBW (MHz) | Detector | Frequency (MHz) | Power (dBm) | Verdict | Sweep Point |
|------------------------|------------|-----------|----------|-----------------|-------------|---------|-------------|
| 2500 | 50 | 0.15 | RMS | 2499.662 | -27.49 | Pass | 666 |



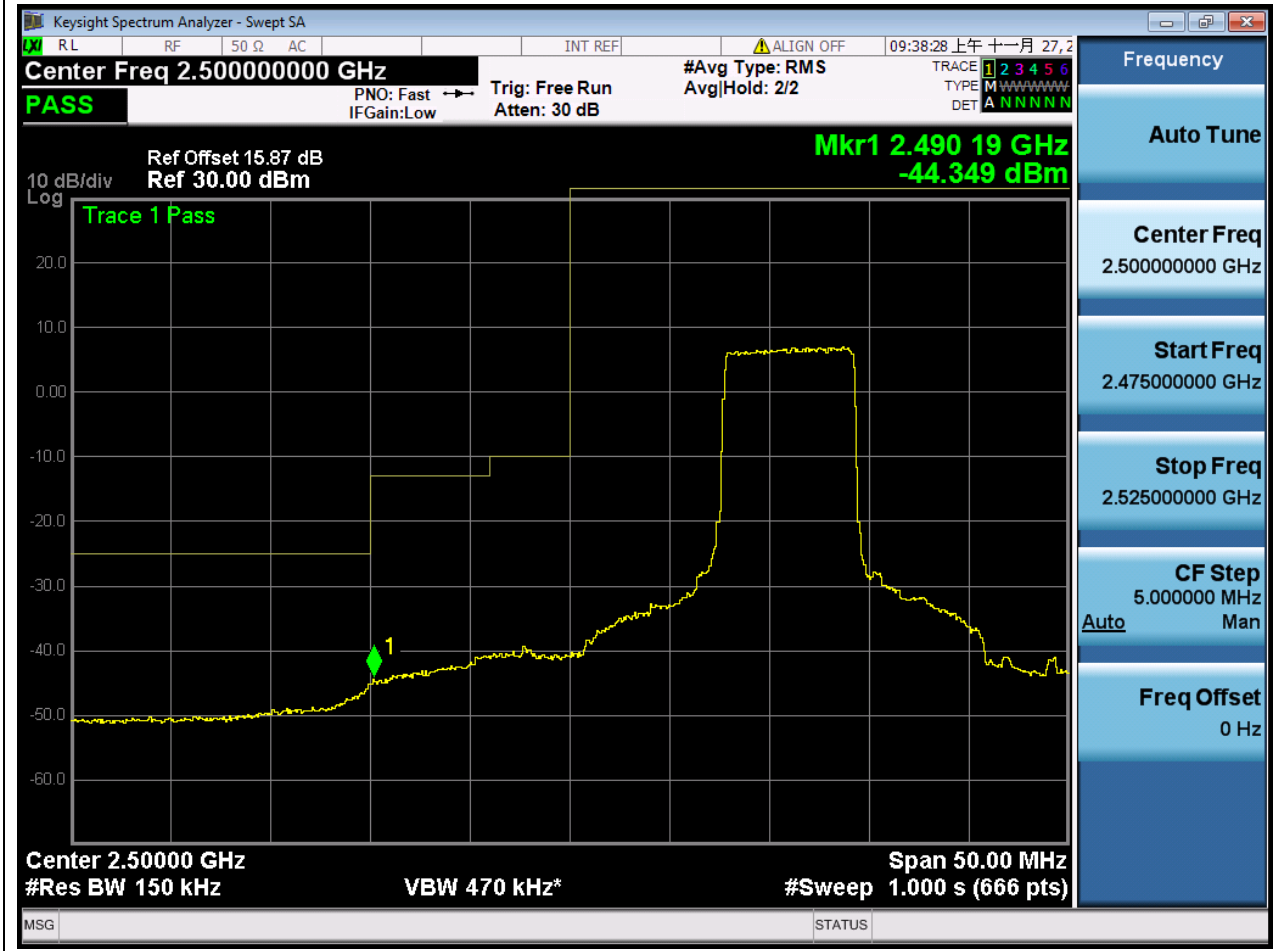
1.61. LTE Band Edge(NTNV)(Subtest:61, Channel:20825, Bandwidth:15, Modulation:QPSK, RB Number: 36, RB Position:MID)

| Center Frequency (MHz) | Span (MHz) | RBW (MHz) | Detector | Frequency (MHz) | Power (dBm) | Verdict | Sweep Point |
|------------------------|------------|-----------|----------|-----------------|-------------|---------|-------------|
| 2500 | 50 | 0.15 | RMS | 2488.008 | -46.53 | Pass | 666 |



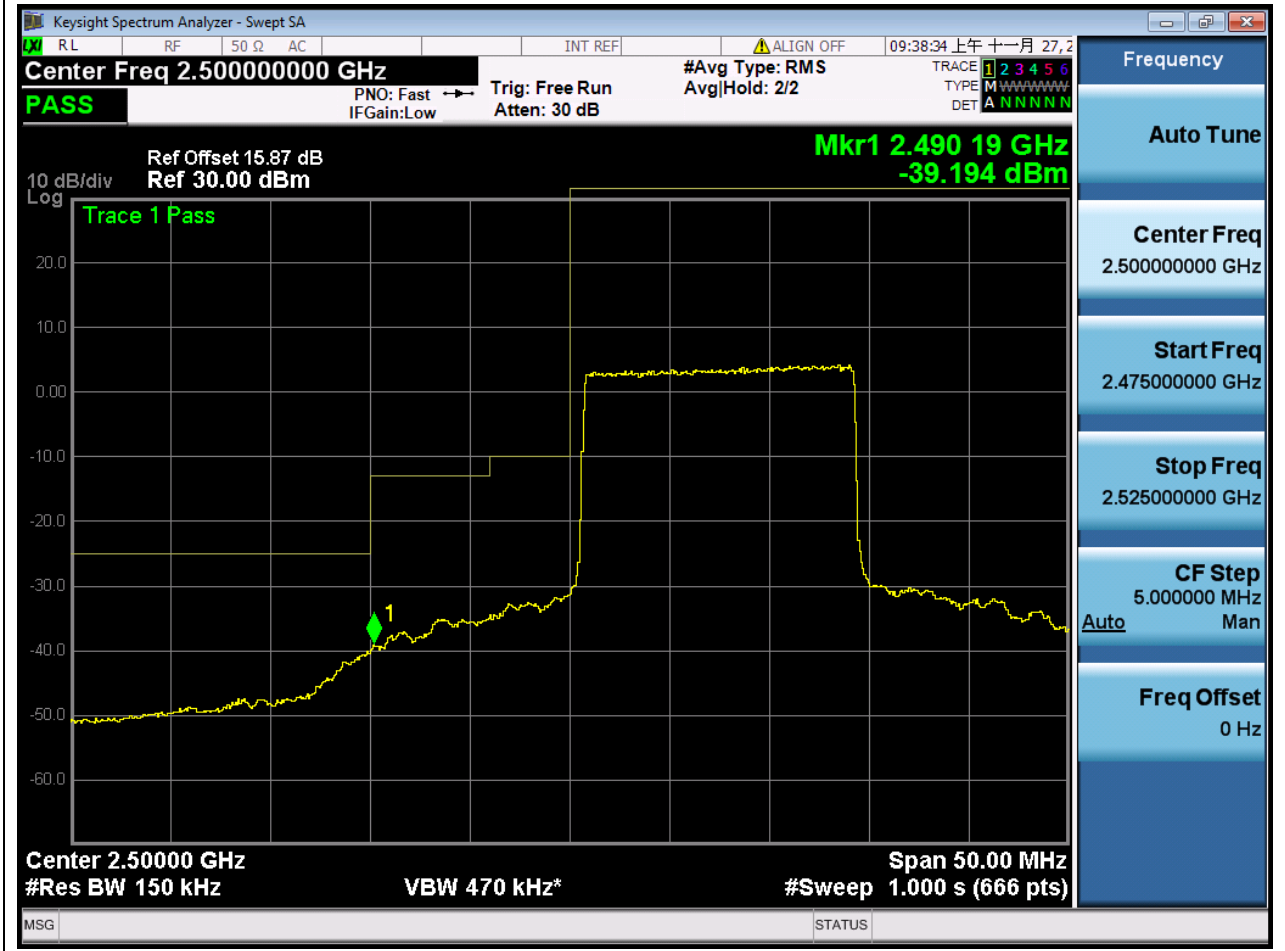
1.62. LTE Band Edge(NTNV)(Subtest:62, Channel:20825, Bandwidth:15, Modulation:QPSK, RB Number: 36, RB Position:HIGH)

| Center Frequency (MHz) | Span (MHz) | RBW (MHz) | Detector | Frequency (MHz) | Power (dBm) | Verdict | Sweep Point |
|------------------------|------------|-----------|----------|-----------------|-------------|---------|-------------|
| 2500 | 50 | 0.15 | RMS | 2490.188 | -44.35 | Pass | 666 |



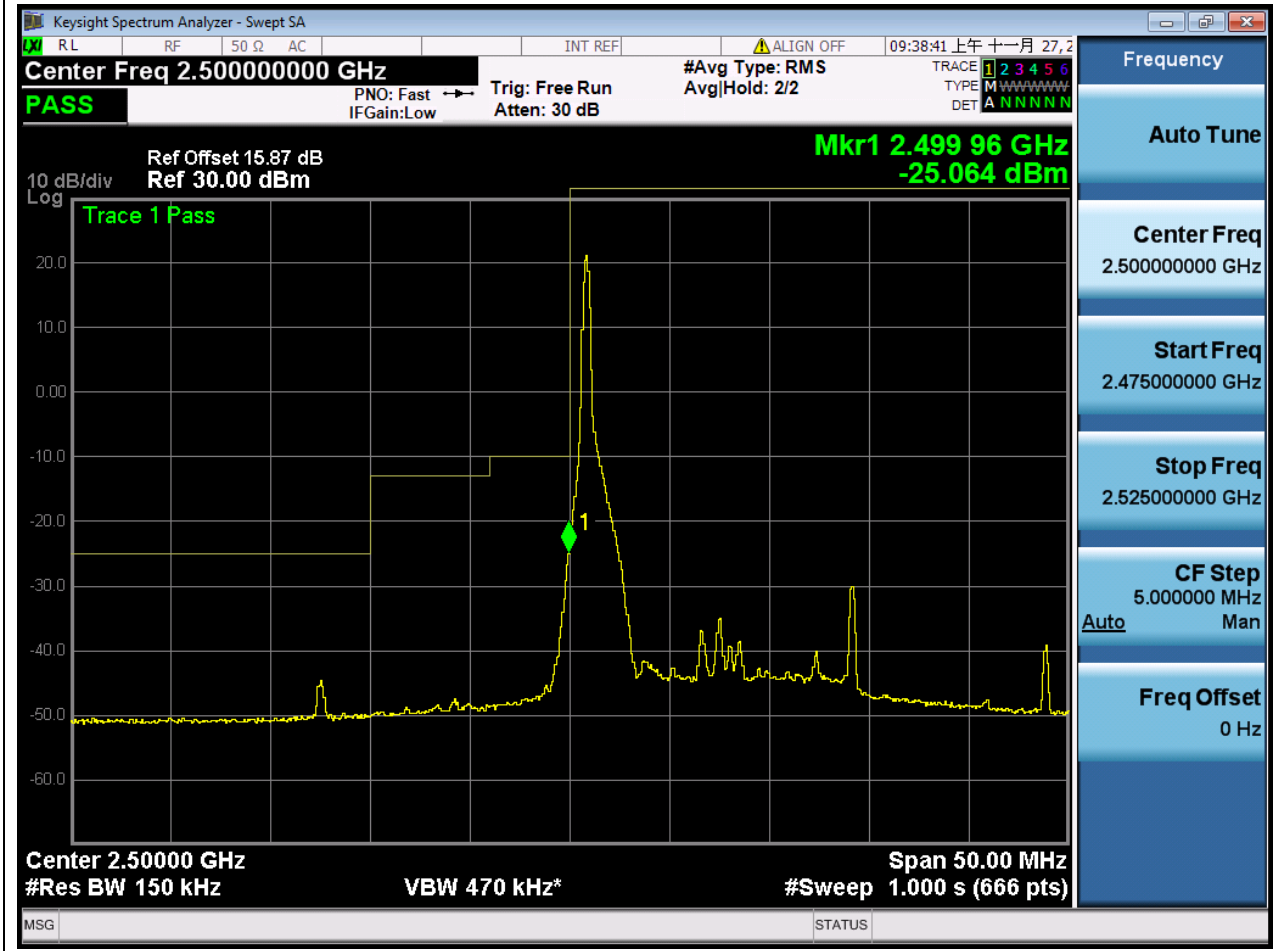
1.63. LTE Band Edge(NTNV)(Subtest:63, Channel:20825, Bandwidth:15, Modulation:QPSK, RB Number: 75, RB Position:LOW)

| Center Frequency (MHz) | Span (MHz) | RBW (MHz) | Detector | Frequency (MHz) | Power (dBm) | Verdict | Sweep Point |
|------------------------|------------|-----------|----------|-----------------|-------------|---------|-------------|
| 2500 | 50 | 0.15 | RMS | 2490.188 | -39.19 | Pass | 666 |



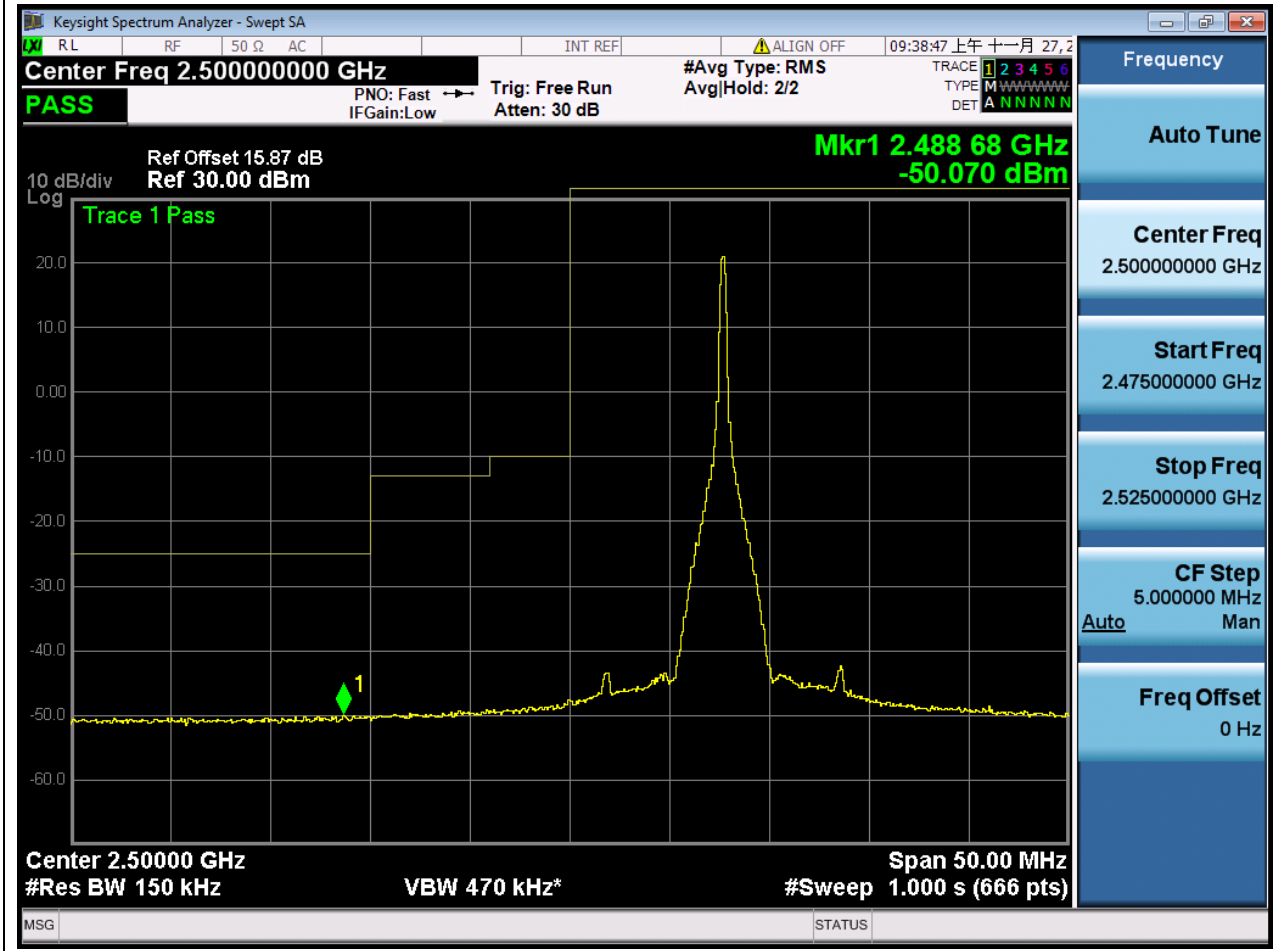
1.64. LTE Band Edge(NTNV)(Subtest:64, Channel:20825, Bandwidth:15, Modulation:16QAM, RB Number: 1, RB Position:LOW)

| Center Frequency (MHz) | Span (MHz) | RBW (MHz) | Detector | Frequency (MHz) | Power (dBm) | Verdict | Sweep Point |
|------------------------|------------|-----------|----------|-----------------|-------------|---------|-------------|
| 2500 | 50 | 0.15 | RMS | 2499.962 | -25.06 | Pass | 666 |



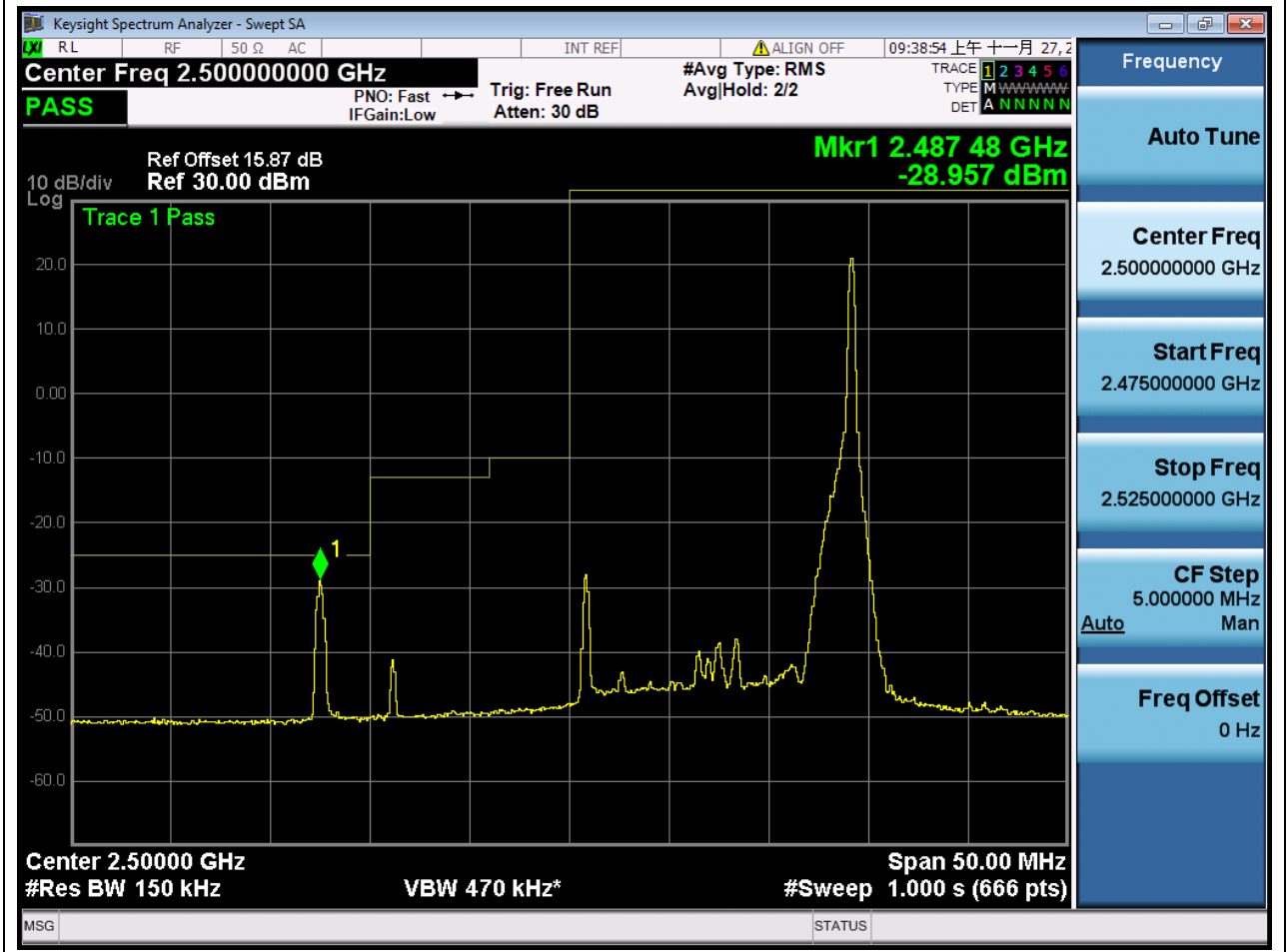
1.65. LTE Band Edge(NTNV)(Subtest:65, Channel:20825, Bandwidth:15, Modulation:16QAM, RB Number: 1, RB Position:MID)

| Center Frequency (MHz) | Span (MHz) | RBW (MHz) | Detector | Frequency (MHz) | Power (dBm) | Verdict | Sweep Point |
|------------------------|------------|-----------|----------|-----------------|-------------|---------|-------------|
| 2500 | 50 | 0.15 | RMS | 2488.684 | -50.07 | Pass | 666 |



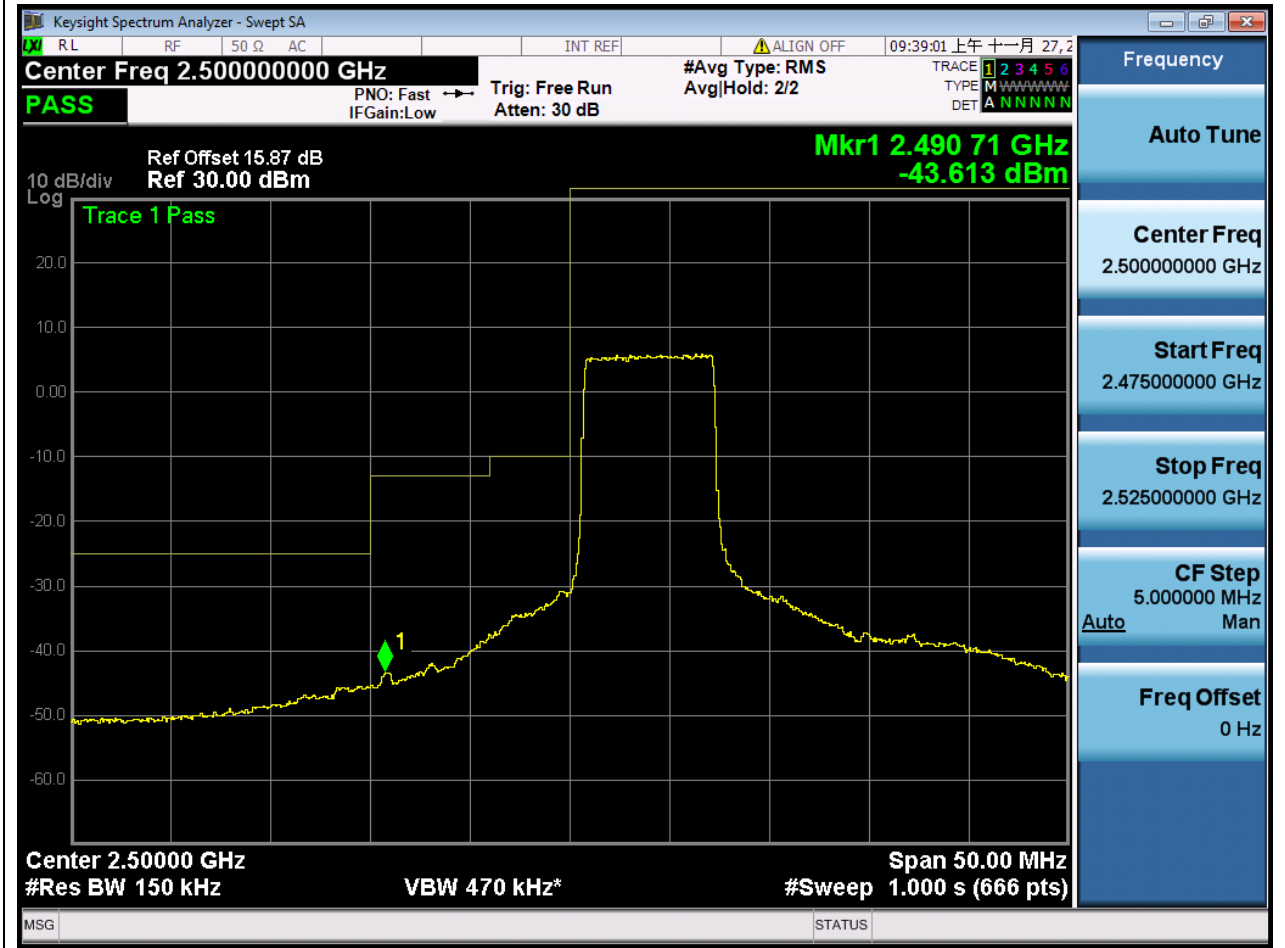
1.66. LTE Band Edge(NTNV)(Subtest:66, Channel:20825, Bandwidth:15, Modulation:16QAM, RB Number: 1, RB Position:HIGH)

| Center Frequency (MHz) | Span (MHz) | RBW (MHz) | Detector | Frequency (MHz) | Power (dBm) | Verdict | Sweep Point |
|------------------------|------------|-----------|----------|-----------------|-------------|---------|-------------|
| 2500 | 50 | 0.15 | RMS | 2487.481 | -28.96 | Pass | 666 |



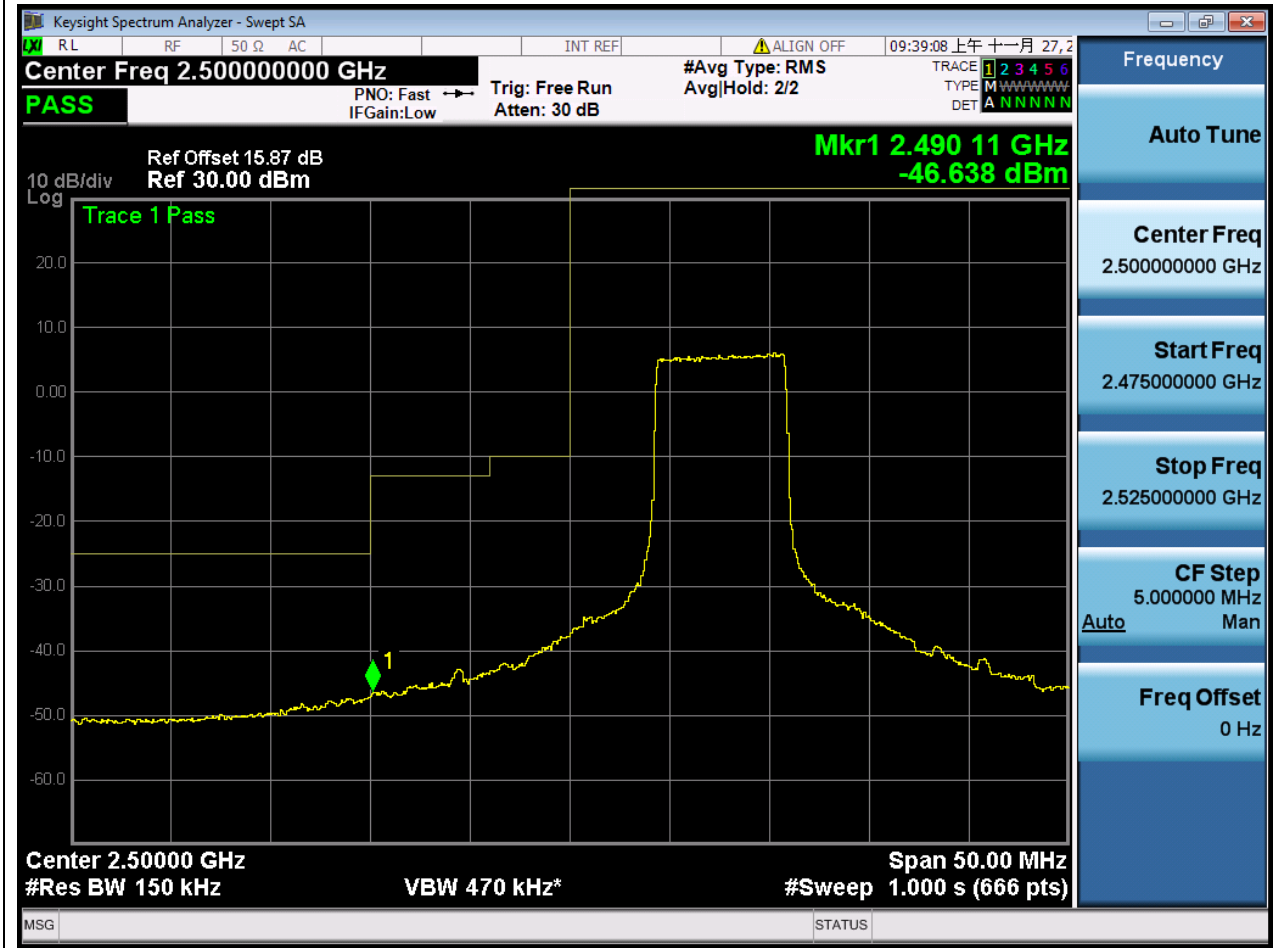
1.67. LTE Band Edge(NTNV)(Subtest:67, Channel:20825, Bandwidth:15, Modulation:16QAM, RB Number: 36, RB Position:LOW)

| Center Frequency (MHz) | Span (MHz) | RBW (MHz) | Detector | Frequency (MHz) | Power (dBm) | Verdict | Sweep Point |
|------------------------|------------|-----------|----------|-----------------|-------------|---------|-------------|
| 2500 | 50 | 0.15 | RMS | 2490.714 | -43.61 | Pass | 666 |



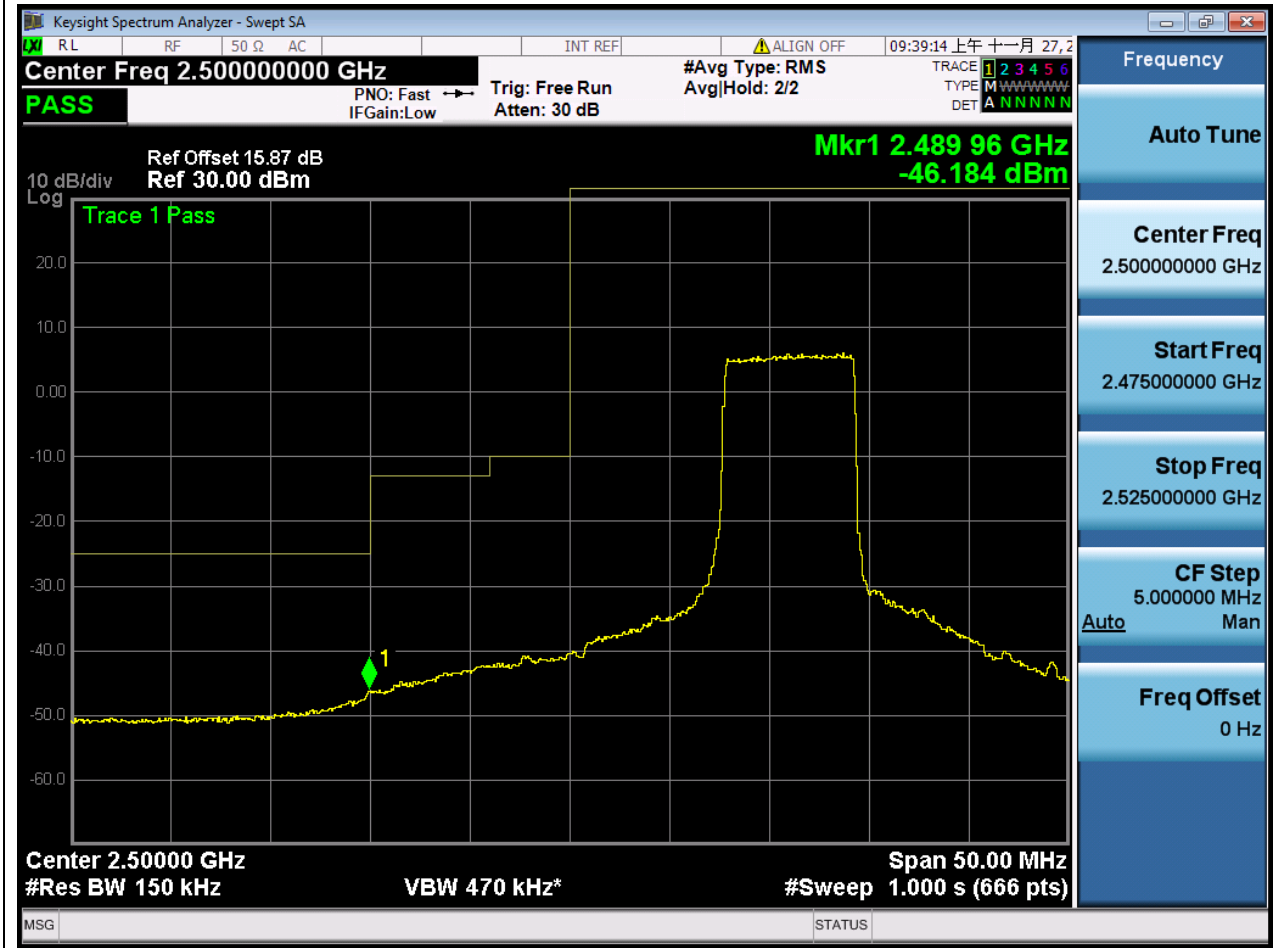
1.68. LTE Band Edge(NTNV)(Subtest:68, Channel:20825, Bandwidth:15, Modulation:16QAM, RB Number: 36, RB Position:MID)

| Center Frequency (MHz) | Span (MHz) | RBW (MHz) | Detector | Frequency (MHz) | Power (dBm) | Verdict | Sweep Point |
|------------------------|------------|-----------|----------|-----------------|-------------|---------|-------------|
| 2500 | 50 | 0.15 | RMS | 2490.113 | -46.64 | Pass | 666 |



1.69. LTE Band Edge(NTNV)(Subtest:69, Channel:20825, Bandwidth:15, Modulation:16QAM, RB Number: 36, RB Position:HIGH)

| Center Frequency (MHz) | Span (MHz) | RBW (MHz) | Detector | Frequency (MHz) | Power (dBm) | Verdict | Sweep Point |
|------------------------|------------|-----------|----------|-----------------|-------------|---------|-------------|
| 2500 | 50 | 0.15 | RMS | 2489.962 | -46.18 | Pass | 666 |



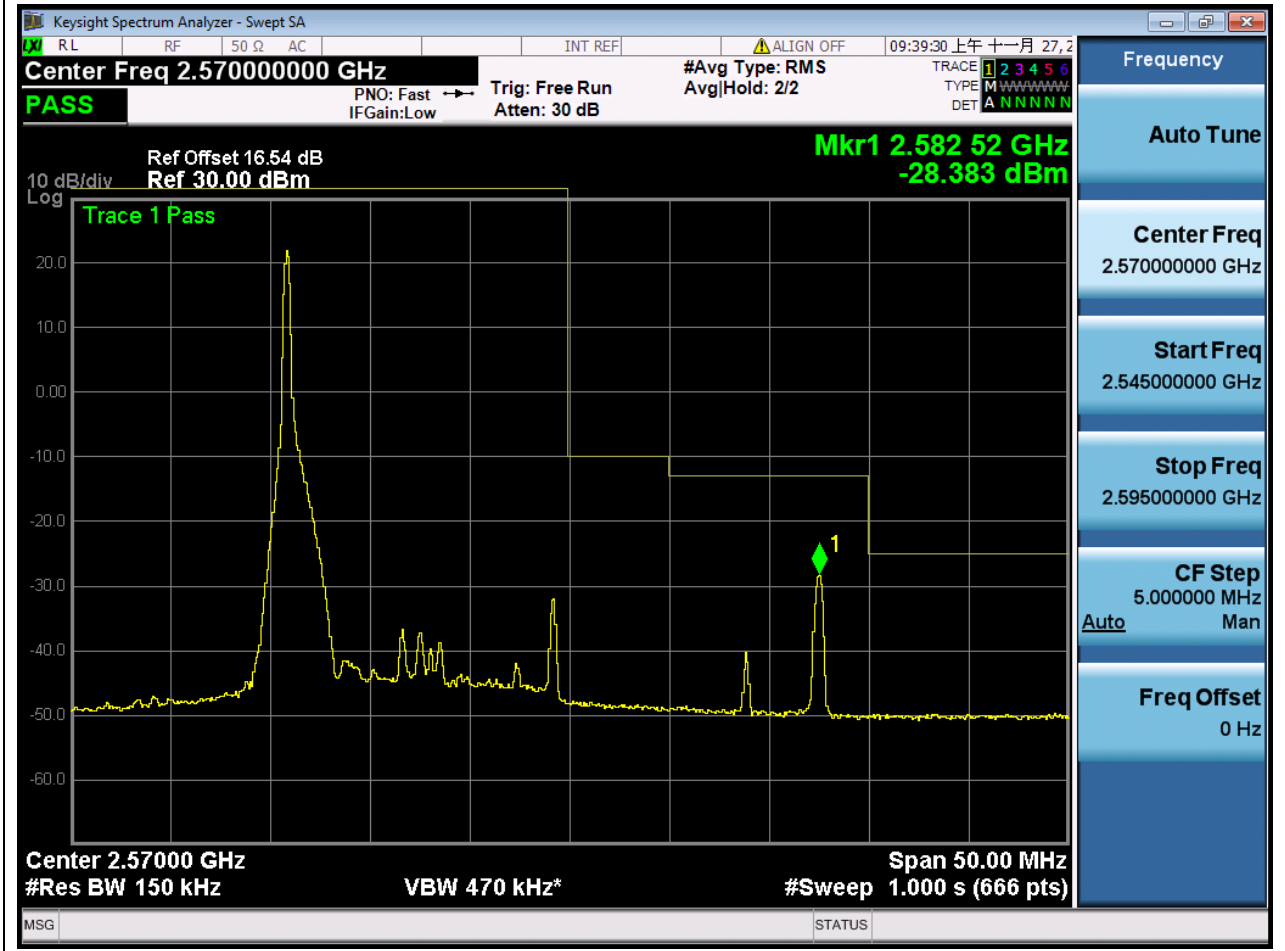
1.70. LTE Band Edge(NTNV)(Subtest:70, Channel:20825, Bandwidth:15, Modulation:16QAM, RB Number: 75, RB Position:LOW)

| Center Frequency (MHz) | Span (MHz) | RBW (MHz) | Detector | Frequency (MHz) | Power (dBm) | Verdict | Sweep Point |
|------------------------|------------|-----------|----------|-----------------|-------------|---------|-------------|
| 2500 | 50 | 0.15 | RMS | 2490.113 | -42.06 | Pass | 666 |



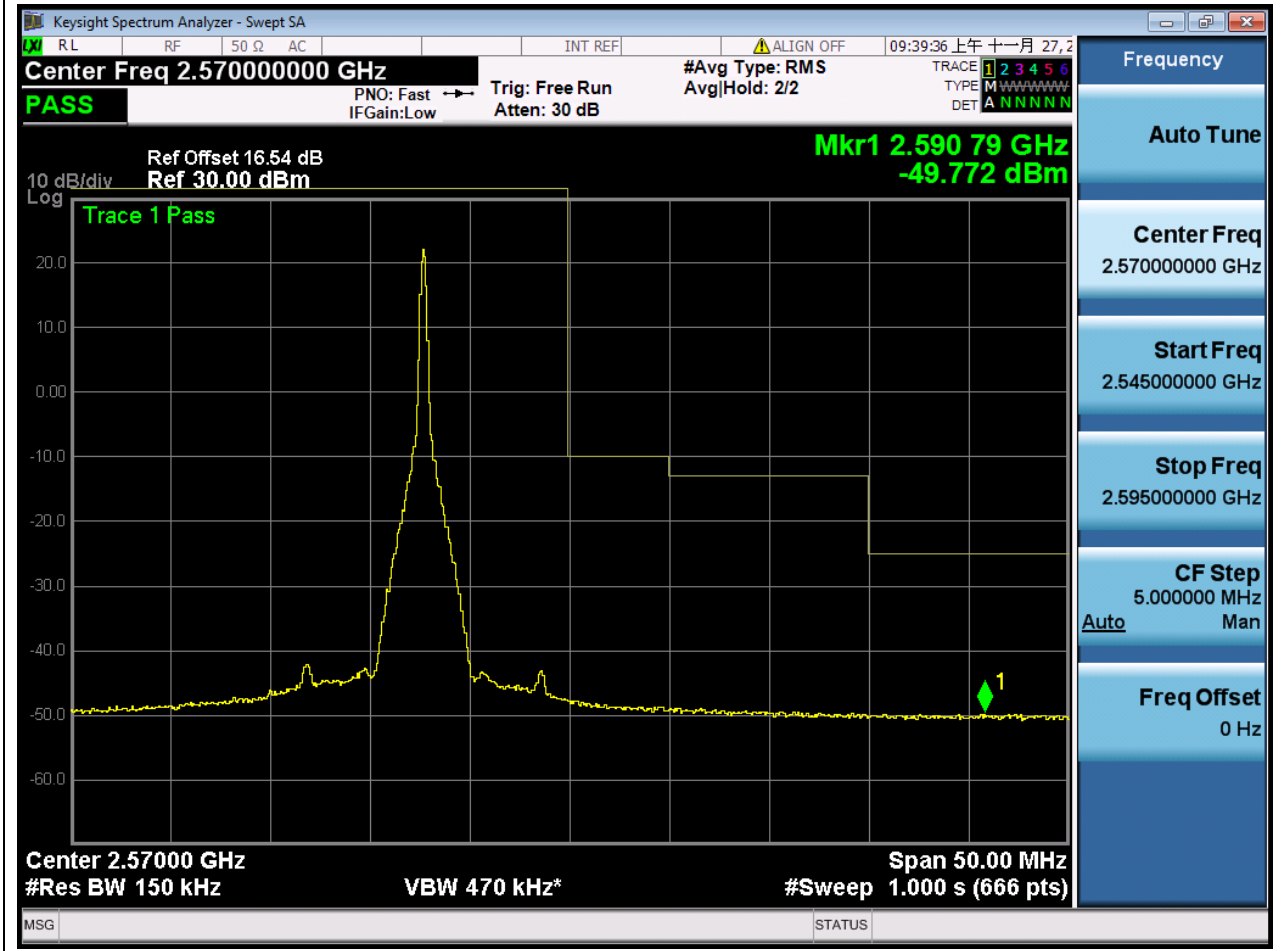
1.71. LTE Band Edge(NTNV)(Subtest:71, Channel:21375, Bandwidth:15, Modulation:QPSK, RB Number: 1, RB Position:LOW)

| Center Frequency (MHz) | Span (MHz) | RBW (MHz) | Detector | Frequency (MHz) | Power (dBm) | Verdict | Sweep Point |
|------------------------|------------|-----------|----------|-----------------|-------------|---------|-------------|
| 2570 | 50 | 0.15 | RMS | 2582.519 | -28.38 | Pass | 666 |



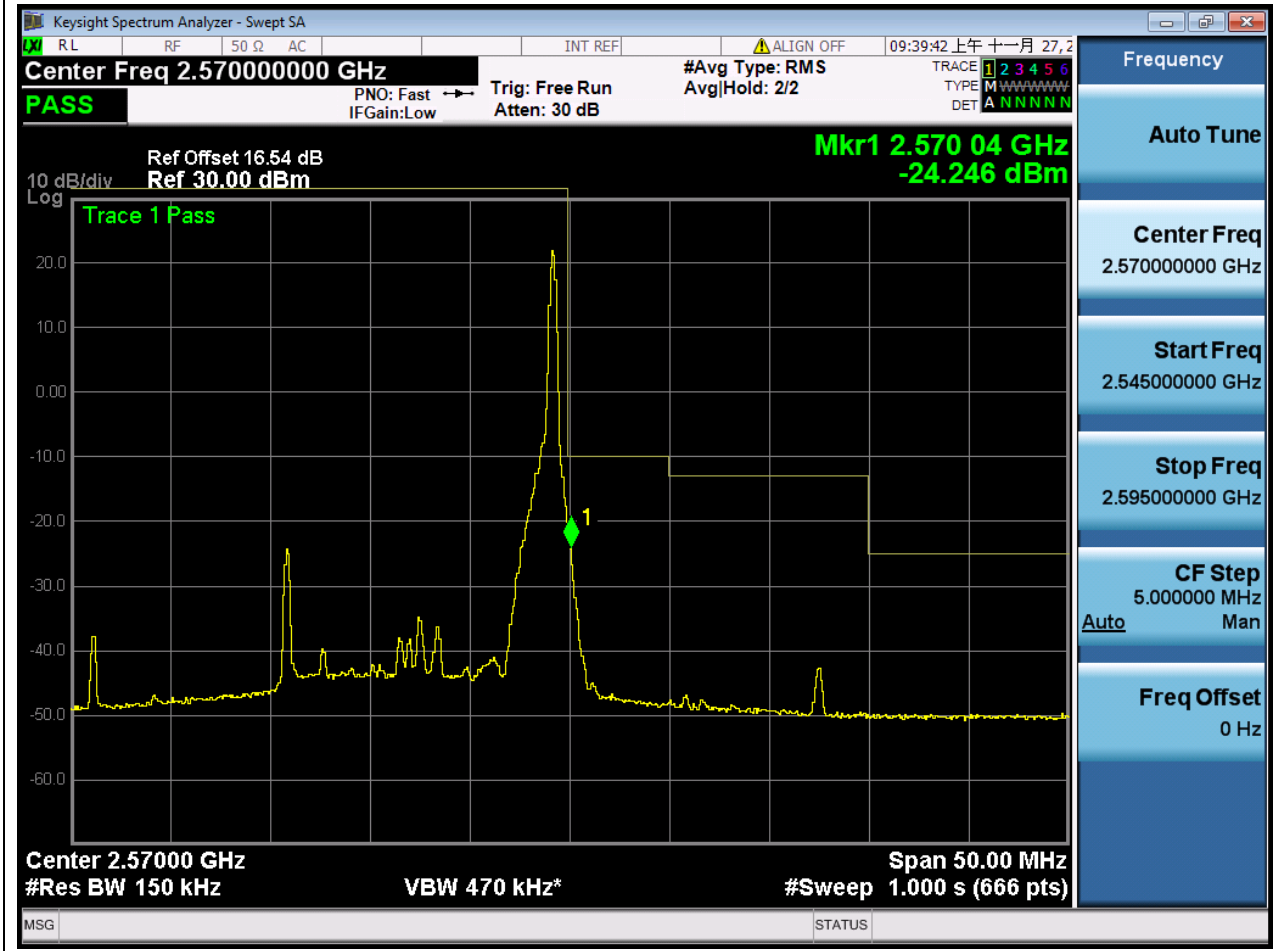
1.72. LTE Band Edge(NTNV)(Subtest:72, Channel:21375, Bandwidth:15, Modulation:QPSK, RB Number: 1, RB Position:MID)

| Center Frequency (MHz) | Span (MHz) | RBW (MHz) | Detector | Frequency (MHz) | Power (dBm) | Verdict | Sweep Point |
|------------------------|------------|-----------|----------|-----------------|-------------|---------|-------------|
| 2570 | 50 | 0.15 | RMS | 2590.79 | -49.77 | Pass | 666 |



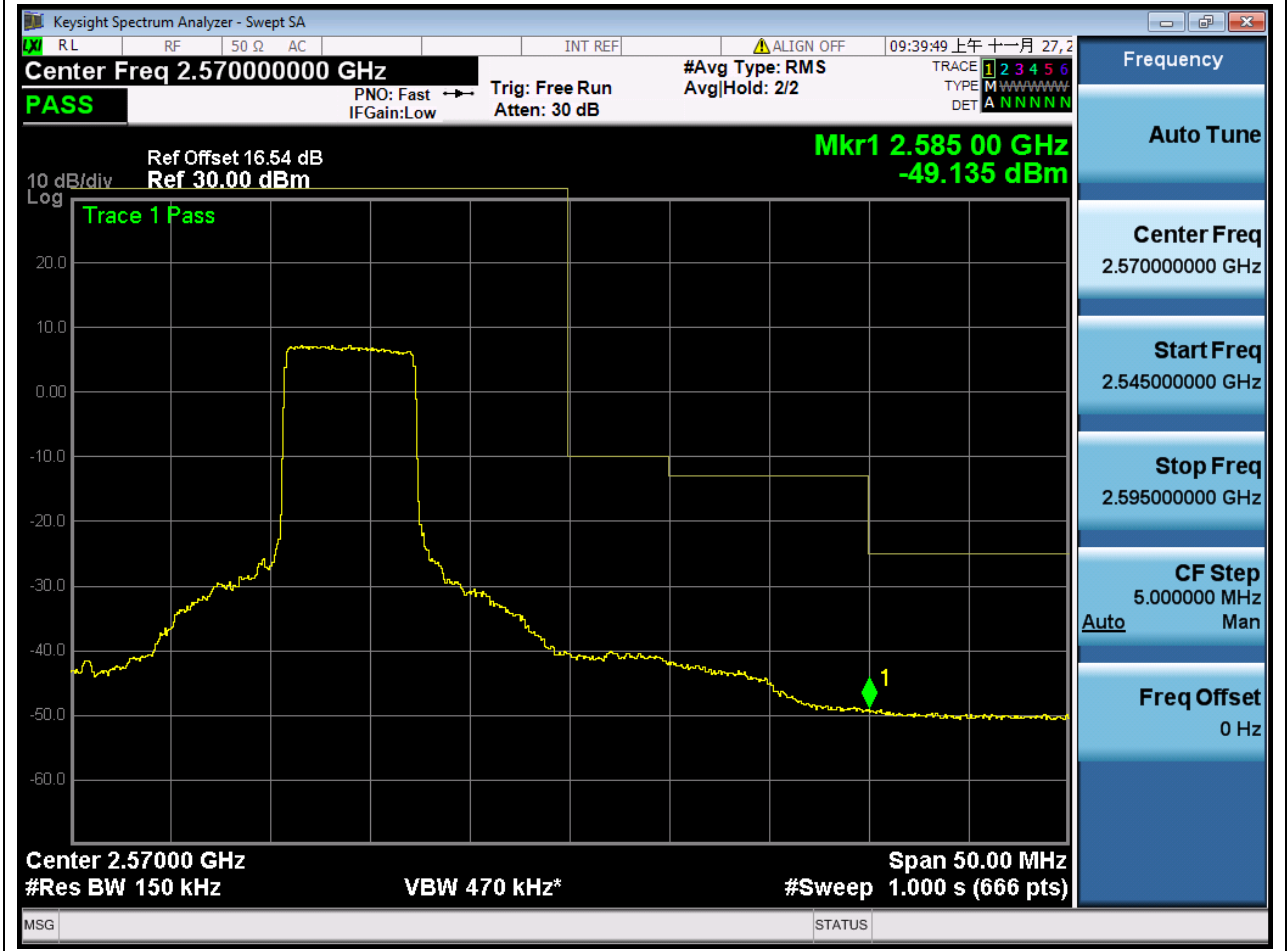
1.73. LTE Band Edge(NTNV)(Subtest:73, Channel:21375, Bandwidth:15, Modulation:QPSK, RB Number: 1, RB Position:HIGH)

| Center Frequency (MHz) | Span (MHz) | RBW (MHz) | Detector | Frequency (MHz) | Power (dBm) | Verdict | Sweep Point |
|------------------------|------------|-----------|----------|-----------------|-------------|---------|-------------|
| 2570 | 50 | 0.15 | RMS | 2570.038 | -24.25 | Pass | 666 |



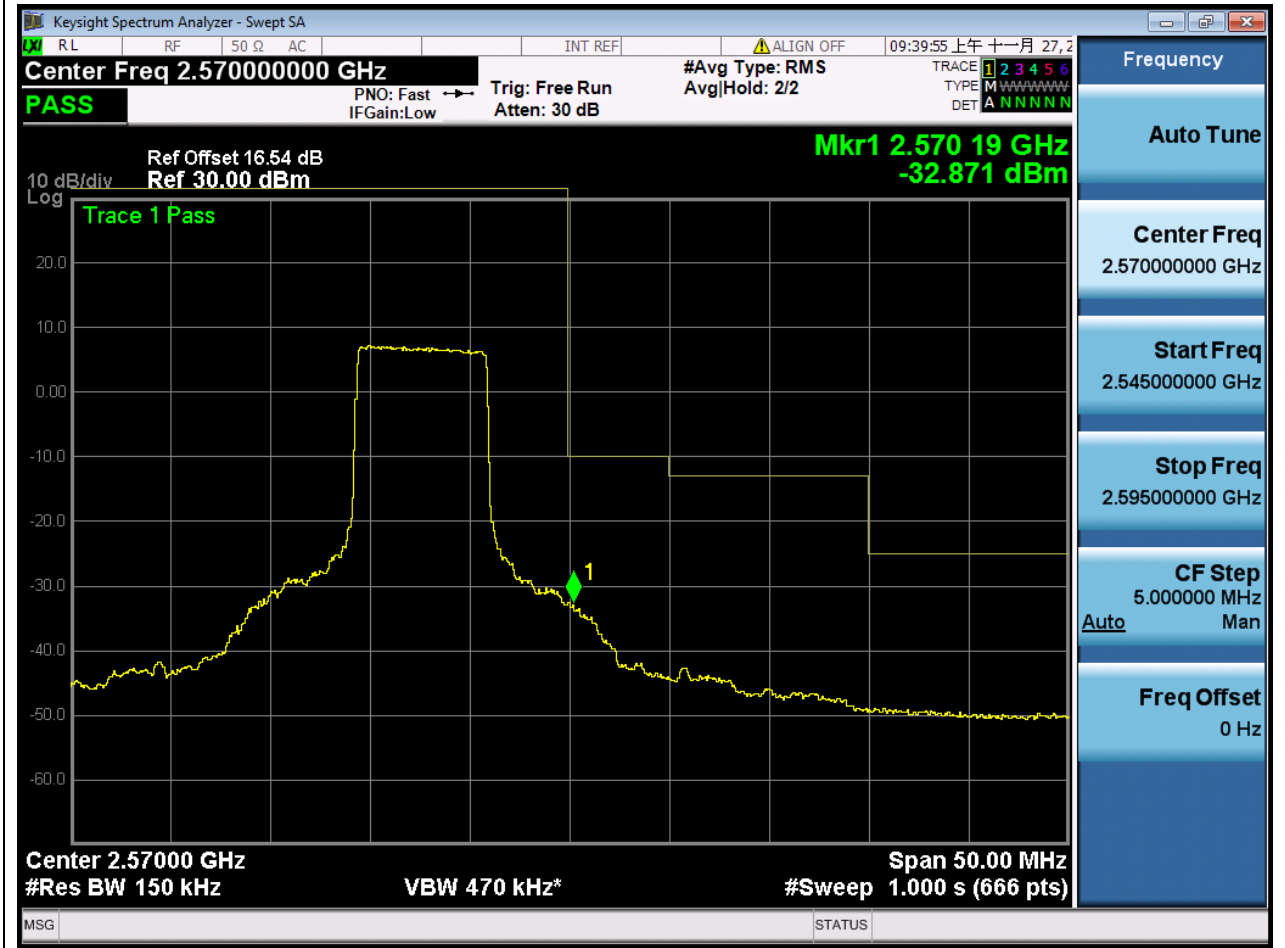
1.74. LTE Band Edge(NTNV)(Subtest:74, Channel:21375, Bandwidth:15, Modulation:QPSK, RB Number: 36, RB Position:LOW)

| Center Frequency (MHz) | Span (MHz) | RBW (MHz) | Detector | Frequency (MHz) | Power (dBm) | Verdict | Sweep Point |
|------------------------|------------|-----------|----------|-----------------|-------------|---------|-------------|
| 2570 | 50 | 0.15 | RMS | 2585 | -49.13 | Pass | 666 |



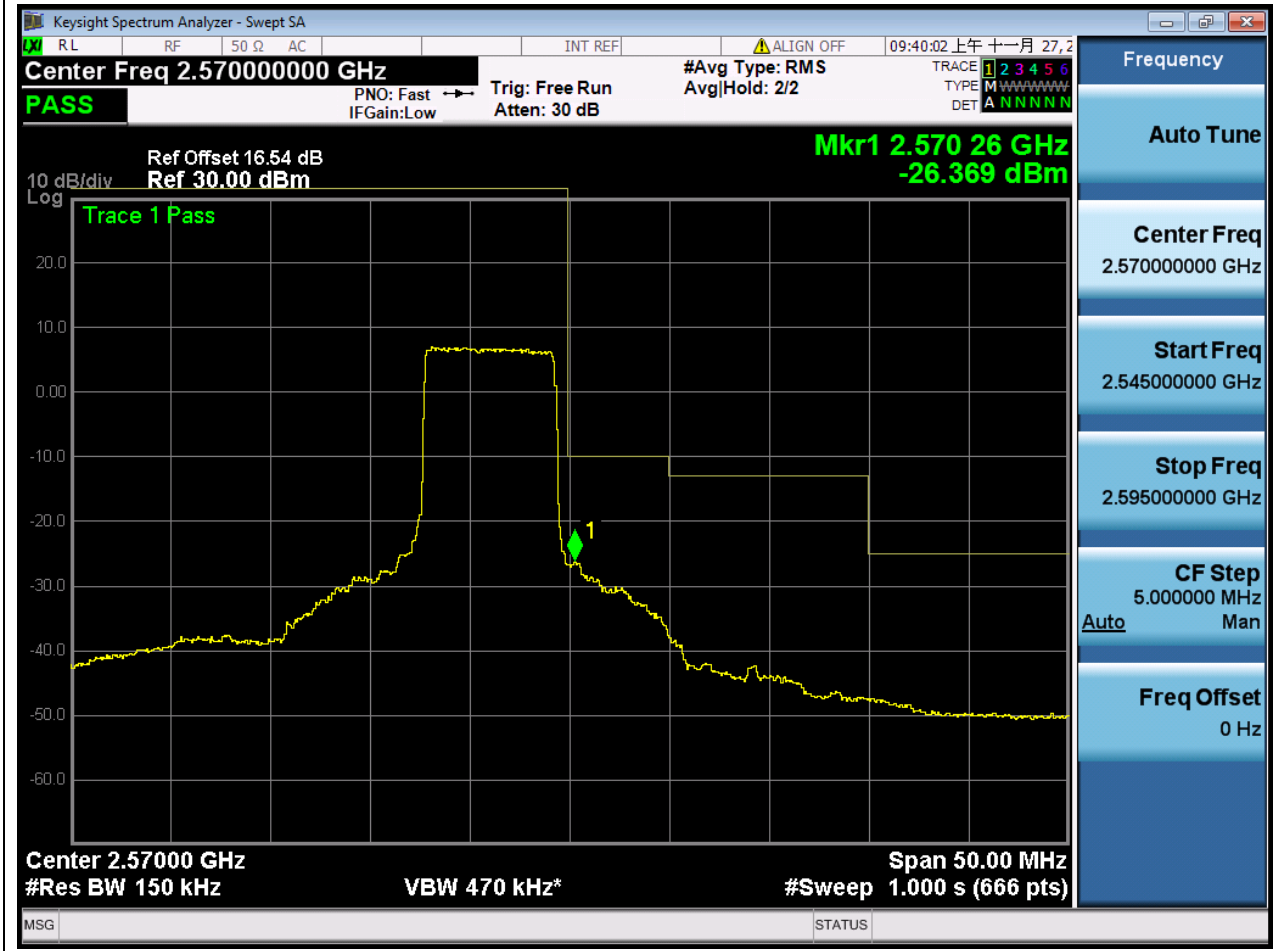
1.75. LTE Band Edge(NTNV)(Subtest:75, Channel:21375, Bandwidth:15, Modulation:QPSK, RB Number: 36, RB Position:MID)

| Center Frequency (MHz) | Span (MHz) | RBW (MHz) | Detector | Frequency (MHz) | Power (dBm) | Verdict | Sweep Point |
|------------------------|------------|-----------|----------|-----------------|-------------|---------|-------------|
| 2570 | 50 | 0.15 | RMS | 2570.188 | -32.87 | Pass | 666 |



1.76. LTE Band Edge(NTNV)(Subtest:76, Channel:21375, Bandwidth:15, Modulation:QPSK, RB Number: 36, RB Position:HIGH)

| Center Frequency (MHz) | Span (MHz) | RBW (MHz) | Detector | Frequency (MHz) | Power (dBm) | Verdict | Sweep Point |
|------------------------|------------|-----------|----------|-----------------|-------------|---------|-------------|
| 2570 | 50 | 0.15 | RMS | 2570.263 | -26.37 | Pass | 666 |

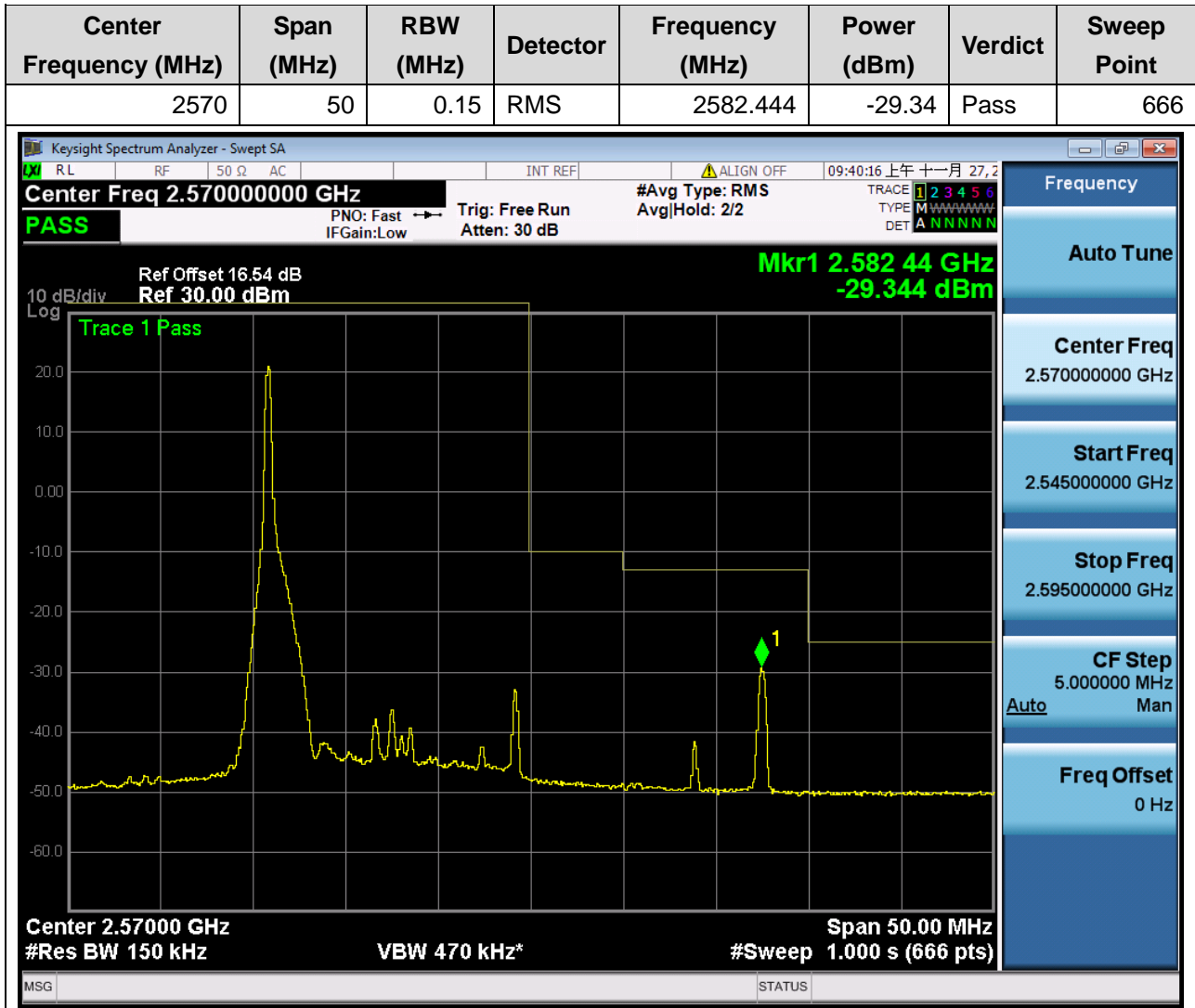


1.77. LTE Band Edge(NTNV)(Subtest:77, Channel:21375, Bandwidth:15, Modulation:QPSK, RB Number: 75, RB Position:LOW)

| Center Frequency (MHz) | Span (MHz) | RBW (MHz) | Detector | Frequency (MHz) | Power (dBm) | Verdict | Sweep Point |
|------------------------|------------|-----------|----------|-----------------|-------------|---------|-------------|
| 2570 | 50 | 0.15 | RMS | 2578.609 | -35.65 | Pass | 666 |

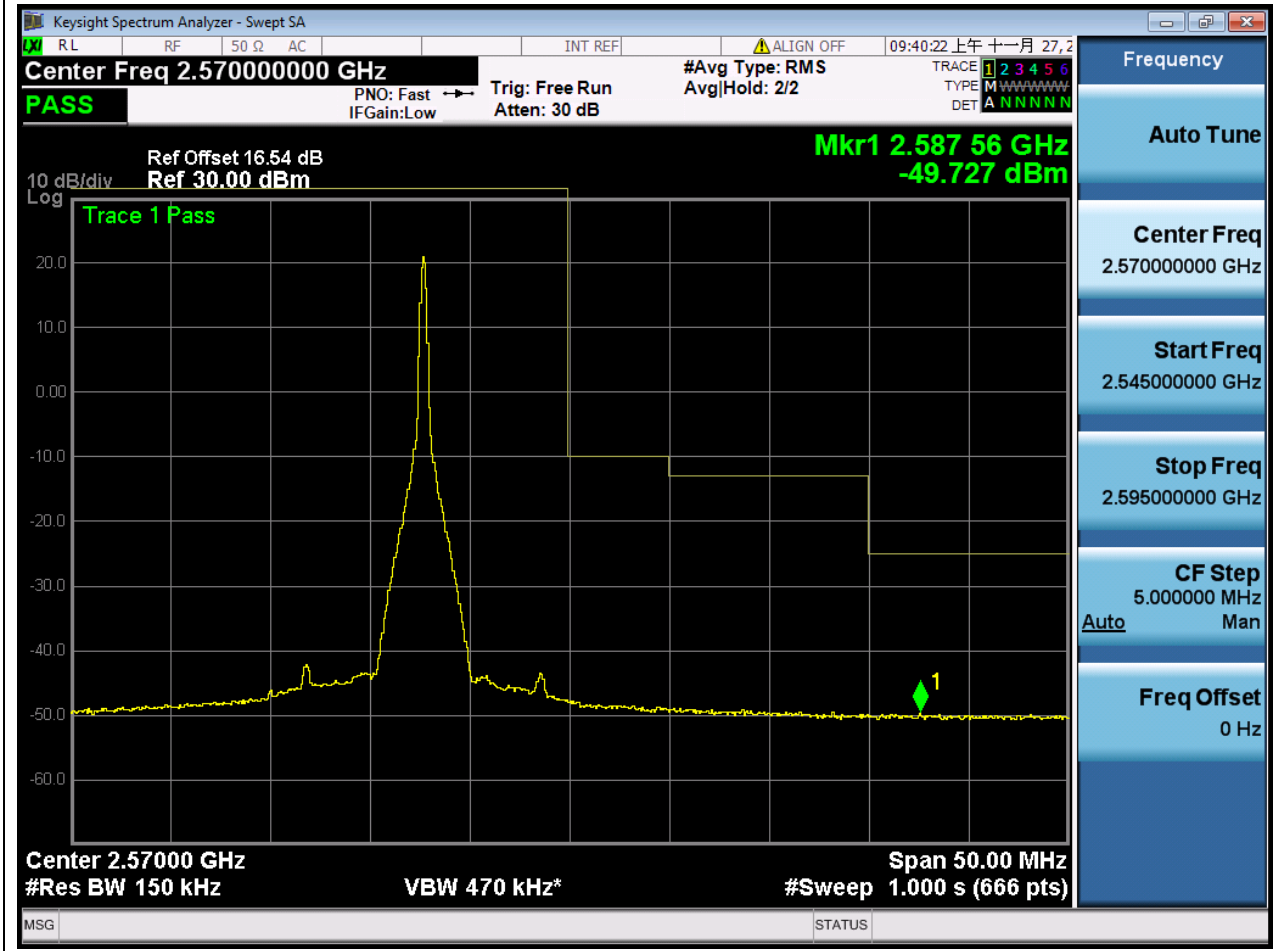


1.78. LTE Band Edge(NTNV)(Subtest:78, Channel:21375, Bandwidth:15, Modulation:16QAM, RB Number: 1, RB Position:LOW)



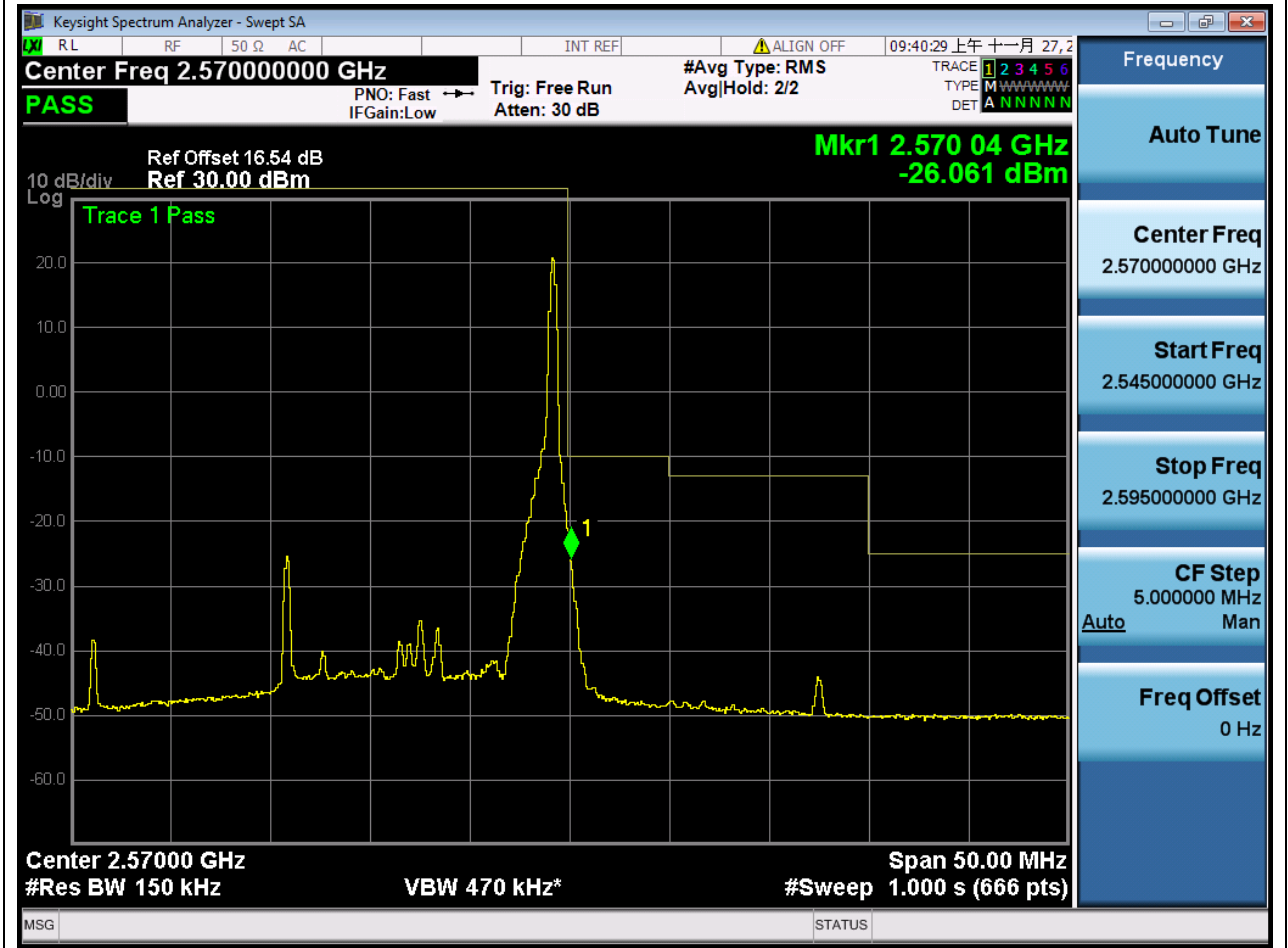
1.79. LTE Band Edge(NTNV)(Subtest:79, Channel:21375, Bandwidth:15, Modulation:16QAM, RB Number: 1, RB Position:MID)

| Center Frequency (MHz) | Span (MHz) | RBW (MHz) | Detector | Frequency (MHz) | Power (dBm) | Verdict | Sweep Point |
|------------------------|------------|-----------|----------|-----------------|-------------|---------|-------------|
| 2570 | 50 | 0.15 | RMS | 2587.556 | -49.73 | Pass | 666 |



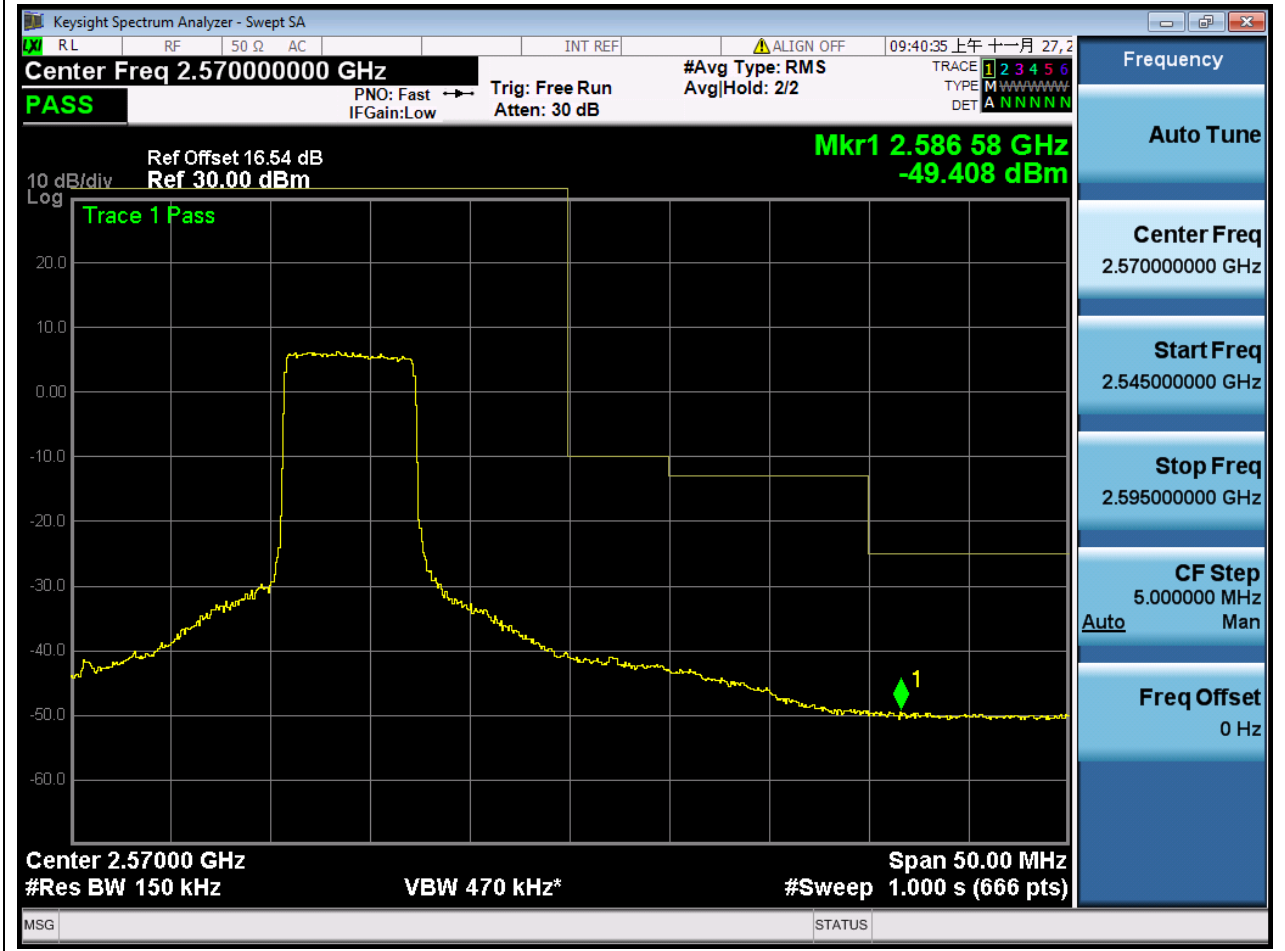
1.80. LTE Band Edge(NTNV)(Subtest:80, Channel:21375, Bandwidth:15, Modulation:16QAM, RB Number: 1, RB Position:HIGH)

| Center Frequency (MHz) | Span (MHz) | RBW (MHz) | Detector | Frequency (MHz) | Power (dBm) | Verdict | Sweep Point |
|------------------------|------------|-----------|----------|-----------------|-------------|---------|-------------|
| 2570 | 50 | 0.15 | RMS | 2570.038 | -26.06 | Pass | 666 |



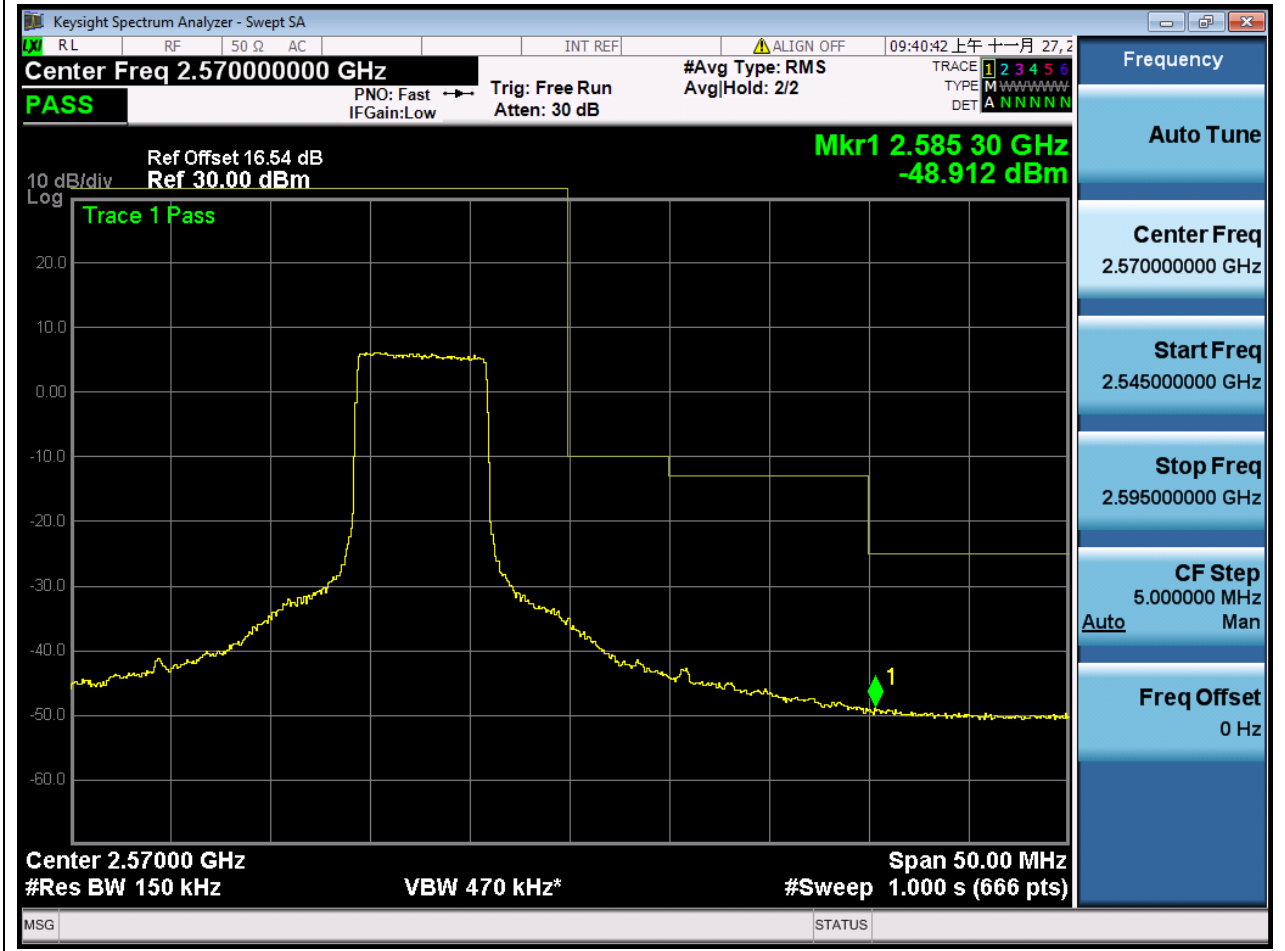
1.81. LTE Band Edge(NTNV)(Subtest:81, Channel:21375, Bandwidth:15, Modulation:16QAM, RB Number: 36, RB Position:LOW)

| Center Frequency (MHz) | Span (MHz) | RBW (MHz) | Detector | Frequency (MHz) | Power (dBm) | Verdict | Sweep Point |
|------------------------|------------|-----------|----------|-----------------|-------------|---------|-------------|
| 2570 | 50 | 0.15 | RMS | 2586.579 | -49.41 | Pass | 666 |



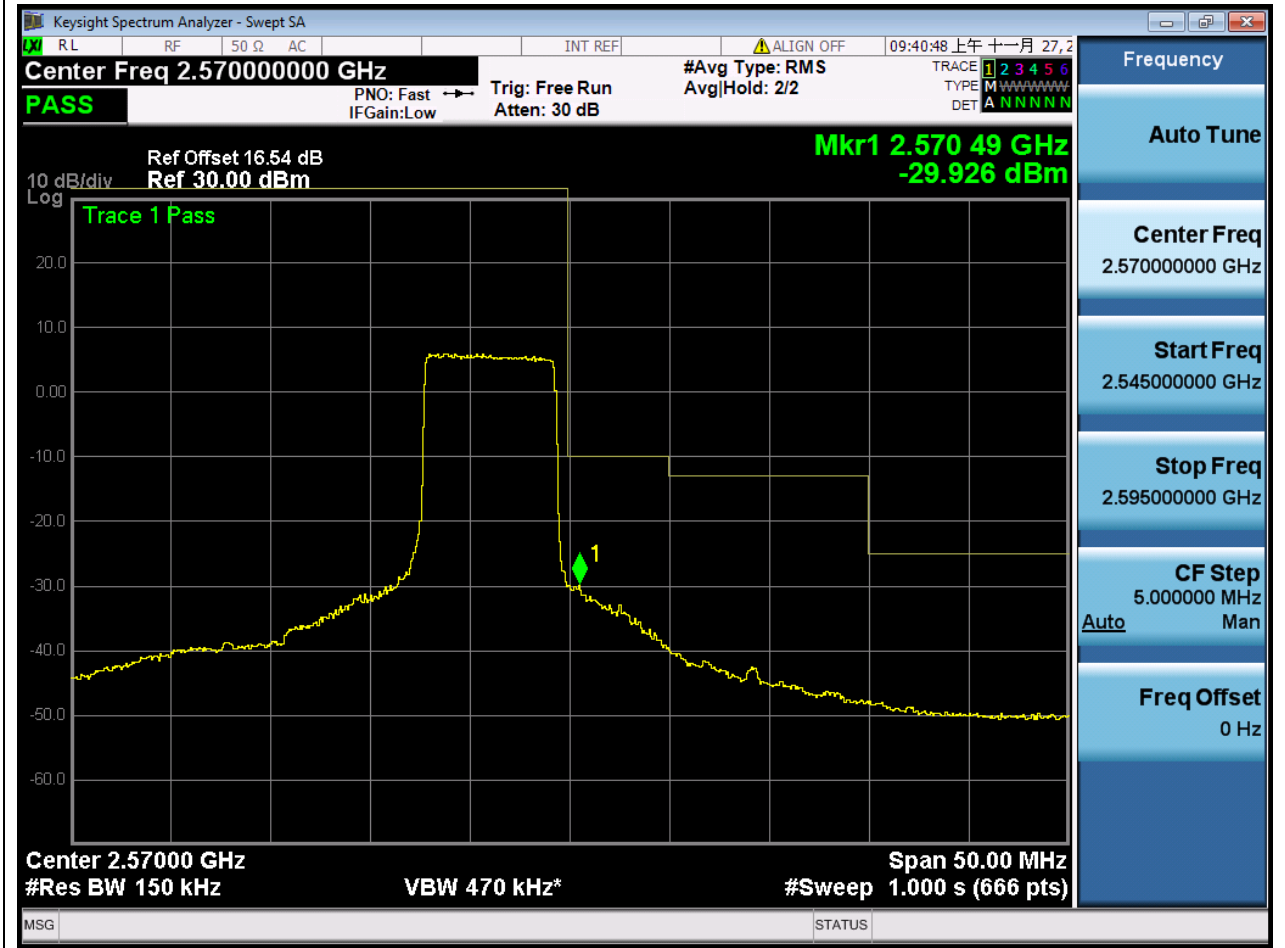
1.82. LTE Band Edge(NTNV)(Subtest:82, Channel:21375, Bandwidth:15, Modulation:16QAM, RB Number: 36, RB Position:MID)

| Center Frequency (MHz) | Span (MHz) | RBW (MHz) | Detector | Frequency (MHz) | Power (dBm) | Verdict | Sweep Point |
|------------------------|------------|-----------|----------|-----------------|-------------|---------|-------------|
| 2570 | 50 | 0.15 | RMS | 2585.301 | -48.91 | Pass | 666 |



1.83. LTE Band Edge(NTNV)(Subtest:83, Channel:21375, Bandwidth:15, Modulation:16QAM, RB Number: 36, RB Position:HIGH)

| Center Frequency (MHz) | Span (MHz) | RBW (MHz) | Detector | Frequency (MHz) | Power (dBm) | Verdict | Sweep Point |
|------------------------|------------|-----------|----------|-----------------|-------------|---------|-------------|
| 2570 | 50 | 0.15 | RMS | 2570.489 | -29.93 | Pass | 666 |



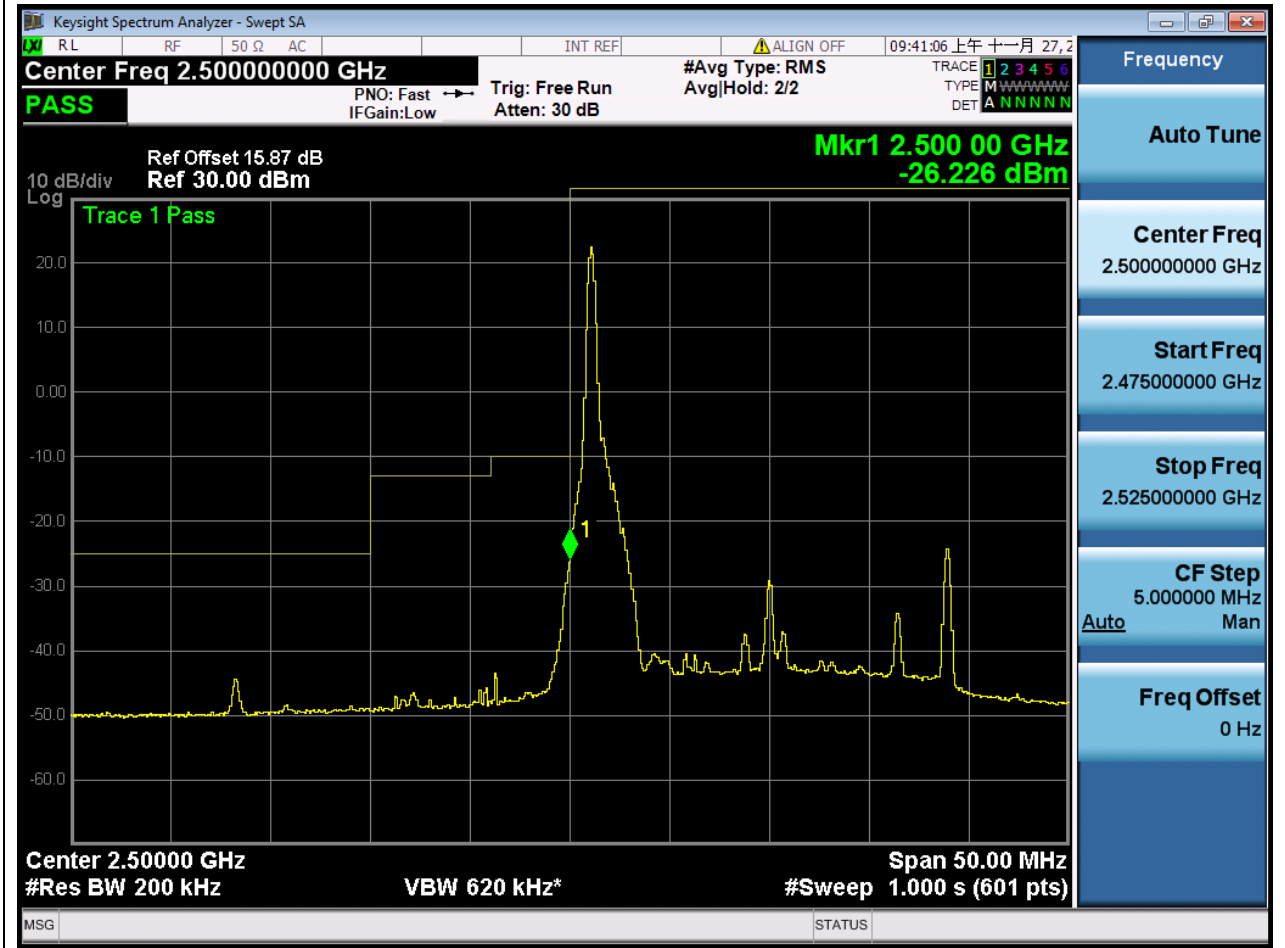
1.84. LTE Band Edge(NTNV)(Subtest:84, Channel:21375, Bandwidth:15, Modulation:16QAM, RB Number: 75, RB Position:LOW)

| Center Frequency (MHz) | Span (MHz) | RBW (MHz) | Detector | Frequency (MHz) | Power (dBm) | Verdict | Sweep Point |
|------------------------|------------|-----------|----------|-----------------|-------------|---------|-------------|
| 2570 | 50 | 0.15 | RMS | 2585.677 | -45.66 | Pass | 666 |



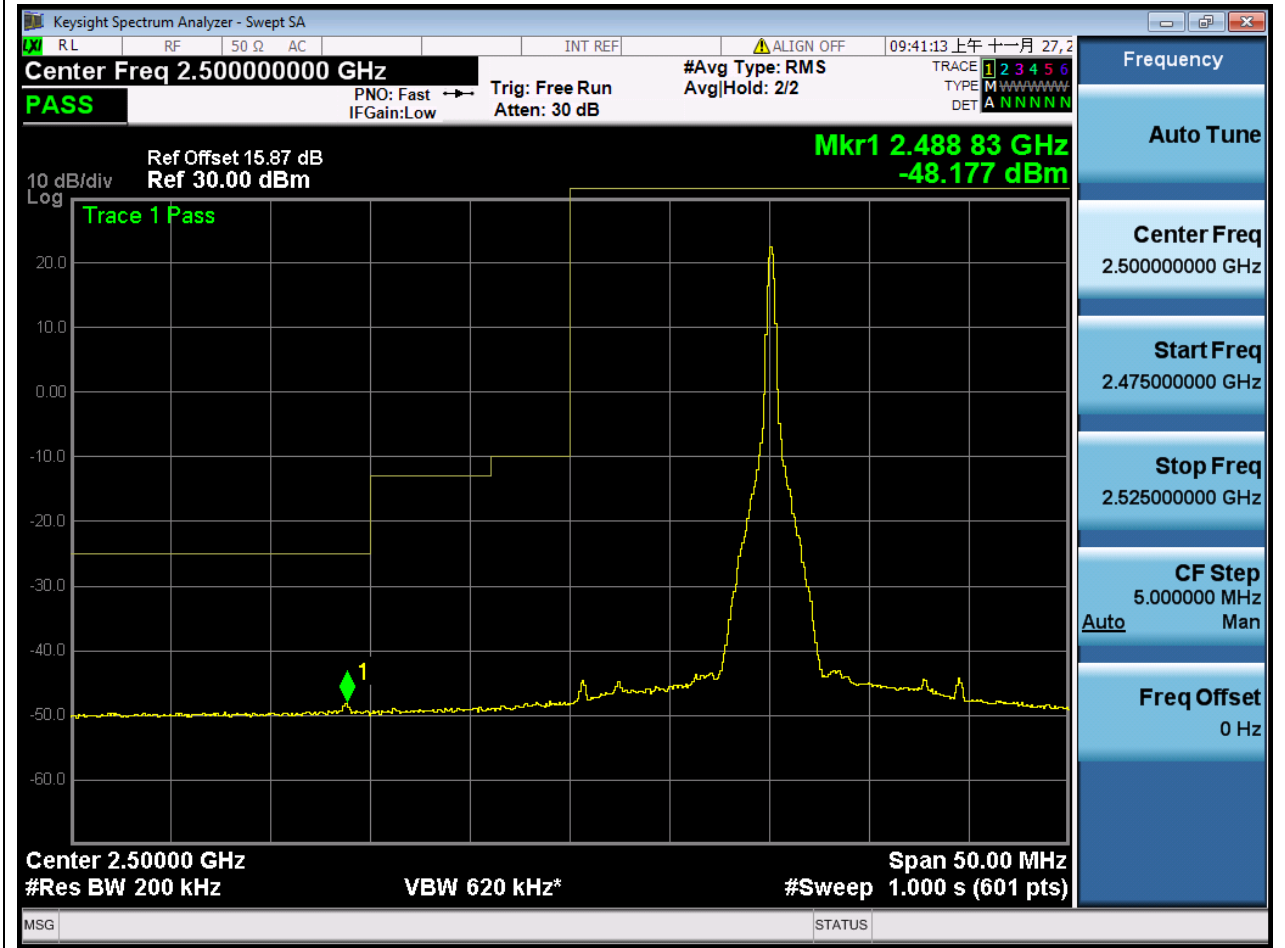
1.85. LTE Band Edge(NTNV)(Subtest:85, Channel:20850, Bandwidth:20, Modulation:QPSK, RB Number: 1, RB Position:LOW)

| Center Frequency (MHz) | Span (MHz) | RBW (MHz) | Detector | Frequency (MHz) | Power (dBm) | Verdict | Sweep Point |
|------------------------|------------|-----------|----------|-----------------|-------------|---------|-------------|
| 2500 | 50 | 0.2 | RMS | 2500 | -26.23 | Pass | 601 |



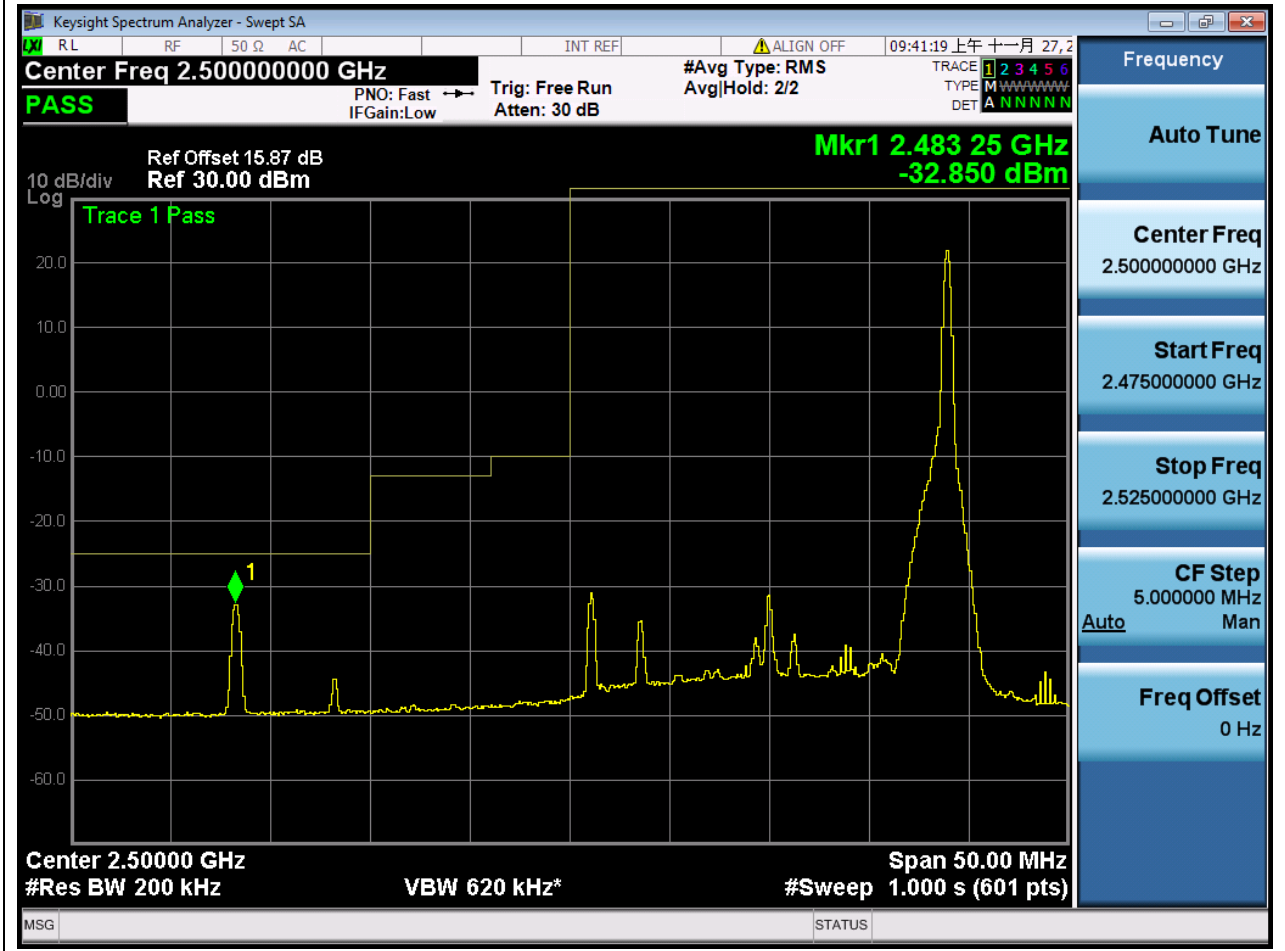
1.86. LTE Band Edge(NTNV)(Subtest:86, Channel:20850, Bandwidth:20, Modulation:QPSK, RB Number: 1, RB Position:MID)

| Center Frequency (MHz) | Span (MHz) | RBW (MHz) | Detector | Frequency (MHz) | Power (dBm) | Verdict | Sweep Point |
|------------------------|------------|-----------|----------|-----------------|-------------|---------|-------------|
| 2500 | 50 | 0.2 | RMS | 2488.833 | -48.18 | Pass | 601 |



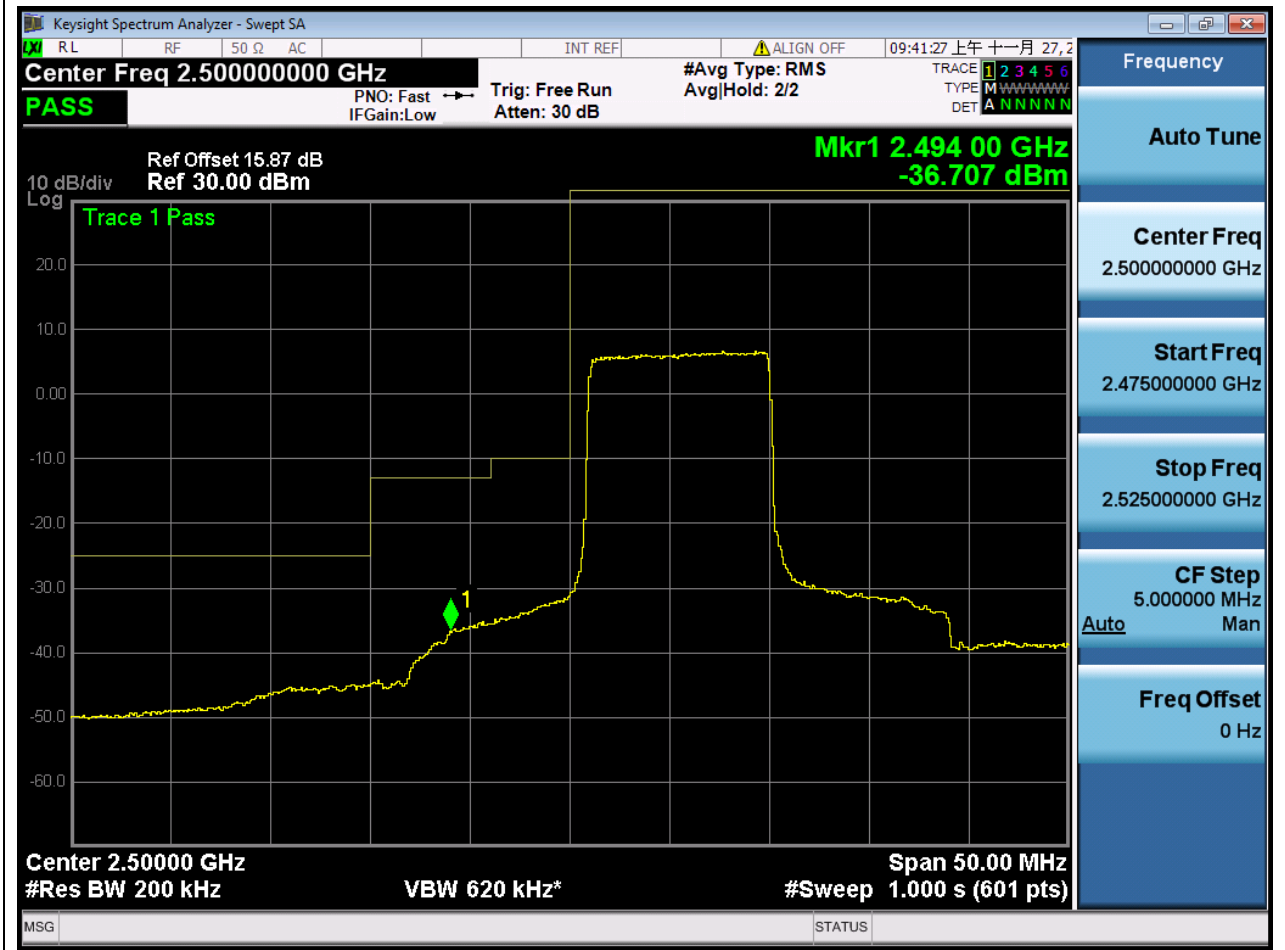
1.87. LTE Band Edge(NTNV)(Subtest:87, Channel:20850, Bandwidth:20, Modulation:QPSK, RB Number: 1, RB Position:HIGH)

| Center Frequency (MHz) | Span (MHz) | RBW (MHz) | Detector | Frequency (MHz) | Power (dBm) | Verdict | Sweep Point |
|------------------------|------------|-----------|----------|-----------------|-------------|---------|-------------|
| 2500 | 50 | 0.2 | RMS | 2483.25 | -32.85 | Pass | 601 |



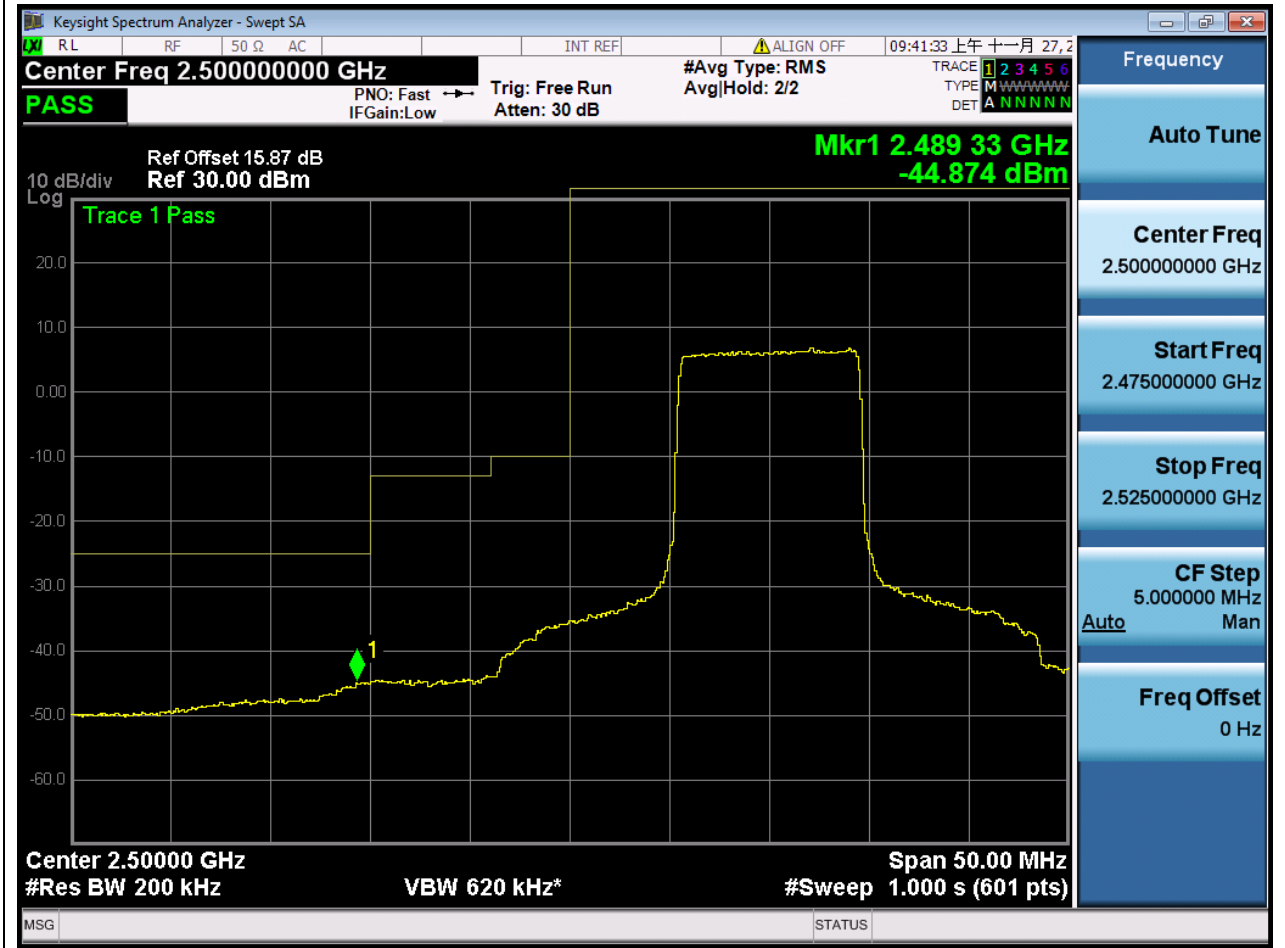
1.88. LTE Band Edge(NTNV)(Subtest:88, Channel:20850, Bandwidth:20, Modulation:QPSK, RB Number: 50, RB Position:LOW)

| Center Frequency (MHz) | Span (MHz) | RBW (MHz) | Detector | Frequency (MHz) | Power (dBm) | Verdict | Sweep Point |
|------------------------|------------|-----------|----------|-----------------|-------------|---------|-------------|
| 2500 | 50 | 0.2 | RMS | 2494 | -36.71 | Pass | 601 |



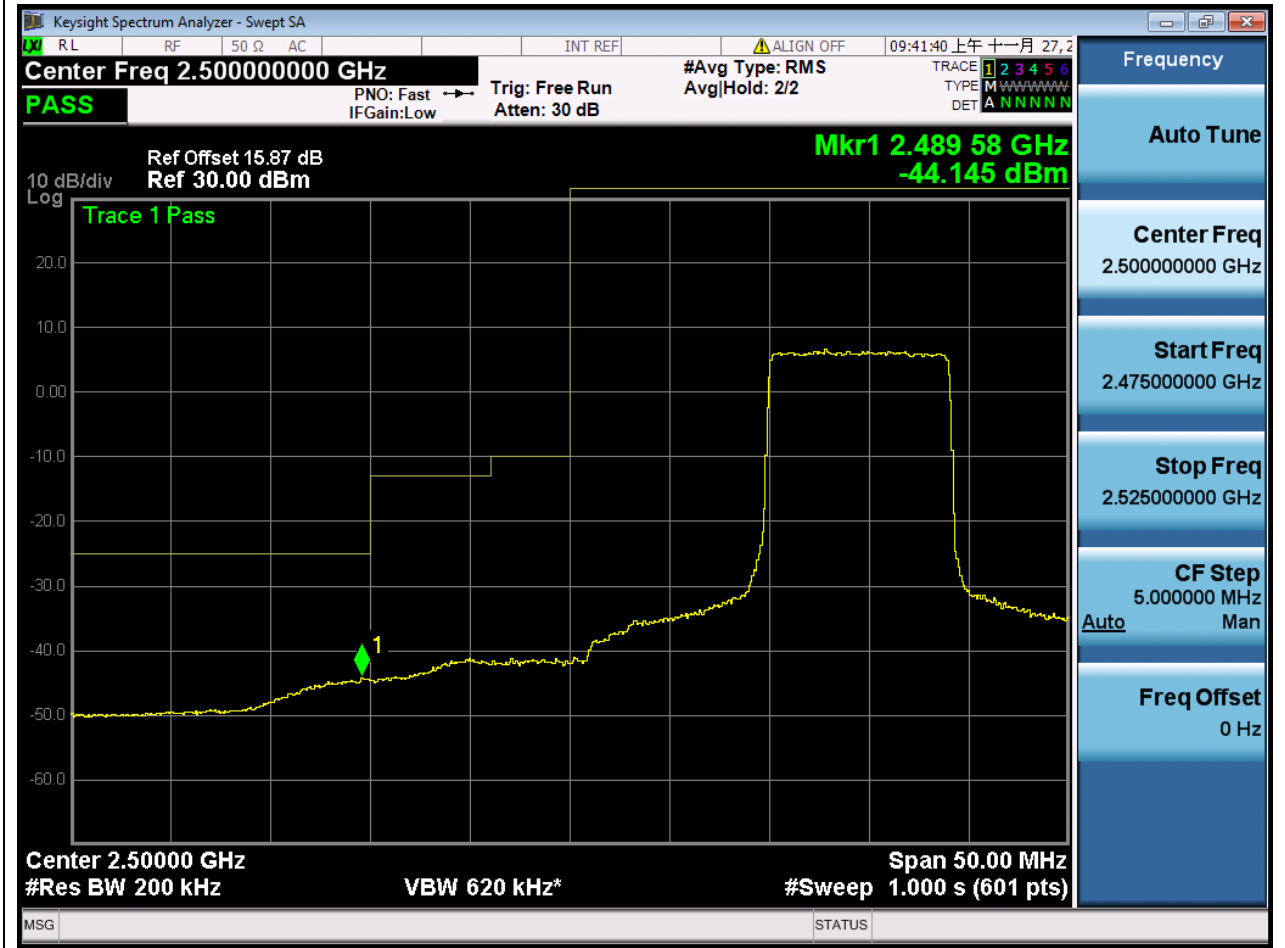
1.89. LTE Band Edge(NTNV)(Subtest:89, Channel:20850, Bandwidth:20, Modulation:QPSK, RB Number: 50, RB Position:MID)

| Center Frequency (MHz) | Span (MHz) | RBW (MHz) | Detector | Frequency (MHz) | Power (dBm) | Verdict | Sweep Point |
|------------------------|------------|-----------|----------|-----------------|-------------|---------|-------------|
| 2500 | 50 | 0.2 | RMS | 2489.333 | -44.87 | Pass | 601 |



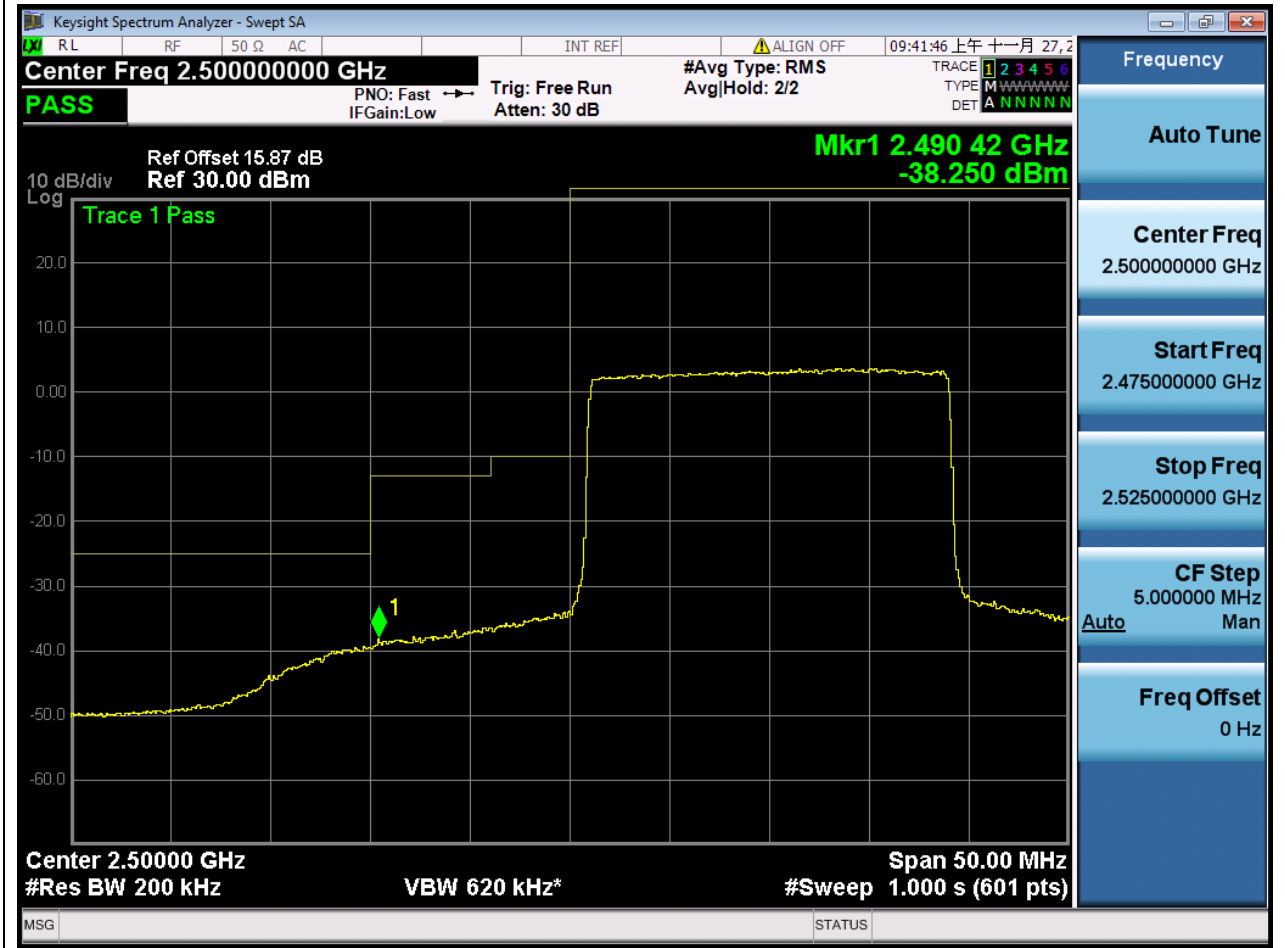
1.90. LTE Band Edge(NTNV)(Subtest:90, Channel:20850, Bandwidth:20, Modulation:QPSK, RB Number: 50, RB Position:HIGH)

| Center Frequency (MHz) | Span (MHz) | RBW (MHz) | Detector | Frequency (MHz) | Power (dBm) | Verdict | Sweep Point |
|------------------------|------------|-----------|----------|-----------------|-------------|---------|-------------|
| 2500 | 50 | 0.2 | RMS | 2489.583 | -44.15 | Pass | 601 |



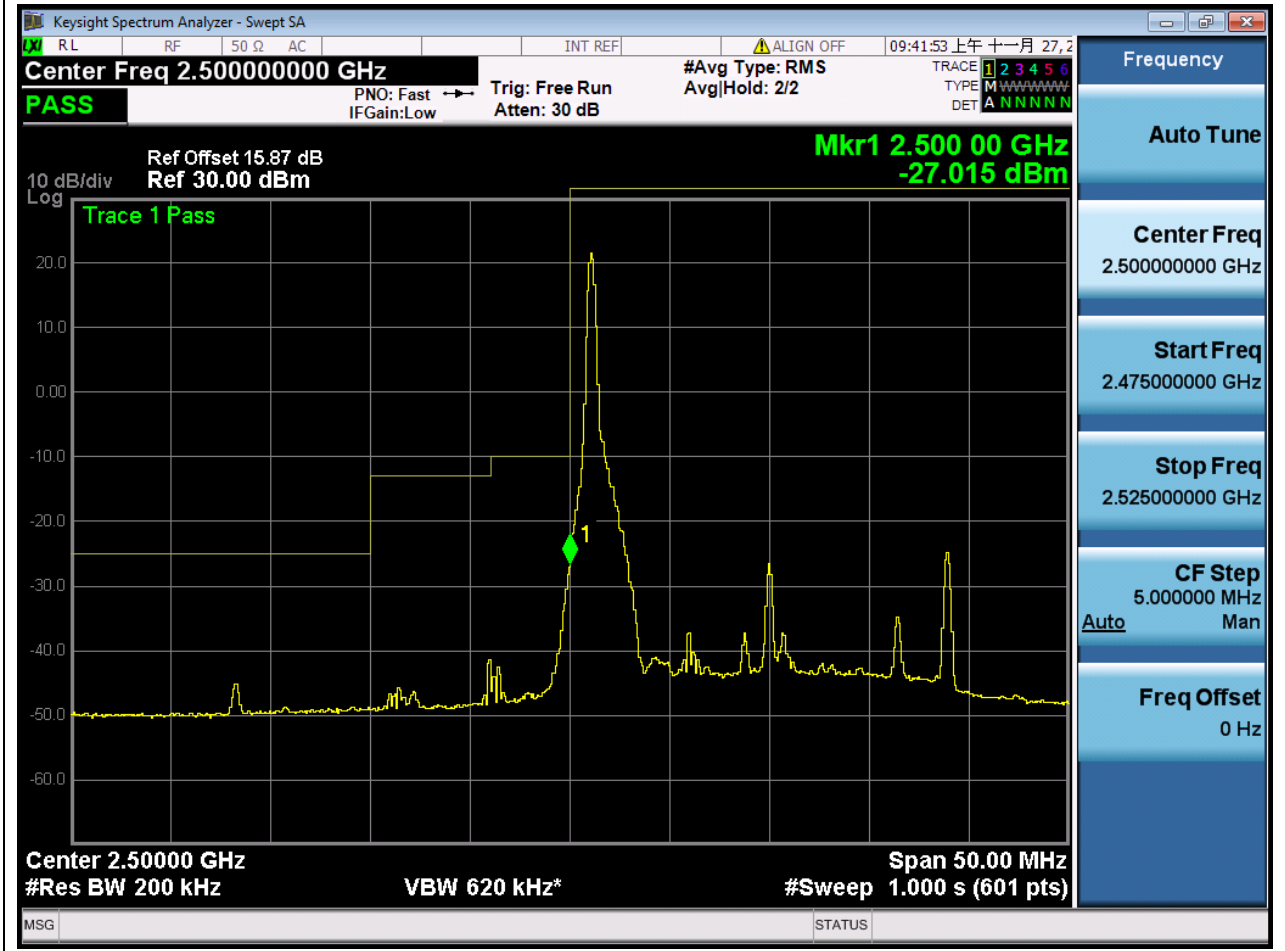
1.91. LTE Band Edge(NTNV)(Subtest:91, Channel:20850, Bandwidth:20, Modulation:QPSK, RB Number: 100, RB Position:LOW)

| Center Frequency (MHz) | Span (MHz) | RBW (MHz) | Detector | Frequency (MHz) | Power (dBm) | Verdict | Sweep Point |
|------------------------|------------|-----------|----------|-----------------|-------------|---------|-------------|
| 2500 | 50 | 0.2 | RMS | 2490.417 | -38.25 | Pass | 601 |



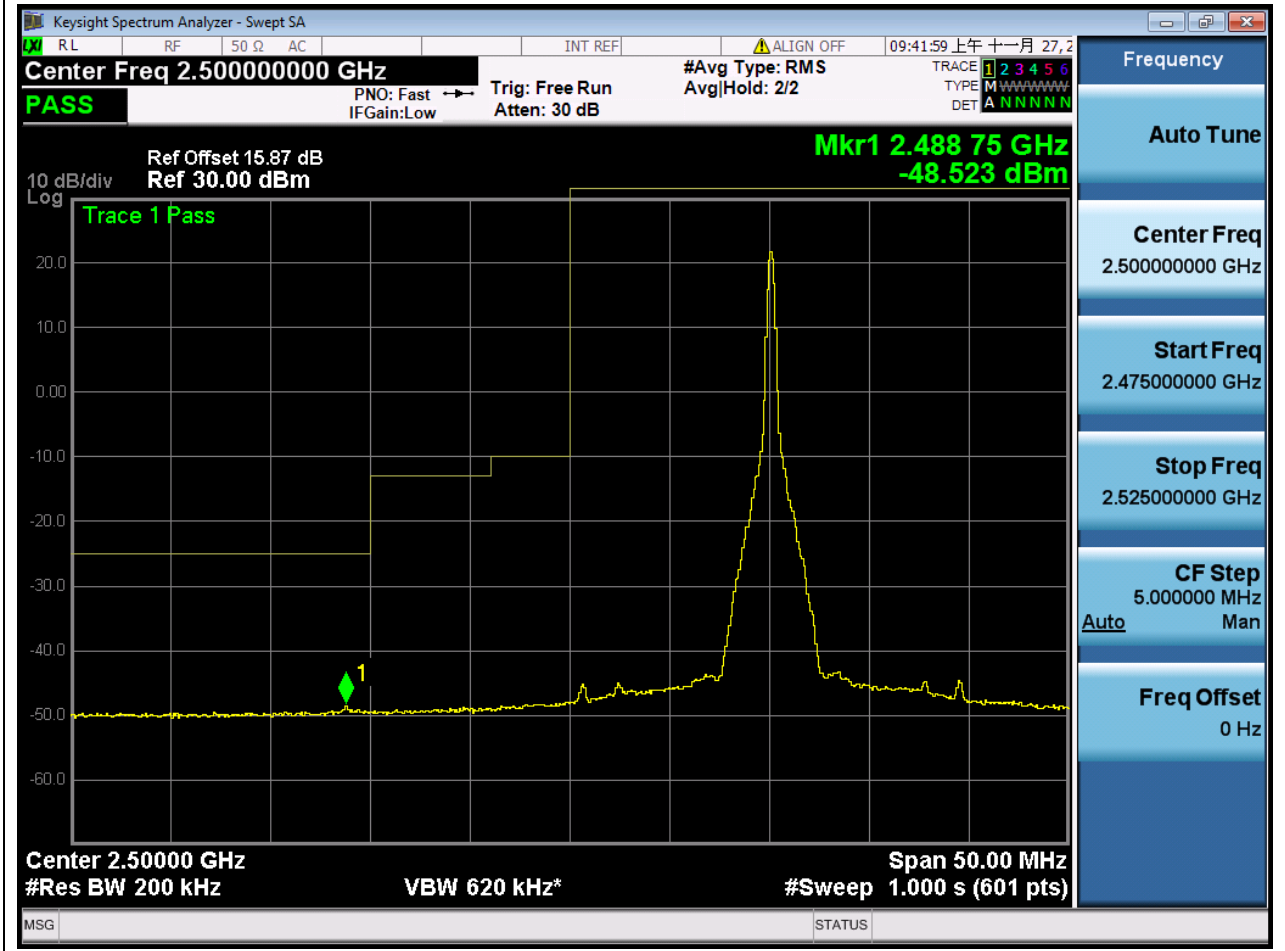
1.92. LTE Band Edge(NTNV)(Subtest:92, Channel:20850, Bandwidth:20, Modulation:16QAM, RB Number: 1, RB Position:LOW)

| Center Frequency (MHz) | Span (MHz) | RBW (MHz) | Detector | Frequency (MHz) | Power (dBm) | Verdict | Sweep Point |
|------------------------|------------|-----------|----------|-----------------|-------------|---------|-------------|
| 2500 | 50 | 0.2 | RMS | 2500 | -27.01 | Pass | 601 |



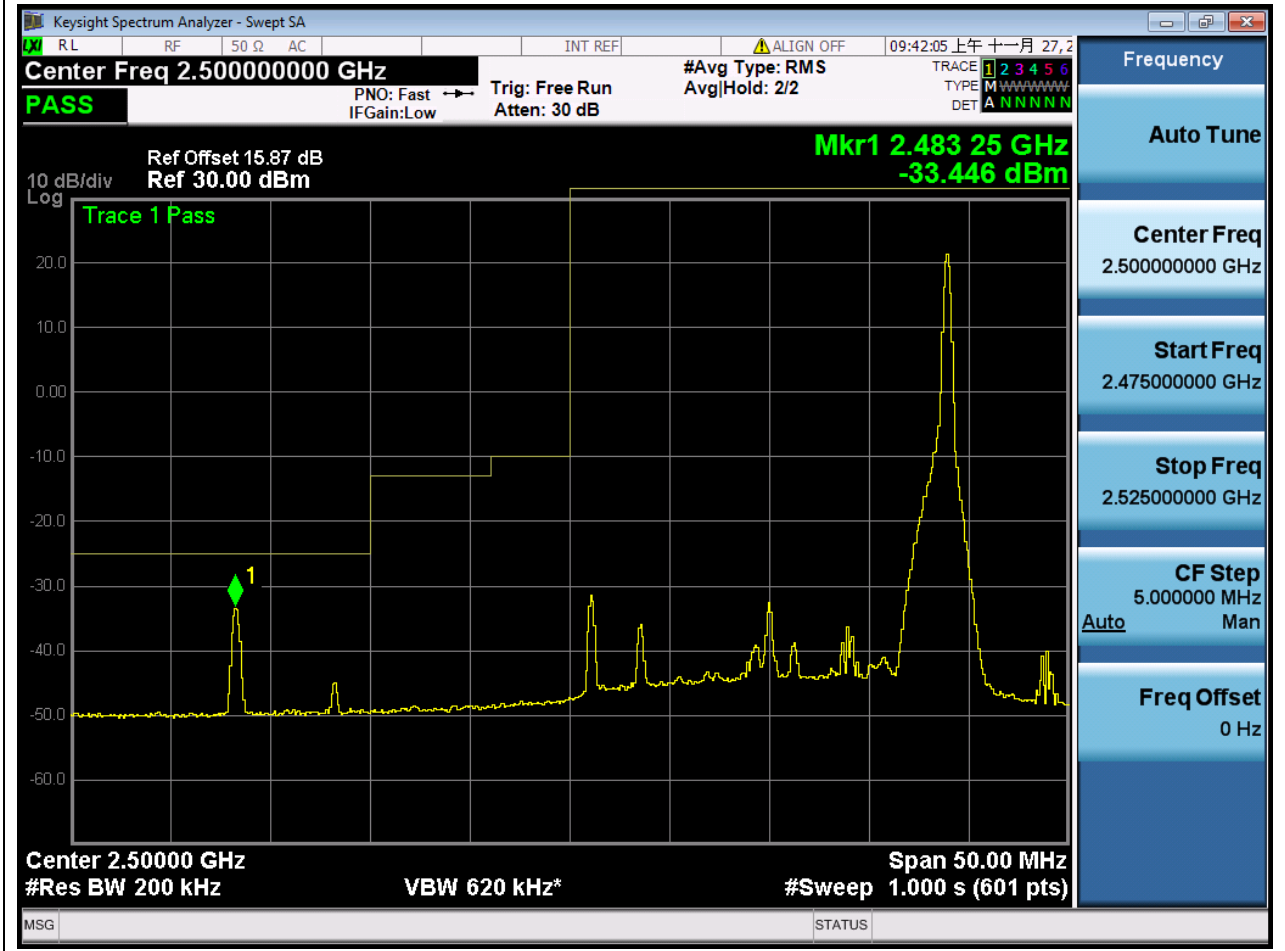
1.93. LTE Band Edge(NTNV)(Subtest:93, Channel:20850, Bandwidth:20, Modulation:16QAM, RB Number: 1, RB Position:MID)

| Center Frequency (MHz) | Span (MHz) | RBW (MHz) | Detector | Frequency (MHz) | Power (dBm) | Verdict | Sweep Point |
|------------------------|------------|-----------|----------|-----------------|-------------|---------|-------------|
| 2500 | 50 | 0.2 | RMS | 2488.75 | -48.52 | Pass | 601 |



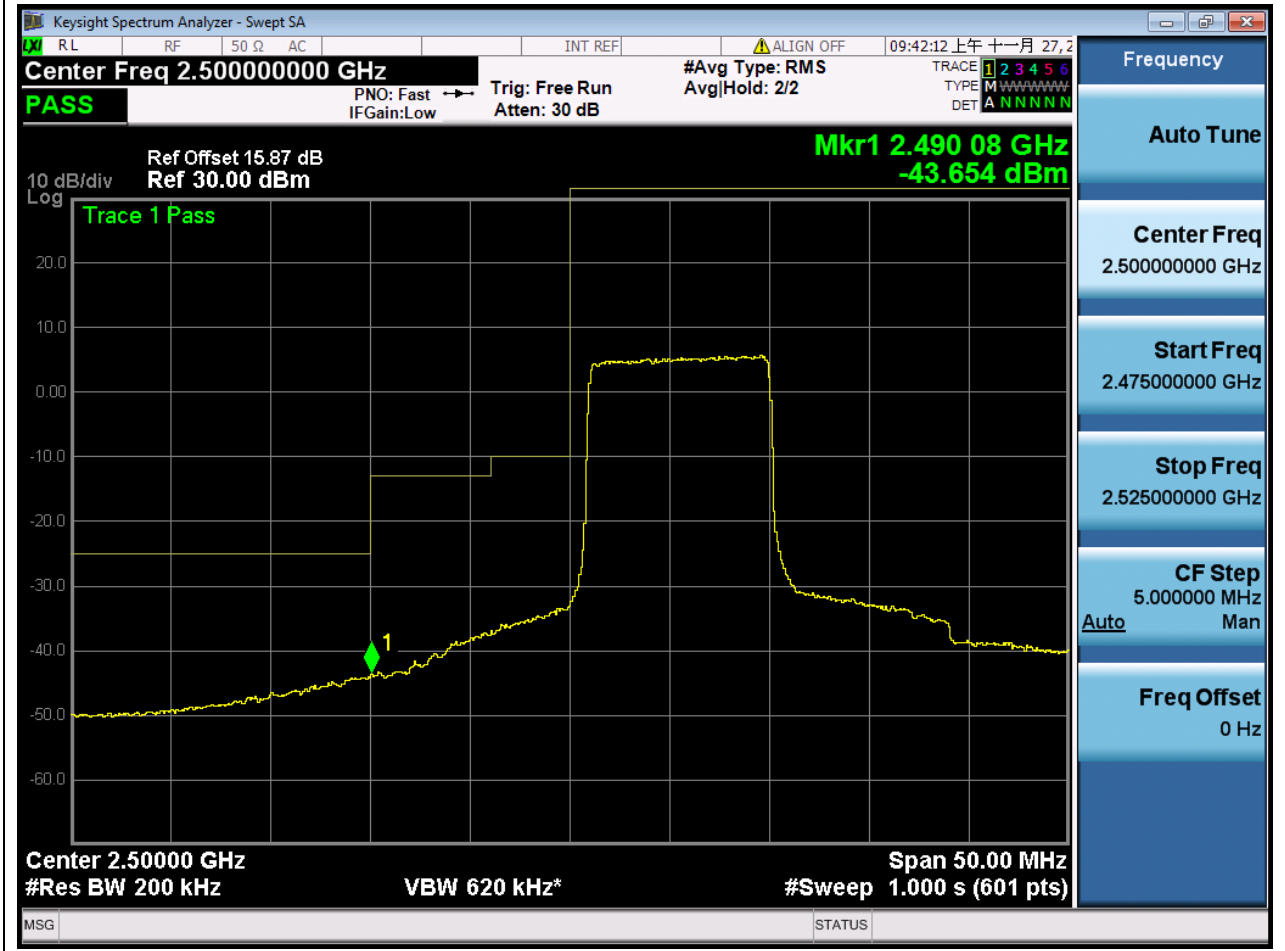
1.94. LTE Band Edge(NTNV)(Subtest:94, Channel:20850, Bandwidth:20, Modulation:16QAM, RB Number: 1, RB Position:HIGH)

| Center Frequency (MHz) | Span (MHz) | RBW (MHz) | Detector | Frequency (MHz) | Power (dBm) | Verdict | Sweep Point |
|------------------------|------------|-----------|----------|-----------------|-------------|---------|-------------|
| 2500 | 50 | 0.2 | RMS | 2483.25 | -33.45 | Pass | 601 |



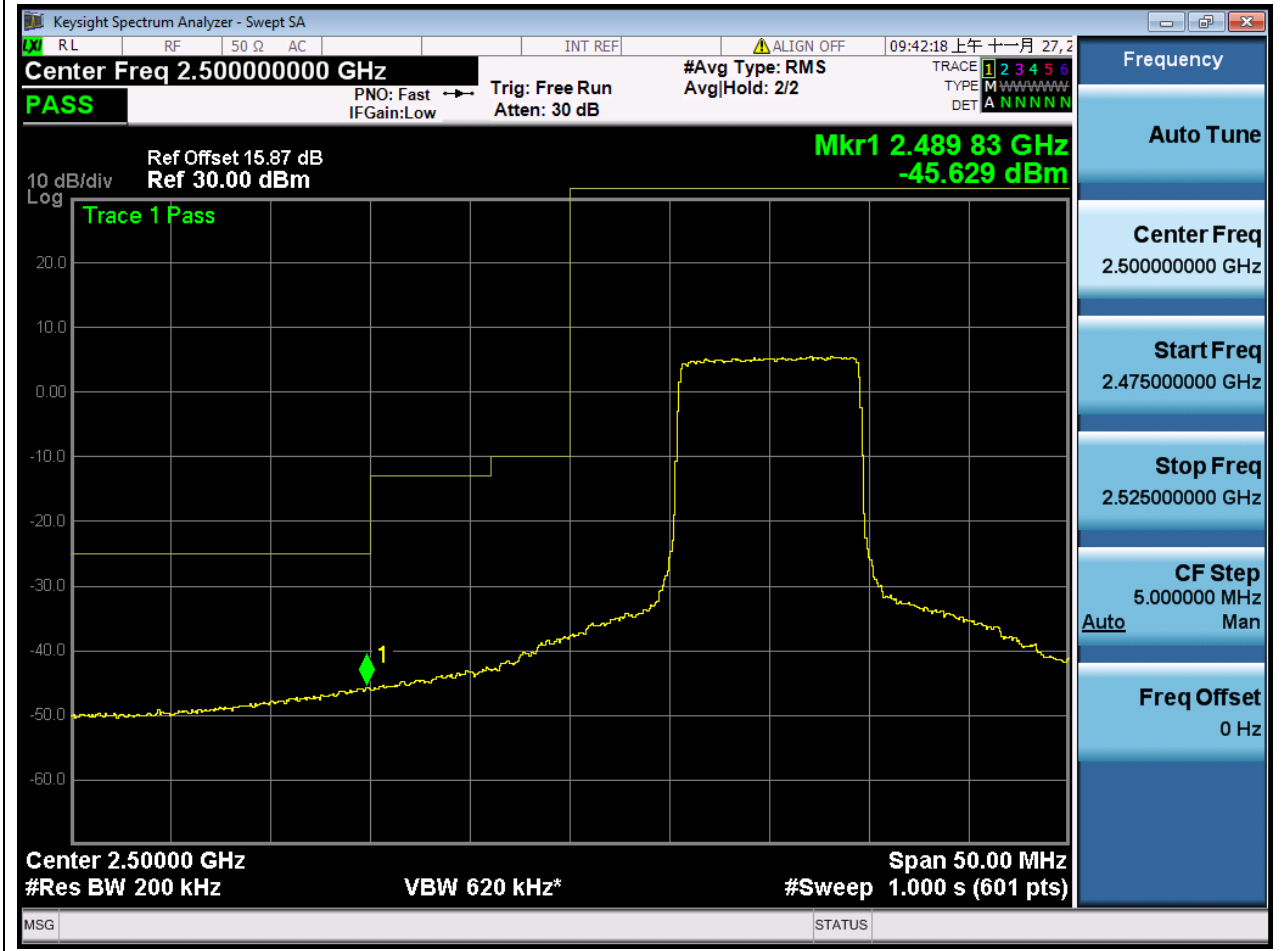
1.95. LTE Band Edge(NTNV)(Subtest:95, Channel:20850, Bandwidth:20, Modulation:16QAM, RB Number: 50, RB Position:LOW)

| Center Frequency (MHz) | Span (MHz) | RBW (MHz) | Detector | Frequency (MHz) | Power (dBm) | Verdict | Sweep Point |
|------------------------|------------|-----------|----------|-----------------|-------------|---------|-------------|
| 2500 | 50 | 0.2 | RMS | 2490.083 | -43.65 | Pass | 601 |



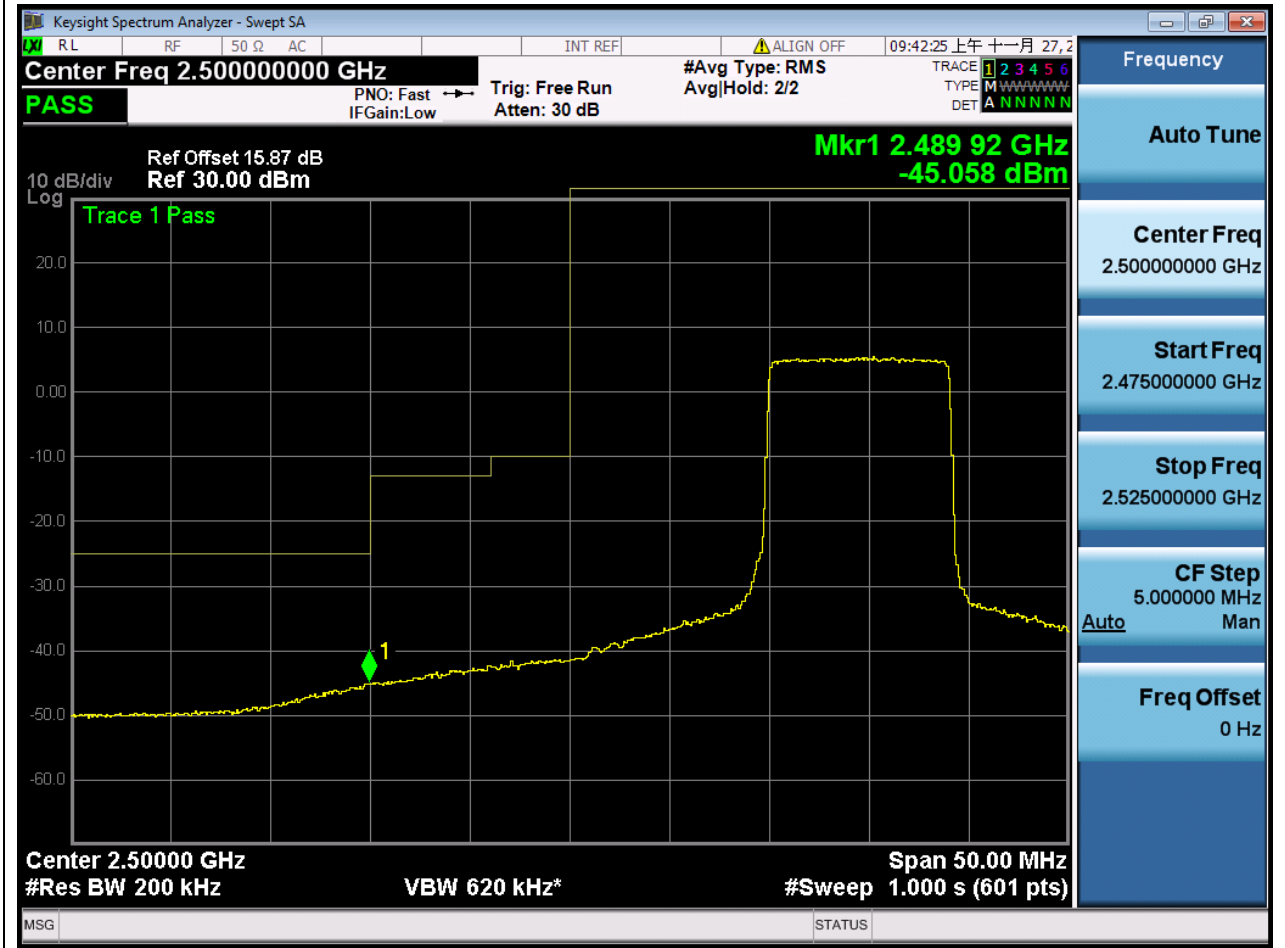
1.96. LTE Band Edge(NTNV)(Subtest:96, Channel:20850, Bandwidth:20, Modulation:16QAM, RB Number: 50, RB Position:MID)

| Center Frequency (MHz) | Span (MHz) | RBW (MHz) | Detector | Frequency (MHz) | Power (dBm) | Verdict | Sweep Point |
|------------------------|------------|-----------|----------|-----------------|-------------|---------|-------------|
| 2500 | 50 | 0.2 | RMS | 2489.833 | -45.63 | Pass | 601 |



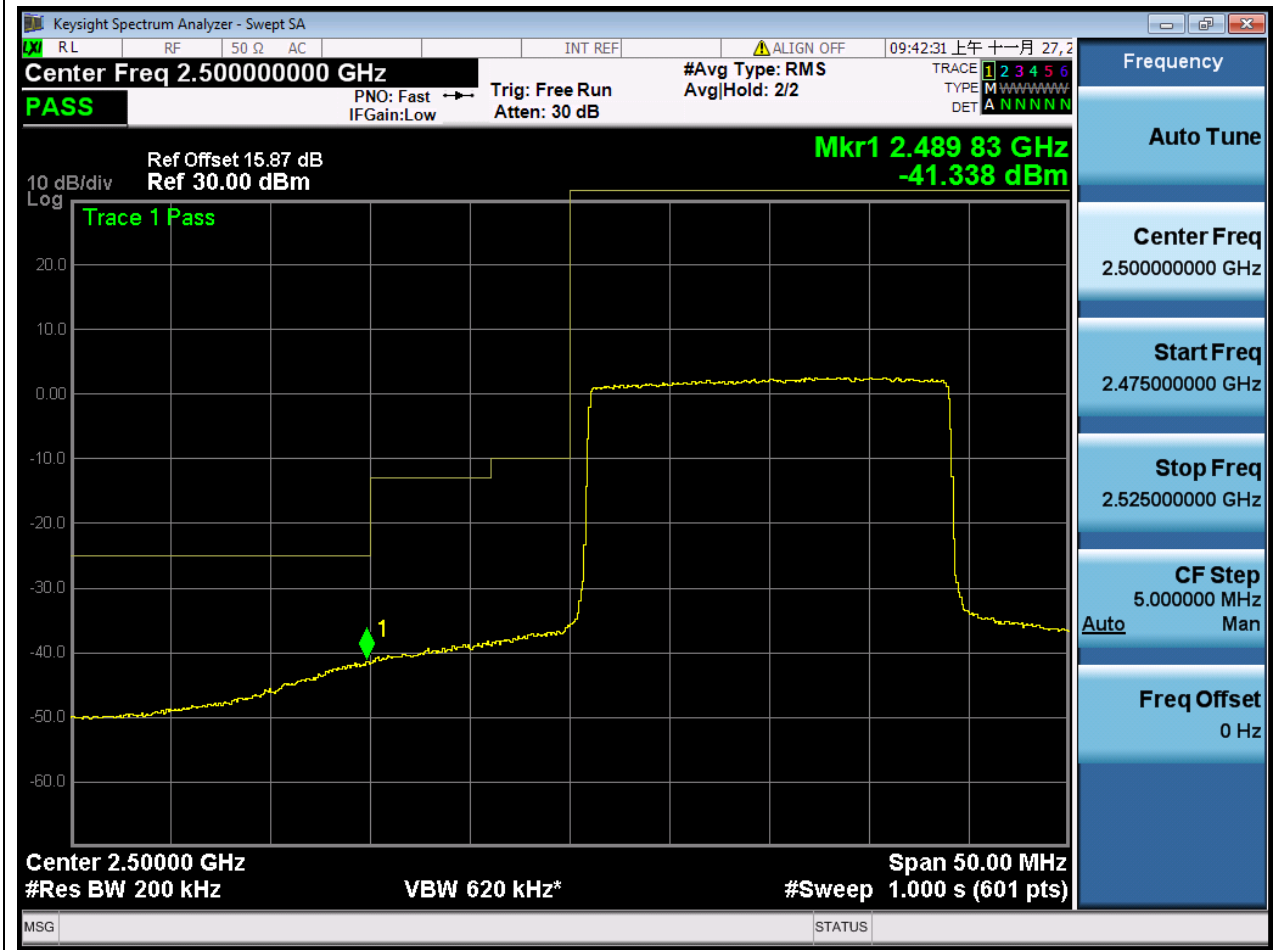
1.97. LTE Band Edge(NTNV)(Subtest:97, Channel:20850, Bandwidth:20, Modulation:16QAM, RB Number: 50, RB Position:HIGH)

| Center Frequency (MHz) | Span (MHz) | RBW (MHz) | Detector | Frequency (MHz) | Power (dBm) | Verdict | Sweep Point |
|------------------------|------------|-----------|----------|-----------------|-------------|---------|-------------|
| 2500 | 50 | 0.2 | RMS | 2489.917 | -45.06 | Pass | 601 |



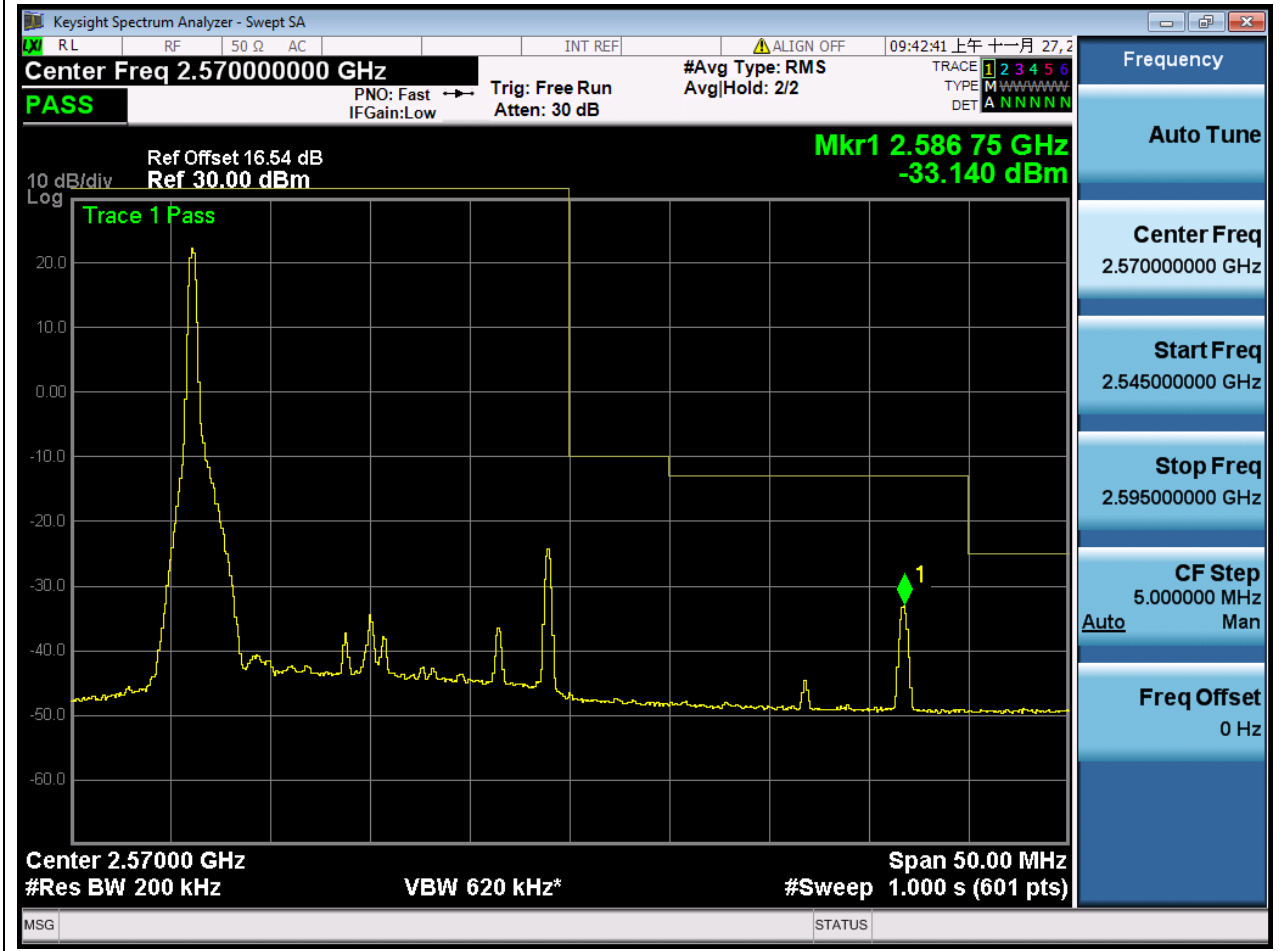
1.98. LTE Band Edge(NTNV)(Subtest:98, Channel:20850, Bandwidth:20, Modulation:16QAM, RB Number: 100, RB Position:LOW)

| Center Frequency (MHz) | Span (MHz) | RBW (MHz) | Detector | Frequency (MHz) | Power (dBm) | Verdict | Sweep Point |
|------------------------|------------|-----------|----------|-----------------|-------------|---------|-------------|
| 2500 | 50 | 0.2 | RMS | 2489.833 | -41.34 | Pass | 601 |



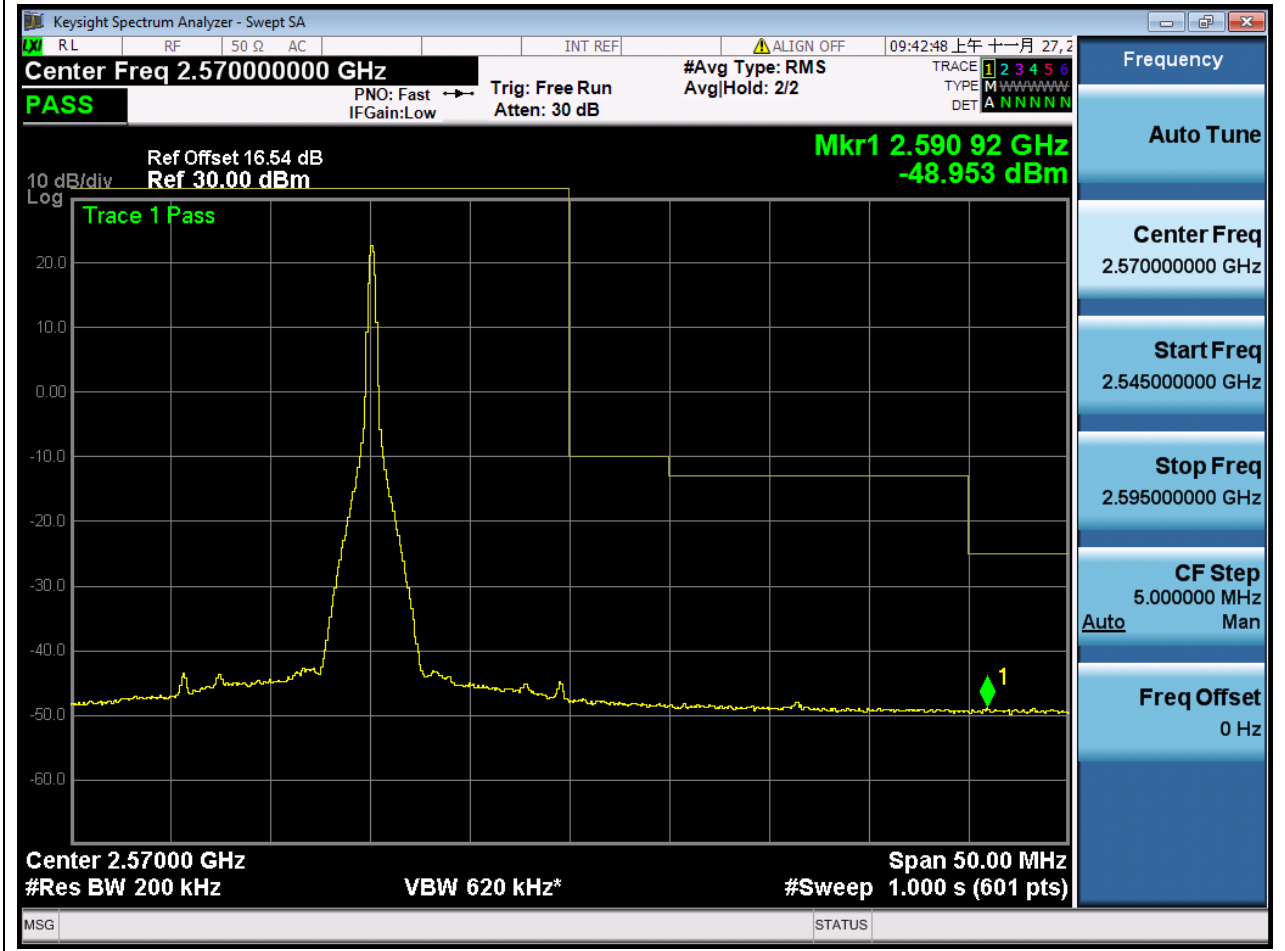
1.99. LTE Band Edge(NTNV)(Subtest:99, Channel:21350, Bandwidth:20, Modulation:QPSK, RB Number: 1, RB Position:LOW)

| Center Frequency (MHz) | Span (MHz) | RBW (MHz) | Detector | Frequency (MHz) | Power (dBm) | Verdict | Sweep Point |
|------------------------|------------|-----------|----------|-----------------|-------------|---------|-------------|
| 2570 | 50 | 0.2 | RMS | 2586.75 | -33.14 | Pass | 601 |



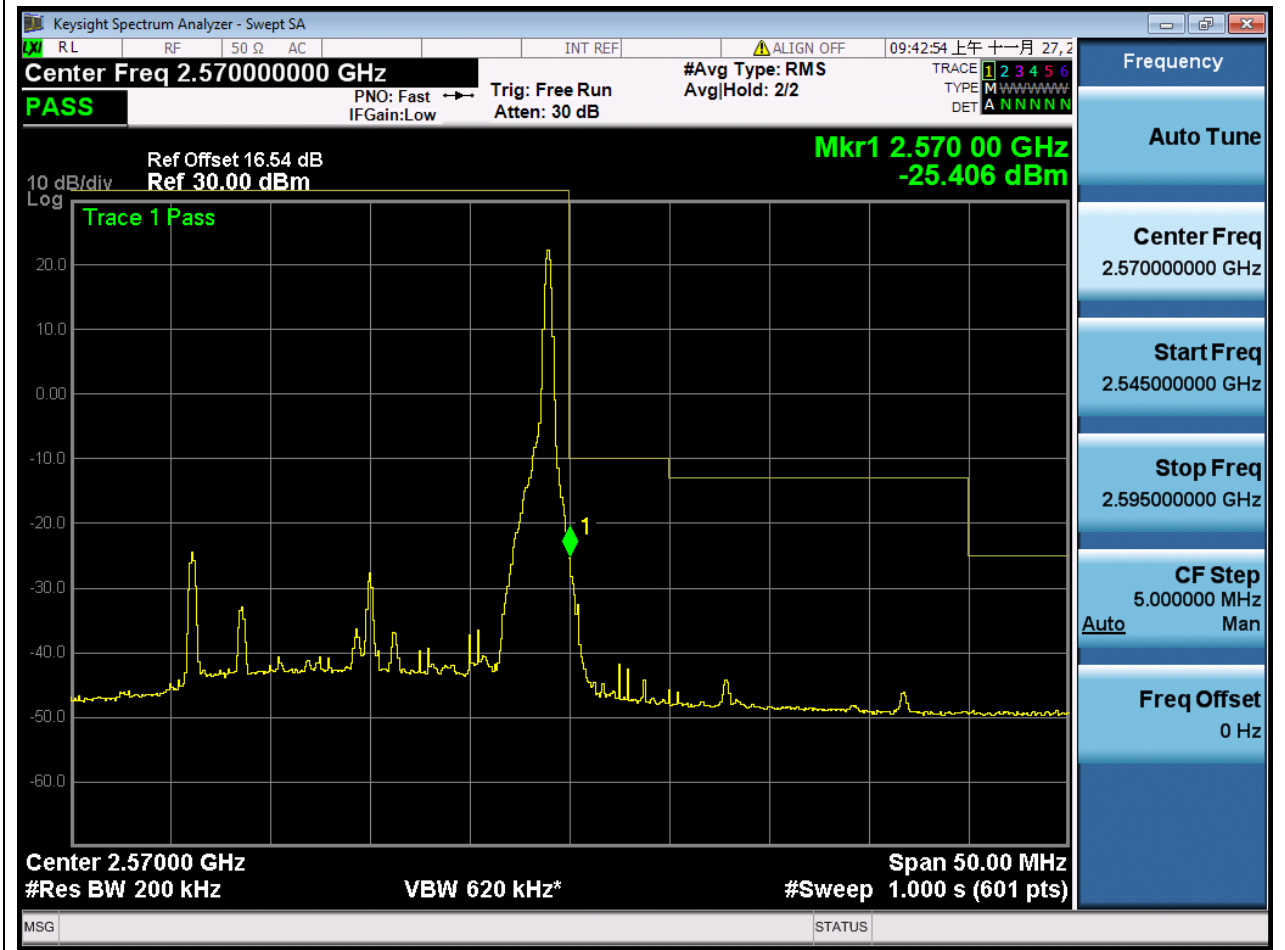
1.100. LTE Band Edge(NTNV)(Subtest:100, Channel:21350, Bandwidth:20, Modulation:QPSK, RB Number: 1, RB Position:MID)

| Center Frequency (MHz) | Span (MHz) | RBW (MHz) | Detector | Frequency (MHz) | Power (dBm) | Verdict | Sweep Point |
|------------------------|------------|-----------|----------|-----------------|-------------|---------|-------------|
| 2570 | 50 | 0.2 | RMS | 2590.917 | -48.95 | Pass | 601 |



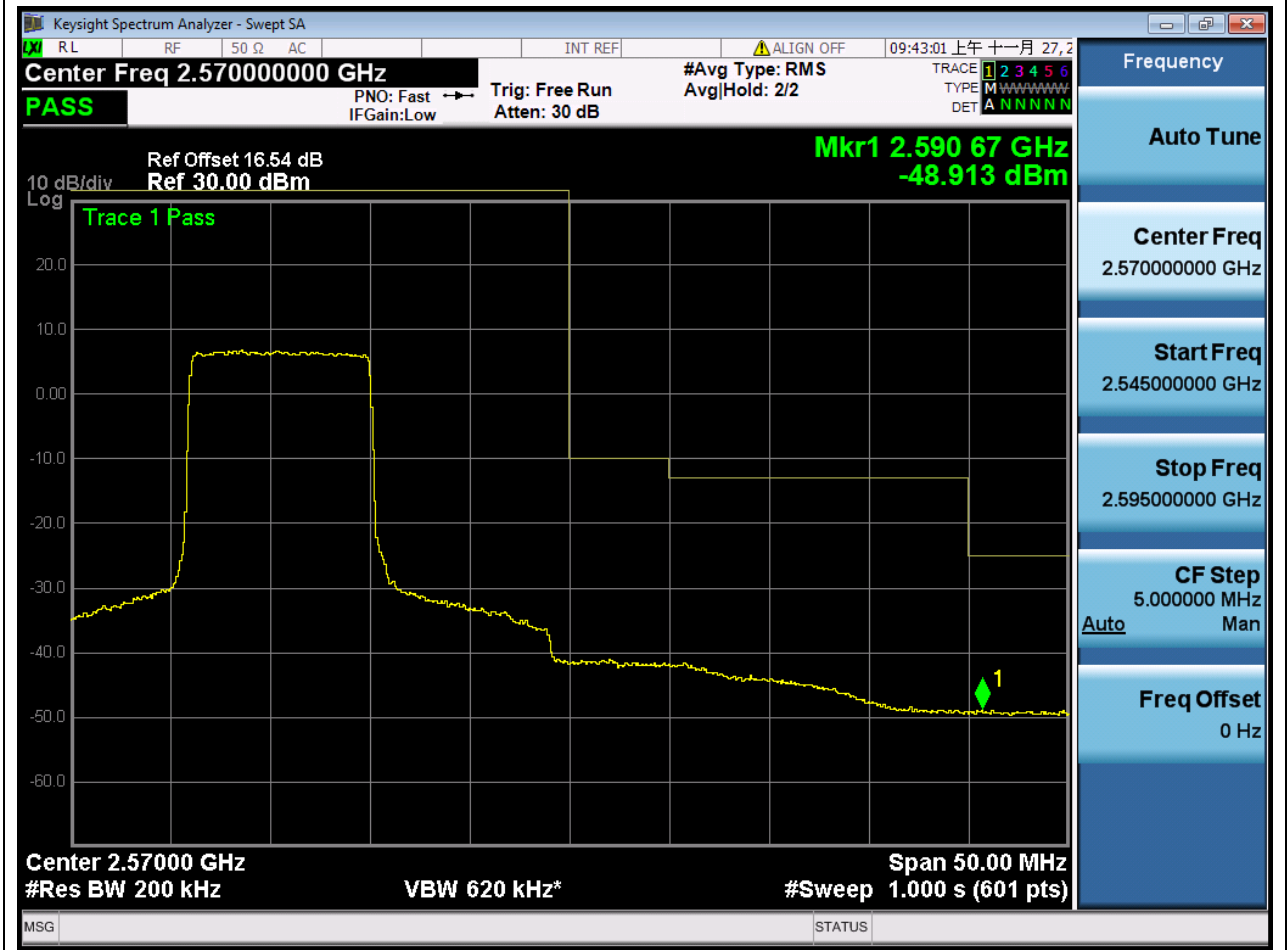
1.101. LTE Band Edge(NTNV)(Subtest:101, Channel:21350, Bandwidth:20, Modulation:QPSK, RB Number: 1, RB Position:HIGH)

| Center Frequency (MHz) | Span (MHz) | RBW (MHz) | Detector | Frequency (MHz) | Power (dBm) | Verdict | Sweep Point |
|------------------------|------------|-----------|----------|-----------------|-------------|---------|-------------|
| 2570 | 50 | 0.2 | RMS | 2570 | -25.41 | Pass | 601 |



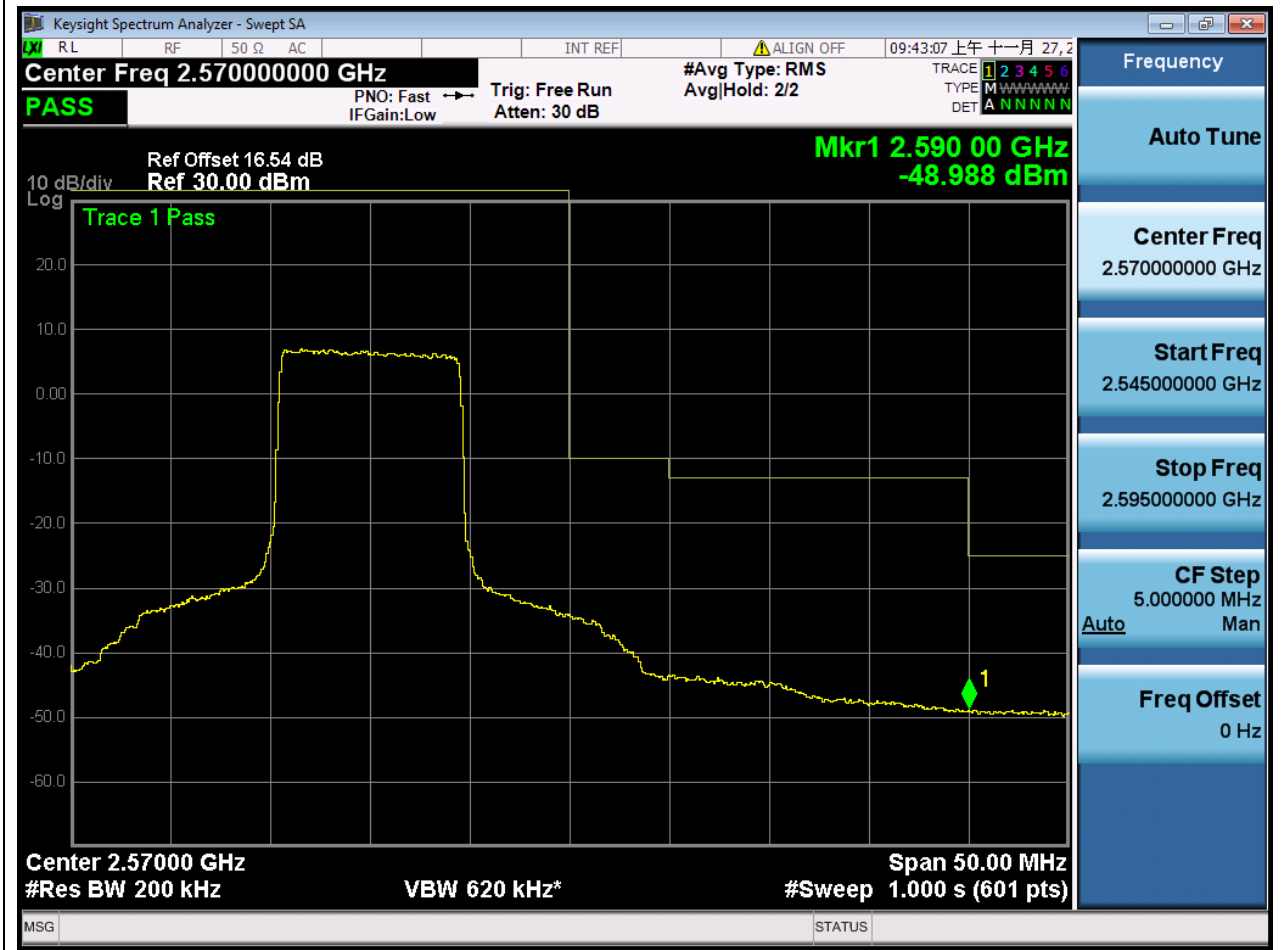
1.102. LTE Band Edge(NTNV)(Subtest:102, Channel:21350, Bandwidth:20, Modulation:QPSK, RB Number: 50, RB Position:LOW)

| Center Frequency (MHz) | Span (MHz) | RBW (MHz) | Detector | Frequency (MHz) | Power (dBm) | Verdict | Sweep Point |
|------------------------|------------|-----------|----------|-----------------|-------------|---------|-------------|
| 2570 | 50 | 0.2 | RMS | 2590.667 | -48.91 | Pass | 601 |



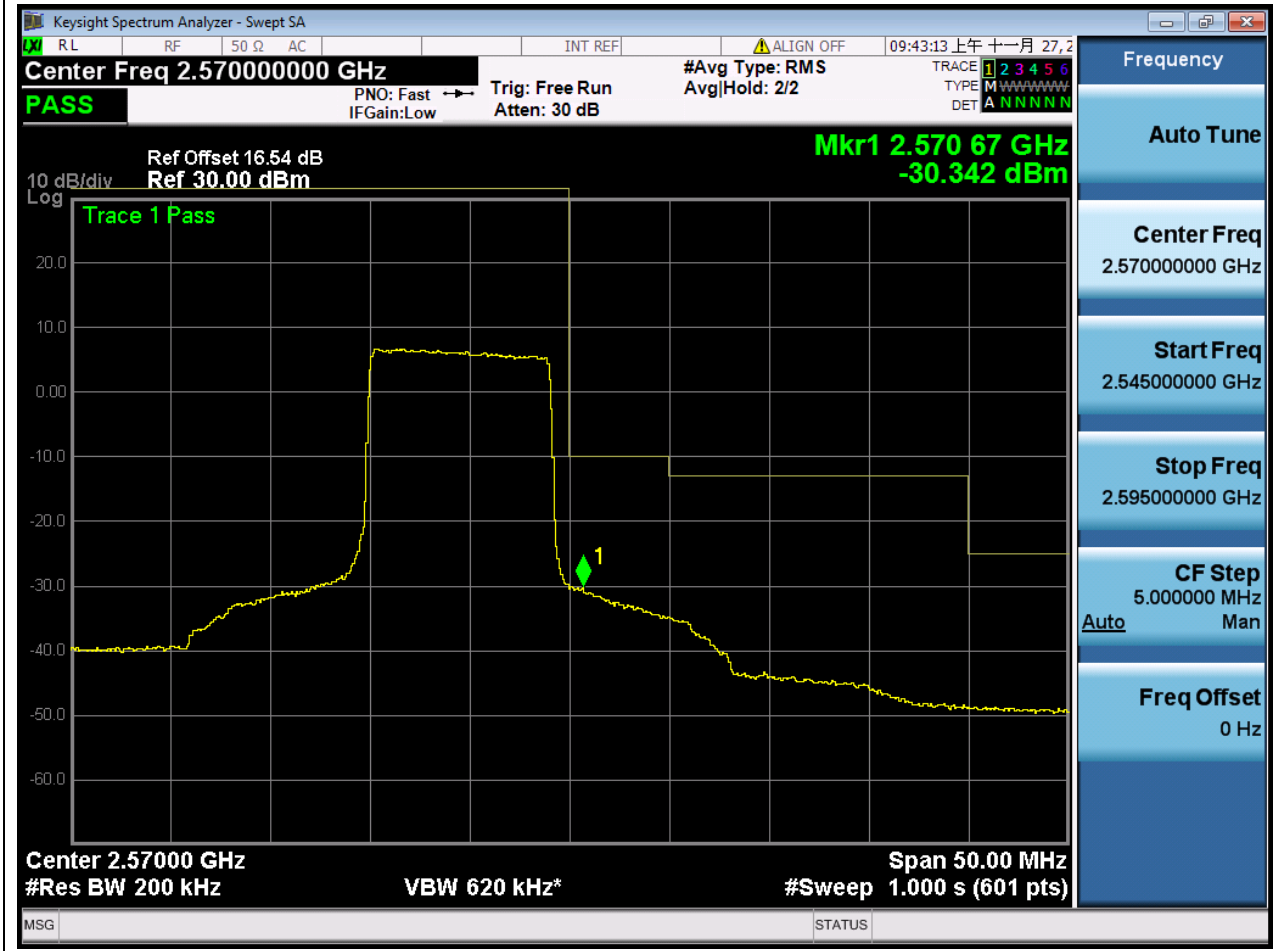
1.103. LTE Band Edge(NTNV)(Subtest:103, Channel:21350, Bandwidth:20, Modulation:QPSK, RB Number: 50, RB Position:MID)

| Center Frequency (MHz) | Span (MHz) | RBW (MHz) | Detector | Frequency (MHz) | Power (dBm) | Verdict | Sweep Point |
|------------------------|------------|-----------|----------|-----------------|-------------|---------|-------------|
| 2570 | 50 | 0.2 | RMS | 2590 | -48.99 | Pass | 601 |



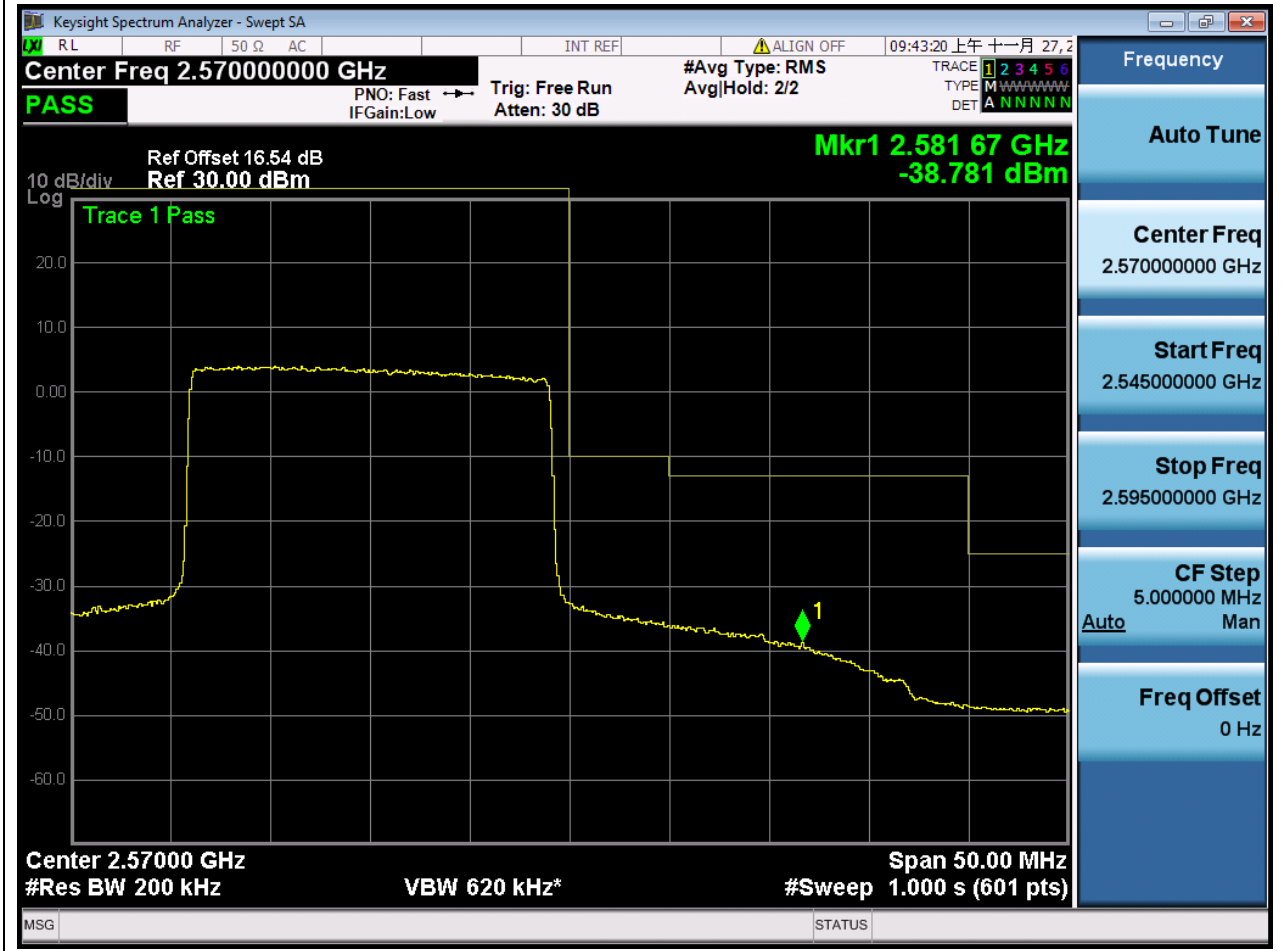
1.104. LTE Band Edge(NTNV)(Subtest:104, Channel:21350, Bandwidth:20, Modulation:QPSK, RB Number: 50, RB Position:HIGH)

| Center Frequency (MHz) | Span (MHz) | RBW (MHz) | Detector | Frequency (MHz) | Power (dBm) | Verdict | Sweep Point |
|------------------------|------------|-----------|----------|-----------------|-------------|---------|-------------|
| 2570 | 50 | 0.2 | RMS | 2570.667 | -30.34 | Pass | 601 |



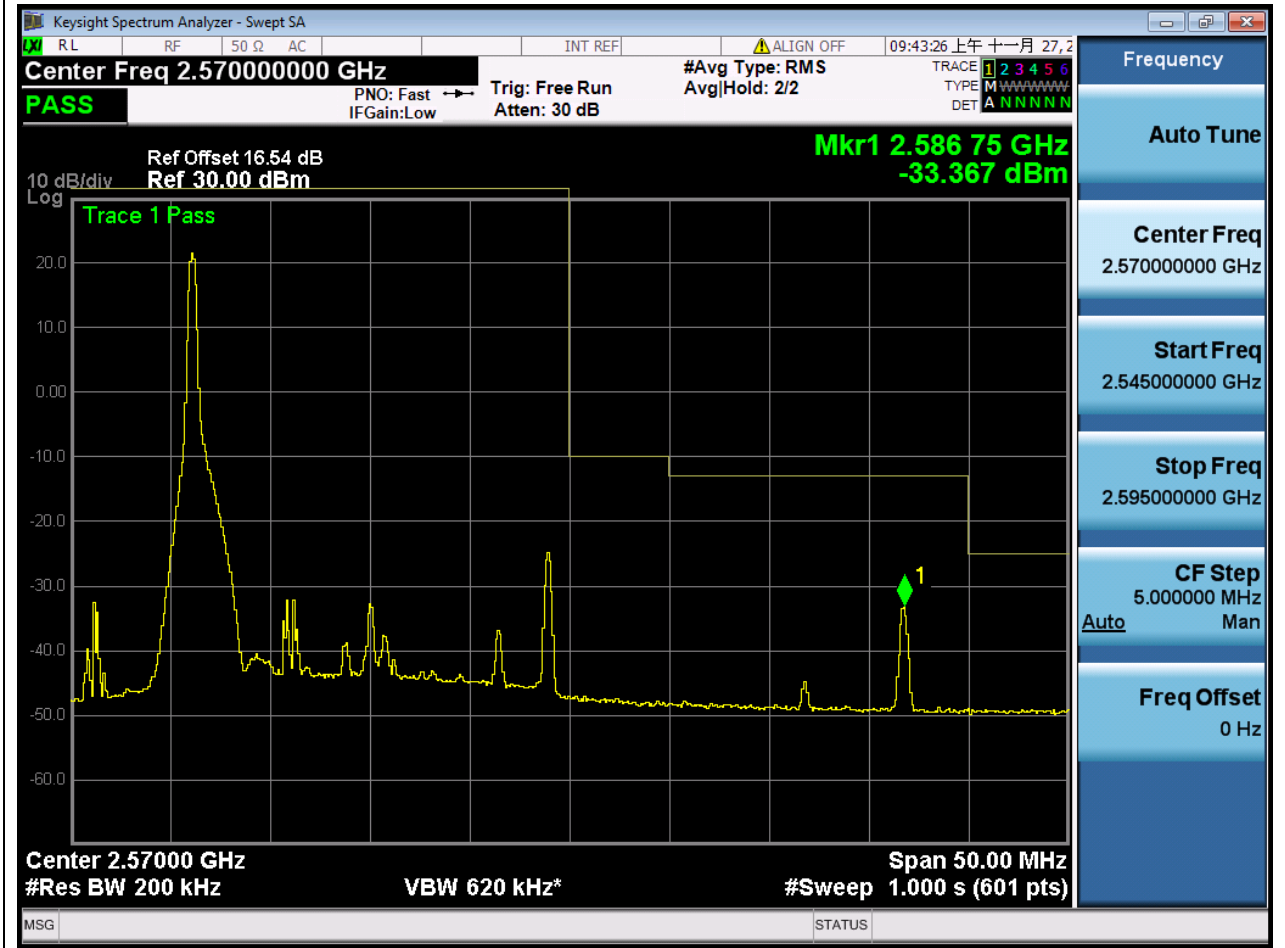
1.105. LTE Band Edge(NTNV)(Subtest:105, Channel:21350, Bandwidth:20, Modulation:QPSK, RB Number: 100, RB Position:LOW)

| Center Frequency (MHz) | Span (MHz) | RBW (MHz) | Detector | Frequency (MHz) | Power (dBm) | Verdict | Sweep Point |
|------------------------|------------|-----------|----------|-----------------|-------------|---------|-------------|
| 2570 | 50 | 0.2 | RMS | 2581.667 | -38.78 | Pass | 601 |



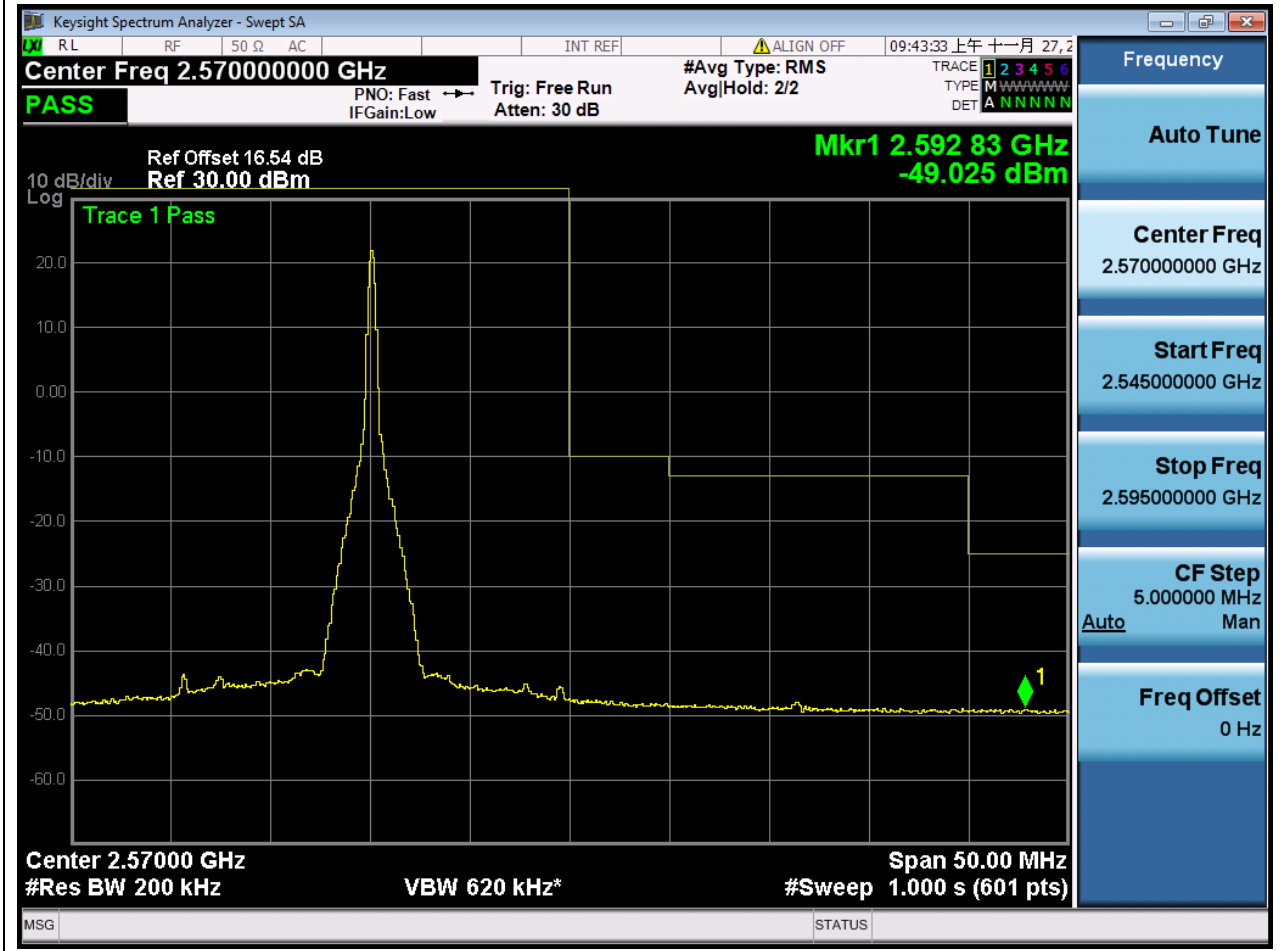
1.106. LTE Band Edge(NTNV)(Subtest:106, Channel:21350, Bandwidth:20, Modulation:16QAM, RB Number: 1, RB Position:LOW)

| Center Frequency (MHz) | Span (MHz) | RBW (MHz) | Detector | Frequency (MHz) | Power (dBm) | Verdict | Sweep Point |
|------------------------|------------|-----------|----------|-----------------|-------------|---------|-------------|
| 2570 | 50 | 0.2 | RMS | 2586.75 | -33.37 | Pass | 601 |



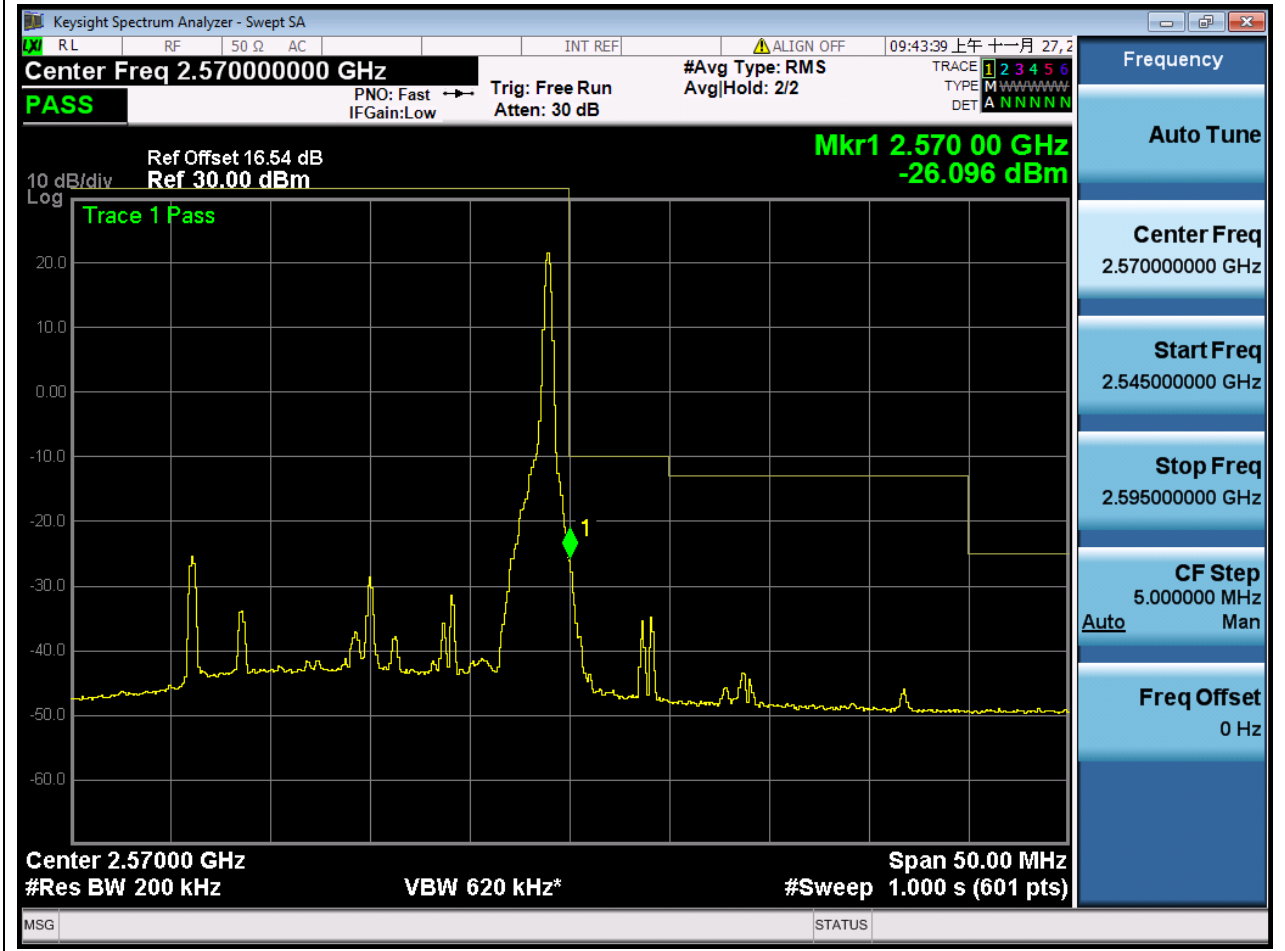
1.107. LTE Band Edge(NTNV)(Subtest:107, Channel:21350, Bandwidth:20, Modulation:16QAM, RB Number: 1, RB Position:MID)

| Center Frequency (MHz) | Span (MHz) | RBW (MHz) | Detector | Frequency (MHz) | Power (dBm) | Verdict | Sweep Point |
|------------------------|------------|-----------|----------|-----------------|-------------|---------|-------------|
| 2570 | 50 | 0.2 | RMS | 2592.833 | -49.03 | Pass | 601 |



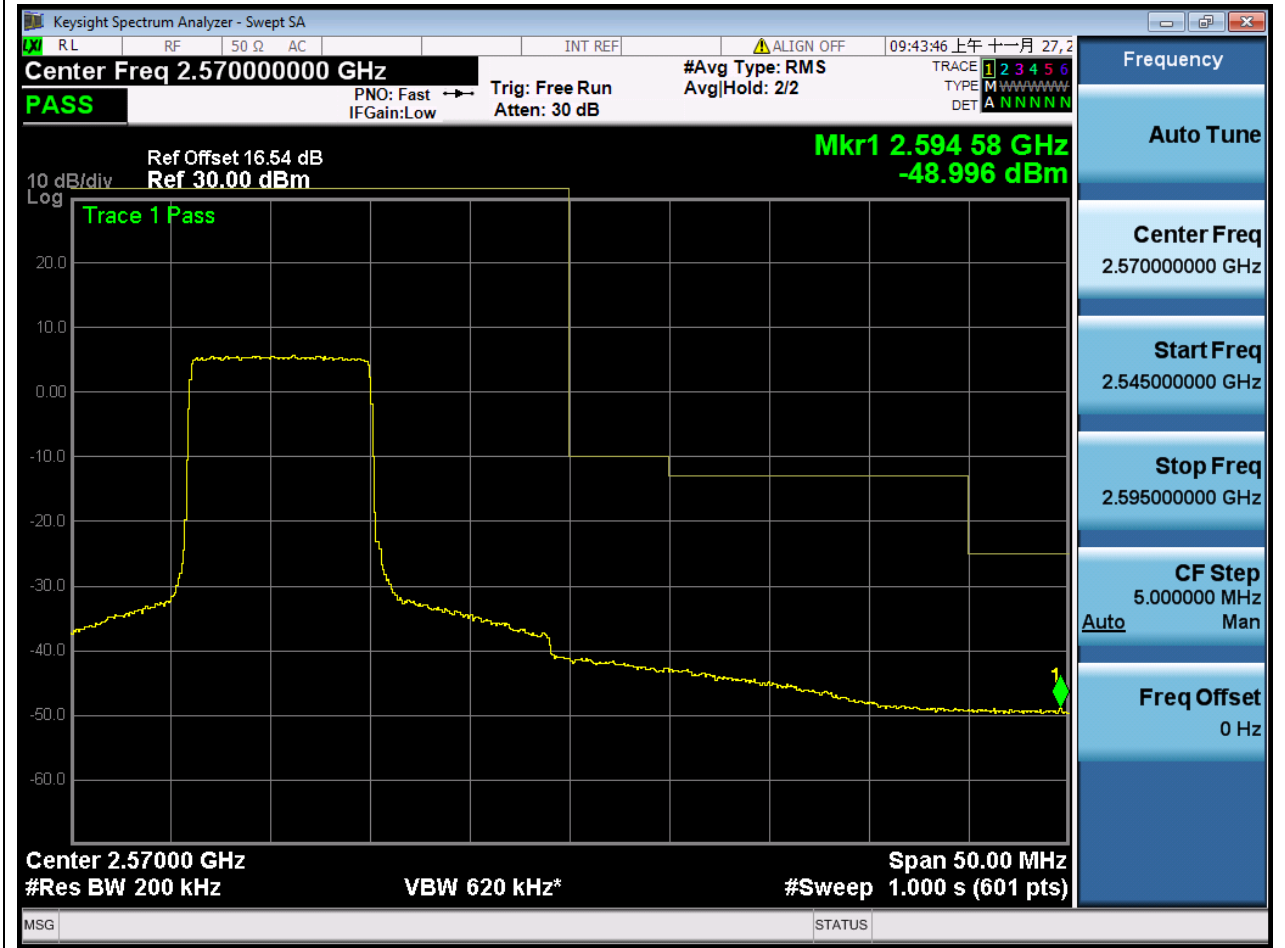
1.108. LTE Band Edge(NTNV)(Subtest:108, Channel:21350, Bandwidth:20, Modulation:16QAM, RB Number: 1, RB Position:HIGH)

| Center Frequency (MHz) | Span (MHz) | RBW (MHz) | Detector | Frequency (MHz) | Power (dBm) | Verdict | Sweep Point |
|------------------------|------------|-----------|----------|-----------------|-------------|---------|-------------|
| 2570 | 50 | 0.2 | RMS | 2570 | -26.1 | Pass | 601 |



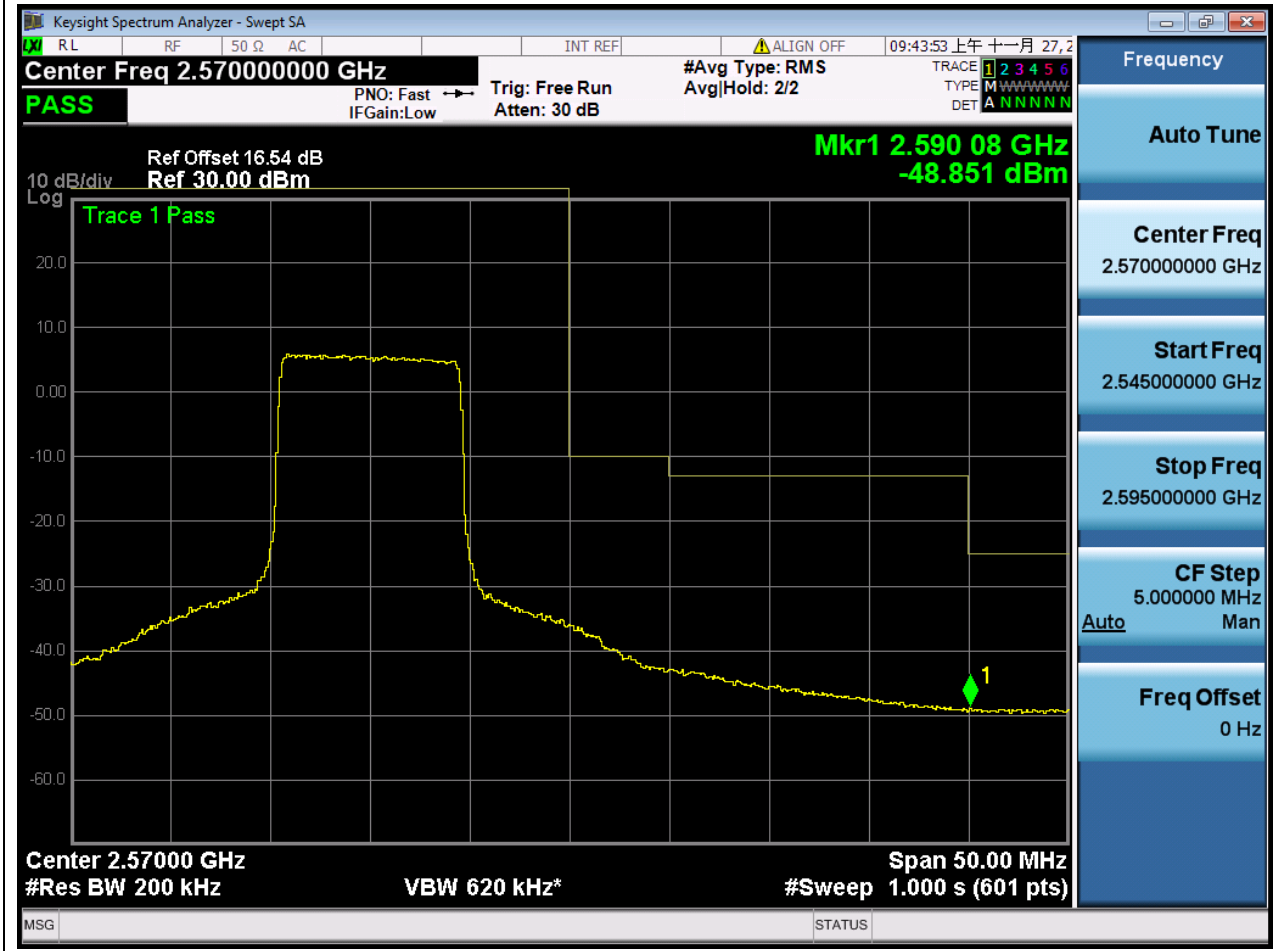
1.109. LTE Band Edge(NTNV)(Subtest:109, Channel:21350, Bandwidth:20, Modulation:16QAM, RB Number: 50, RB Position:LOW)

| Center Frequency (MHz) | Span (MHz) | RBW (MHz) | Detector | Frequency (MHz) | Power (dBm) | Verdict | Sweep Point |
|------------------------|------------|-----------|----------|-----------------|-------------|---------|-------------|
| 2570 | 50 | 0.2 | RMS | 2594.583 | -49 | Pass | 601 |



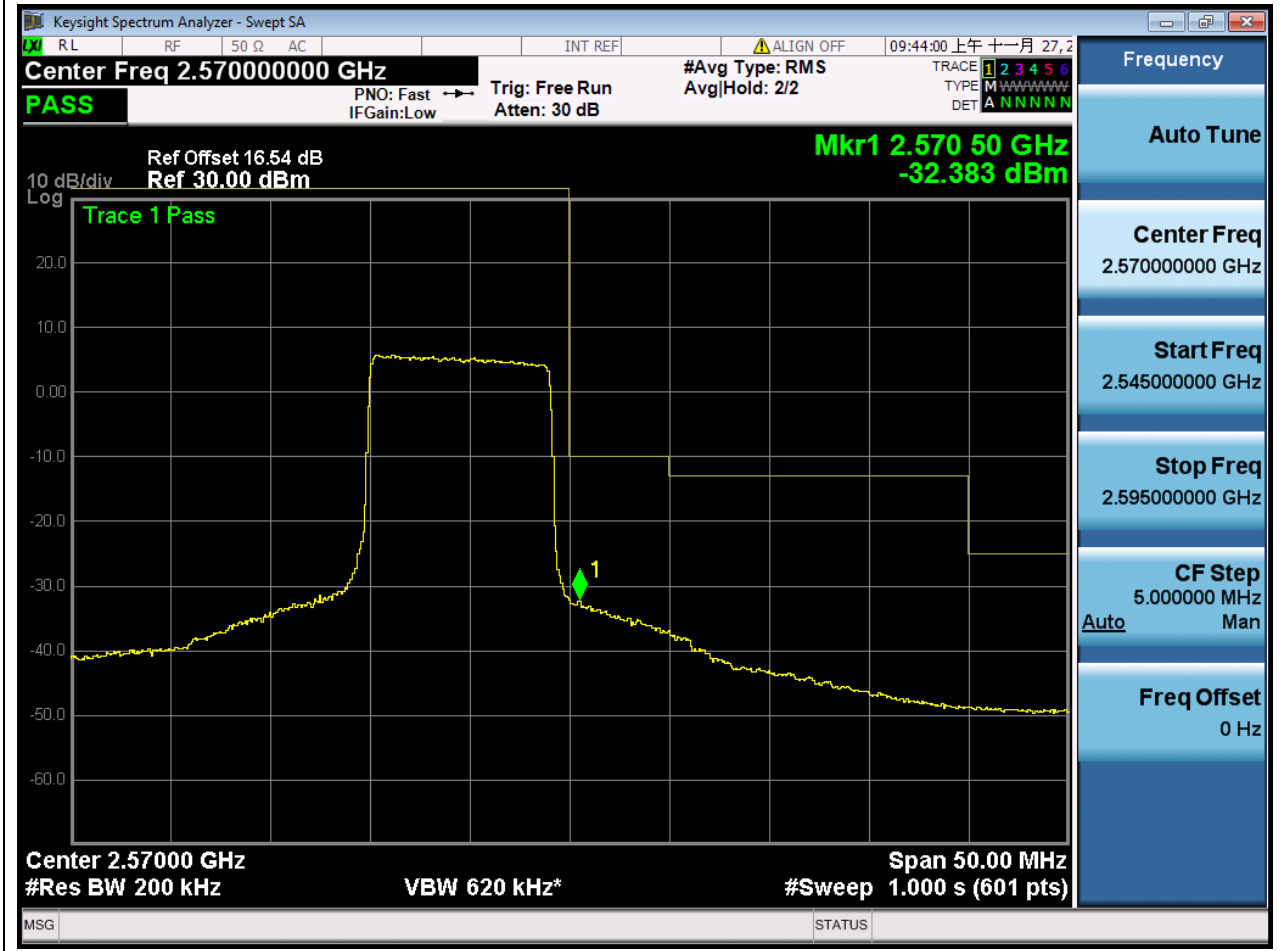
1.110. LTE Band Edge(NTNV)(Subtest:110, Channel:21350, Bandwidth:20, Modulation:16QAM, RB Number: 50, RB Position:MID)

| Center Frequency (MHz) | Span (MHz) | RBW (MHz) | Detector | Frequency (MHz) | Power (dBm) | Verdict | Sweep Point |
|------------------------|------------|-----------|----------|-----------------|-------------|---------|-------------|
| 2570 | 50 | 0.2 | RMS | 2590.083 | -48.85 | Pass | 601 |



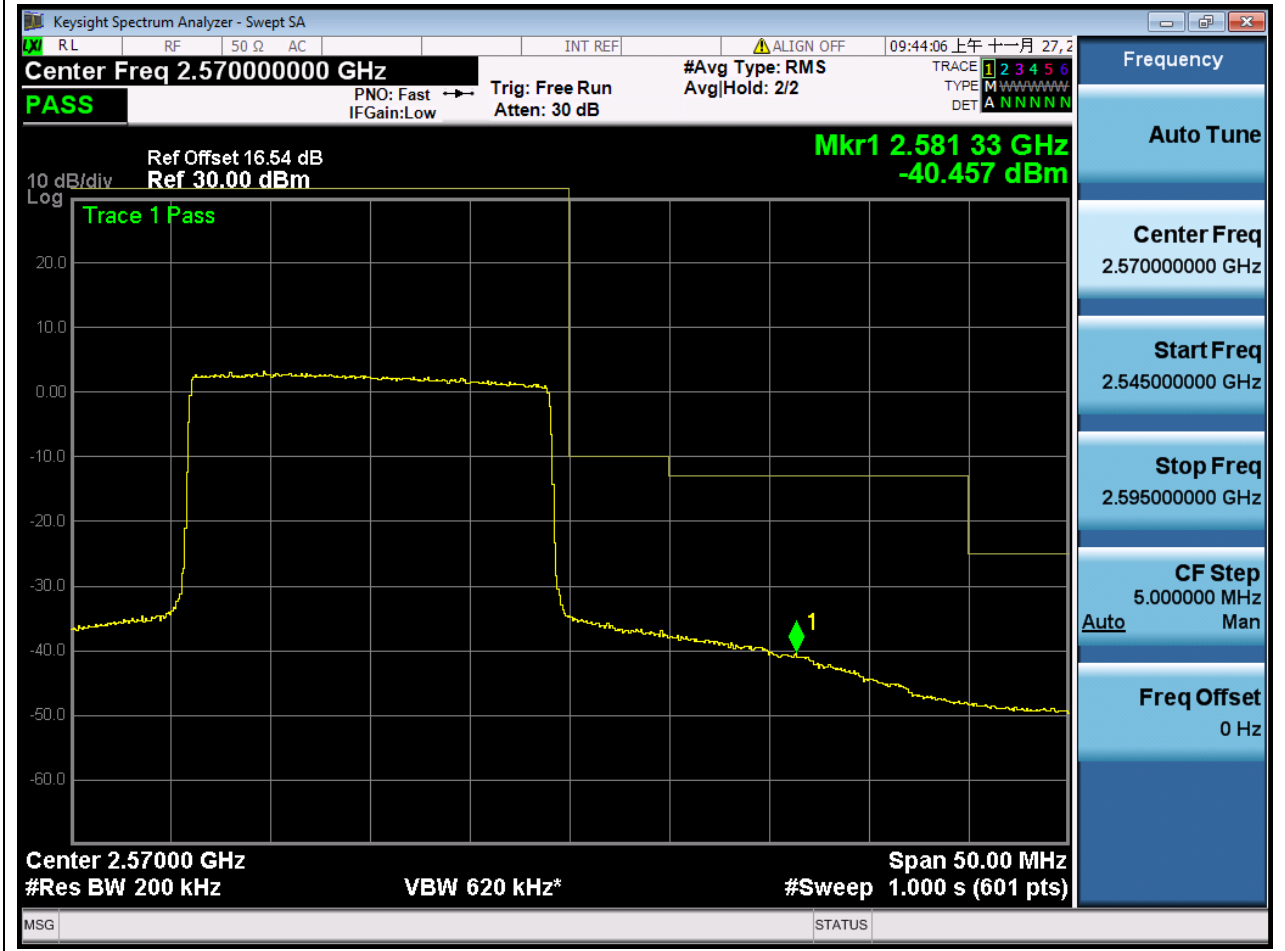
1.111. LTE Band Edge(NTNV)(Subtest:111, Channel:21350, Bandwidth:20, Modulation:16QAM, RB Number: 50, RB Position:HIGH)

| Center Frequency (MHz) | Span (MHz) | RBW (MHz) | Detector | Frequency (MHz) | Power (dBm) | Verdict | Sweep Point |
|------------------------|------------|-----------|----------|-----------------|-------------|---------|-------------|
| 2570 | 50 | 0.2 | RMS | 2570.5 | -32.38 | Pass | 601 |



1.112. LTE Band Edge(NTNV)(Subtest:112, Channel:21350, Bandwidth:20, Modulation:16QAM, RB Number: 100, RB Position:LOW)

| Center Frequency (MHz) | Span (MHz) | RBW (MHz) | Detector | Frequency (MHz) | Power (dBm) | Verdict | Sweep Point |
|------------------------|------------|-----------|----------|-----------------|-------------|---------|-------------|
| 2570 | 50 | 0.2 | RMS | 2581.333 | -40.46 | Pass | 601 |



END