




<p>EUT View 7</p>	 A photograph showing the back of a grey handheld device. The device has a central rectangular area, possibly a display or sensor, and four small circular holes. It is placed on a blue textured surface next to a black ruler with white markings. The ruler shows measurements in millimeters and centimeters.
<p>EUT View 8</p>	 A photograph showing the side of the grey handheld device. It features two large buttons labeled 'R' and 'L' on the left side, and two smaller buttons labeled 'R2' and 'L2' on the right side. A central port, likely a USB or similar connector, is visible between the buttons. The device is set against a blue textured background.

Y-D002-573







EUT View 3



EUT View 4



<p>EUT View 5</p>	
<p>EUT View 6</p>	

<p>EUT View 7</p>	 A top-down view of a grey handheld device, possibly a game controller or a small handheld PC. The device features a directional pad (D-pad) at the top, followed by two small grey buttons labeled 'L' and 'R'. Below these are four colored buttons: yellow (labeled 'B'), green (labeled 'Y'), blue (labeled 'X'), and red (labeled 'A'). A USB port is visible on the side. The device is placed on a blue textured surface next to a black ruler with white markings for scale.
<p>EUT View 8</p>	 A side view of the handheld device, showing the L2 and R2 buttons. The device is grey and has a textured surface. The L2 and R2 buttons are located on the sides, with the L2 button on the right and the R2 button on the left. A USB port is visible in the center of the side view.

Y-D002-574

