



EUT View 5




EUT View 6






Y-D002-570




EUT View 3




EUT View 4





EUT View 5



EUT View 6



<p><b>EUT View 7</b></p>	 A photograph showing the back of a grey handheld device. The device has a central rectangular area, possibly a battery cover, and four screws. It is placed on a blue textured surface next to a black ruler with white markings. The ruler shows measurements in millimeters and centimeters.
<p><b>EUT View 8</b></p>	 A photograph showing the side of the grey handheld device. It features two large buttons labeled 'R' and 'L' on the left side, and two smaller buttons labeled 'R2' and 'L2' on the right side. A central port, likely a USB or similar connector, is visible between the buttons. The device is set against a blue textured background.

Y-D002-571

