





## EXHIBIT 2 - EUT EXTERNAL PHOTOGRAPHS

<p><b>EUT View 1</b></p>	 <p>A photograph showing a black game controller, a small black USB dongle, and a larger black receiver with a cable. The items are placed on a light blue surface next to a black ruler for scale. The ruler has markings in centimeters and millimeters. The controller has a D-pad on the left, a red button, a green button, a blue button, and four yellow buttons on the right. The receiver has a cable extending from one side.</p>
<p><b>EUT View 2</b></p>	 <p>A photograph showing the same black game controller as in View 1, placed on a light blue surface next to a black ruler for scale. The ruler has markings in centimeters and millimeters. The controller has a D-pad on the left, a red button, a green button, a blue button, and four yellow buttons on the right.</p>

<p><b>EUT View 3</b></p>	 A black game controller is shown from the back view. The controller has a central rectangular area with a small square button. Two large, curved grips extend from the sides. A black ruler with white markings is placed vertically to the left of the controller for scale. The ruler shows markings in millimeters and centimeters.
<p><b>EUT View 4</b></p>	 A black game controller is shown from the front view. It features a central analog stick, a directional pad (D-pad) on the left, and four colored buttons (red, green, yellow, blue) on the right. A black ruler with white markings is placed diagonally to the left of the controller for scale. The ruler shows markings in millimeters and centimeters.

**EUT View 5**



**EUT View 6**



EUT View 7



EUT View 8

