
FCC Test Report

Report No.: AGC05869190601FE03

FCC ID : 2AQ3A-S5C

APPLICATION PURPOSE : Original Equipment

PRODUCT DESIGNATION : Remote Control Of Quadcopter

BRAND NAME : N/A

MODEL NAME : S5C, S5F, S5, A15, A15H, A15G, A15F, H823, H823H, H823P, SP600, SP600G, SP600F, SP610, SP650, SP660, SP300, SP310, SP320, SP330, SP500, SP510, SP520, SP700, SP710, SP720, SP800, SP810, SP900, SP910, SP920, VK300, VK310, VK330, VK500, VK550, VK600, VK660, VK800, VK900

APPLICANT : Shenzhen VanTop Technology & Innovation Co., Ltd.

DATE OF ISSUE : Jul. 12, 2019

**STANDARD(S)
TEST PROCEDURE(S)** : FCC Part 15 Rules

REPORT VERSION : V1.0

Attestation of Global Compliance (Shenzhen) Co., Ltd

CAUTION:

This report shall not be reproduced except in full without the written permission of the test laboratory and shall not be quoted out of context.



Attestation of Global Compliance(Shenzhen)Co.,Ltd.

Add: 2/F., Building 2, No.1-4, Chaxi Sanwei Technial Industrial Park, Gushu, Xixiang, Bao'an District, Shenzhen, Guangdong, China

Tel: +86-755 2523 4088 E-mail: agc@agc-cert.com Service Hotline:400 089 2118

REPORT REVISE RECORD

Report Version	Revise Time	Issued Date	Valid Version	Notes
V1.0	/	Jul. 12, 2019	Valid	Initial Release



Attestation of Global Compliance(Shenzhen)Co.,Ltd.

Add: 2/F., Building 2, No.1-4, Chaxi Sanwei Technial Industrial Park, Gushu,
Xixiang, Bao'an District, Shenzhen, Guangdong, China

Tel: +86-755 2523 4088

E-mail: agc@agc-cert.com

Service Hotline:400 089 2118

TABLE OF CONTENTS

1. VERIFICATION OF CONFORMITY	4
2. GENERAL INFORMATION	5
2.1. PRODUCT DESCRIPTION	5
2.2. TABLE OF CARRIER FREQUENCY	5
3. MEASUREMENT UNCERTAINTY	6
4. DESCRIPTION OF TEST MODES	7
5. SYSTEM TEST CONFIGURATION	8
5.1. CONFIGURATION OF EUT SYSTEM	8
5.2 EQUIPMENT USED IN TESTED SYSTEM.....	8
5.3. SUMMARY OF TEST RESULTS.....	8
6. TEST FACILITY	9
7. RADIATED EMISSION.....	10
7.1 TEST LIMIT	10
7.2. MEASUREMENT PROCEDURE	11
7.3. TEST SETUP.....	13
7.4. TEST RESULT.....	14
8. BAND EDGE EMISSION	20
8.1. MEASUREMENT PROCEDURE	20
8.2 TEST SETUP.....	20
8.3 RADIATED TEST RESULT	20
9. 20DB BANDWIDTH	25
9.1. MEASUREMENT PROCEDURE	25
9.2. TEST SET-UP (BLOCK DIAGRAM OF CONFIGURATION).....	25
9.3. MEASUREMENT RESULTS.....	26
APPENDIX A: PHOTOGRAPHS OF TEST SETUP	28
APPENDIX B: PHOTOGRAPHS OF THE EUT	29



1. VERIFICATION OF CONFORMITY

Applicant	Shenzhen VanTop Technology & Innovation Co., Ltd.
Address	502, 5th Flr. BLDG 4, MinQi Technology Park, No. 65 Lishan Road, Taoyuan Street, Nanshan District, Shenzhen, China
Manufacturer	Shenzhen VanTop Technology & Innovation Co., Ltd.
Address	502, 5th Flr. BLDG 4, MinQi Technology Park, No. 65 Lishan Road, Taoyuan Street, Nanshan District, Shenzhen, China
Product Designation	Remote Control Of Quadcopter
Brand Name	N/A
Test Model	S5C
Series Model	S5F, S5, A15, A15H, A15G, A15F, H823, H823H, H823P, SP600, SP600G, SP600F, SP610, SP650, SP660, SP300, SP310, SP320, SP330, SP500, SP510, SP520, SP700, SP710, SP720, SP800, SP810, SP900, SP910, SP920, VK300, VK310, VK330, VK500, VK550, VK600, VK660, VK800, VK900
Difference description	All the same except for the model name and packaging
Date of test	Jul. 02, 2019 to Jul. 11, 2019
Deviation	None
Condition of Test Sample	Normal
Test Result	Pass
Report Template	AGCRT-US-BR/RF

We hereby certify that:

The above equipment was tested by Attestation of Global Compliance (Shenzhen) Co., Ltd. The test data, data evaluation, test procedures, and equipment configurations shown in this report were made in accordance with the procedures given in ANSI C63.10 (2013) and the energy emitted by the sample EUT tested as described in this report is in compliance with radiated emission limits of FCC Rules Part 15.249.

Tested By



NiNi Guo(Guo Lili)

Jul. 11, 2019


Reviewed By



Max Zhang(Zhang Yi)

Jul. 12, 2019

Approved By



Forrest Lei(Lei Yonggang)
Authorized Officer

Jul. 12, 2019



2. GENERAL INFORMATION

2.1. PRODUCT DESCRIPTION

A major technical description of EUT is described as following

Operation Frequency	2.430 GHz to 2.478GHz
Maximum field strength	90.37dBuV/m(Average)@3m
Modulation	GFSK
Number of channels	26
Antenna Gain	0dBi
Antenna Designation	Wire Antenna (Met 15.203 Antenna requirement)
Hardware Version	V2.0
Software Version	V1.0
Power Supply	DC4.5V by Battery

2.2. TABLE OF CARRIER FREQUENCY

Channel Number	Frequency	Channel Number	Frequency	Channel Number	Frequency
1	2430MHz	10	2455MHz	19	2470MHz
2	2444MHz	11	2456MHz	20	2472MHz
3	2445MHz	12	2459MHz	21	2473MHz
4	2446MHz	13	2460MHz	22	2474MHz
5	2447MHz	14	2463MHz	23	2475MHz
6	2449MHz	15	2464MHz	24	2476MHz
7	2450MHz	16	2465MHz	25	2477MHz
8	2453MHz	17	2466MHz	26	2478MHz
9	2454MHz	18	2468MHz		



Attestation of Global Compliance(Shenzhen)Co.,Ltd.

Add: 2/F., Building 2, No.1-4, Chaxi Sanwei Technial Industrial Park, Gushu,
Xixiang, Bao'an District, Shenzhen, Guangdong, China

Tel: +86-755 2523 4088

E-mail: agc@agc-cert.com

Service Hotline:400 089 2118

3. MEASUREMENT UNCERTAINTY

The uncertainty is calculated using the methods suggested in the “Guide to the Expression of Uncertainty in measurement” (GUM) published by CISPR and ANSI.

- Uncertainty of Conducted Emission, $U_c = \pm 3.2$ dB
- Uncertainty of Radiated Emission below 1GHz, $U_c = \pm 3.9$ dB
- Uncertainty of Radiated Emission above 1GHz, $U_c = \pm 4.8$ dB



Attestation of Global Compliance(Shenzhen)Co.,Ltd.

Add: 2/F., Building 2, No.1-4, Chaxi Sanwei Technial Industrial Park, Gushu,
Xixiang, Bao'an District, Shenzhen, Guangdong, China

Tel: +86-755 2523 4088

E-mail: agc@agc-cert.com

Service Hotline:400 089 2118

4. DESCRIPTION OF TEST MODES

NO.	TEST MODE DESCRIPTION
1	Low channel GFSK
2	Middle channel GFSK
3	High channel GFSK

Note:

1. All the test modes can be supply by battery, only the result of the worst case was recorded in the report, if no other cases.
2. For Radiated Emission, 3axis were chosen for testing for each applicable mode.



Attestation of Global Compliance(Shenzhen)Co.,Ltd.

Add: 2/F., Building 2, No.1-4, Chaxi Sanwei Technial Industrial Park, Gushu,
Xixiang, Bao'an District, Shenzhen, Guangdong, China


Tel: +86-755 2523 4088

E-mail: agc@agc-cert.com

Service Hotline:400 089 2118

5. SYSTEM TEST CONFIGURATION

5.1. CONFIGURATION OF EUT SYSTEM



5.2 EQUIPMENT USED IN TESTED SYSTEM

Item	Equipment	Model No.	ID or Specification	Remark
1	Remote Control Of Quadcopter	S5C	2AQ3A-S5C	EUT

5.3. SUMMARY OF TEST RESULTS

FCC RULES	DESCRIPTION OF TEST	RESULT
§15.249&15.209	Radiated Emission	Compliant
§15.249	Band Edges	Compliant
§15.215	20dB bandwidth	Compliant
§15.207	Conducted Emission	N/A



Attestation of Global Compliance(Shenzhen)Co.,Ltd.

Add: 2/F., Building 2, No.1-4, Chaxi Sanwei Technial Industrial Park, Gushu,
Xixiang, Bao'an District, Shenzhen, Guangdong, China

Tel: +86-755 2523 4088

E-mail: agc@agc-cert.com

Service Hotline:400 089 2118

6. TEST FACILITY

Test Site	Attestation of Global Compliance (Shenzhen) Co., Ltd
Location	1-2/F, Building 19, Junfeng Industrial Park, Chongqing Road, Heping Community, Fuhai Street, Bao'an District, Shenzhen, Guangdong, China
Designation Number	CN1259
FCC Test Firm Registration Number	975832
A2LA Cert. No.	5054.02
Description	Attestation of Global Compliance(Shenzhen) Co., Ltd is accredited by A2LA

TEST EQUIPMENT OF RADIATED EMISSION TEST

Equipment	Manufacturer	Model	S/N	Cal. Date	Cal. Due
TEST RECEIVER	R&S	ESCI	10096	Jun. 12, 2019	Jun. 11, 2020
EXA Signal Analyzer	Aglient	N9010A	MY53470504	Dec. 20, 2018	Dec. 19, 2019
2.4GHz Fliter	EM Electronics	2400-2500MHz	N/A	Feb. 27, 2019	Feb. 26, 2020
Attenuator	ZHINAN	E-002	N/A	Aug. 28, 2018	Aug. 27, 2019
Horn antenna	SCHWARZBECK	BBHA 9170	#768	Sep. 21, 2017	Sep. 20, 2020
Active loop antenna (9K-30MHz)	ZHINAN	ZN30900C	18051	Jun. 14, 2018	Jun. 13, 2020
Double-Ridged Waveguide Horn	ETS LINDGREN	3117	00034609	May. 26, 2018	May. 25, 2020
Broadband Preamplifier	ETS LINDGREN	3117PA	00225134	Oct. 25, 2018	Oct. 24, 2019
ANTENNA	SCHWARZBECK	VULB9168	D69250	Sep. 28, 2017	Sep. 27, 2019



Attestation of Global Compliance(Shenzhen)Co.,Ltd.

Add: 2/F., Building 2, No.1-4, Chaxi Sanwei Technial Industrial Park, Gushu, Xixiang, Bao'an District, Shenzhen, Guangdong, China

Tel: +86-755 2523 4088 E-mail: agc@agc-cert.com Service Hotline:400 089 2118

7. RADIATED EMISSION

7.1 TEST LIMIT

Standard FCC15.249

Fundamental Frequency	Field Strength of Fundamental (millivolts/meter)	Field Strength of Harmonics (microvolts/meter)
900-928MHz	50	500
2400-2483.5MHz	50	500
5725-5875MHz	50	500
24.0-24.25GHz	250	2500

Standard FCC 15.209

Frequency (MHz)	Distance Meters	Field Strengths Limit	
		μ V/m	dB(μ V)/m
0.009 ~ 0.490	300	2400/F(kHz)	---
0.490 ~ 1.705	30	24000/F(kHz)	---
1.705 ~ 30	30	30	---
30 ~ 88	3	100	40.0
88 ~ 216	3	150	43.5
216 ~ 960	3	200	46.0
960 ~ 1000	3	500	54.0
Above 1000	3	Other:74.0 dB(μ V)/m (Peak) 54.0 dB(μ V)/m (Average)	

Remark: (1) Emission level dB μ V = 20 log Emission level μ V/m
 (2) The smaller limit shall apply at the cross point between two frequency bands.
 (3) Distance is the distance in meters between the measuring instrument, antenna and the closest point of any part of the device or system.



Attestation of Global Compliance(Shenzhen)Co.,Ltd.

Add: 2/F., Building 2, No.1-4, Chaxi Sanwei Technial Industrial Park, Gushu, Xixiang, Bao'an District, Shenzhen, Guangdong, China

Tel: +86-755 2523 4088

E-mail: agc@agc-cert.com

Service Hotline:400 089 2118

7.2. MEASUREMENT PROCEDURE

1. The EUT was placed on the top of the turntable 0.8 or 1.5 meter above ground. The phase center of the receiving antenna mounted on the top of a height-variable antenna tower was placed 3 meters far away from the turntable.
2. Power on the EUT and all the supporting units. The turntable was rotated by 360 degrees to determine the position of the highest radiation.
3. The height of the broadband receiving antenna was varied between one meter and four meters above ground to find the maximum emissions field strength of both horizontal and vertical polarization.
4. For each suspected emissions, the antenna tower was scan (from 1 M to 4 M) and then the turntable was rotated (from 0 degree to 360 degrees) to find the maximum reading.
5. Set the test-receiver system to Peak or CISPR quasi-peak Detect Function with specified bandwidth under Maximum Hold Mode.
6. For emissions above 1GHz, use minimum resolution bandwidth of 1 MHz. Place the measurement antenna away from each area of the EUT determined to be a source of emissions at the specified measurement distance, while keeping the measurement antenna aimed at the source of emissions at each frequency of significant emissions, with polarization oriented for maximum response. The measurement antenna may have to be higher or lower than the EUT, depending on the radiation pattern of the emission and staying aimed at the emission source for receiving the maximum signal. The final measurement antenna elevation shall be that which maximizes the emissions. The measurement antenna elevation for maximum emissions shall be restricted to a range of heights of from 1 m to 4 m above the ground or reference ground plane.
7. When the radiated emissions limits are expressed in terms of the average value of the emissions, and pulsed operation is employed, the measurement field strength shall be determined by averaging over one complete pulse train, including blanking intervals, as long as the pulse train does not exceed 0.1 seconds. As an alternative (provided the transmitter operates for longer than 0.1 seconds) or in cases where the pulse train exceeds 0.1 seconds, the measured field strength shall be determined from the average absolute voltage during a 0.1 second interval during which the field strength is at its maximum values.
8. If the emissions level of the EUT in peak mode was 3 dB lower than the average limit specified, then testing will be stopped and peak values of EUT will be reported, otherwise, the emissions which do not have 3 dB margin will be repeated one by one using the quasi-peak method for below 1GHz.
9. For testing above 1GHz, the emissions level of the EUT in peak mode was lower than average limit (that means the emissions level in peak mode also complies with the limit in average mode), then testing will be stopped and peak values of EUT will be reported, otherwise, the emissions will be measured in average mode again and reported.
10. In case the emission is lower than 30MHz, loop antenna has to be used for measurement and the recorded data should be QP measured by receiver. High - Low scan is not required in this case.



The following table is the setting of spectrum analyzer and receiver.

Spectrum Parameter	Setting
Start ~Stop Frequency	9KHz~150KHz/RB 200Hz for QP
Start ~Stop Frequency	150KHz~30MHz/RB 9KHz for QP
Start ~Stop Frequency	30MHz~1000MHz/RB 120KHz for QP
Start ~Stop Frequency	1GHz~26.5GHz RBW 1.5MHz/ VBW 5MHz for Peak, RBW 1.5MHz/1kHz for Average

Receiver Parameter	Setting
Start ~Stop Frequency	9KHz~150KHz/RB 200Hz for QP
Start ~Stop Frequency	150KHz~30MHz/RB 9KHz for QP
Start ~Stop Frequency	30MHz~1000MHz/RB 120KHz for QP



Attestation of Global Compliance(Shenzhen)Co.,Ltd.

Add: 2/F., Building 2, No.1-4, Chaxi Sanwei Technial Industrial Park, Gushu,
Xixiang, Bao'an District, Shenzhen, Guangdong, China

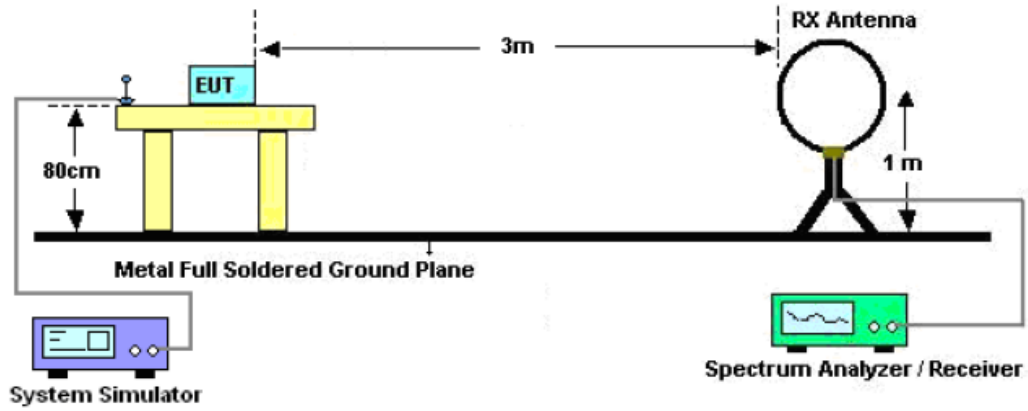
Tel: +86-755 2523 4088

E-mail: agc@agc-cert.com

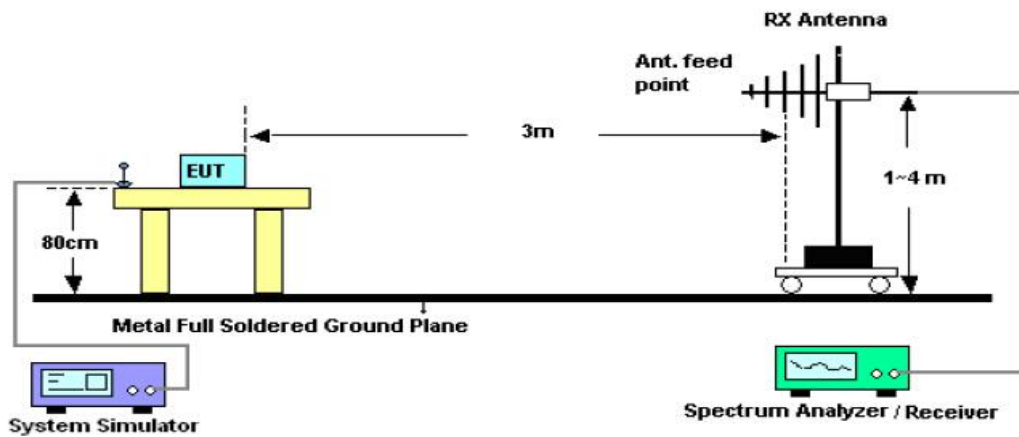
Service Hotline:400 089 2118

7.3. TEST SETUP

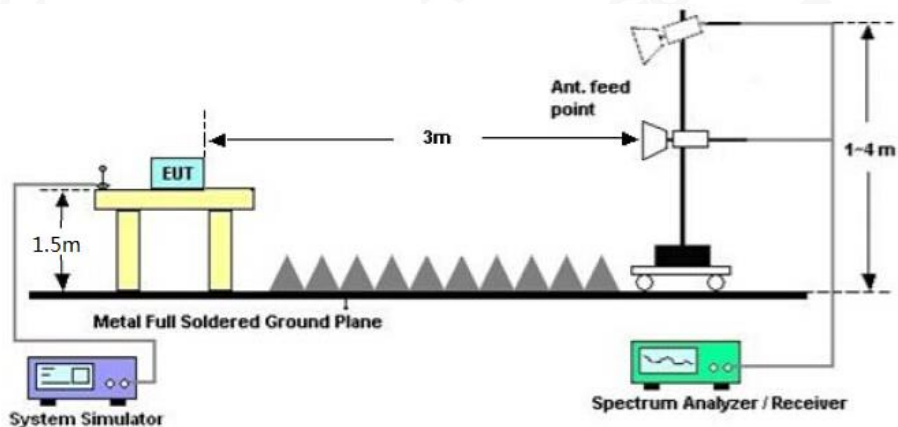
Radiated Emission Test-Setup Frequency Below 30MHz



RADIATED EMISSION TEST SETUP 30MHz-1000MHz



RADIATED EMISSION TEST SETUP ABOVE 1000MHz



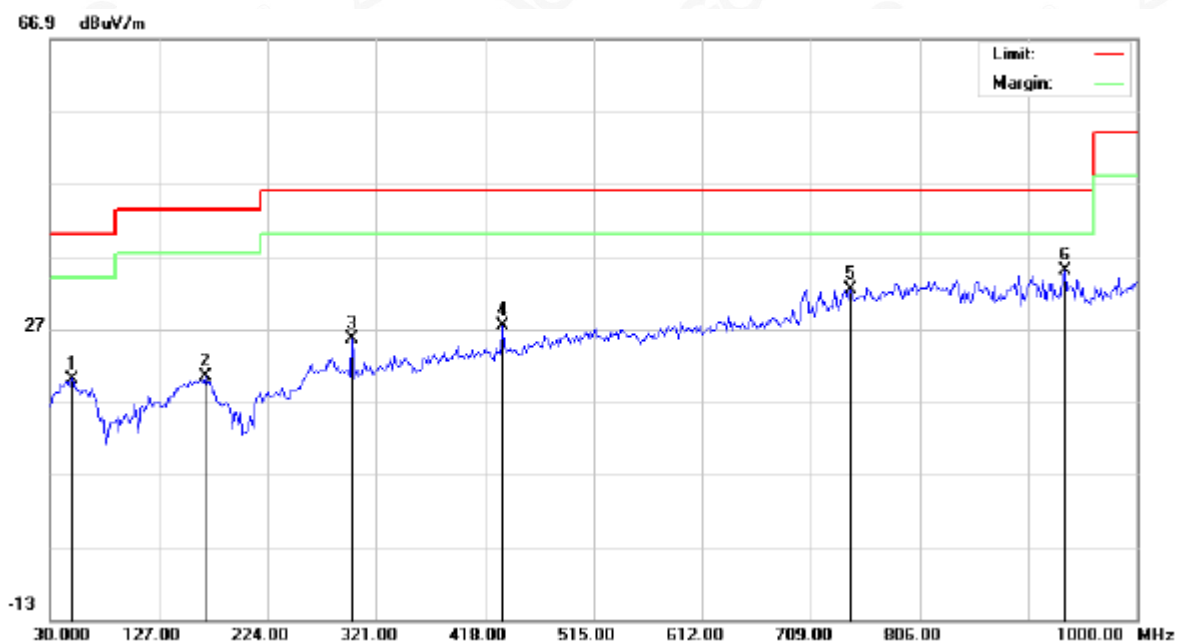
7.4. TEST RESULT

RADIATED EMISSION BELOW 30MHZ

No emission found between lowest internal used/generated frequencies to 30MHz.

RADIATED EMISSION 30MHZ- 1GHZ

EUT :	Remote Control Of Quadcopter	Model Name. :	S5C
Temperature :	20 °C	Relative Humidity :	48%
Pressure :	1010 hPa	Test Voltage :	DC4.5V
Test Mode :	Mode 1	Polarization :	Horizontal



No.	Mk	Freq.	Reading	Factor	Measurement	Limit	Over	Detector	Antenna Height	Table Degree	Comment
		MHz	dBuV	dBuV/m	dBuV/m	dBuV/m	dB		cm	degree	
1		49.4000	0.35	19.75	20.10	40.00	-19.90	peak			
2		169.0331	2.15	18.26	20.41	43.50	-23.09	peak			
3		299.9833	6.07	19.47	25.54	46.00	-20.46	peak			
4		434.1665	3.74	23.67	27.41	46.00	-18.59	peak			
5		744.5667	3.24	29.16	32.40	46.00	-13.60	peak			
6	*	935.3333	2.98	32.00	34.98	46.00	-11.02	peak			



Attestation of Global Compliance(Shenzhen)Co.,Ltd.

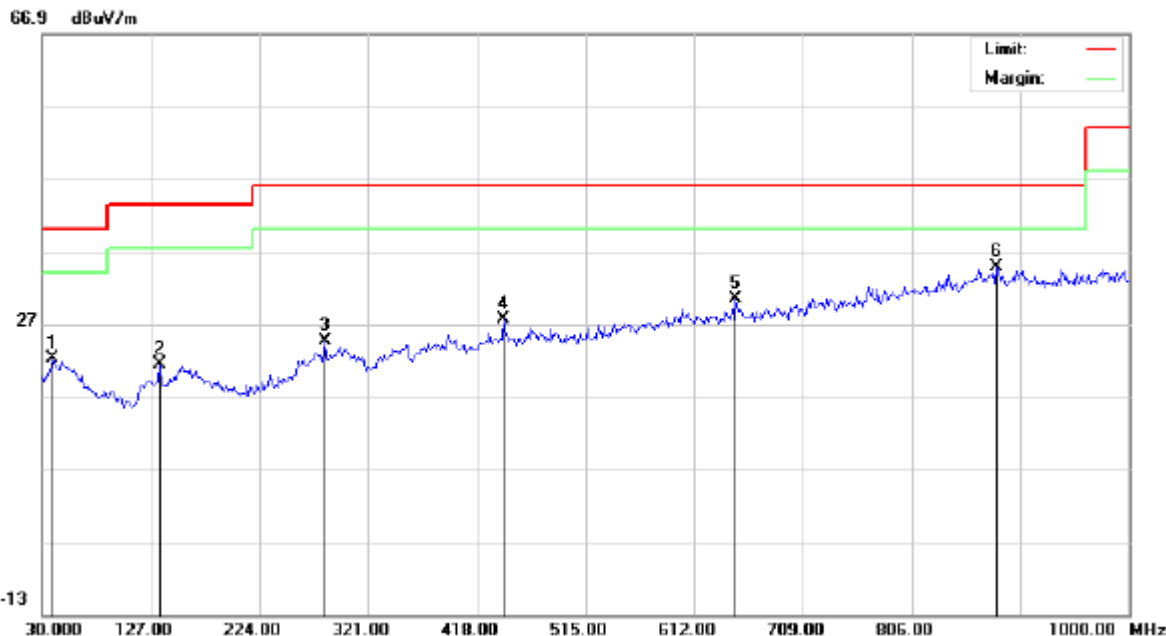
Add: 2/F., Building 2, No.1-4, Chaxi Sanwei Technial Industrial Park, Gushu, Xixiang, Bao'an District, Shenzhen, Guangdong, China

Tel: +86-755 2523 4088

E-mail: agc@agc-cert.com

Service Hotline:400 089 2118

EUT :	Remote Control Of Quadcopter	Model Name. :	S5C
Temperature :	20 °C	Relative Humidity :	48%
Pressure :	1010 hPa	Test Voltage :	DC4.5V
Test Mode :	Mode 1	Polarization :	Vertical



No.	Mk	Freq.	Reading	Factor	Measurement	Limit	Over	Detector	Antenna Height	Table Degree	Comment
		MHz	dBuV	dBuV/m	dBuV/m	dBuV/m	dB		cm	degree	
1		39.7000	2.15	19.98	22.13	40.00	-17.87	peak			
2		135.0832	2.51	18.92	21.43	43.50	-22.07	peak			
3		282.2000	4.74	19.89	24.63	46.00	-21.37	peak			
4		442.2500	3.87	23.83	27.70	46.00	-18.30	peak			
5		649.1831	2.82	27.54	30.36	46.00	-15.64	peak			
6	*	881.9832	3.42	31.47	34.89	46.00	-11.11	peak			

RESULT: PASS

Note:

Factor=Antenna Factor + Cable loss, Margin=Result-Limit.

The "Factor" value can be calculated automatically by software of measurement system.

The mode 1 is the worst case, and only the data of the worst case recorded in this test report.



Attestation of Global Compliance(Shenzhen)Co.,Ltd.

Add: 2/F., Building 2, No.1-4, Chaxi Sanwei Technial Industrial Park, Gushu, Xixiang, Bao'an District, Shenzhen, Guangdong, China

Tel: +86-755 2523 4088

E-mail: agc@agc-cert.com

Service Hotline:400 089 2118

FIELD STRENGTH OF FUNDAMENTAL

EUT :	Remote Control Of Quadcopter	Model Name. :	S5C
Temperature :	20 °C	Relative Humidity :	48%
Pressure :	1010 hPa	Test Voltage :	DC4.5V
Test Modulation :	GFSK	Polarization :	Horizontal

Frequency (MHz)	Meter Reading (dBμV)	Factor (dB)	Emission Level (dBμV/m)	Limits (dBμV/m)	Margin (dB)	Value Type
2430.031	105.35	-9.61	95.74	114.00	-18.26	peak
2430.031	98.91	-9.61	89.30	94.00	-4.70	AVG
2454.031	105.85	-9.28	96.57	114.00	-17.43	peak
2454.031	99.42	-9.28	90.14	94.00	-3.86	AVG
2478.031	105.68	-9.14	96.54	114.00	-17.46	peak
2478.031	99.51	-9.14	90.37	94.00	-3.63	AVG

Remark:

Factor = Antenna Factor + Cable Loss – Pre-amplifier.

EUT :	Remote Control Of Quadcopter	Model Name. :	S5C
Temperature :	20 °C	Relative Humidity :	48%
Pressure :	1010 hPa	Test Voltage :	DC4.5V
Test Modulation :	GFSK	Polarization :	Vertical

Frequency (MHz)	Meter Reading (dBμV)	Factor (dB)	Emission Level (dBμV/m)	Limits (dBμV/m)	Margin (dB)	Value Type
2430.031	103.25	-9.61	93.64	114.00	-20.36	peak
2430.031	96.63	-9.61	87.02	94.00	-6.98	AVG
2454.031	103.54	-9.28	94.26	114.00	-19.74	peak
2454.031	97.42	-9.28	88.14	94.00	-5.86	AVG
2478.031	103.72	-9.14	94.58	114.00	-19.42	peak
2478.031	97.66	-9.14	88.52	94.00	-5.48	AVG

Remark:

Factor = Antenna Factor + Cable Loss – Pre-amplifier.



Attestation of Global Compliance(Shenzhen)Co.,Ltd.

Add: 2/F., Building 2, No.1-4, Chaxi Sanwei Technical Industrial Park, Gushu, Xixiang, Bao'an District, Shenzhen, Guangdong, China

Tel: +86-755 2523 4088

E-mail: agc@agc-cert.com

Service Hotline:400 089 2118

RADIATED EMISSION ABOVE 1GHZ

EUT :	Remote Control Of Quadcopter	Model Name. :	S5C
Temperature :	20 °C	Relative Humidity :	48%
Pressure :	1010 hPa	Test Voltage :	DC4.5V
Test Mode :	Mode 1	Polarization :	Horizontal

Frequency (MHz)	Meter Reading (dBµV)	Factor (dB)	Emission Level (dBµV/m)	Limits (dBµV/m)	Margin (dB)	Value Type
4860.062	48.68	3.76	52.44	74.00	-21.56	peak
4860.062	43.63	3.76	47.39	54.00	-6.61	AVG
7290.093	47.74	8.17	55.91	74.00	-18.09	peak
7290.093	42.67	8.17	50.84	54.00	-3.16	AVG

Remark:
Factor = Antenna Factor + Cable Loss – Pre-amplifier.

EUT :	Remote Control Of Quadcopter	Model Name. :	S5C
Temperature :	20 °C	Relative Humidity :	48%
Pressure :	1010 hPa	Test Voltage :	DC4.5V
Test Mode :	Mode 1	Polarization :	Vertical

Frequency (MHz)	Meter Reading (dBµV)	Factor (dB)	Emission Level (dBµV/m)	Limits (dBµV/m)	Margin (dB)	Value Type
4860.062	45.52	3.76	49.28	74.00	-22.45	peak
4860.062	41.61	3.76	45.37	54.00	-5.96	AVG
7290.093	42.42	8.17	50.59	74.00	-23.29	peak
7290.093	38.12	8.17	46.29	54.00	-9.74	AVG

Remark:
Factor = Antenna Factor + Cable Loss – Pre-amplifier.



Attestation of Global Compliance(Shenzhen)Co.,Ltd.

Add: 2/F., Building 2, No.1-4, Chaxi Sanwei Technical Industrial Park, Gushu, Xixiang, Bao'an District, Shenzhen, Guangdong, China

Tel: +86-755 2523 4088 E-mail: agc@agc-cert.com Service Hotline:400 089 2118

EUT :	Remote Control Of Quadcopter	Model Name. :	S5C
Temperature :	20 °C	Relative Humidity :	48%
Pressure :	1010 hPa	Test Voltage :	DC4.5V
Test Mode :	Mode 2	Polarization :	Horizontal

Frequency (MHz)	Meter Reading (dBμV)	Factor (dB)	Emission Level (dBμV/m)	Limits (dBμV/m)	Margin (dB)	Value Type
4908.062	47.85	3.78	51.63	74.00	-22.37	peak
4908.062	42.80	3.78	46.58	54.00	-7.42	AVG
7362.093	45.36	8.23	53.59	74.00	-20.41	peak
7362.093	40.81	8.23	49.04	54.00	-4.96	AVG
Remark:						
Factor = Antenna Factor + Cable Loss – Pre-amplifier.						

EUT :	Remote Control Of Quadcopter	Model Name. :	S5C
Temperature :	20 °C	Relative Humidity :	48%
Pressure :	1010 hPa	Test Voltage :	DC4.5V
Test Mode :	Mode 2	Polarization :	Vertical

Frequency (MHz)	Meter Reading (dBμV)	Factor (dB)	Emission Level (dBμV/m)	Limits (dBμV/m)	Margin (dB)	Value Type
4908.062	49.62	3.78	53.40	74.00	-20.60	peak
4908.062	44.72	3.78	48.50	54.00	-5.50	AVG
7362.093	48.51	8.23	56.74	74.00	-17.26	peak
7362.093	43.62	8.23	51.85	54.00	-2.15	AVG
Remark:						
Factor = Antenna Factor + Cable Loss – Pre-amplifier.						



Attestation of Global Compliance(Shenzhen)Co.,Ltd.

Add: 2/F., Building 2, No.1-4, Chaxi Sanwei Technical Industrial Park, Gushu,
Xixiang, Bao'an District, Shenzhen, Guangdong, China

Tel: +86-755 2523 4088 E-mail: agc@agc-cert.com Service Hotline:400 089 2118

EUT :	Remote Control Of Quadcopter	Model Name. :	S5C
Temperature :	20 °C	Relative Humidity :	48%
Pressure :	1010 hPa	Test Voltage :	DC4.5V
Test Mode :	Mode 3	Polarization :	Horizontal

Frequency (MHz)	Meter Reading (dBμV)	Factor (dB)	Emission Level (dBμV/m)	Limits (dBμV/m)	Margin (dB)	Value Type
4956.062	50.42	3.81	54.23	74.00	-19.77	peak
4956.062	45.52	3.81	49.33	54.00	-4.67	AVG
7434.093	48.52	8.27	56.79	74.00	-17.21	peak
7434.093	43.16	8.27	51.43	54.00	-2.57	AVG

Remark:

Factor = Antenna Factor + Cable Loss – Pre-amplifier.

EUT :	Remote Control Of Quadcopter	Model Name. :	S5C
Temperature :	20 °C	Relative Humidity :	48%
Pressure :	1010 hPa	Test Voltage :	DC4.5V
Test Mode :	Mode 3	Polarization :	Vertical

Frequency (MHz)	Meter Reading (dBμV)	Factor (dB)	Emission Level (dBμV/m)	Limits (dBμV/m)	Margin (dB)	Value Type
4956.062	49.52	3.81	53.33	74.00	-20.67	peak
4956.062	45.12	3.81	48.93	54.00	-5.07	AVG
7434.093	47.25	8.27	55.52	74.00	-18.48	peak
7434.093	42.36	8.27	50.63	54.00	-3.37	AVG

Remark:

Factor = Antenna Factor + Cable Loss – Pre-amplifier.

Note: Other emissions from 8G to 25 GHz are considered as ambient noise. No recording in the test report.
Factor=Antenna Factor + Cable loss - Amplifier gain, Margin=Measurement-Limit.
The “Factor” value can be calculated automatically by software of measurement system.
The GFSK modulation was the worst case and only the data of worst recorded in this report.



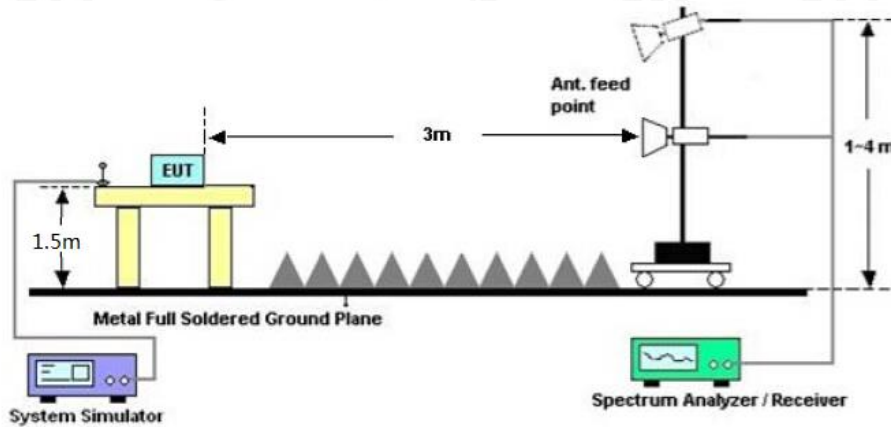
8. BAND EDGE EMISSION

8.1. MEASUREMENT PROCEDURE

1. The EUT operates at transmitting mode. The operate channel is tested to verify the largest transmission and spurious emissions power at the continuous transmission mode.
2. Set the spectrum analyzer in the following setting in order to capture the lower and upper band-edges of the emission: (a) PEAK: RBW=1MHz, VBW=3MHz / Sweep=AUTO
(b) AVERAGE: RBW=1MHz ; VBW=1/on time(1KHz) / Sweep=AUTO
3. Other procedures refer to clause 7.2.

8.2 TEST SETUP

RADIATED EMISSION TEST SETUP



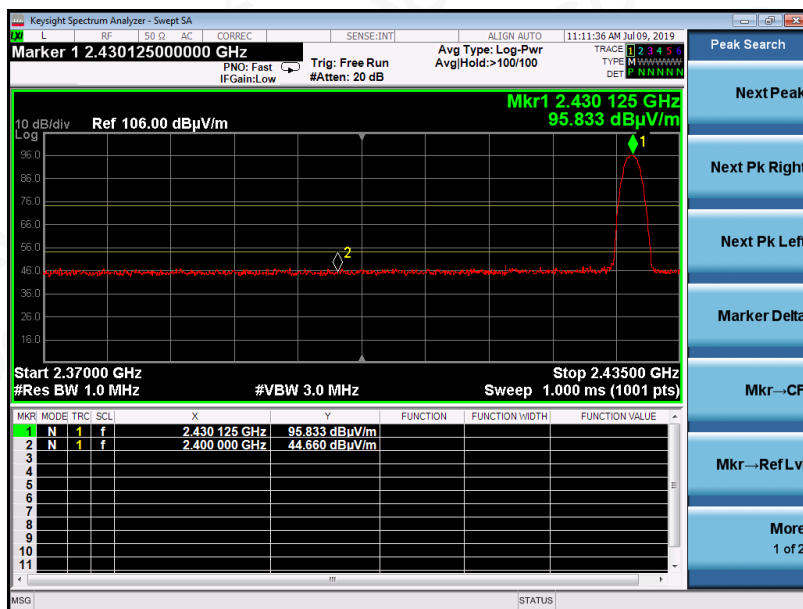
8.3 RADIATED TEST RESULT

Note:

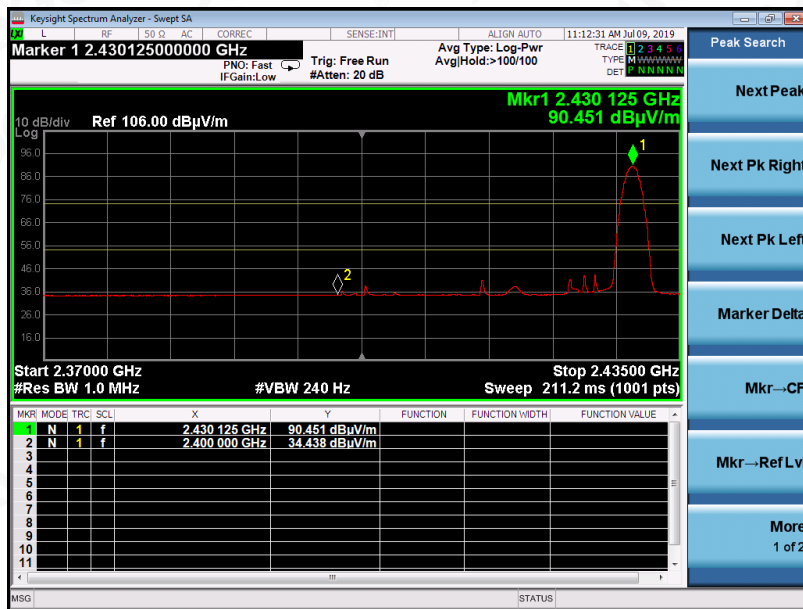
1. Factor=Antenna Factor + Cable loss - Amplifier gain. Field Strength=Factor + Reading level
2. The factor had been edited in the "Input Correction" of the Spectrum Analyzer. So the Amplitude of test plots is equal to Reading level plus the Factor in dB. Use the A dB(μ V) to represent the Amplitude. Use the F dB(μ V/m) to represent the Field Strength. So A=F.

EUT :	Remote Control Of Quadcopter	Model Name. :	S5C
Temperature :	20 °C	Relative Humidity :	48%
Pressure :	1010hPa	Test Voltage :	DC4.5V
Test Mode :	Mode 1	Polarization :	Horizontal

Peak Value



Average Value



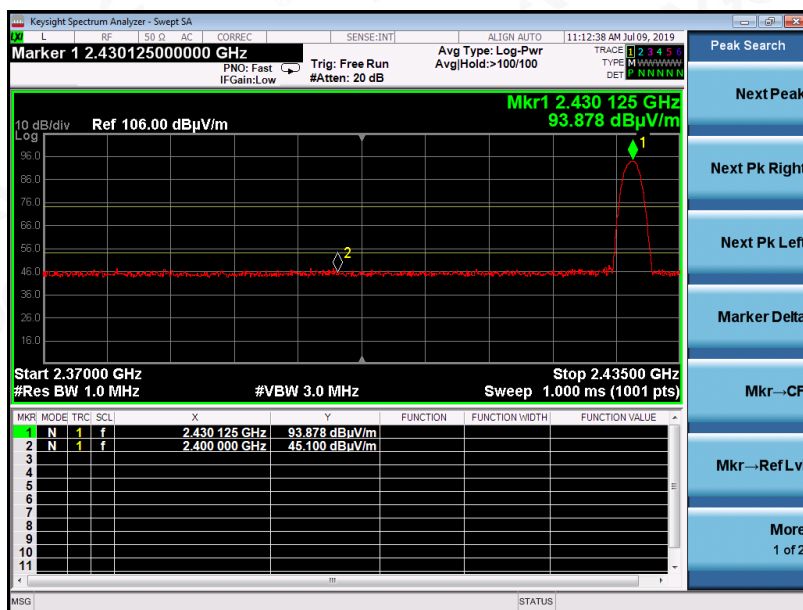
Attestation of Global Compliance(Shenzhen)Co.,Ltd.

Add: 2/F., Building 2, No.1-4, Chaxi Sanwei Technial Industrial Park, Gushu,
Xixiang, Bao'an District, Shenzhen, Guangdong, China

Tel: +86-755 2523 4088 E-mail: agc@agc-cert.com Service Hotline:400 089 2118

EUT :	Remote Control Of Quadcopter	Model Name. :	S5C
Temperature :	20 °C	Relative Humidity :	48%
Pressure :	1010hPa	Test Voltage :	DC4.5V
Test Mode :	Mode 1	Polarization :	Vertical

Peak Value



Average Value



Attestation of Global Compliance(Shenzhen)Co.,Ltd.

Add: 2/F., Building 2, No.1-4, Chaxi Sanwei Technial Industrial Park, Gushu,
Xixiang, Bao'an District, Shenzhen, Guangdong, China

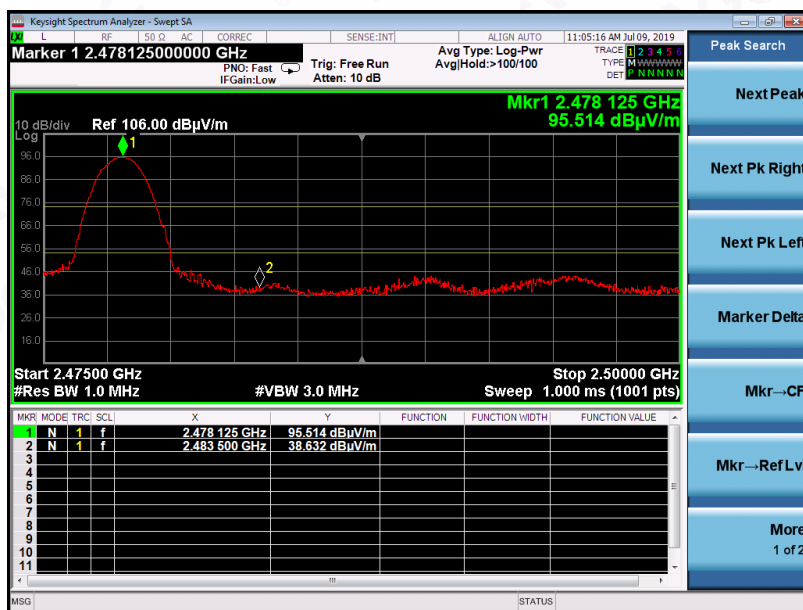
Tel: +86-755 2523 4088

E-mail: agc@agc-cert.com

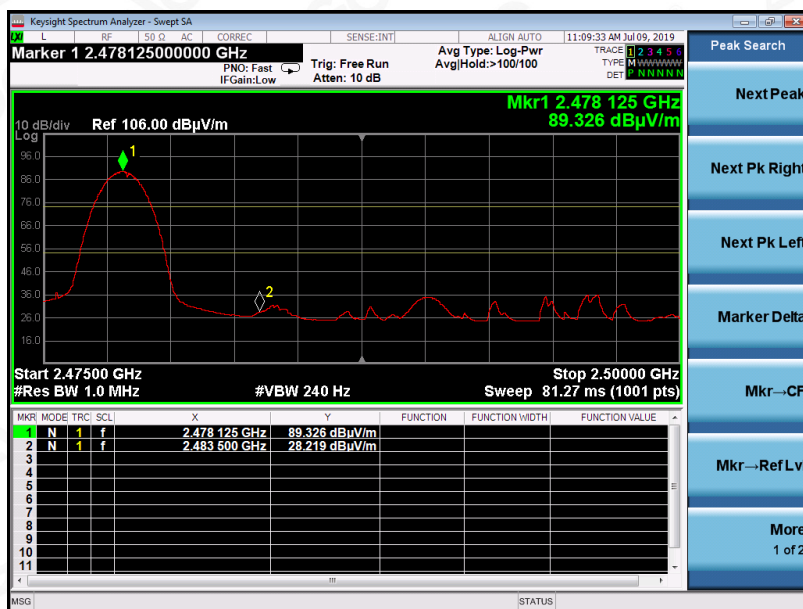
Service Hotline:400 089 2118

EUT :	Remote Control Of Quadcopter	Model Name. :	S5C
Temperature :	20 °C	Relative Humidity :	48%
Pressure :	1010hPa	Test Voltage :	DC4.5V
Test Mode :	Mode 3	Polarization :	Horizontal

Peak Value



Average Value



Attestation of Global Compliance(Shenzhen)Co.,Ltd.

Add: 2/F., Building 2, No.1-4, Chaxi Sanwei Technial Industrial Park, Gushu, Xixiang, Bao'an District, Shenzhen, Guangdong, China

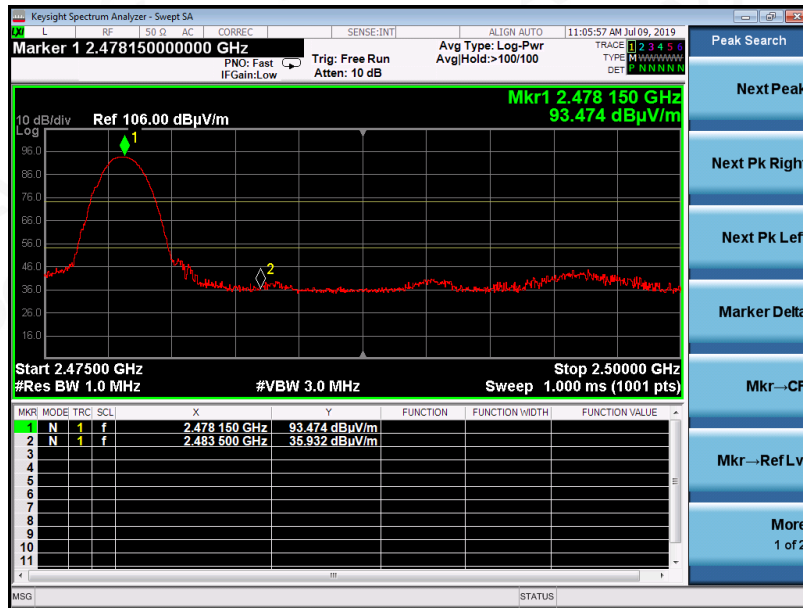
Tel: +86-755 2523 4088

E-mail: agc@agc-cert.com

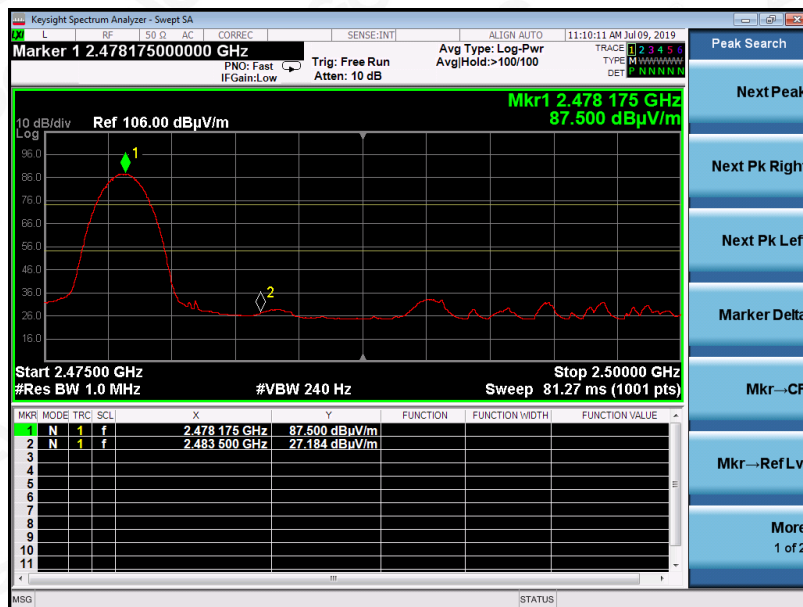
Service Hotline:400 089 2118

EUT :	Remote Control Of Quadcopter	Model Name. :	S5C
Temperature :	20 °C	Relative Humidity :	48%
Pressure :	1010hPa	Test Voltage :	DC4.5V
Test Mode :	Mode 3	Polarization :	Vertical

Peak Value



Average Value



Attestation of Global Compliance(Shenzhen)Co.,Ltd.

Add: 2/F., Building 2, No.1-4, Chaxi Sanwei Technial Industrial Park, Gushu, Xixiang, Bao'an District, Shenzhen, Guangdong, China

Tel: +86-755 2523 4088

E-mail: agc@agc-cert.com

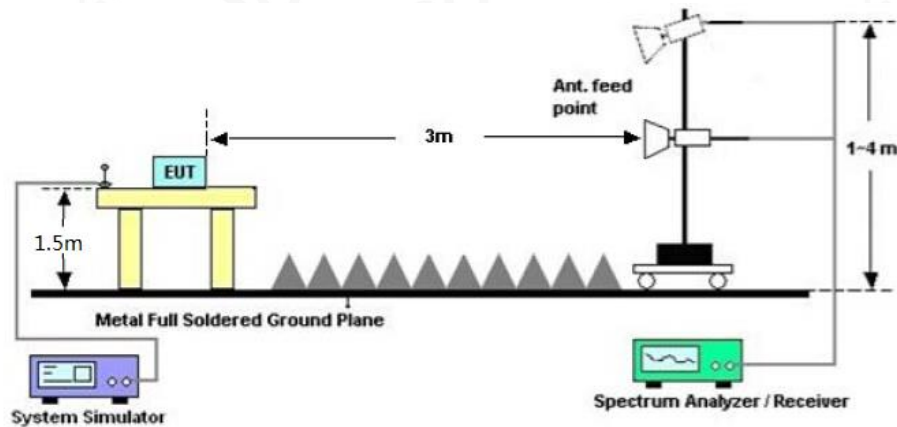
Service Hotline:400 089 2118

9. 20DB BANDWIDTH

9.1. MEASUREMENT PROCEDURE

1. Set the EUT Work on the top, the middle and the bottom operation frequency individually.
2. Set SPA Centre Frequency = Operation Frequency, RBW= 30 KHz, VBW \geq 3 \times RBW.
3. Set SPA Trace 1 Max hold, then View.

9.2. TEST SET-UP (BLOCK DIAGRAM OF CONFIGURATION)



9.3. MEASUREMENT RESULTS

TEST ITEM	20DB BANDWIDTH
TEST MODULATION	GFSK

Test Data (MHz)	Criteria
Low Channel	0.2733
Middle Channel	0.2123
High Channel	0.1902

TEST PLOT OF BANDWIDTH FOR LOW CHANNEL



Attestation of Global Compliance(Shenzhen)Co.,Ltd.

Add: 2/F., Building 2, No.1-4, Chaxi Sanwei Technial Industrial Park, Gushu, Xixiang, Bao'an District, Shenzhen, Guangdong, China

Tel: +86-755 2523 4088

E-mail: agc@agc-cert.com

Service Hotline:400 089 2118

TEST PLOT OF BANDWIDTH FOR MIDDLE CHANNEL



TEST PLOT OF BANDWIDTH FOR HIGH CHANNEL



Attestation of Global Compliance(Shenzhen)Co.,Ltd.

Add: 2/F., Building 2, No.1-4, Chaxi Sanwei Technial Industrial Park, Gushu, Xixiang, Bao'an District, Shenzhen, Guangdong, China

Tel: +86-755 2523 4088

E-mail: agc@agc-cert.com

Service Hotline:400 089 2118

APPENDIX A: PHOTOGRAPHS OF TEST SETUP
FCC RADIATED EMISSION TEST SETUP BELOW 1GHZ



FCC RADIATED EMISSION TEST SETUP ABOVE 1GHZ



APPENDIX B: PHOTOGRAPHS OF THE EUT

ALL VIEW OF EUT



Attestation of Global Compliance(Shenzhen)Co.,Ltd.

Add: 2/F., Building 2, No.1-4, Chaxi Sanwei Technial Industrial Park, Gushu,
Xixiang, Bao'an District, Shenzhen, Guangdong, China

Tel: +86-755 2523 4088

E-mail: agc@agc-cert.com

Service Hotline:400 089 2118

TOP VIEW OF EUT



BOTTOM VIEW OF EUT



Attestation of Global Compliance(Shenzhen)Co.,Ltd.

Add: 2/F., Building 2, No.1-4, Chaxi Sanwei Technial Industrial Park, Gushu, Xixiang, Bao'an District, Shenzhen, Guangdong, China

Tel: +86-755 2523 4088

E-mail: agc@agc-cert.com

Service Hotline:400 089 2118

FRONT VIEW OF EUT



BACK VIEW OF EUT



Attestation of Global Compliance(Shenzhen)Co.,Ltd.

Add: 2/F., Building 2, No.1-4, Chaxi Sanwei Technial Industrial Park, Gushu, Xixiang, Bao'an District, Shenzhen, Guangdong, China

Tel: +86-755 2523 4088

E-mail: agc@agc-cert.com

Service Hotline:400 089 2118

LEFT VIEW OF EUT



RIGHT VIEW OF EUT



Attestation of Global Compliance(Shenzhen)Co.,Ltd.

Add: 2/F., Building 2, No.1-4, Chaxi Sanwei Technial Industrial Park, Gushu, Xixiang, Bao'an District, Shenzhen, Guangdong, China

Tel: +86-755 2523 4088


E-mail: agc@agc-cert.com

Service Hotline:400 089 2118

OPEN VIEW OF EUT-1



OPEN VIEW OF EUT-2



Attestation of Global Compliance(Shenzhen)Co.,Ltd.


Add: 2/F., Building 2, No.1-4, Chaxi Sanwei Technical Industrial Park, Gushu, Xixiang, Bao'an District, Shenzhen, Guangdong, China

Tel: +86-755 2523 4088


E-mail: agc@agc-cert.com

Service Hotline:400 089 2118

INTERNAL VIEW OF EUT-1



INTERNAL VIEW OF EUT-2



Attestation of Global Compliance(Shenzhen)Co.,Ltd.


Add: 2/F., Building 2, No.1-4, Chaxi Sanwei Technial Industrial Park, Gushu, Xixiang, Bao'an District, Shenzhen, Guangdong, China

Tel: +86-755 2523 4088

E-mail: agc@agc-cert.com

Service Hotline:400 089 2118

INTERNAL VIEW OF EUT-3



----END OF REPORT----



Attestation of Global Compliance(Shenzhen)Co.,Ltd.

Add: 2/F., Building 2, No.1-4, Chaxi Sanwei Technial Industrial Park, Gushu,
Xixiang, Bao'an District, Shenzhen, Guangdong, China

Tel: +86-755 2523 4088

E-mail: agc@agc-cert.com

Service Hotline:400 089 2118