

FCC Statement

This device complies with part 15 of the FCC rules. Operation is subject to the following two conditions: (1) this device may not cause harmful interference, and (2) this device must accept any interference received, including interference that may cause undesired operation.

Changes or modifications not expressly approved by the party responsible for compliance could void the user's authority to operate the equipment.


NOTE: This equipment has been tested and found to comply with the limits for a Class B digital device, pursuant to part 15 of the FCC Rules. These limits are designed to provide reasonable protection against harmful interference in a residential installation. This equipment generates uses and can radiate radio frequency energy and, if not installed and used in accordance with the instructions, may cause harmful interference to radio communications. However, there is no guarantee that interference will not occur in a particular installation. If this equipment does cause harmful interference to radio or television reception, which can be determined by turning the equipment off and on, the user is encouraged to try to correct the interference by one or more of the following measures:

- Reorient or relocate the receiving antenna.
- Increase the separation between the equipment and receiver.
- Connect the equipment into an outlet on a circuit different from that to which the receiver is connected.
- Consult the dealer or an experienced radio/TV technician for help.

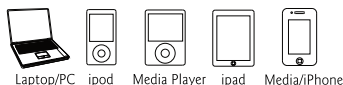
The device has been evaluated to meet general RF exposure requirement. The device can be used in portable exposure condition without restriction.

B81 BLUETOOTH SPEAKER WITH WIRELESS CHARGER

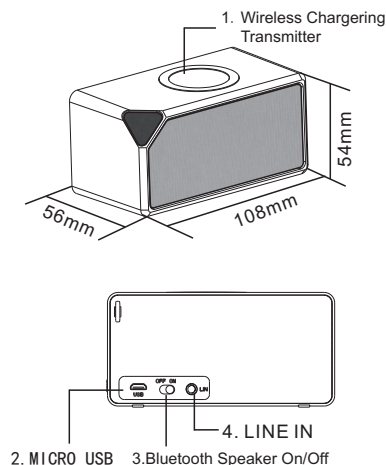
Please read the instruction manual before using
B81 wireless charging Bluetooth speaker



◆ Scope of application



Interface diagram



Product Parameters

- ◇ Input voltage: DC 5V
- ◇ Audio output power: 3W
- ◇ Wireless charging power: 5W
- ◇ Signal-to-noise ratio: $\geq 90\text{db}$
- ◇ Wireless charging output: 5V / 1A
- ◇ Built-in lithium battery: 300mAh
- ◇ Playback time: about 2 hours
- ◇ Charging time: about 1.5 hours

Instructions

- ◇ The red light is on when connect the wireless charging bluetooth speaker to the DC 5V adapter or other mobile power device.
- ◇ Place the mobile phone or other mobile devices with wireless receiver on the wireless charging panel of the wireless charging bluetooth speaker, and the mobile devices displays the charging status.
- ◇ If the mobile phone does not have a built-in wireless receiver, you need to connect the phone to a wireless receiver board. Then put it on the wireless charging panel, the mobile phone displays the charging status.

- ◇ When the wireless charger is charging the mobile phone, the blue light is always on.

Play the Music In Bluetooth Speaker Mode:

- ◇ Shift the bluetooth speaker On/Off button to on option to begin the bluetooth speaker mode.
- ◇ Open the bluetooth function on mobile phone to search the bluetooth name" ZTS027" to pair, then begin playing music.

Line-in Port: The line interface can be connected to computers, mobile phones and other mobile multimedia devices to play music.

Note: The battery only powers the bluetooth speaker part, not for wireless charging.

