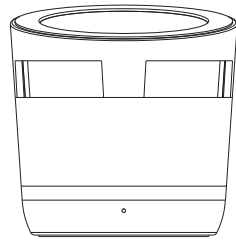


## B80无线充蓝牙音箱

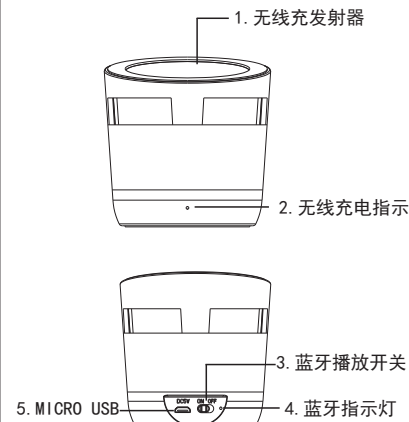
—使用B80无线充蓝牙音箱之前，请阅读使用说明书



### ◆ 适用范围



### 一. 接口示意图:



### 二. 产品参数:

1. 输入电压: DC 5V/2A
2. 音频输出功率: 3W\*1
3. 无线充功率: 5W
4. 信噪比:  $\geq 85\text{db}$
5. 无线充电输出: 5V/900ma
6. 无内置锂电池

### 三. 操作说明:

无线充电: 将无线充蓝牙音箱用Micro USB连接DC 5V且至少2A放电电流的适配器或其它移动电源设备。如果手机内置无线充接受器, 可以直接将手机放置在无线充发射器面板上, 如果手机没有内置无线接收器, 则需将手机连接无线充接收板并紧贴手机背面, 再将

手机放置在无线充发射器面板上。开始充电时, 无线充指示灯蓝灯常亮, 充电完毕红色亮。  
蓝牙模式播放功能: 音箱接入DC5V1A电源后, 拨动蓝牙开关至ON位置, 即可开启蓝牙模式, 手机打开蓝牙, 找到蓝牙名"B80"的设备进行配对即可。

### 四. 安全须知:

为防止使用过程中出现危险情况, 请阅读该安全须知。

1. 请不要在无线充过热时直接接触, 防止对人体造成烫伤危害。
2. 请不要把产品放置在加热器, 微波炉, 电饭煲, 高压锅等加热设备附近, 防止造成产品过热并引发火灾。
3. 请不要摔跌、撞击产品, 避免产品出现爆炸情况。
4. 儿童使用时, 请在成人监护下确保正常操作。
5. 请勿在低温潮湿的环境下使用, 正常使用环境 $0-50^{\circ}\text{C}$ 。

6. 请勿擅自拆卸, 维修产品。
7. 请勿把磁条卡片和产品放置在一起, 避免出现消磁现象。
8. 请勿把产品放在离医疗设备20cm以内的范围, 防止出现设备干扰现象。
9. 请勿将金属磁铁等异物放置于产品无线充线圈位置上, 防止出现高温对人体造成烫伤危害;
10. 请在用本产品对您的其它设备充电前, 去除被充电设备与本产品接触面的金属饰物
11. 在不使用的情况下, 请把产品充电器从插座上拔除, 避免消耗无线充使用寿命或造成损坏。

### 五. FCC警告:

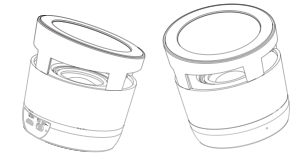
本设备符合FCC规则。操作符合以下两个条件:

- (1) 该设备不会产生有害干扰, (2) 本设备必须接受任何干扰, 包括可能会造成不良操作的干扰因素。未经专利方许可的任何修改和变更都可能导致使用者无权使用该设备。本设备已经过测试, 符合FCC规则第15页对B类数字设备的限制, 这些限制旨在住宅安装过程中对使用者遭受有害干扰提供合理的保护。该设备使用中会产生辐射射频能量, 如若不按照说明指

示安装和使用, 会对无线通讯造成有害干扰。同时, 也无法保证在特定安装中不会发生干扰。如果该设备对无线广播或电视接收产生有害干扰, 而这可以通过开关设备来控制, 则鼓励用户尝试通过一个或多个以下措施来消除干扰。

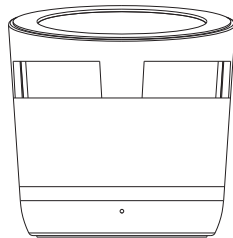
- 重新定位或重新定位接收天线。
- 增加设备和接收器之间的距离。
- 将设备连接到与接收器连接的电路不同的电路插座上。
- 咨询经销商或有经验的广播/视频技术人员以获得帮助。

该设备已经过评估, 符合一般无线射频暴露要求。该装置可以在不受限制的便携式曝光条件下使用。



## B80 WIRELESS CHARGER BLUETOOTH SPEAKER

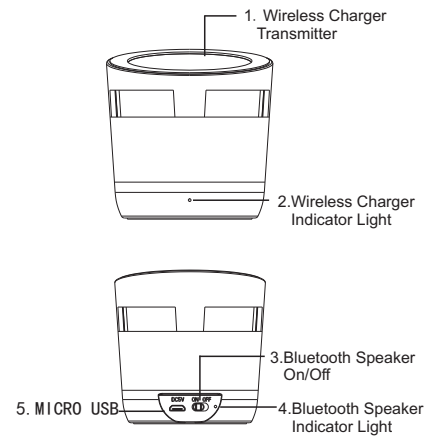
Please read the instruction manual before operating the wireless charger bluetooth speaker



### ◆ Range of application



### Main Function Instruction



### Product Parameters

1. Input: DC 5V/2A
2. Audio Output Power: 3W\*1;
3. Wireless Power: 5W;
4. SNR  $\geq 85\text{db}$
5. Wireless Power Output: 5V/900mA
6. Without Built-in Battery

### Operation Instruction

Wireless Charging: use Micro USB cable to connect this device with adapter (Output power: DC 5V and  $\geq 2\text{A}$  discharge current) or other power supply equipment. If the mobile phone built in wireless receiver, get the back side of mobile phone close to wireless charger panel for charging

directly. If the mobile phone without built-in wireless receiver, need to extra add the wireless receiver to help to connect mobile phone with wireless charger panel. The wireless charging indicator light is blue when charging;

### Play Music In Bluetooth Speaker Mode:

When Bluetooth speaker connect the DC5V 1A power, shift the Bluetooth Speaker On/Off button to ON option to begin the Bluetooth Speaker mode. Open the Bluetooth function on mobile phone to search the Bluetooth name "B80" to begin playing musics.

### Safety Information

Caution: Please read following cautions to avoid the unexpected emergency during using the wireless charger .

1. Do not directly touch the device when it is overheated, which may bring scald hurt.

2. Do not put the device in the place close to Heater, Microwave, Electronic Cooker, which may cause the device overheated and lead a fire.
3. Do not frequently fall or bump the device, which may cause the explosion.
4. Do not let children play or use the device when adult is not presented.
5. Do not put or use the device in the environment of low temperature or humidity, the normal environment temperature should be  $0-50^{\circ}\text{C}$ .
6. Do not disassemble or repair the device personally.
7. Do not put the magnetic stripe like bank card close to the device, which may cause the magnetic failure.
8. Do not put the device close to medical instruments in the range of 20cm. Which may cause signal interference.
9. Please make sure the charged device being off the protect cover before directly charging to wireless charger.
10. Please plug off the adapter when not using the device, which can save the life time and avoid the damage.

### FCC Warning

This device complies with part 15 of the FCC Rules. Operation is subject to the following two conditions: (1) This device may not cause harmful interference, and (2) this device must accept

any interference received, including interference that may cause undesired operation. Any Changes or modifications that may cause approved by the party responsible for compliance could void the user's authority to operate the equipment. This equipment has been tested and found to comply with the limits for a Class B digital device, pursuant to part 15 of the FCC Rules. These limits are designed to provide reasonable protection against harmful interference in a residential installation. This equipment generates uses and can radiate radio frequency energy and, if not installed and used in accordance with the instructions, may cause harmful interference to radio communications. However, there is no guarantee that interference will not occur in a particular installation. If this equipment does cause harmful interference to radio or television reception, which can be determined by turning the equipment off and on, the user is encouraged to try to correct the interference by one or more of the following measures:

- Reorient or relocate the receiving antenna.
- Increase the separation between the equipment and receiver.
- Connect the equipment into an outlet on a circuit different from that to which the receiver is connected.
- Consult the dealer or an experienced radio/TV technician for help. The device has been evaluated to meet general RF exposure requirement. The device can be used in portable exposure condition without restriction.