



Test setup Photo

1. Radiated Emissions

Below 30 MHz - Front



Below 30 MHz - Rear




Below 1 GHz - Front




Below 1 GHz - Rear



Above 1 GHz - Front




Above 1 GHz - Rear



2. AC Power-line Conducted Emissions

Front



Rear

