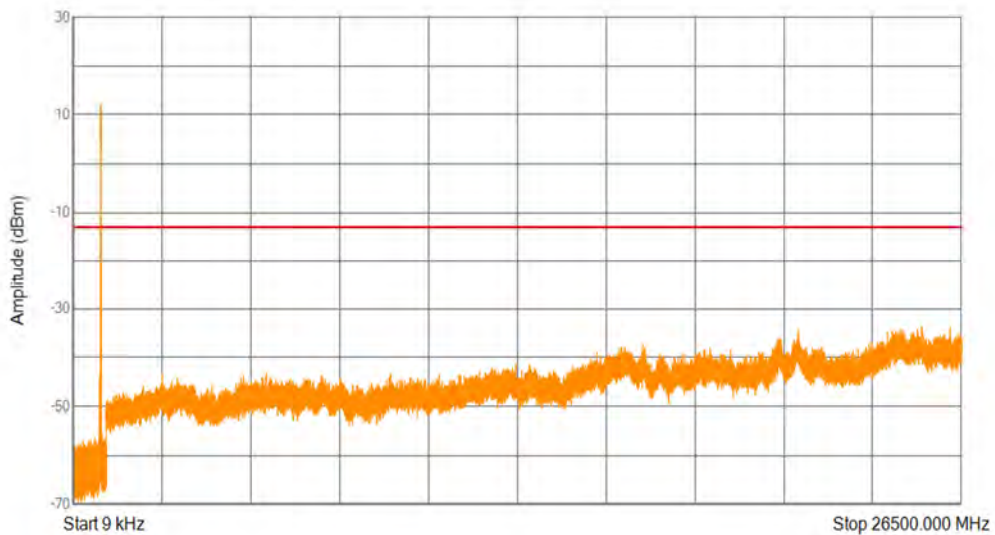


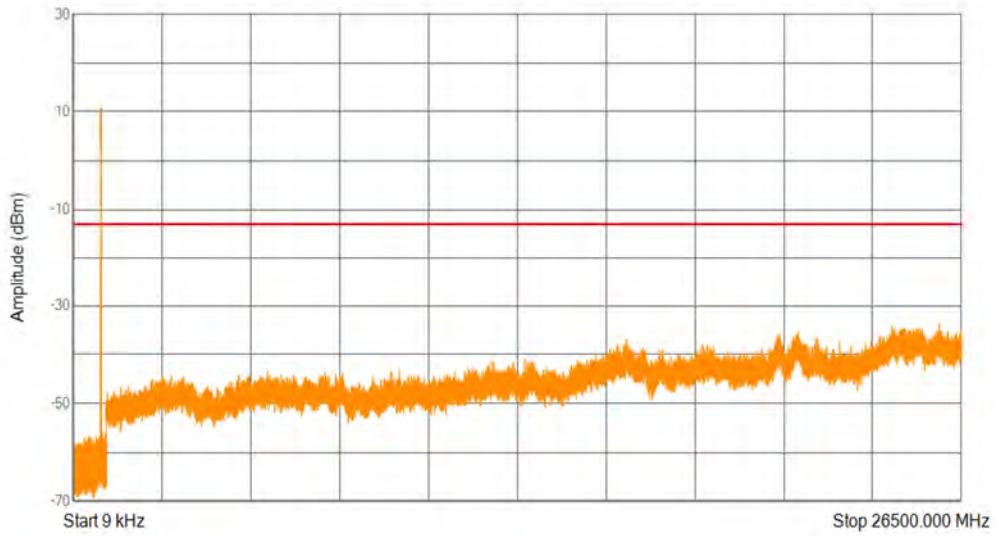
Range	Start (MHz)	Stop (MHz)	RBW (kHz)	Spur Freq (MHz)	Spur Level (dBm)	Limit (dBm)
1	0.009	0.15	1	0.010843575	-52.77	-13
2	0.15	30	10	0.15	-52.88	-13
3	30	1000	100	685.817	-56.24	-13
4	1000	26500	1000	25283.0125	-34.11	-13

Band26(824-849) QPSK BW=10MHz Channel=26915 RB Size=50 Position=#0



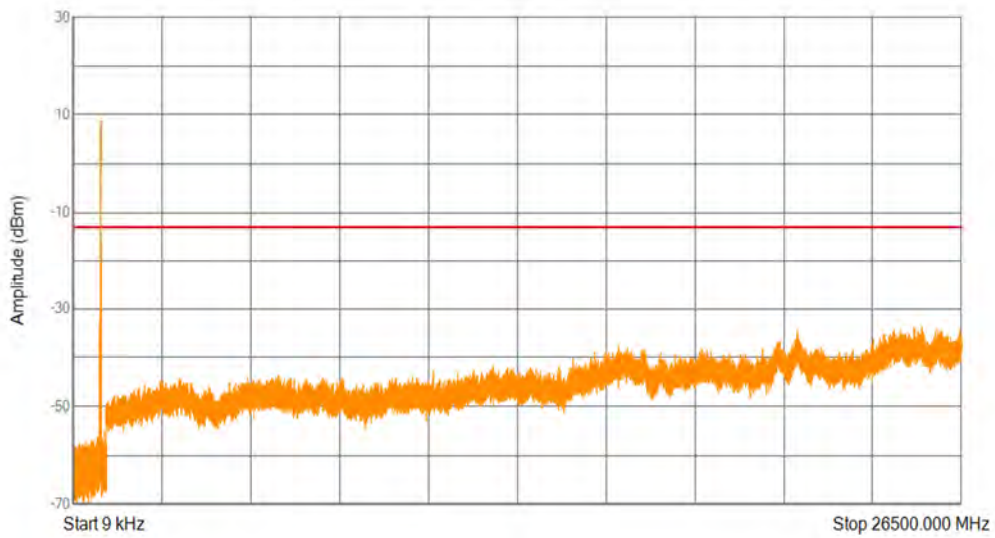
Range	Start (MHz)	Stop (MHz)	RBW (kHz)	Spur Freq (MHz)	Spur Level (dBm)	Limit (dBm)
1	0.009	0.15	1	0.0094512	-51.46	-13
2	0.15	30	10	0.176865	-54.55	-13
3	30	1000	100	654.5345	-56.41	-13
4	1000	26500	1000	25316.1625	-33.47	-13

Band26(824-849) QPSK BW=10MHz Channel=26990 RB Size=50 Position=#0



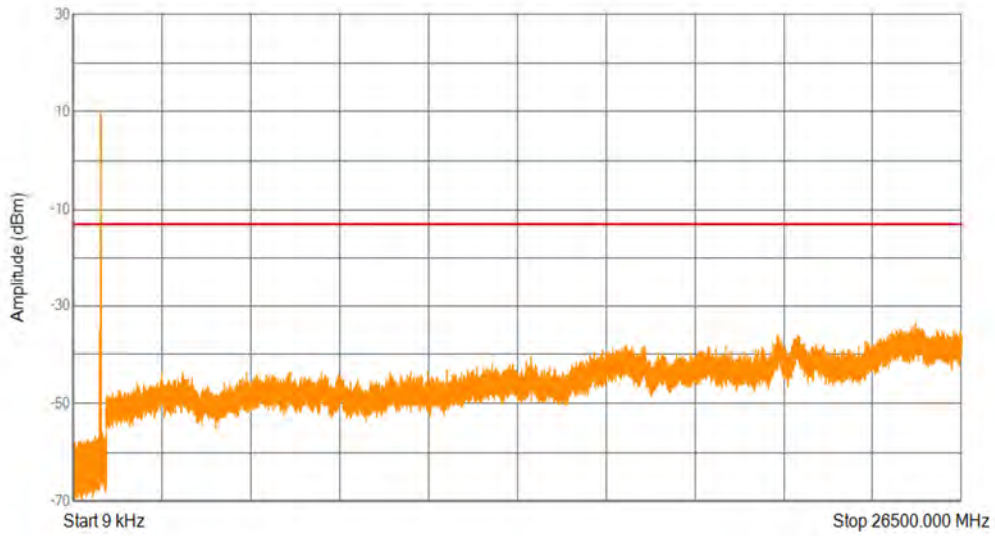
Range	Start (MHz)	Stop (MHz)	RBW (kHz)	Spur Freq (MHz)	Spur Level (dBm)	Limit (dBm)
1	0.009	0.15	1	0.01099515	-53.48	-13
2	0.15	30	10	0.17014875	-56.07	-13
3	30	1000	100	973.2765	-56.14	-13
4	1000	26500	1000	25838.275	-33.55	-13

Band26(824-849) QPSK BW=15MHz Channel=26865 RB Size=75 Position=#0



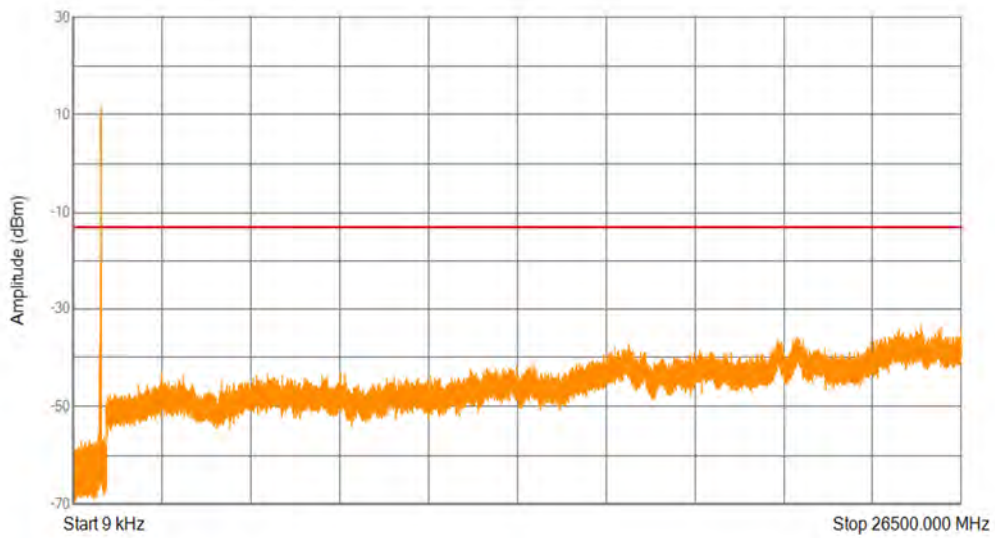
Range	Start (MHz)	Stop (MHz)	RBW (kHz)	Spur Freq (MHz)	Spur Level (dBm)	Limit (dBm)
1	0.009	0.15	1	0.01050165	-53.04	-13
2	0.15	30	10	0.15074625	-55.27	-13
3	30	1000	100	949.3175	-55	-13
4	1000	26500	1000	25319.35	-33.53	-13

Band26(824-849) QPSK BW=15MHz Channel=26915 RB Size=75 Position=#0



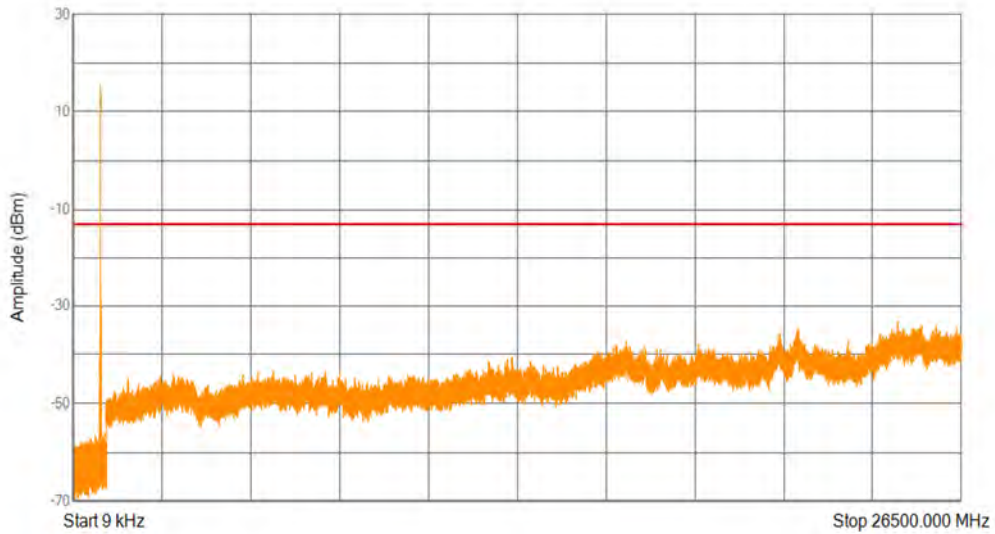
Range	Start (MHz)	Stop (MHz)	RBW (kHz)	Spur Freq (MHz)	Spur Level (dBm)	Limit (dBm)
1	0.009	0.15	1	0.0093384	-50.43	-13
2	0.15	30	10	0.15373125	-56.25	-13
3	30	1000	100	990.56675	-56.53	-13
4	1000	26500	1000	25135.1125	-33.43	-13

Band26(824-849) QPSK BW=15MHz Channel=26965 RB Size=75 Position=#0



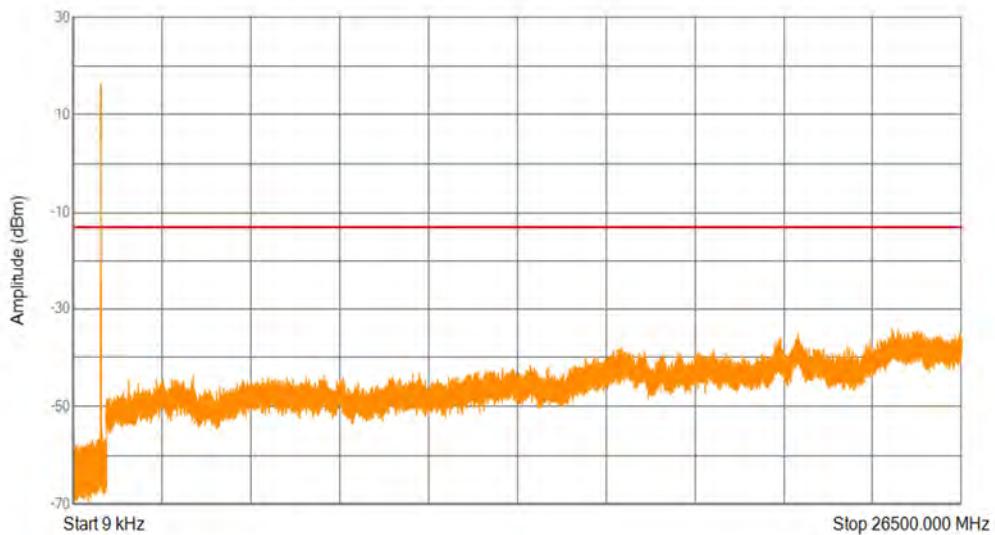
Range	Start (MHz)	Stop (MHz)	RBW (kHz)	Spur Freq (MHz)	Spur Level (dBm)	Limit (dBm)
1	0.009	0.15	1	0.0104523	-52.09	-13
2	0.15	30	10	0.15	-53.17	-13
3	30	1000	100	945.70425	-56.13	-13
4	1000	26500	1000	25295.125	-33.37	-13

Band26(824-849) QPSK BW=3MHz Channel=26805 RB Size=15 Position=#0



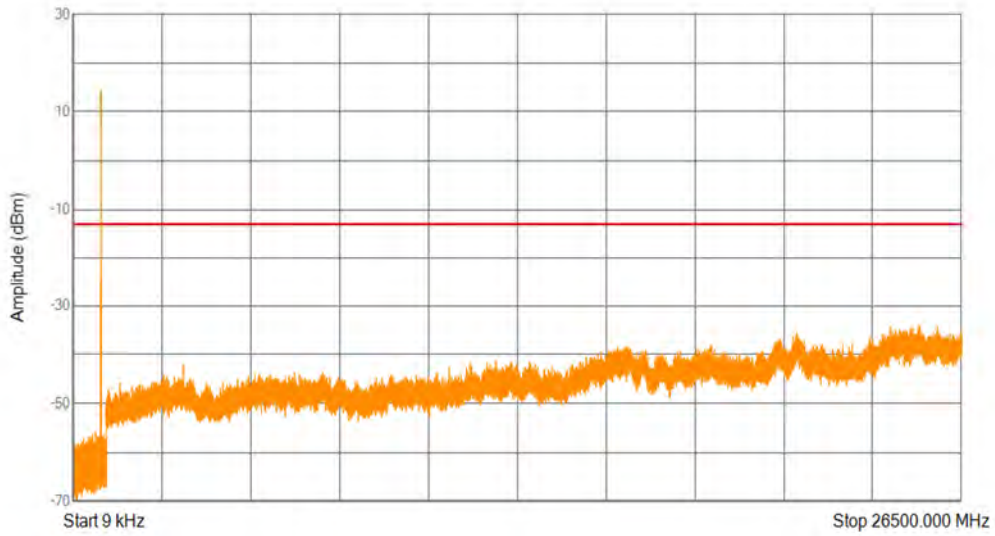
Range	Start (MHz)	Stop (MHz)	RBW (kHz)	Spur Freq (MHz)	Spur Level (dBm)	Limit (dBm)
1	0.009	0.15	1	0.0097755	-52.97	-13
2	0.15	30	10	0.15522375	-54.65	-13
3	30	1000	100	961.36975	-56.23	-13
4	1000	26500	1000	24598.3375	-33.24	-13

Band26(824-849) QPSK BW=3MHz Channel=26915 RB Size=15 Position=#0



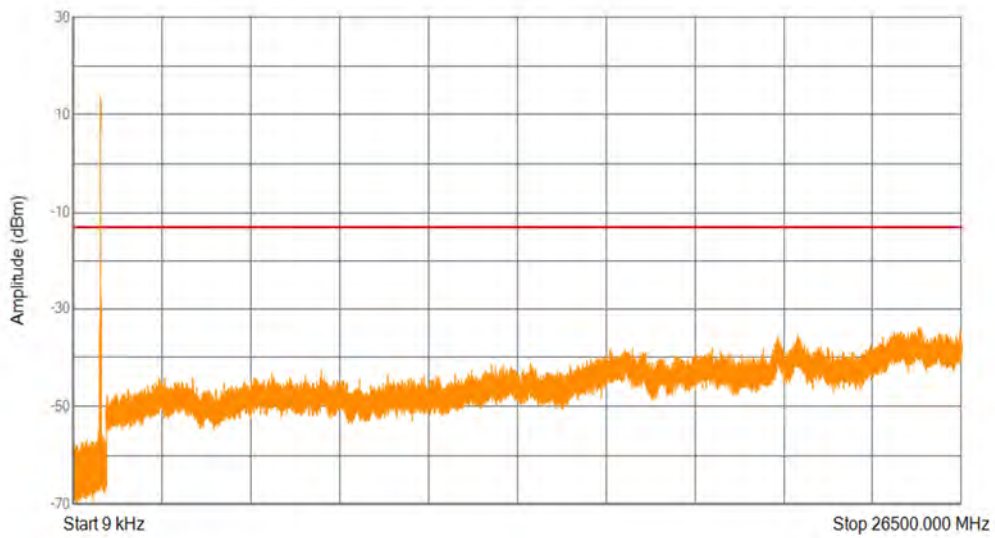
Range	Start (MHz)	Stop (MHz)	RBW (kHz)	Spur Freq (MHz)	Spur Level (dBm)	Limit (dBm)
1	0.009	0.15	1	0.014255775	-53.87	-13
2	0.15	30	10	0.15074625	-54.54	-13
3	30	1000	100	870.18975	-55.5	-13
4	1000	26500	1000	24428.7625	-34.14	-13

Band26(824-849) QPSK BW=3MHz Channel=27025 RB Size=15 Position=#0



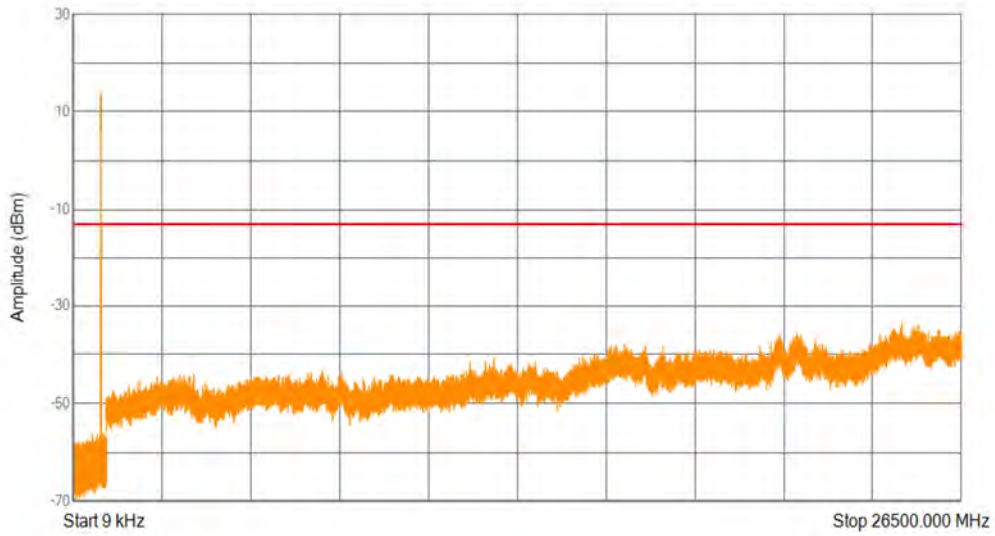
Range	Start (MHz)	Stop (MHz)	RBW (kHz)	Spur Freq (MHz)	Spur Level (dBm)	Limit (dBm)
1	0.009	0.15	1	0.009179775	-53.91	-13
2	0.15	30	10	0.18805875	-54.1	-13
3	30	1000	100	683.65875	-55.77	-13
4	1000	26500	1000	25223.725	-33.91	-13

Band26(824-849) QPSK BW=5MHz Channel=26815 RB Size=25 Position=#0



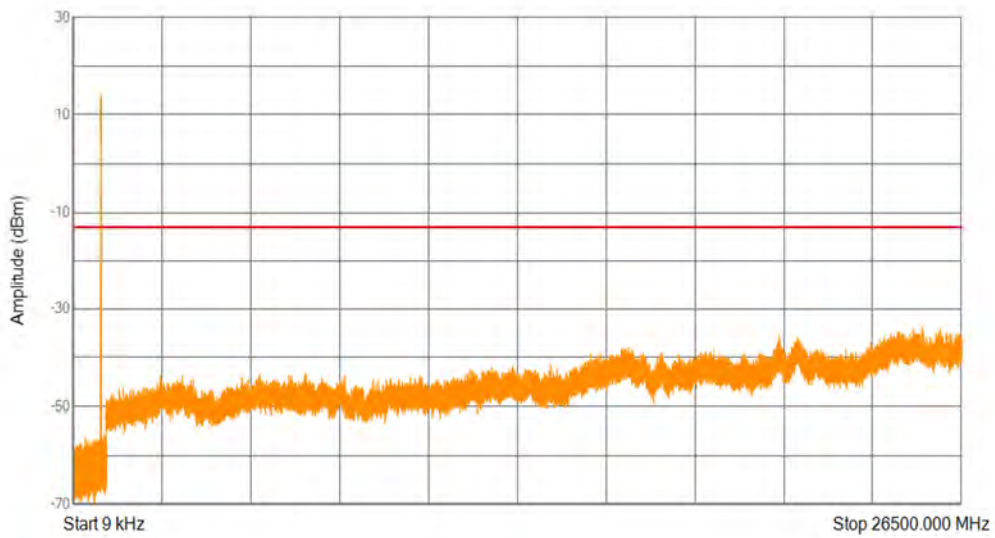
Range	Start (MHz)	Stop (MHz)	RBW (kHz)	Spur Freq (MHz)	Spur Level (dBm)	Limit (dBm)
1	0.009	0.15	1	0.00964155	-53.2	-13
2	0.15	30	10	0.152985	-54.55	-13
3	30	1000	100	768.17	-55.29	-13
4	1000	26500	1000	25240.3	-33.76	-13

Band26(824-849) QPSK BW=5MHz Channel=26915 RB Size=25 Position=#0



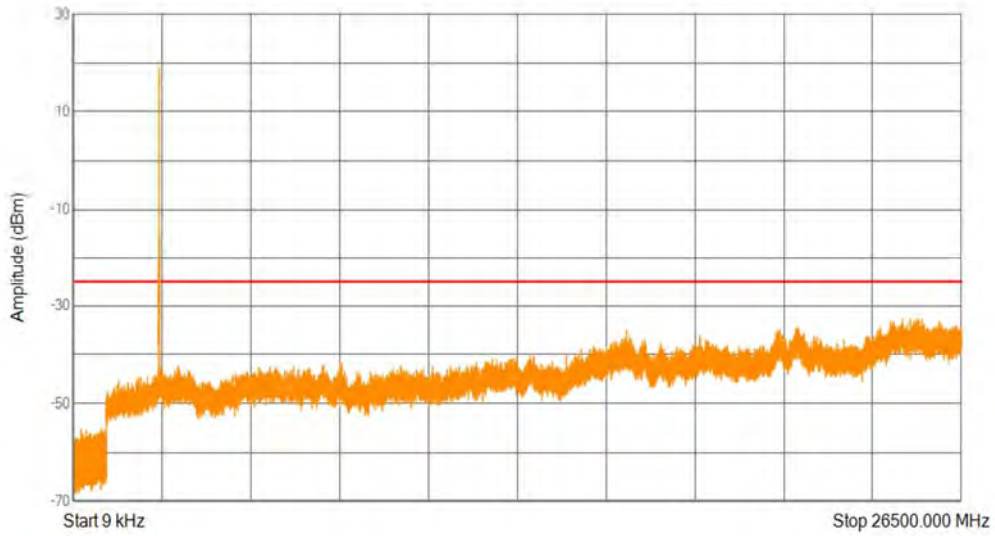
Range	Start (MHz)	Stop (MHz)	RBW (kHz)	Spur Freq (MHz)	Spur Level (dBm)	Limit (dBm)
1	0.009	0.15	1	0.009130425	-52.76	-13
2	0.15	30	10	0.16791	-56.17	-13
3	30	1000	100	905.716	-56.06	-13
4	1000	26500	1000	24723.925	-33.37	-13

Band26(824-849) QPSK BW=5MHz Channel=27015 RB Size=25 Position=#0



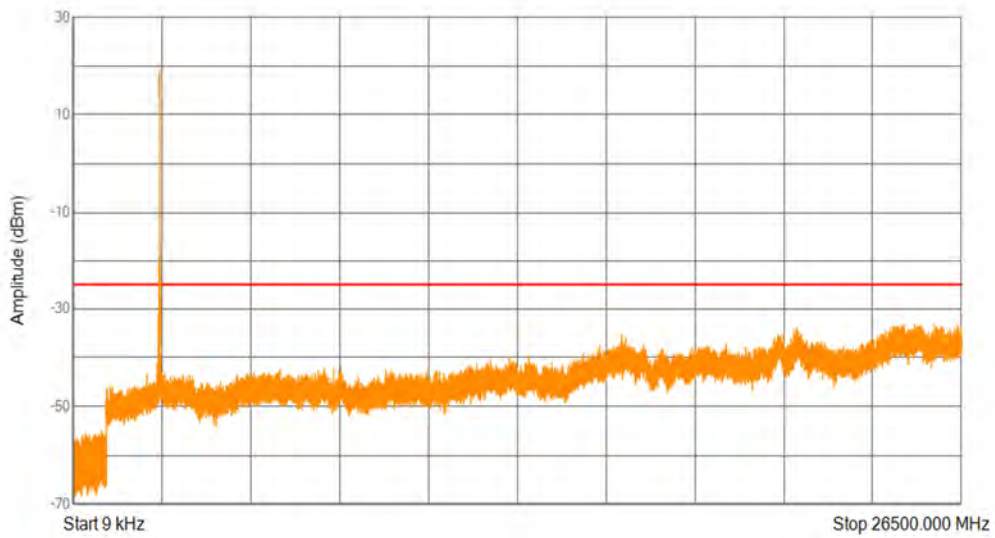
Range	Start (MHz)	Stop (MHz)	RBW (kHz)	Spur Freq (MHz)	Spur Level (dBm)	Limit (dBm)
1	0.009	0.15	1	0.01061445	-51.07	-13
2	0.15	30	10	0.1544775	-53.87	-13
3	30	1000	100	938.33225	-55.59	-13
4	1000	26500	1000	25330.1875	-33.58	-13

Band38 16QAM BW=10MHz Channel=37800 RB Size=50 Position=#0



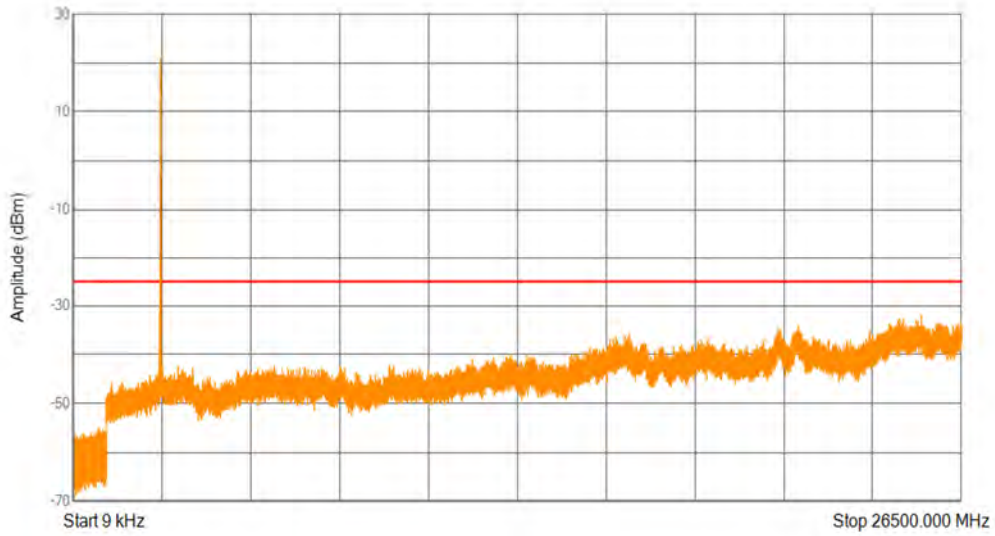
Range	Start (MHz)	Stop (MHz)	RBW (kHz)	Spur Freq (MHz)	Spur Level (dBm)	Limit (dBm)
1	0.009	0.15	1	0.01029015	-51.19	-25
2	0.15	30	10	0.170895	-52.09	-25
3	30	1000	100	250.4325	-55.24	-25
4	1000	26500	1000	24736.675	-32.67	-25

Band38 16QAM BW=10MHz Channel=38000 RB Size=50 Position=#0



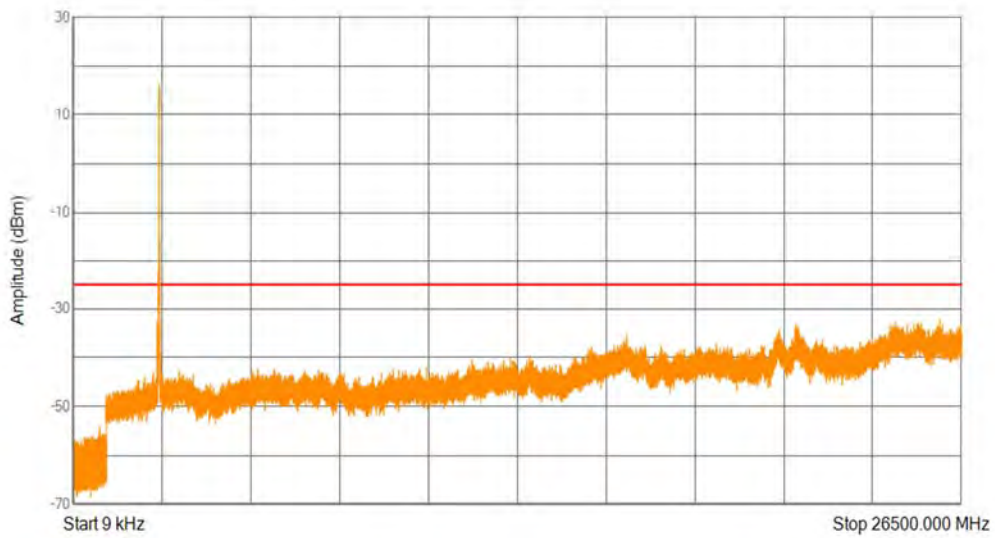
Range	Start (MHz)	Stop (MHz)	RBW (kHz)	Spur Freq (MHz)	Spur Level (dBm)	Limit (dBm)
1	0.009	0.15	1	0.01464705	-52.31	-25
2	0.15	30	10	0.1544775	-52.79	-25
3	30	1000	100	851.80825	-55.2	-25
4	1000	26500	1000	25103.2375	-33.11	-25

Band38 16QAM BW=10MHz Channel=38200 RB Size=50 Position=#0



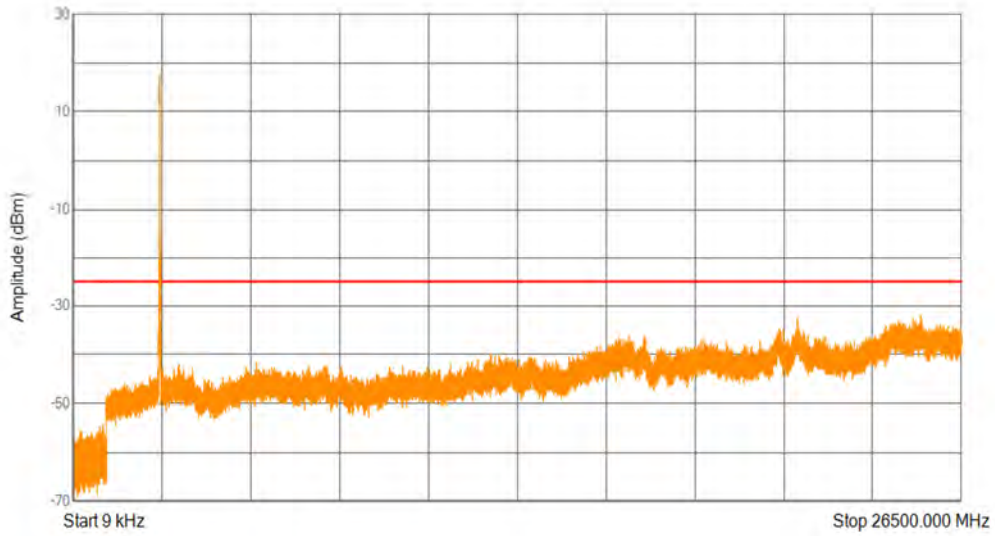
Range	Start (MHz)	Stop (MHz)	RBW (kHz)	Spur Freq (MHz)	Spur Level (dBm)	Limit (dBm)
1	0.009	0.15	1	0.01323	-50.82	-25
2	0.15	30	10	0.1514925	-52.49	-25
3	30	1000	100	765.551	-54.95	-25
4	1000	26500	1000	25304.05	-31.87	-25

Band38 16QAM BW=15MHz Channel=37825 RB Size=75 Position=#0



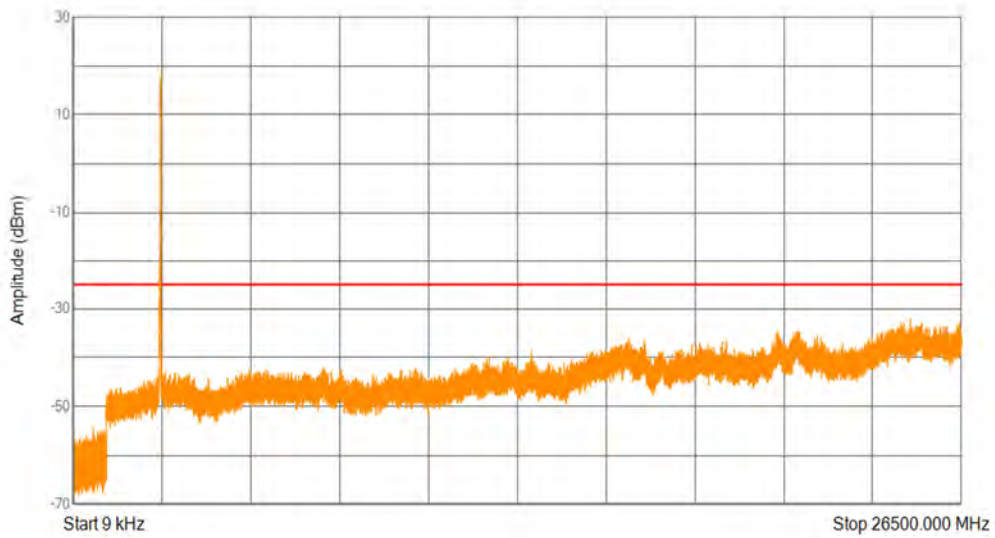
Range	Start (MHz)	Stop (MHz)	RBW (kHz)	Spur Freq (MHz)	Spur Level (dBm)	Limit (dBm)
1	0.009	0.15	1	0.009863625	-50.67	-25
2	0.15	30	10	0.15820875	-51.25	-25
3	30	1000	100	807.5035	-54.33	-25
4	1000	26500	1000	25858.0375	-32.16	-25

Band38 16QAM BW=15MHz Channel=38000 RB Size=75 Position=#0



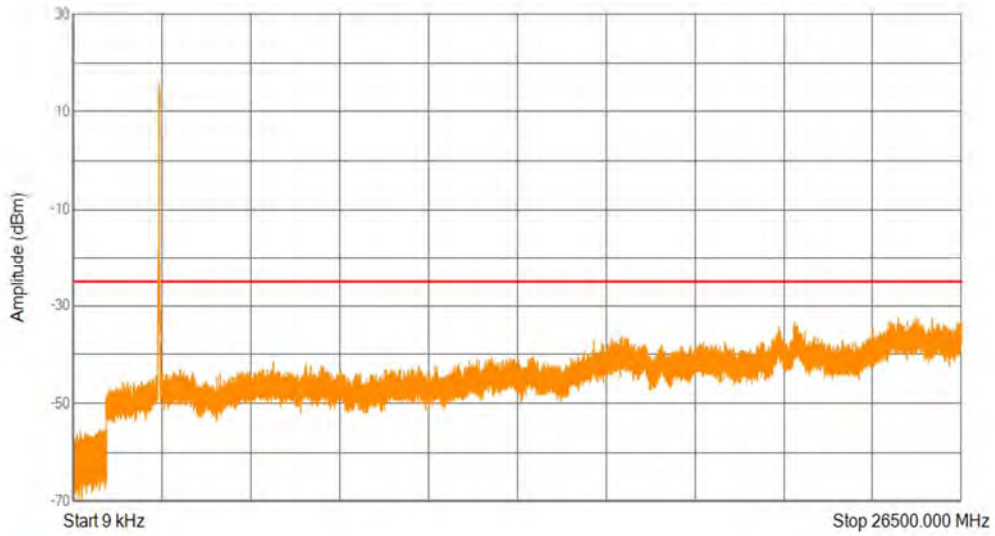
Range	Start (MHz)	Stop (MHz)	RBW (kHz)	Spur Freq (MHz)	Spur Level (dBm)	Limit (dBm)
1	0.009	0.15	1	0.01050165	-51.21	-25
2	0.15	30	10	0.1514925	-51.7	-25
3	30	1000	100	907.8985	-54.31	-25
4	1000	26500	1000	25287.475	-31.81	-25

Band38 16QAM BW=15MHz Channel=38175 RB Size=75 Position=#0



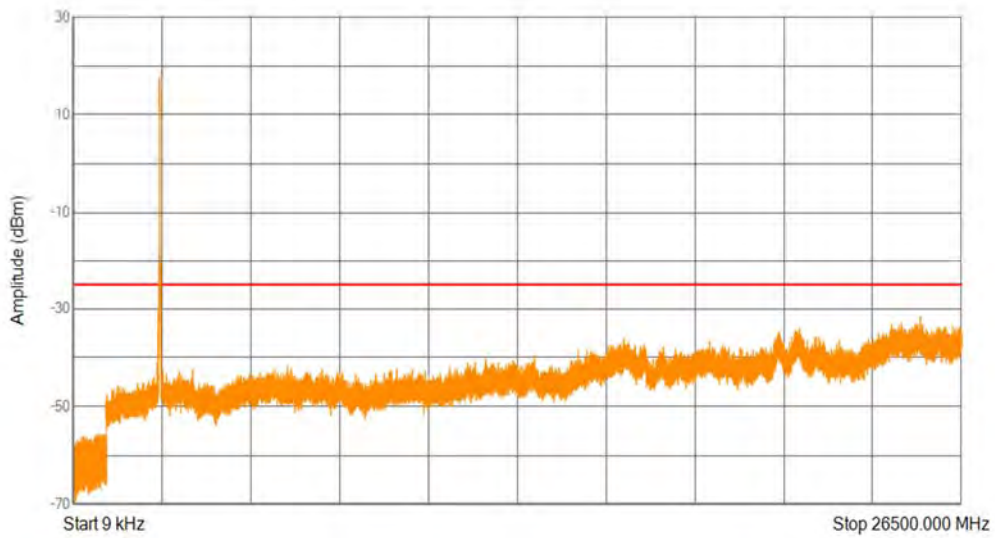
Range	Start (MHz)	Stop (MHz)	RBW (kHz)	Spur Freq (MHz)	Spur Level (dBm)	Limit (dBm)
1	0.009	0.15	1	0.0091692	-51.36	-25
2	0.15	30	10	0.16119375	-50.81	-25
3	30	1000	100	612.7275	-54.36	-25
4	1000	26500	1000	24974.4625	-32.07	-25

Band38 16QAM BW=20MHz Channel=37850 RB Size=100 Position=#0



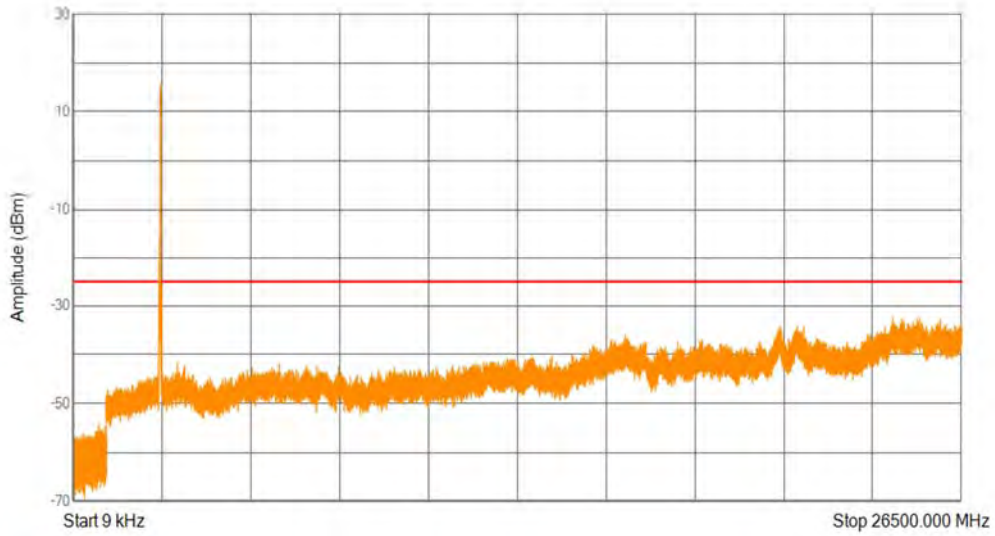
Range	Start (MHz)	Stop (MHz)	RBW (kHz)	Spur Freq (MHz)	Spur Level (dBm)	Limit (dBm)
1	0.009	0.15	1	0.01394205	-52.43	-25
2	0.15	30	10	0.164925	-55.22	-25
3	30	1000	100	806.7275	-55.21	-25
4	1000	26500	1000	25138.3	-32.41	-25

Band38 16QAM BW=20MHz Channel=38000 RB Size=100 Position=#0



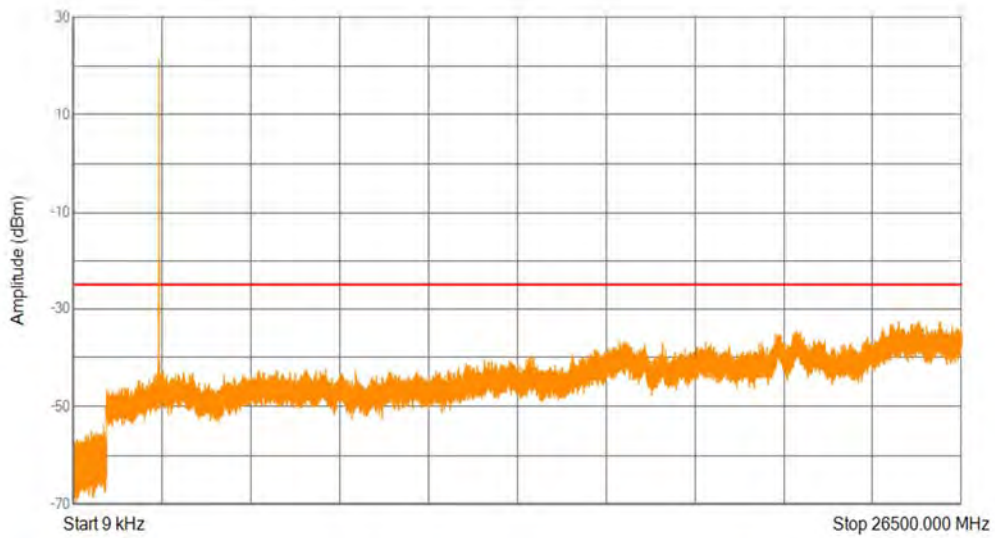
Range	Start (MHz)	Stop (MHz)	RBW (kHz)	Spur Freq (MHz)	Spur Level (dBm)	Limit (dBm)
1	0.009	0.15	1	0.009814275	-52	-25
2	0.15	30	10	0.1544775	-53.91	-25
3	30	1000	100	817.95525	-55.61	-25
4	1000	26500	1000	25276.6375	-31.54	-25

Band38 16QAM BW=20MHz Channel=38150 RB Size=100 Position=#0



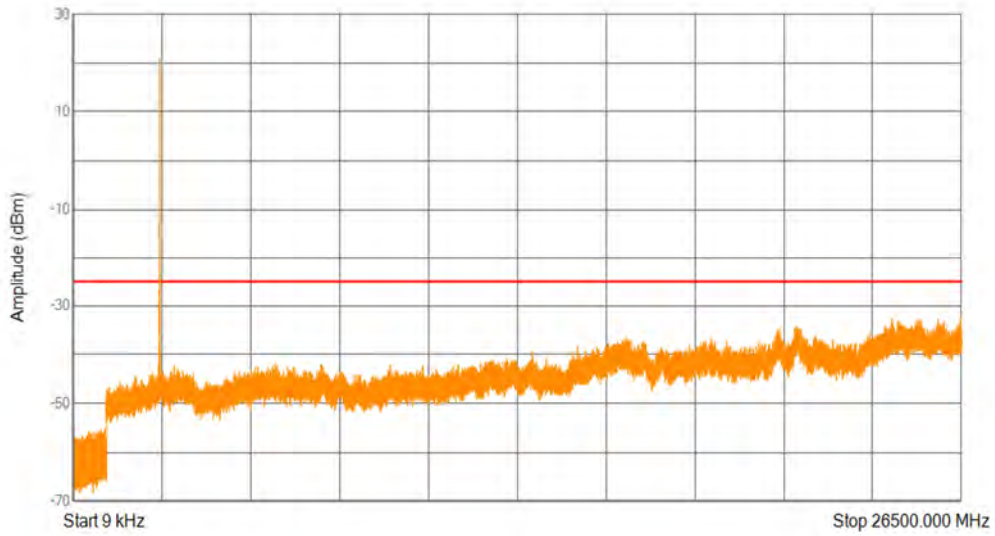
Range	Start (MHz)	Stop (MHz)	RBW (kHz)	Spur Freq (MHz)	Spur Level (dBm)	Limit (dBm)
1	0.009	0.15	1	0.009	-49.32	-25
2	0.15	30	10	0.1574625	-53.67	-25
3	30	1000	100	779.907	-54.27	-25
4	1000	26500	1000	24455.5375	-32.29	-25

Band38 16QAM BW=5MHz Channel=37775 RB Size=25 Position=#0



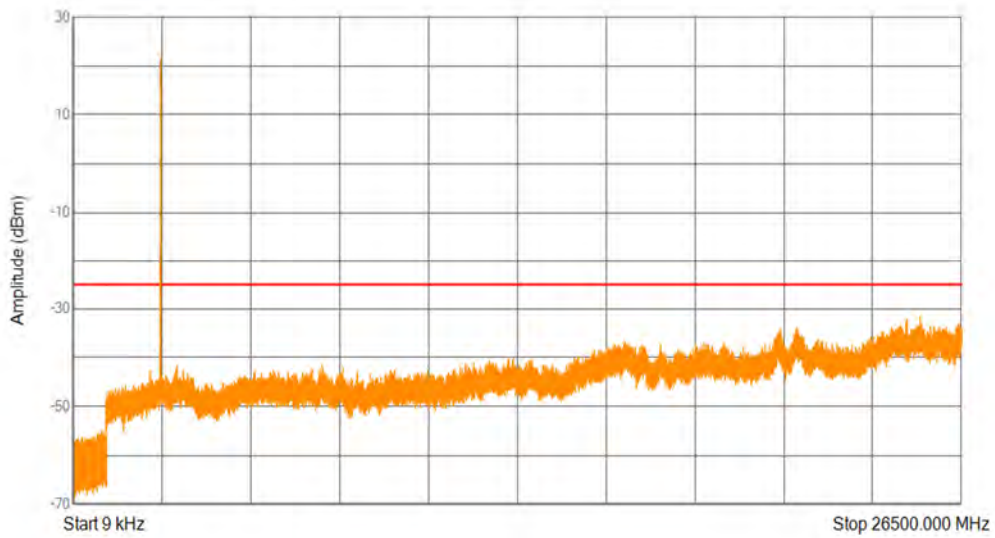
Range	Start (MHz)	Stop (MHz)	RBW (kHz)	Spur Freq (MHz)	Spur Level (dBm)	Limit (dBm)
1	0.009	0.15	1	0.010857675	-50.2	-25
2	0.15	30	10	0.15	-50.71	-25
3	30	1000	100	918.44725	-53.69	-25
4	1000	26500	1000	24633.4	-32.61	-25

Band38 16QAM BW=5MHz Channel=38000 RB Size=25 Position=#0



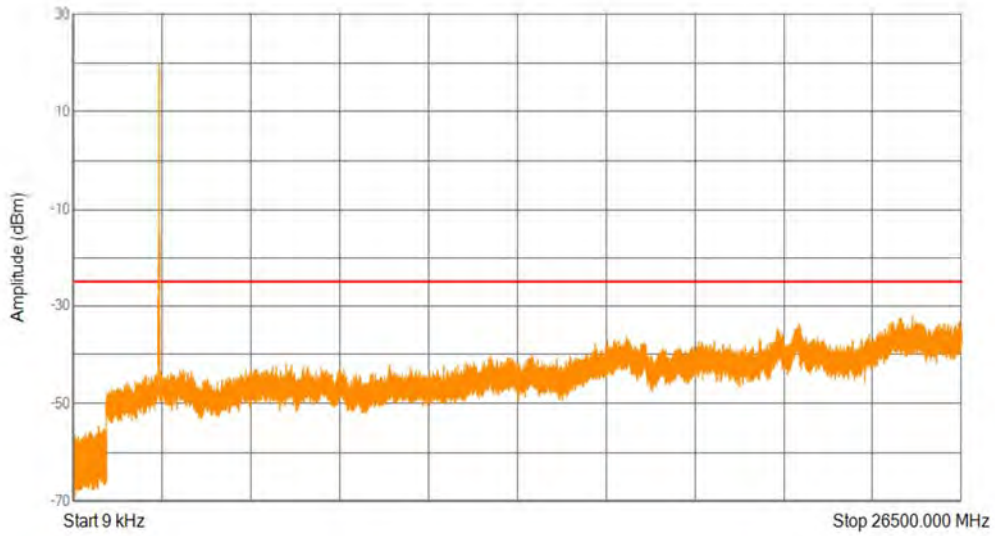
Range	Start (MHz)	Stop (MHz)	RBW (kHz)	Spur Freq (MHz)	Spur Level (dBm)	Limit (dBm)
1	0.009	0.15	1	0.010209075	-52.02	-25
2	0.15	30	10	0.158955	-54.08	-25
3	30	1000	100	951.6455	-55.14	-25
4	1000	26500	1000	26477.05	-32.34	-25

Band38 16QAM BW=5MHz Channel=38225 RB Size=25 Position=#0



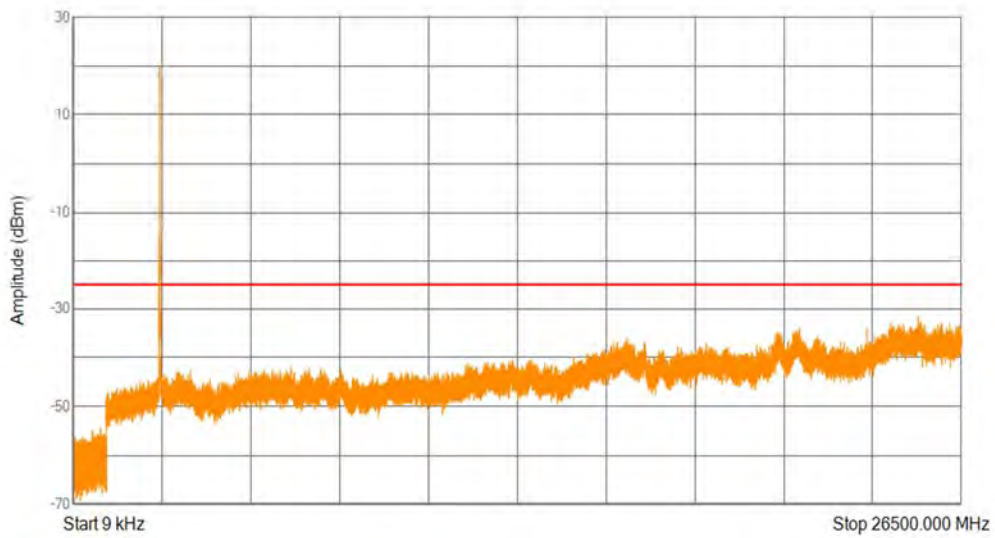
Range	Start (MHz)	Stop (MHz)	RBW (kHz)	Spur Freq (MHz)	Spur Level (dBm)	Limit (dBm)
1	0.009	0.15	1	0.009	-50.86	-25
2	0.15	30	10	0.19104375	-55.14	-25
3	30	1000	100	869.341	-54.69	-25
4	1000	26500	1000	25273.45	-31.41	-25

Band38 QPSK BW=10MHz Channel=37800 RB Size=50 Position=#0



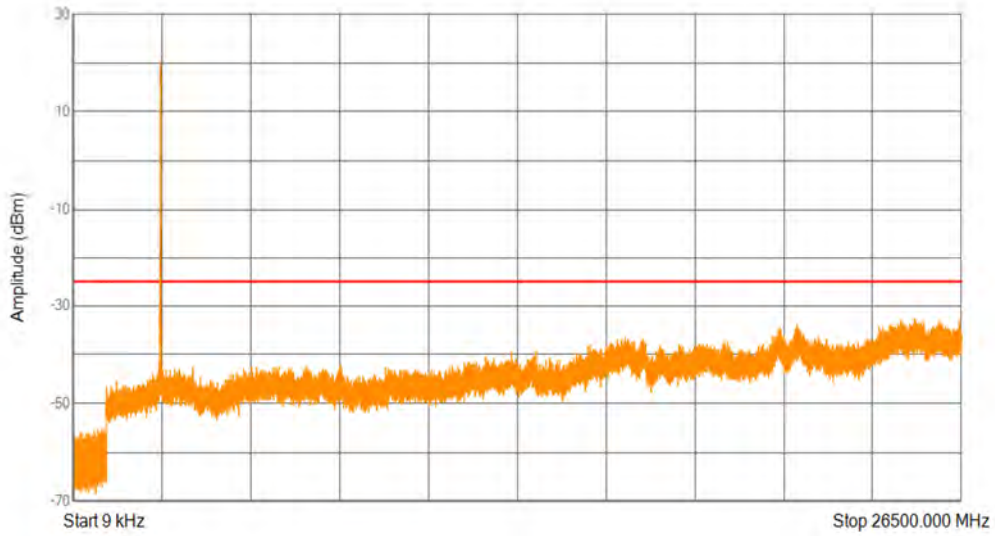
Range	Start (MHz)	Stop (MHz)	RBW (kHz)	Spur Freq (MHz)	Spur Level (dBm)	Limit (dBm)
1	0.009	0.15	1	0.009384225	-51.95	-25
2	0.15	30	10	0.15970125	-52.74	-25
3	30	1000	100	772.07425	-54.59	-25
4	1000	26500	1000	25043.95	-32.16	-25

Band38 QPSK BW=10MHz Channel=38000 RB Size=50 Position=#0



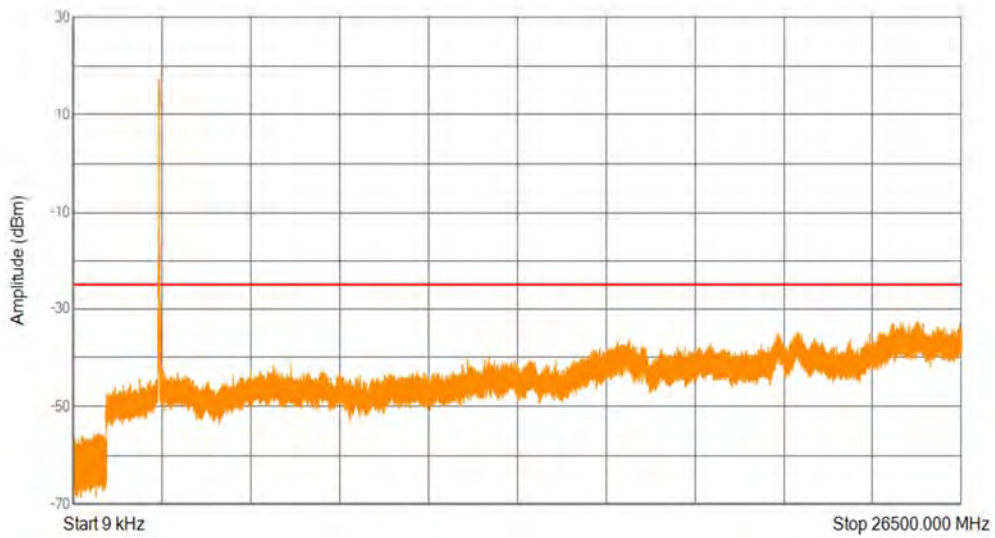
Range	Start (MHz)	Stop (MHz)	RBW (kHz)	Spur Freq (MHz)	Spur Level (dBm)	Limit (dBm)
1	0.009	0.15	1	0.011365275	-49.76	-25
2	0.15	30	10	0.17611875	-54.01	-25
3	30	1000	100	831.92325	-54.38	-25
4	1000	26500	1000	25209.7	-31.62	-25

Band38 QPSK BW=10MHz Channel=38200 RB Size=50 Position=#0



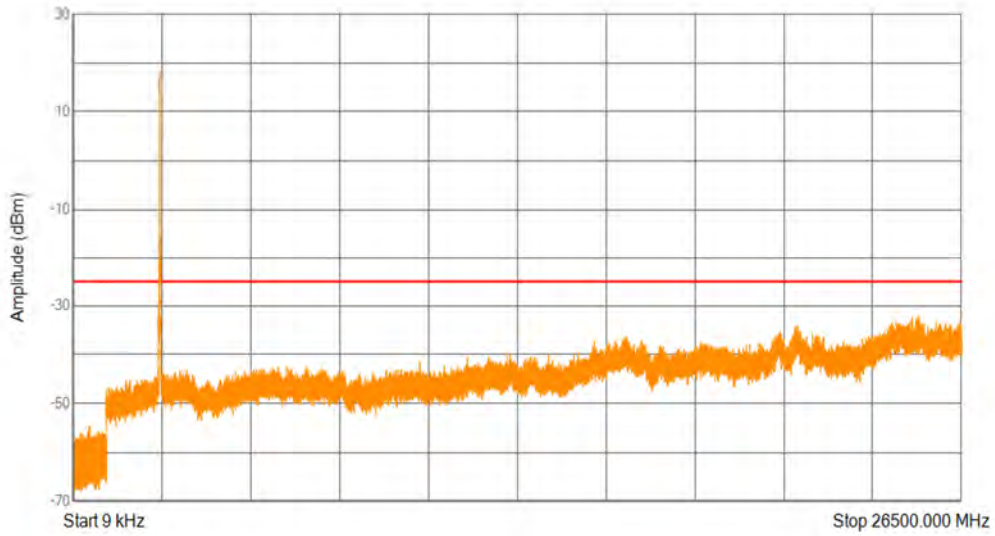
Range	Start (MHz)	Stop (MHz)	RBW (kHz)	Spur Freq (MHz)	Spur Level (dBm)	Limit (dBm)
1	0.009	0.15	1	0.0104523	-51.88	-25
2	0.15	30	10	0.15	-53.04	-25
3	30	1000	100	869.923	-55.09	-25
4	1000	26500	1000	25121.0875	-32.56	-25

Band38 QPSK BW=15MHz Channel=37825 RB Size=75 Position=#0



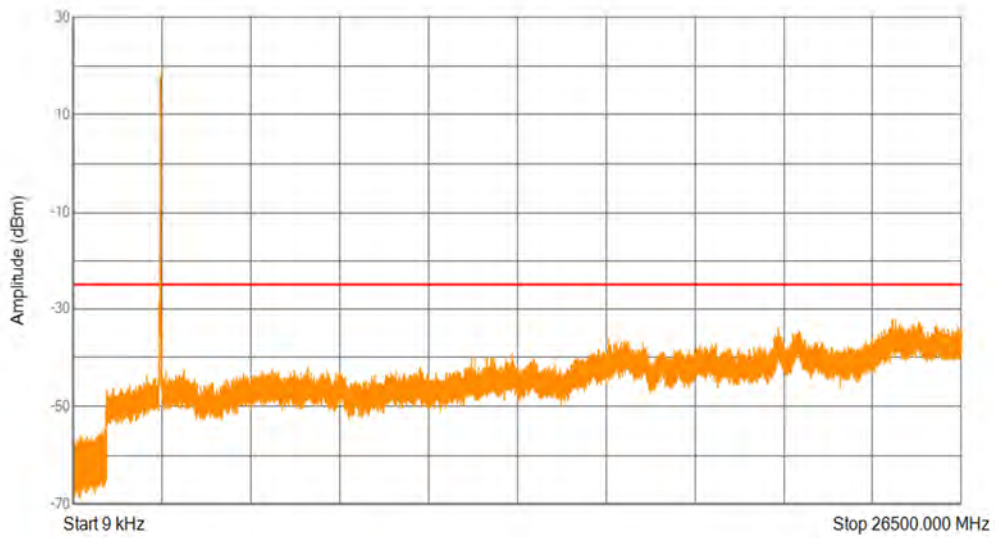
Range	Start (MHz)	Stop (MHz)	RBW (kHz)	Spur Freq (MHz)	Spur Level (dBm)	Limit (dBm)
1	0.009	0.15	1	0.009141	-49.76	-25
2	0.15	30	10	0.16865625	-53.22	-25
3	30	1000	100	764.096	-55.36	-25
4	1000	26500	1000	25213.525	-32.67	-25

Band38 QPSK BW=15MHz Channel=38000 RB Size=75 Position=#0



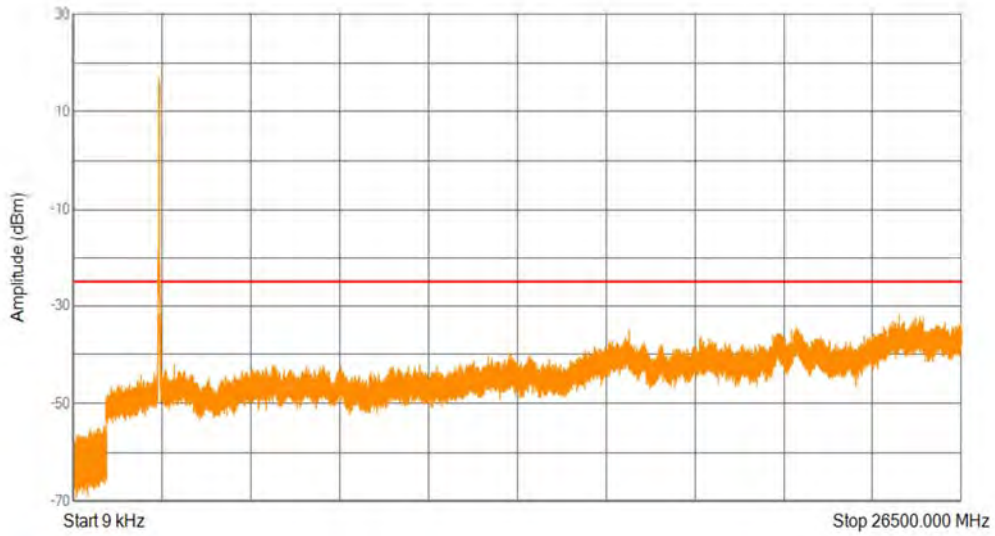
Range	Start (MHz)	Stop (MHz)	RBW (kHz)	Spur Freq (MHz)	Spur Level (dBm)	Limit (dBm)
1	0.009	0.15	1	0.0130326	-51.98	-25
2	0.15	30	10	0.15074625	-53.49	-25
3	30	1000	100	497.51575	-54.49	-25
4	1000	26500	1000	25033.1125	-32.24	-25

Band38 QPSK BW=15MHz Channel=38175 RB Size=75 Position=#0



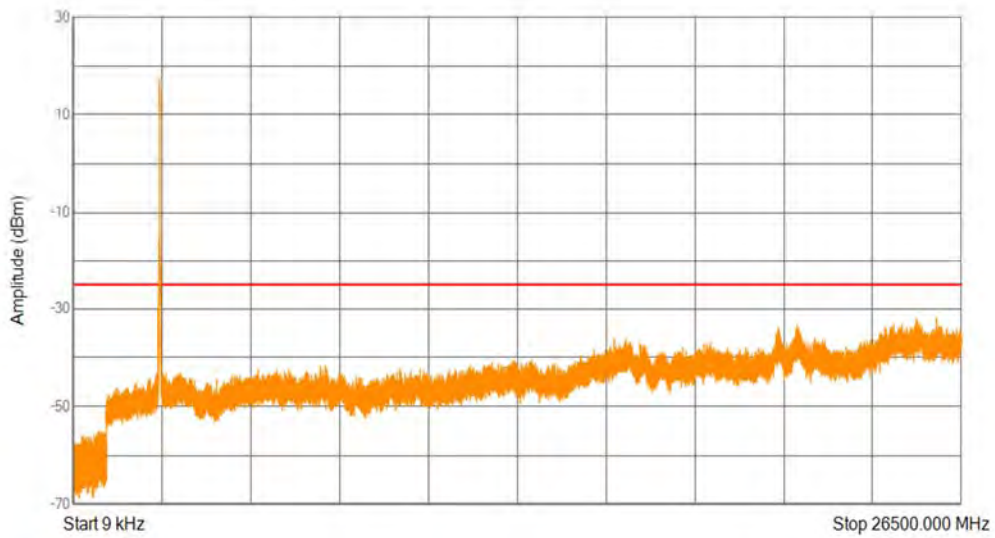
Range	Start (MHz)	Stop (MHz)	RBW (kHz)	Spur Freq (MHz)	Spur Level (dBm)	Limit (dBm)
1	0.009	0.15	1	0.0094512	-53.22	-25
2	0.15	30	10	0.1723875	-53.5	-25
3	30	1000	100	957.9505	-54.27	-25
4	1000	26500	1000	24460	-32.07	-25

Band38 QPSK BW=20MHz Channel=37850 RB Size=100 Position=#0



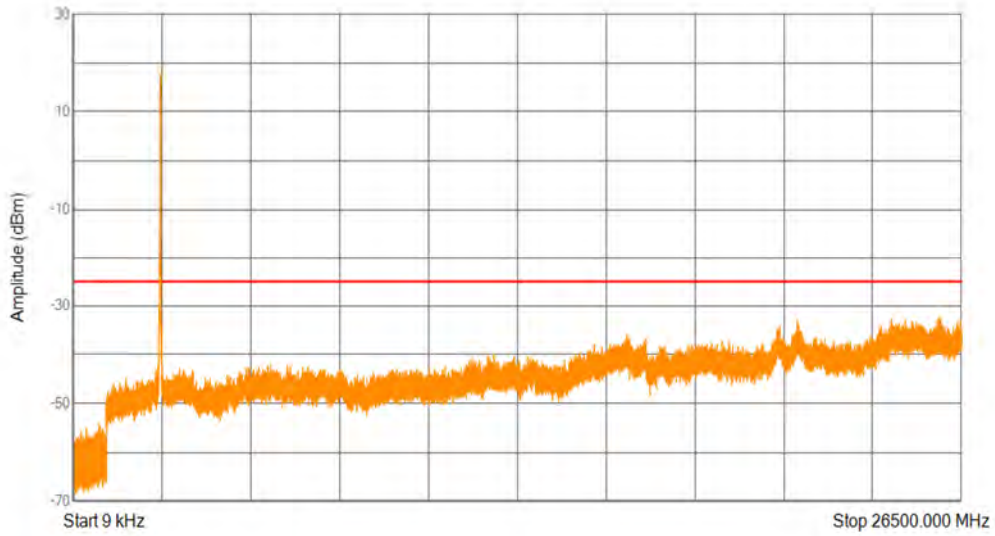
Range	Start (MHz)	Stop (MHz)	RBW (kHz)	Spur Freq (MHz)	Spur Level (dBm)	Limit (dBm)
1	0.009	0.15	1	0.0131454	-52.21	-25
2	0.15	30	10	0.15223875	-52.68	-25
3	30	1000	100	921.527	-54.53	-25
4	1000	26500	1000	24646.15	-31.79	-25

Band38 QPSK BW=20MHz Channel=38000 RB Size=100 Position=#0



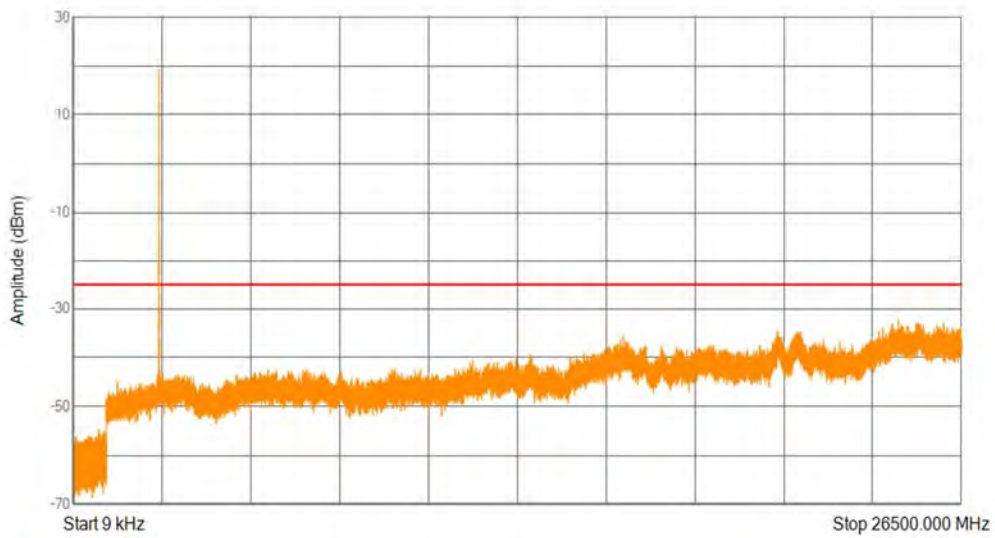
Range	Start (MHz)	Stop (MHz)	RBW (kHz)	Spur Freq (MHz)	Spur Level (dBm)	Limit (dBm)
1	0.009	0.15	1	0.010180875	-51.78	-25
2	0.15	30	10	0.15074625	-53.12	-25
3	30	1000	100	763.417	-55.05	-25
4	1000	26500	1000	25758.5875	-31.79	-25

Band38 QPSK BW=20MHz Channel=38150 RB Size=100 Position=#0



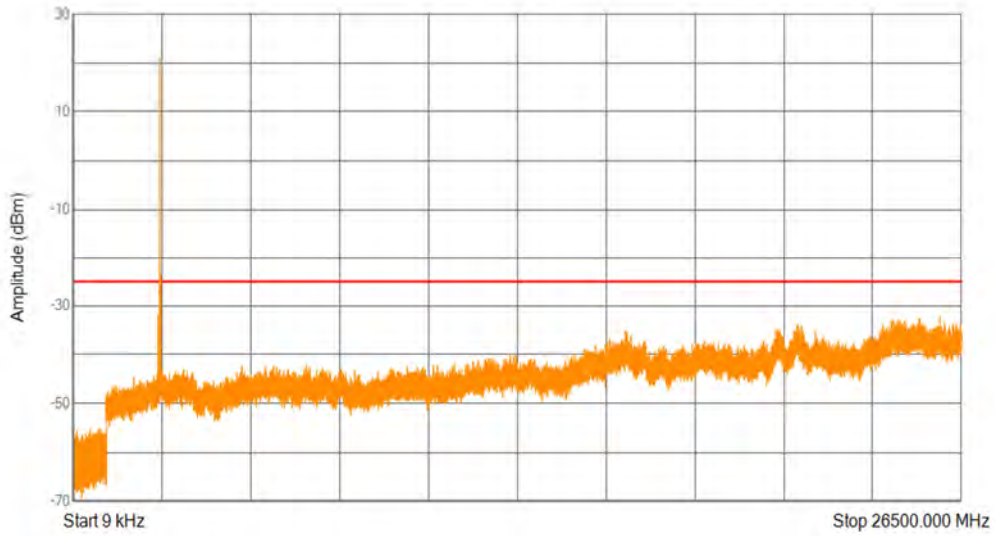
Range	Start (MHz)	Stop (MHz)	RBW (kHz)	Spur Freq (MHz)	Spur Level (dBm)	Limit (dBm)
1	0.009	0.15	1	0.01839765	-52.11	-25
2	0.15	30	10	0.17164125	-53.96	-25
3	30	1000	100	783.399	-54.18	-25
4	1000	26500	1000	25845.2875	-32.28	-25

Band38 QPSK BW=5MHz Channel=37775 RB Size=25 Position=#0



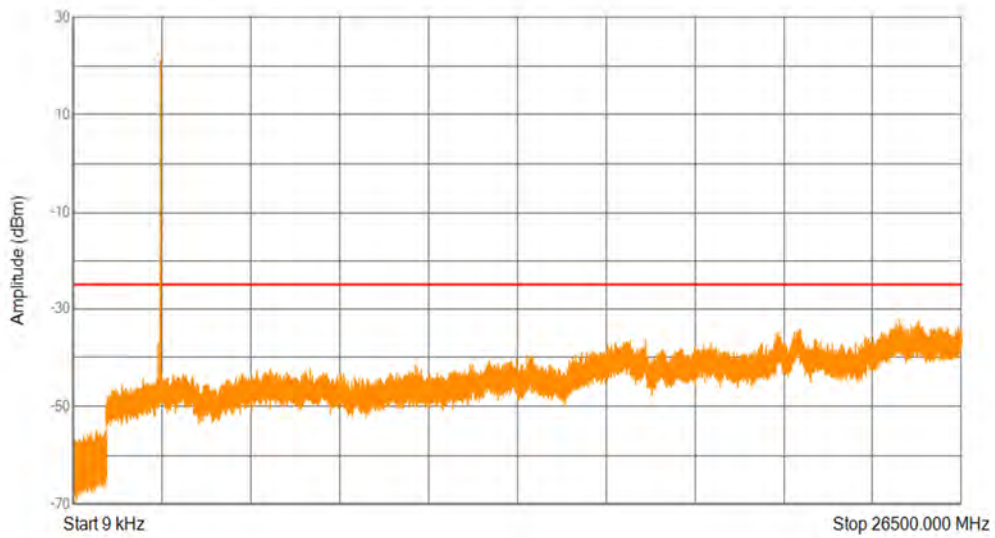
Range	Start (MHz)	Stop (MHz)	RBW (kHz)	Spur Freq (MHz)	Spur Level (dBm)	Limit (dBm)
1	0.009	0.15	1	0.009447675	-51.11	-25
2	0.15	30	10	0.1694025	-55.05	-25
3	30	1000	100	775.639	-54.68	-25
4	1000	26500	1000	24617.4625	-32.21	-25

Band38 QPSK BW=5MHz Channel=38000 RB Size=25 Position=#0



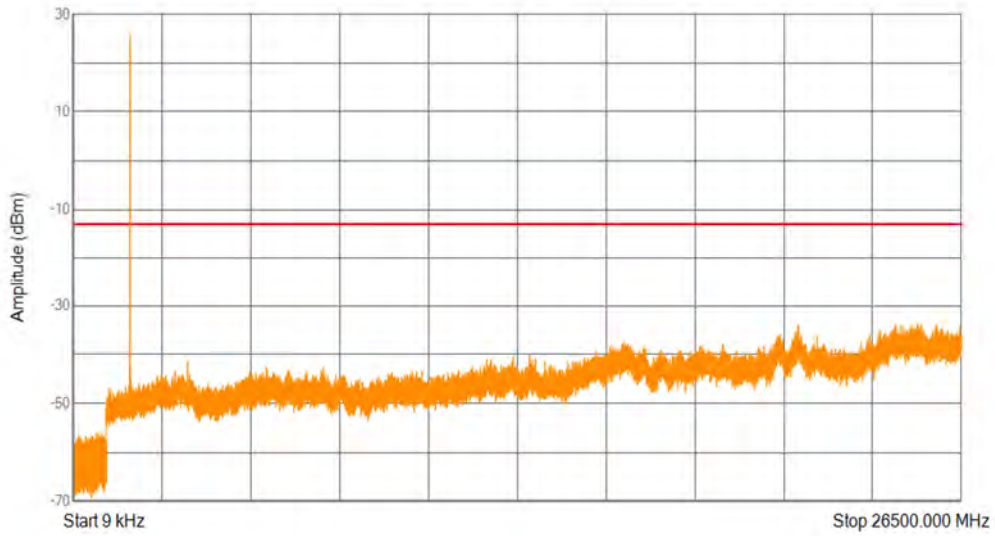
Range	Start (MHz)	Stop (MHz)	RBW (kHz)	Spur Freq (MHz)	Spur Level (dBm)	Limit (dBm)
1	0.009	0.15	1	0.015186375	-51.75	-25
2	0.15	30	10	0.15597	-54.33	-25
3	30	1000	100	795.01475	-55.1	-25
4	1000	26500	1000	25858.0375	-32.22	-25

Band38 QPSK BW=5MHz Channel=38225 RB Size=25 Position=#0



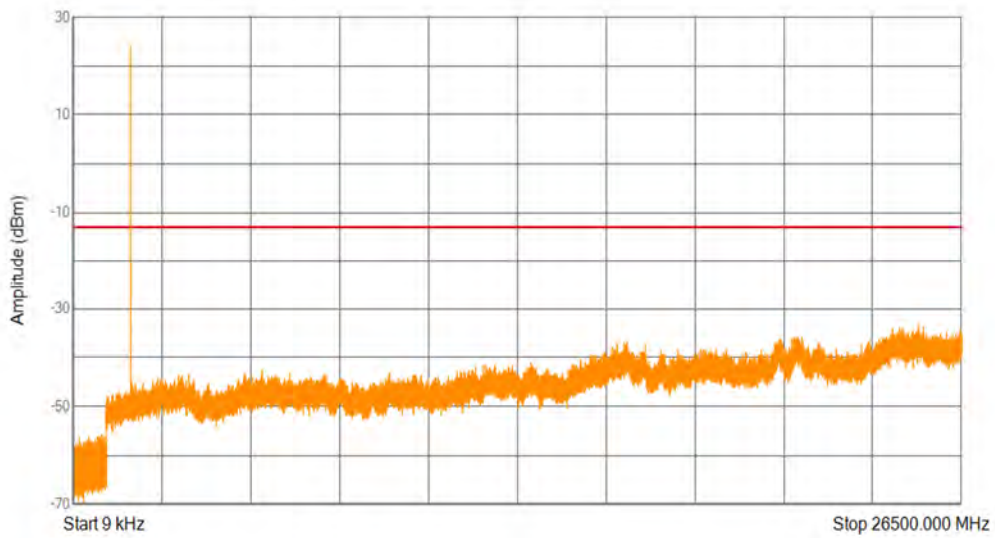
Range	Start (MHz)	Stop (MHz)	RBW (kHz)	Spur Freq (MHz)	Spur Level (dBm)	Limit (dBm)
1	0.009	0.15	1	0.009	-52.03	-25
2	0.15	30	10	0.16119375	-53.25	-25
3	30	1000	100	714.9655	-54.74	-25
4	1000	26500	1000	24651.8875	-31.85	-25

Band4 16QAM BW=1.4MHz Channel=19957 RB Size=6 Position=#0



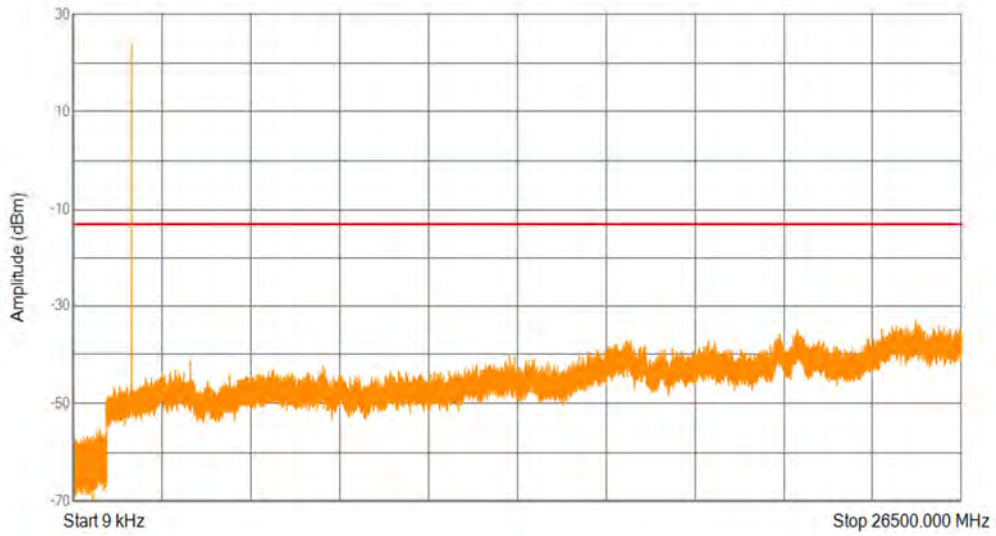
Range	Start (MHz)	Stop (MHz)	RBW (kHz)	Spur Freq (MHz)	Spur Level (dBm)	Limit (dBm)
1	0.009	0.15	1	0.010921125	-51.09	-13
2	0.15	30	10	0.15	-52.85	-13
3	30	1000	100	717.8755	-55.98	-13
4	1000	26500	1000	25190.575	-33.46	-13

Band4 16QAM BW=1.4MHz Channel=20175 RB Size=6 Position=#0



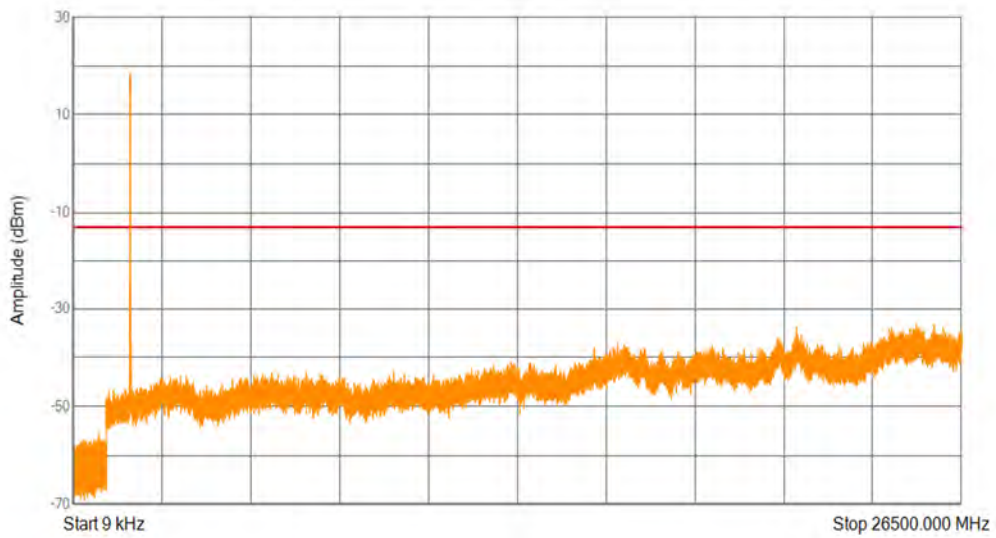
Range	Start (MHz)	Stop (MHz)	RBW (kHz)	Spur Freq (MHz)	Spur Level (dBm)	Limit (dBm)
1	0.009	0.15	1	0.009	-52.4	-13
2	0.15	30	10	0.15597	-56.04	-13
3	30	1000	100	863.909	-55.65	-13
4	1000	26500	1000	25228.1875	-33.35	-13

Band4 16QAM BW=1.4MHz Channel=20393 RB Size=6 Position=#0



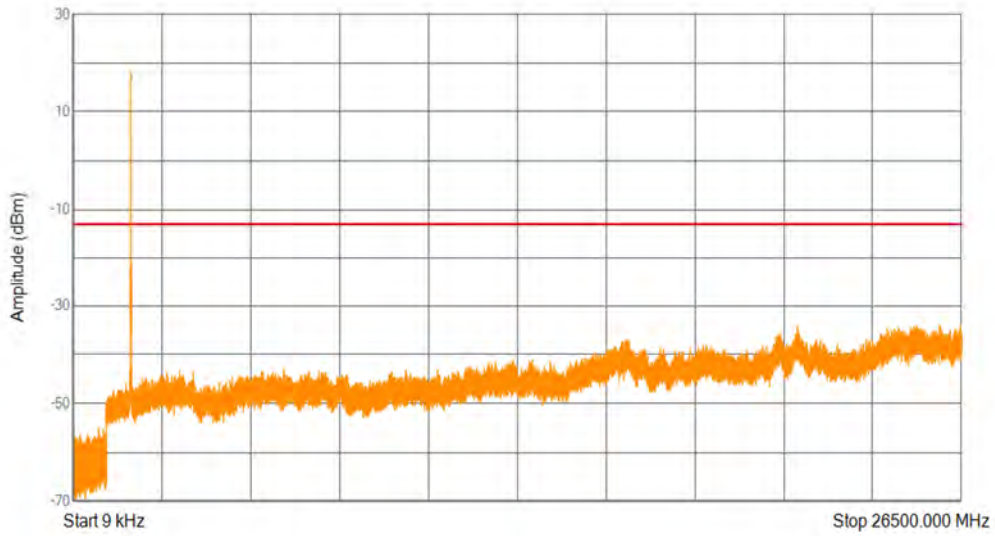
Range	Start (MHz)	Stop (MHz)	RBW (kHz)	Spur Freq (MHz)	Spur Level (dBm)	Limit (dBm)
1	0.009	0.15	1	0.0099024	-51.25	-13
2	0.15	30	10	0.15223875	-53.45	-13
3	30	1000	100	810.753	-55.28	-13
4	1000	26500	1000	25128.1	-33.12	-13

Band4 16QAM BW=10MHz Channel=20000 RB Size=50 Position=#0



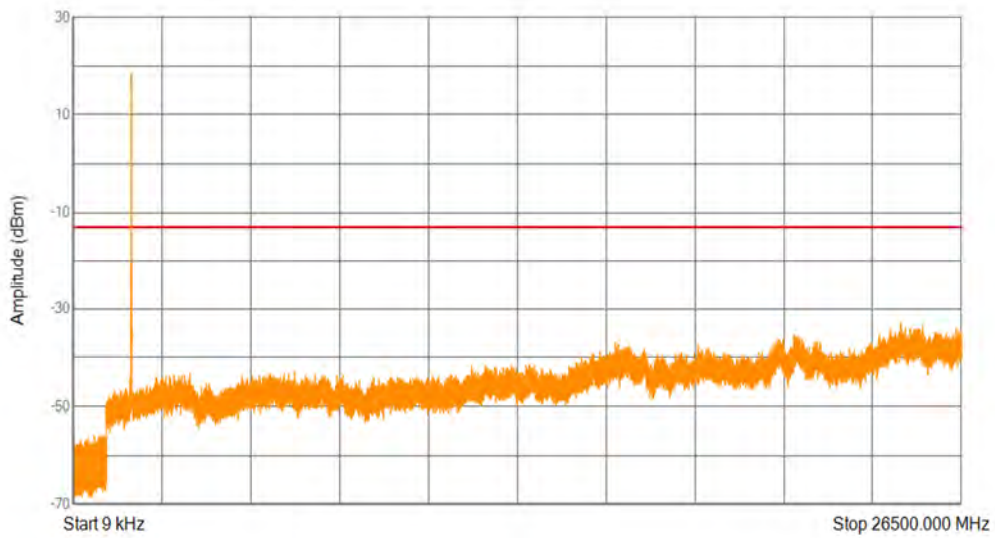
Range	Start (MHz)	Stop (MHz)	RBW (kHz)	Spur Freq (MHz)	Spur Level (dBm)	Limit (dBm)
1	0.009	0.15	1	0.018076875	-53.79	-13
2	0.15	30	10	0.1604475	-54.41	-13
3	30	1000	100	786.43025	-55.44	-13
4	1000	26500	1000	25151.05	-33.09	-13

Band4 16QAM BW=10MHz Channel=20175 RB Size=50 Position=#0



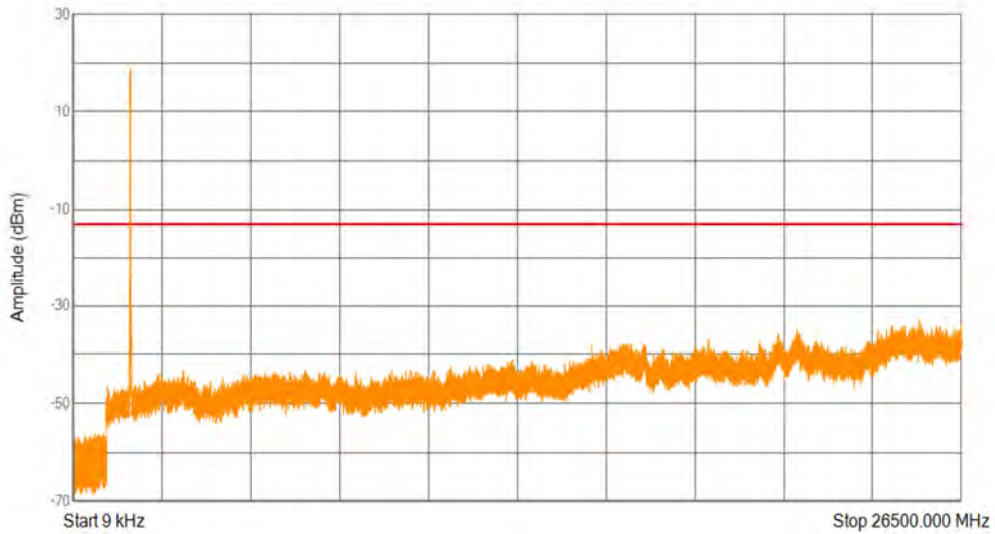
Range	Start (MHz)	Stop (MHz)	RBW (kHz)	Spur Freq (MHz)	Spur Level (dBm)	Limit (dBm)
1	0.009	0.15	1	0.0096345	-53.04	-13
2	0.15	30	10	0.1574625	-52.87	-13
3	30	1000	100	780.101	-55.03	-13
4	1000	26500	1000	26472.5875	-33.93	-13

Band4 16QAM BW=10MHz Channel=20350 RB Size=50 Position=#0



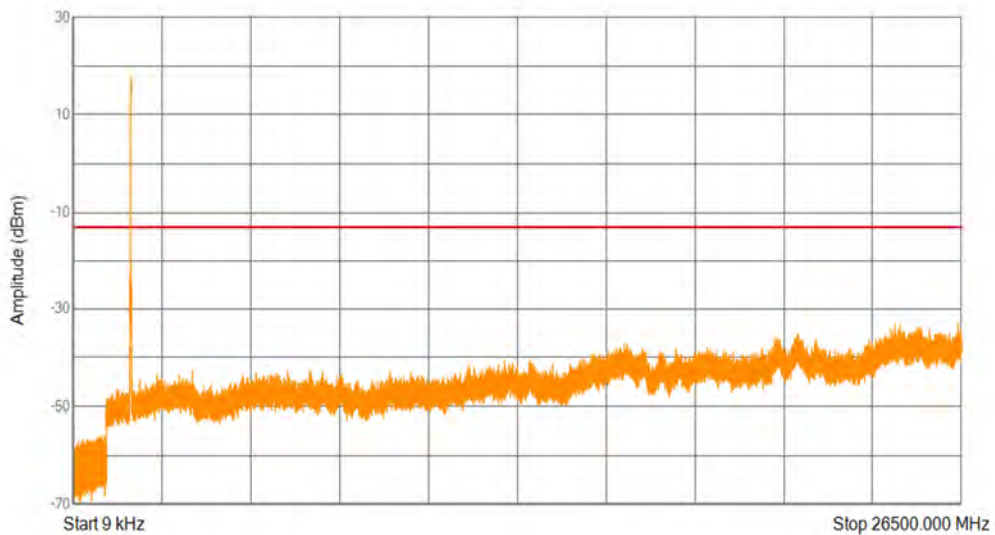
Range	Start (MHz)	Stop (MHz)	RBW (kHz)	Spur Freq (MHz)	Spur Level (dBm)	Limit (dBm)
1	0.009	0.15	1	0.012119625	-51.69	-13
2	0.15	30	10	0.152985	-53.85	-13
3	30	1000	100	648.39925	-55.86	-13
4	1000	26500	1000	24696.5125	-32.72	-13

Band4 16QAM BW=15MHz Channel=20025 RB Size=75 Position=#0



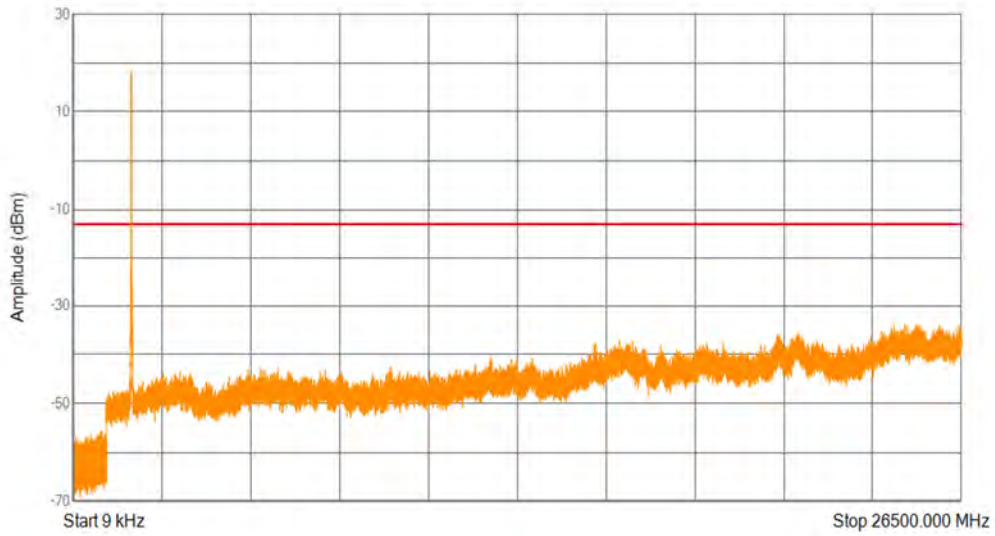
Range	Start (MHz)	Stop (MHz)	RBW (kHz)	Spur Freq (MHz)	Spur Level (dBm)	Limit (dBm)
1	0.009	0.15	1	0.010385325	-51.65	-13
2	0.15	30	10	0.15	-53.54	-13
3	30	1000	100	667.36275	-55.98	-13
4	1000	26500	1000	25255.6	-32.96	-13

Band4 16QAM BW=15MHz Channel=20175 RB Size=75 Position=#0



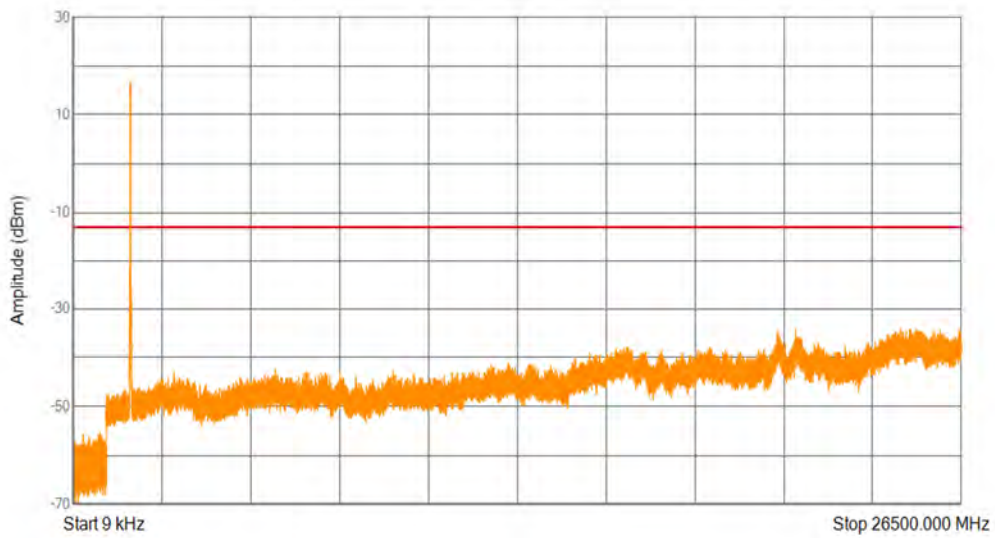
Range	Start (MHz)	Stop (MHz)	RBW (kHz)	Spur Freq (MHz)	Spur Level (dBm)	Limit (dBm)
1	0.009	0.15	1	0.009	-50.72	-13
2	0.15	30	10	0.1753725	-55.36	-13
3	30	1000	100	954.2645	-55.93	-13
4	1000	26500	1000	26405.0125	-33.01	-13

Band4 16QAM BW=15MHz Channel=20325 RB Size=75 Position=#0



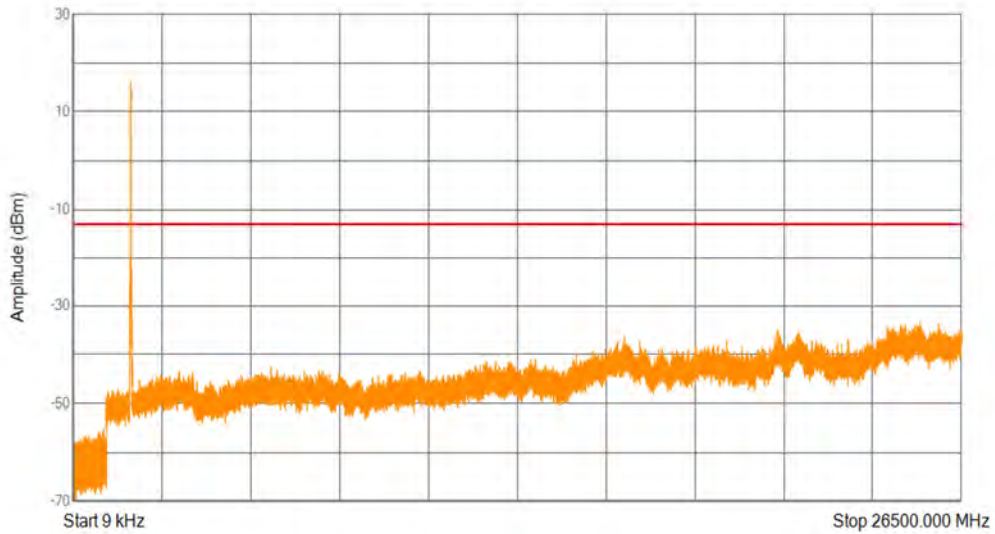
Range	Start (MHz)	Stop (MHz)	RBW (kHz)	Spur Freq (MHz)	Spur Level (dBm)	Limit (dBm)
1	0.009	0.15	1	0.009172725	-51.7	-13
2	0.15	30	10	0.15	-52.88	-13
3	30	1000	100	835.585	-55.6	-13
4	1000	26500	1000	24493.7875	-33.5	-13

Band4 16QAM BW=20MHz Channel=20050 RB Size=100 Position=#0



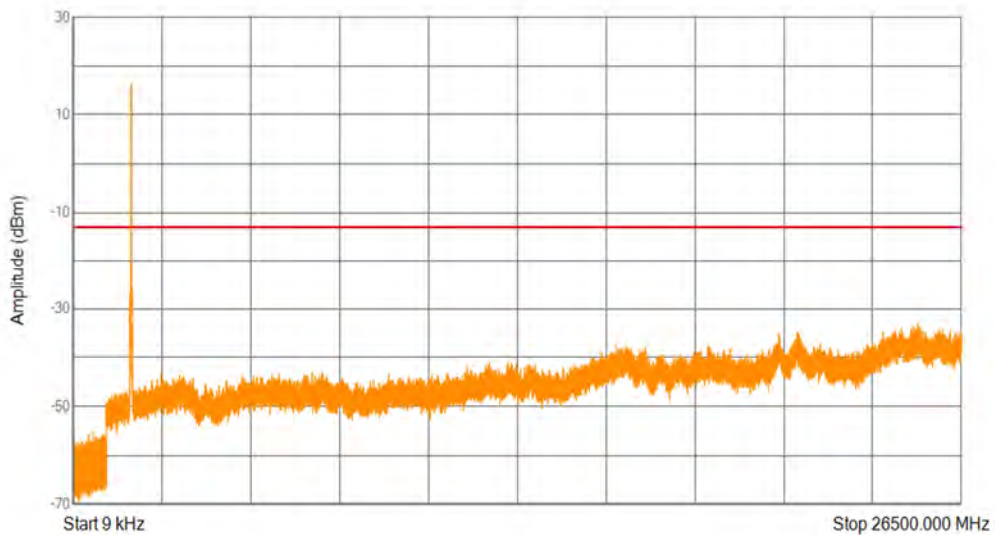
Range	Start (MHz)	Stop (MHz)	RBW (kHz)	Spur Freq (MHz)	Spur Level (dBm)	Limit (dBm)
1	0.009	0.15	1	0.010166775	-52.73	-13
2	0.15	30	10	0.15	-54.81	-13
3	30	1000	100	817.543	-55.3	-13
4	1000	26500	1000	24686.3125	-34	-13

Band4 16QAM BW=20MHz Channel=20175 RB Size=100 Position=#0



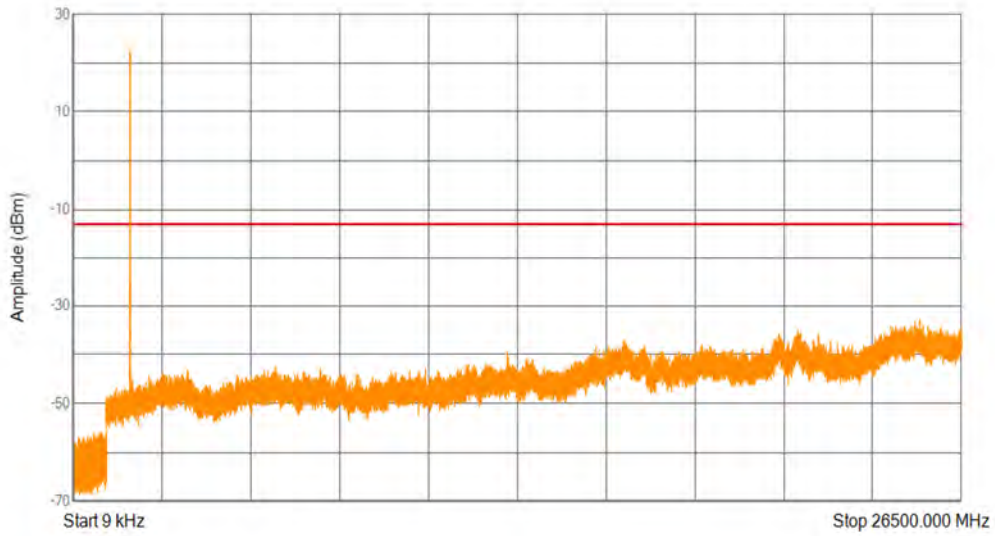
Range	Start (MHz)	Stop (MHz)	RBW (kHz)	Spur Freq (MHz)	Spur Level (dBm)	Limit (dBm)
1	0.009	0.15	1	0.012197175	-51.88	-13
2	0.15	30	10	0.15597	-55.34	-13
3	30	1000	100	912.96675	-55.24	-13
4	1000	26500	1000	25267.075	-33.37	-13

Band4 16QAM BW=20MHz Channel=20300 RB Size=100 Position=#0



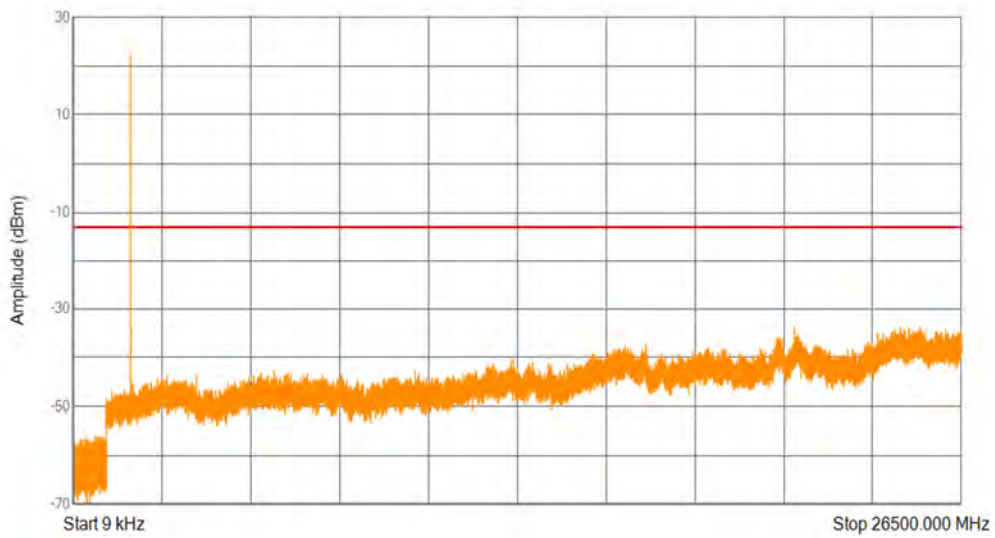
Range	Start (MHz)	Stop (MHz)	RBW (kHz)	Spur Freq (MHz)	Spur Level (dBm)	Limit (dBm)
1	0.009	0.15	1	0.01088235	-53.08	-13
2	0.15	30	10	0.15074625	-51.94	-13
3	30	1000	100	607.3925	-55.23	-13
4	1000	26500	1000	25198.225	-32.9	-13

Band4 16QAM BW=3MHz Channel=19965 RB Size=15 Position=#0



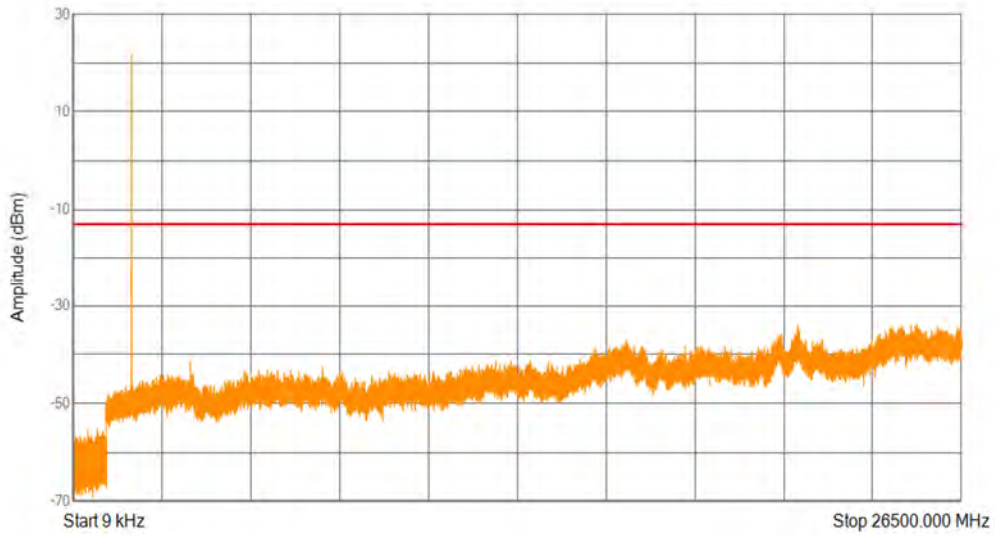
Range	Start (MHz)	Stop (MHz)	RBW (kHz)	Spur Freq (MHz)	Spur Level (dBm)	Limit (dBm)
1	0.009	0.15	1	0.0092397	-49.65	-13
2	0.15	30	10	0.15373125	-54.1	-13
3	30	1000	100	822.975	-55.91	-13
4	1000	26500	1000	25260.7	-32.8	-13

Band4 16QAM BW=3MHz Channel=20175 RB Size=15 Position=#0



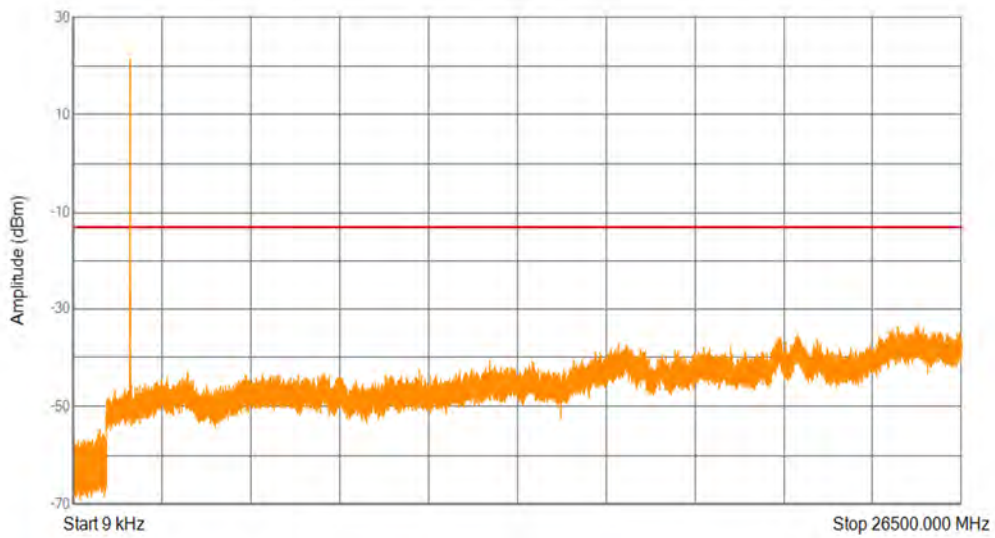
Range	Start (MHz)	Stop (MHz)	RBW (kHz)	Spur Freq (MHz)	Spur Level (dBm)	Limit (dBm)
1	0.009	0.15	1	0.009405375	-52.73	-13
2	0.15	30	10	0.16791	-54.55	-13
3	30	1000	100	664.45275	-56.13	-13
4	1000	26500	1000	21517.9375	-33.59	-13

Band4 16QAM BW=3MHz Channel=20385 RB Size=15 Position=#0



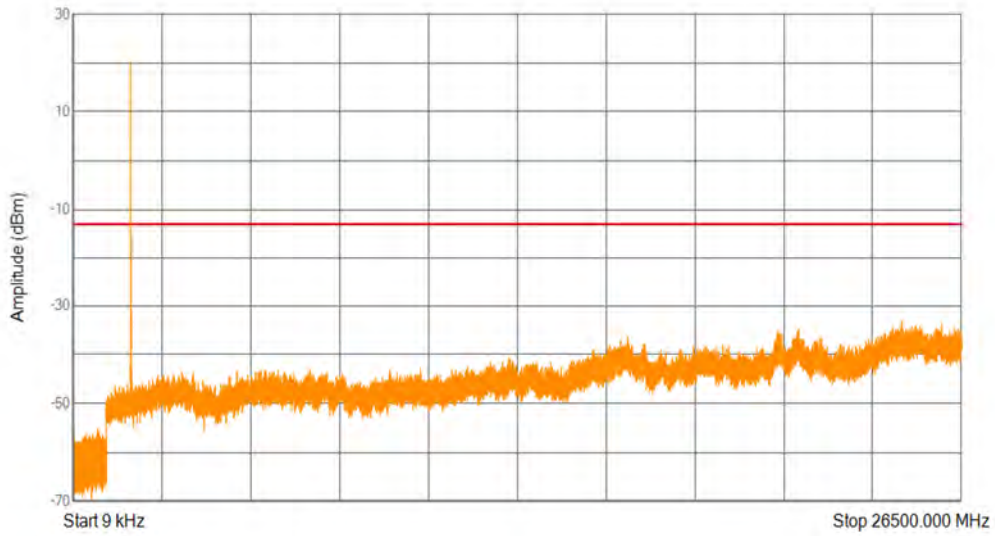
Range	Start (MHz)	Stop (MHz)	RBW (kHz)	Spur Freq (MHz)	Spur Level (dBm)	Limit (dBm)
1	0.009	0.15	1	0.0115098	-53.8	-13
2	0.15	30	10	0.1694025	-55.27	-13
3	30	1000	100	727.4785	-55.28	-13
4	1000	26500	1000	21623.125	-33.78	-13

Band4 16QAM BW=5MHz Channel=19975 RB Size=25 Position=#0



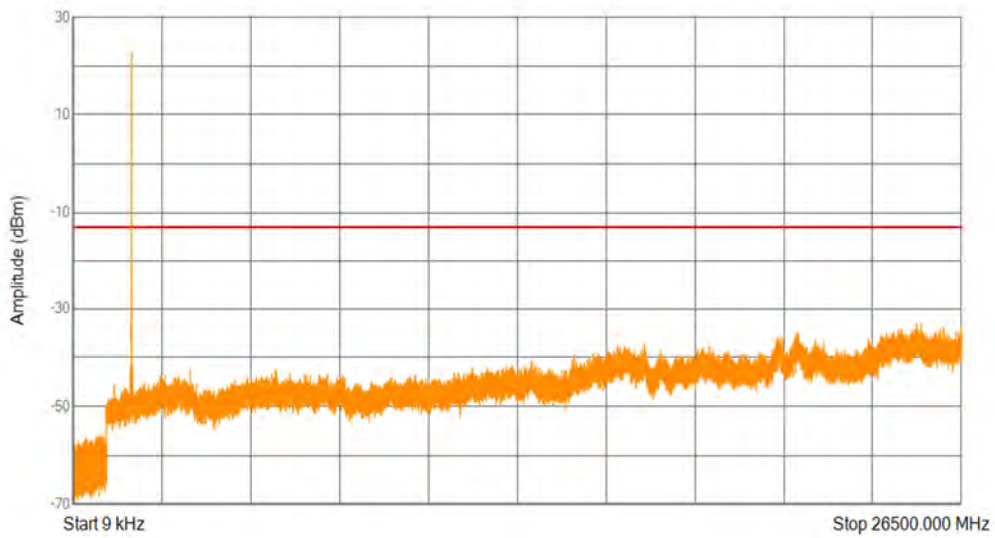
Range	Start (MHz)	Stop (MHz)	RBW (kHz)	Spur Freq (MHz)	Spur Level (dBm)	Limit (dBm)
1	0.009	0.15	1	0.013966725	-53.53	-13
2	0.15	30	10	0.16716375	-55.57	-13
3	30	1000	100	806.80025	-54.57	-13
4	1000	26500	1000	25218.625	-33.4	-13

Band4 16QAM BW=5MHz Channel=20175 RB Size=25 Position=#0



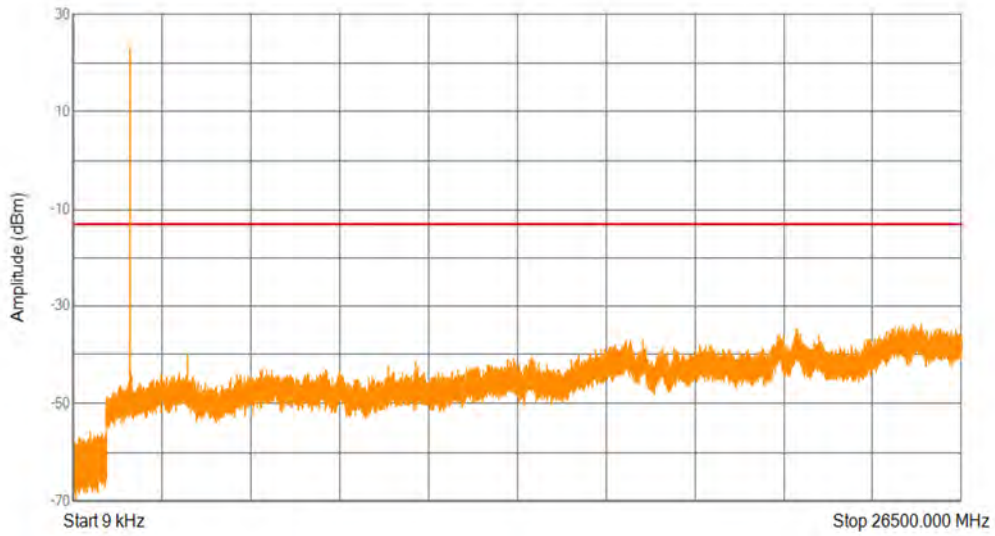
Range	Start (MHz)	Stop (MHz)	RBW (kHz)	Spur Freq (MHz)	Spur Level (dBm)	Limit (dBm)
1	0.009	0.15	1	0.00976845	-52	-13
2	0.15	30	10	0.15671625	-52.8	-13
3	30	1000	100	739.652	-55.29	-13
4	1000	26500	1000	24723.925	-33.07	-13

Band4 16QAM BW=5MHz Channel=20375 RB Size=25 Position=#0



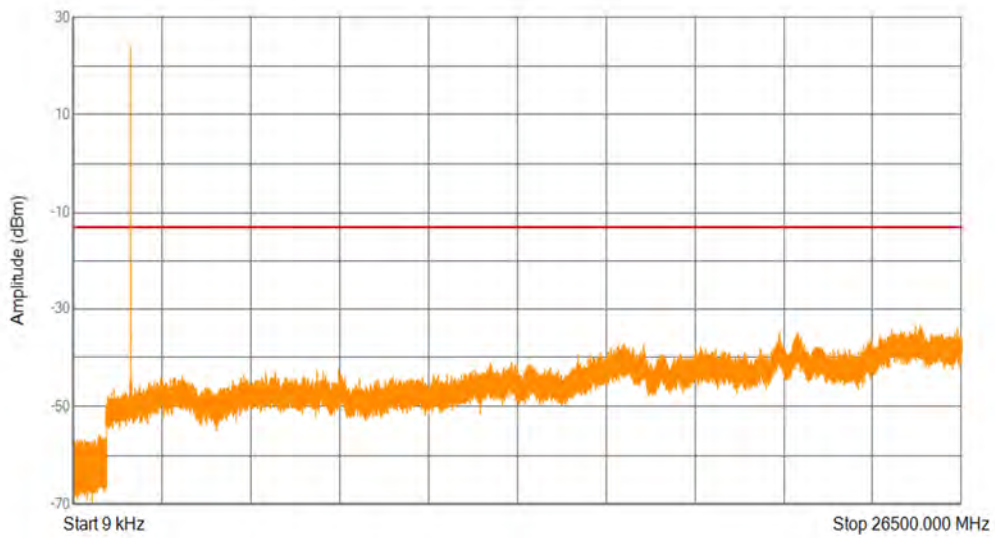
Range	Start (MHz)	Stop (MHz)	RBW (kHz)	Spur Freq (MHz)	Spur Level (dBm)	Limit (dBm)
1	0.009	0.15	1	0.009532275	-52.04	-13
2	0.15	30	10	0.15	-52.65	-13
3	30	1000	100	818.3675	-55.64	-13
4	1000	26500	1000	25298.95	-32.98	-13

Band4 QPSK BW=1.4MHz Channel=19957 RB Size=6 Position=#0



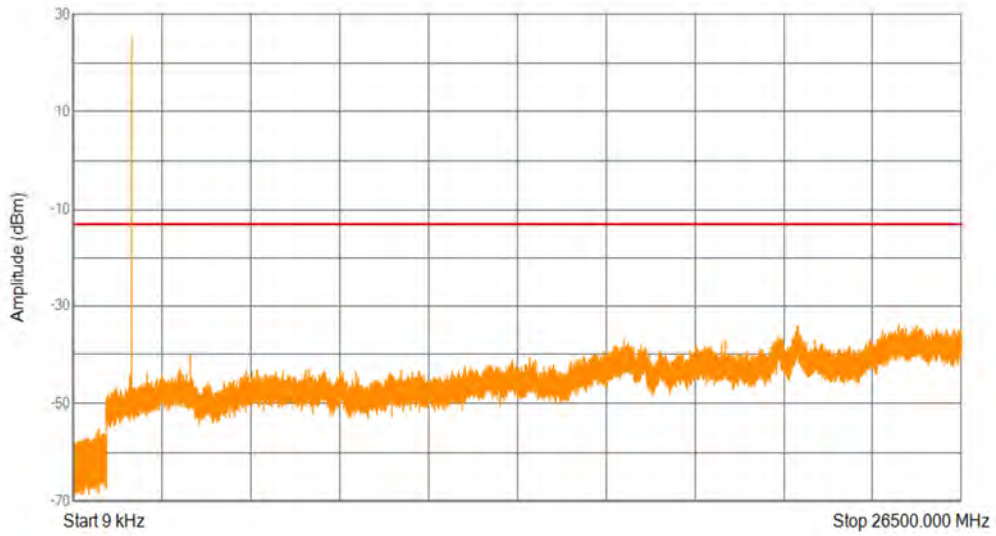
Range	Start (MHz)	Stop (MHz)	RBW (kHz)	Spur Freq (MHz)	Spur Level (dBm)	Limit (dBm)
1	0.009	0.15	1	0.00969375	-52.44	-13
2	0.15	30	10	0.1574625	-56.85	-13
3	30	1000	100	521.57175	-55.54	-13
4	1000	26500	1000	25302.1375	-33.55	-13

Band4 QPSK BW=1.4MHz Channel=20175 RB Size=6 Position=#0



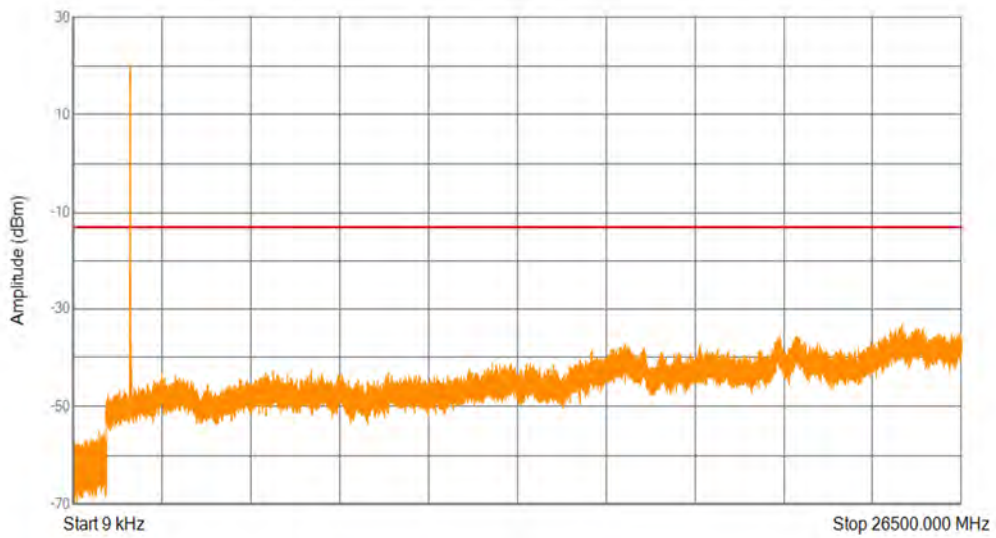
Range	Start (MHz)	Stop (MHz)	RBW (kHz)	Spur Freq (MHz)	Spur Level (dBm)	Limit (dBm)
1	0.009	0.15	1	0.009	-52.59	-13
2	0.15	30	10	0.17611875	-53.95	-13
3	30	1000	100	789.43725	-55.71	-13
4	1000	26500	1000	25267.7125	-33.33	-13

Band4 QPSK BW=1.4MHz Channel=20393 RB Size=6 Position=#0



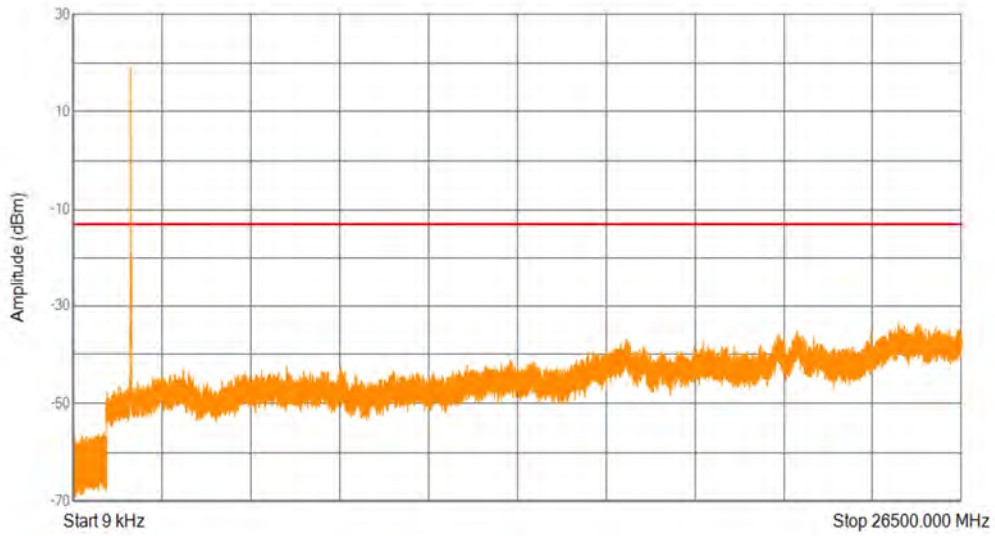
Range	Start (MHz)	Stop (MHz)	RBW (kHz)	Spur Freq (MHz)	Spur Level (dBm)	Limit (dBm)
1	0.009	0.15	1	0.009722625	-51.55	-13
2	0.15	30	10	0.15	-55.37	-13
3	30	1000	100	781.53175	-55.1	-13
4	1000	26500	1000	24632.7625	-33.72	-13

Band4 QPSK BW=10MHz Channel=20000 RB Size=50 Position=#0



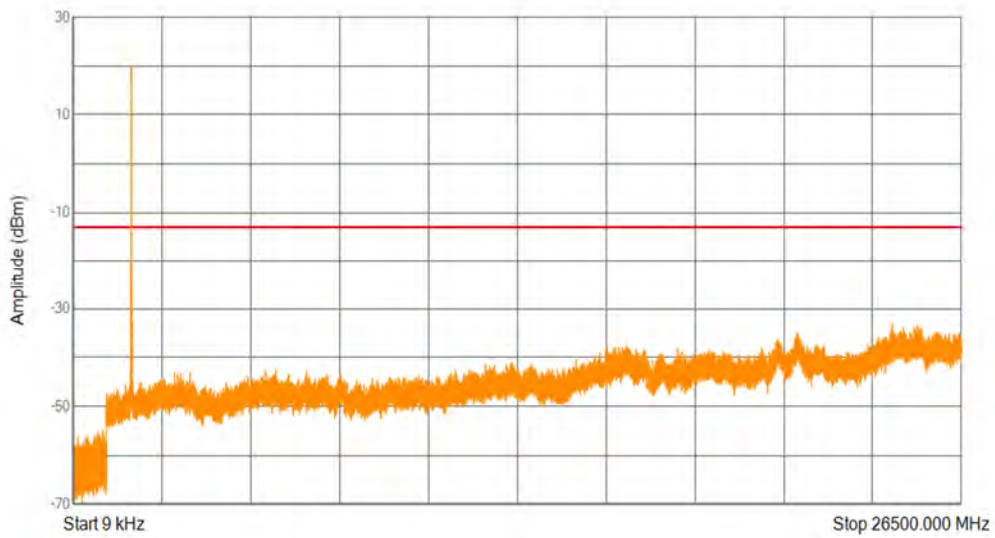
Range	Start (MHz)	Stop (MHz)	RBW (kHz)	Spur Freq (MHz)	Spur Level (dBm)	Limit (dBm)
1	0.009	0.15	1	0.009003525	-53.13	-13
2	0.15	30	10	0.15	-55.85	-13
3	30	1000	100	791.741	-54.96	-13
4	1000	26500	1000	24734.7625	-32.91	-13

Band4 QPSK BW=10MHz Channel=20175 RB Size=50 Position=#0



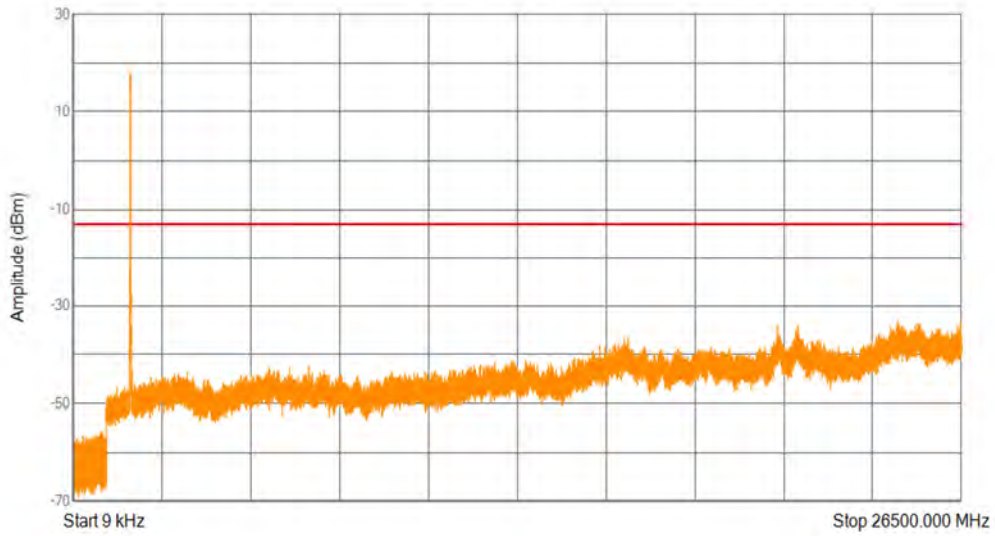
Range	Start (MHz)	Stop (MHz)	RBW (kHz)	Spur Freq (MHz)	Spur Level (dBm)	Limit (dBm)
1	0.009	0.15	1	0.010138575	-51.7	-13
2	0.15	30	10	0.17910375	-52.15	-13
3	30	1000	100	922.52125	-55.9	-13
4	1000	26500	1000	24626.3875	-33.52	-13

Band4 QPSK BW=10MHz Channel=20350 RB Size=50 Position=#0



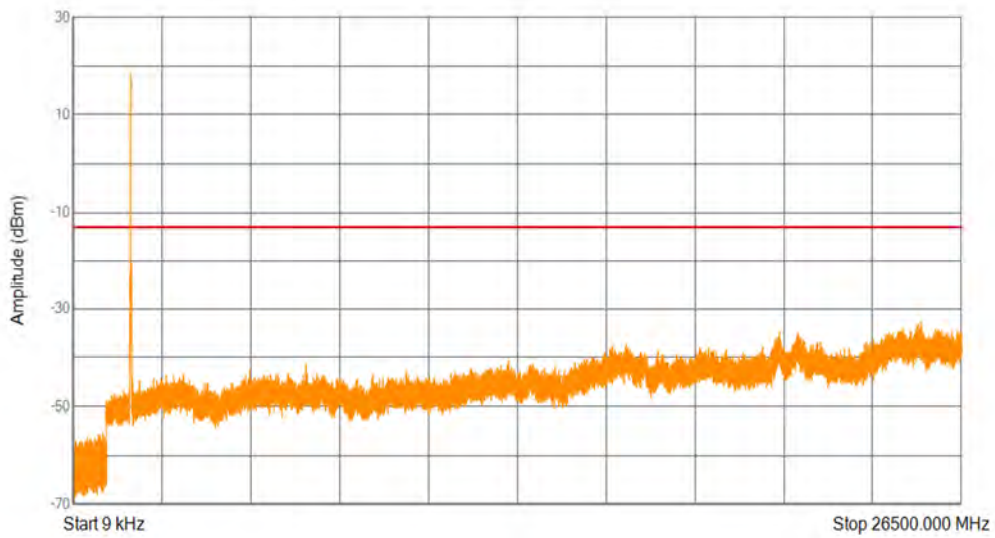
Range	Start (MHz)	Stop (MHz)	RBW (kHz)	Spur Freq (MHz)	Spur Level (dBm)	Limit (dBm)
1	0.009	0.15	1	0.009856575	-52.55	-13
2	0.15	30	10	0.16194	-52.15	-13
3	30	1000	100	900.5265	-54.77	-13
4	1000	26500	1000	24438.9625	-33.12	-13

Band4 QPSK BW=15MHz Channel=20025 RB Size=75 Position=#0



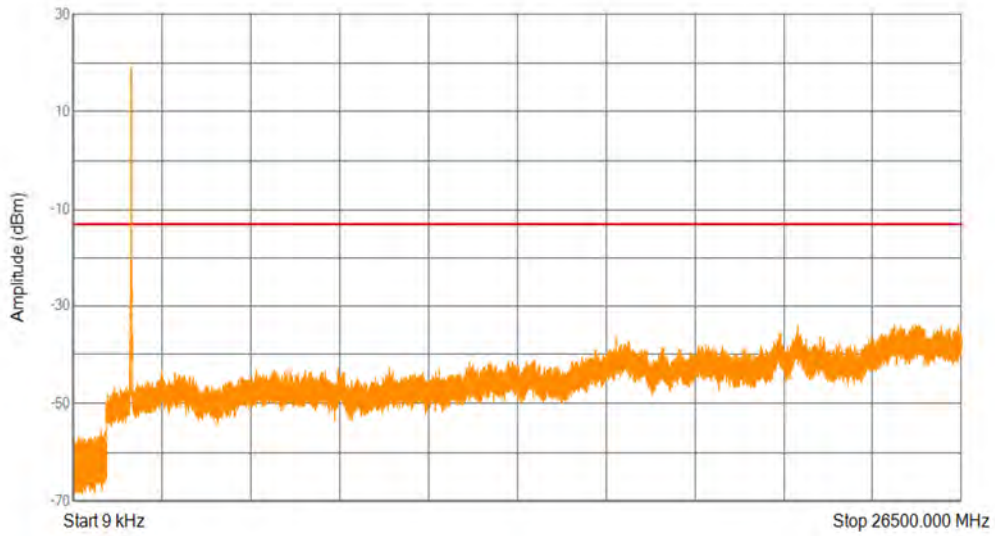
Range	Start (MHz)	Stop (MHz)	RBW (kHz)	Spur Freq (MHz)	Spur Level (dBm)	Limit (dBm)
1	0.009	0.15	1	0.0133428	-51.86	-13
2	0.15	30	10	0.158955	-54.79	-13
3	30	1000	100	873.5605	-55.74	-13
4	1000	26500	1000	24599.6125	-33.17	-13

Band4 QPSK BW=15MHz Channel=20175 RB Size=75 Position=#0



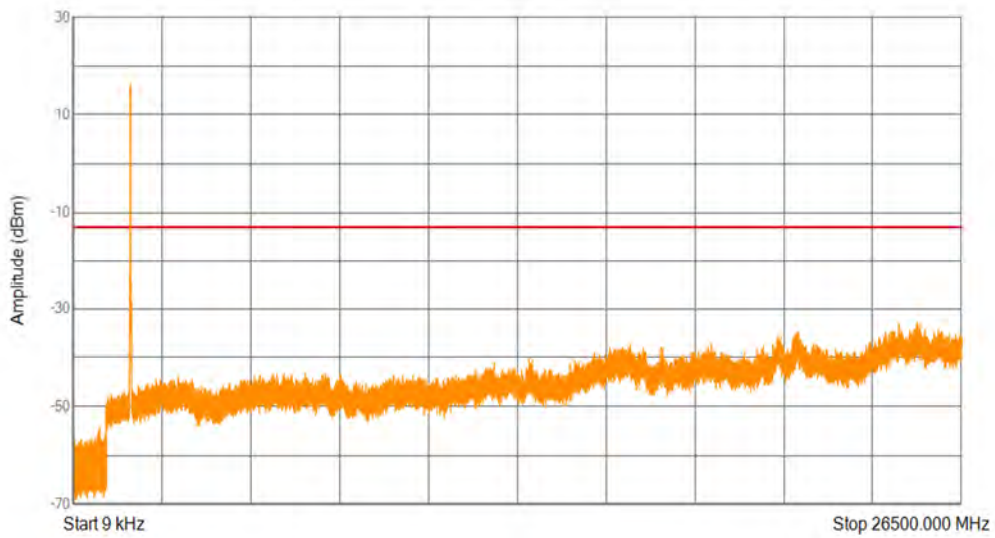
Range	Start (MHz)	Stop (MHz)	RBW (kHz)	Spur Freq (MHz)	Spur Level (dBm)	Limit (dBm)
1	0.009	0.15	1	0.01360365	-53.85	-13
2	0.15	30	10	0.15373125	-54.93	-13
3	30	1000	100	900.8175	-55.35	-13
4	1000	26500	1000	25298.3125	-32.62	-13

Band4 QPSK BW=15MHz Channel=20325 RB Size=75 Position=#0



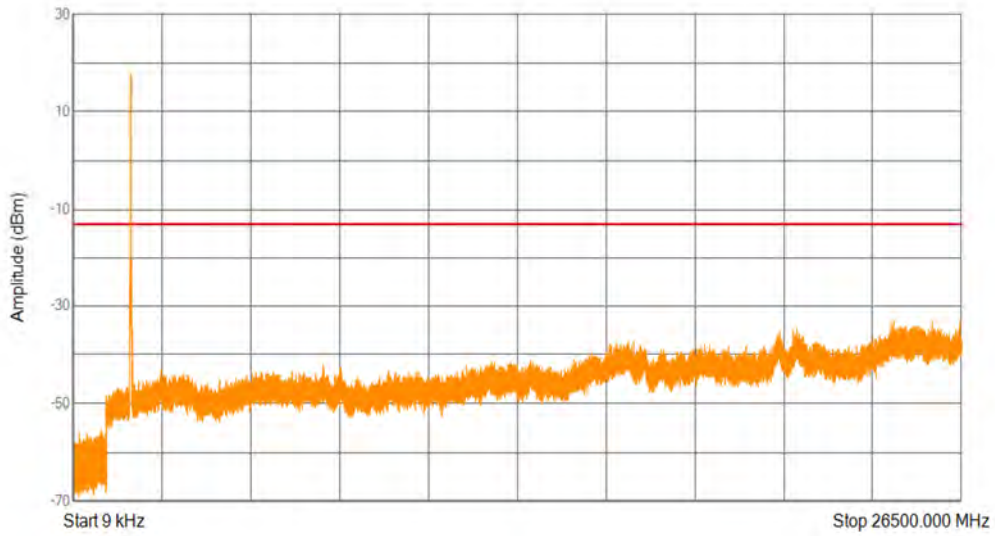
Range	Start (MHz)	Stop (MHz)	RBW (kHz)	Spur Freq (MHz)	Spur Level (dBm)	Limit (dBm)
1	0.009	0.15	1	0.012027975	-53.57	-13
2	0.15	30	10	0.1604475	-56.41	-13
3	30	1000	100	842.957	-55.45	-13
4	1000	26500	1000	25136.3875	-33.74	-13

Band4 QPSK BW=20MHz Channel=20050 RB Size=100 Position=#0



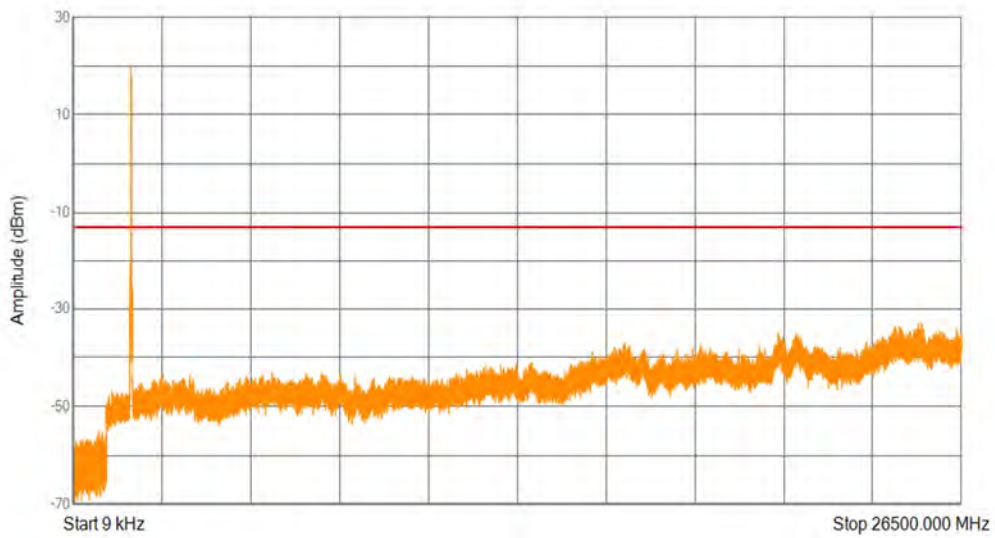
Range	Start (MHz)	Stop (MHz)	RBW (kHz)	Spur Freq (MHz)	Spur Level (dBm)	Limit (dBm)
1	0.009	0.15	1	0.0090705	-51.05	-13
2	0.15	30	10	0.152985	-54.64	-13
3	30	1000	100	803.575	-54.24	-13
4	1000	26500	1000	25169.5375	-32.8	-13

Band4 QPSK BW=20MHz Channel=20175 RB Size=100 Position=#0



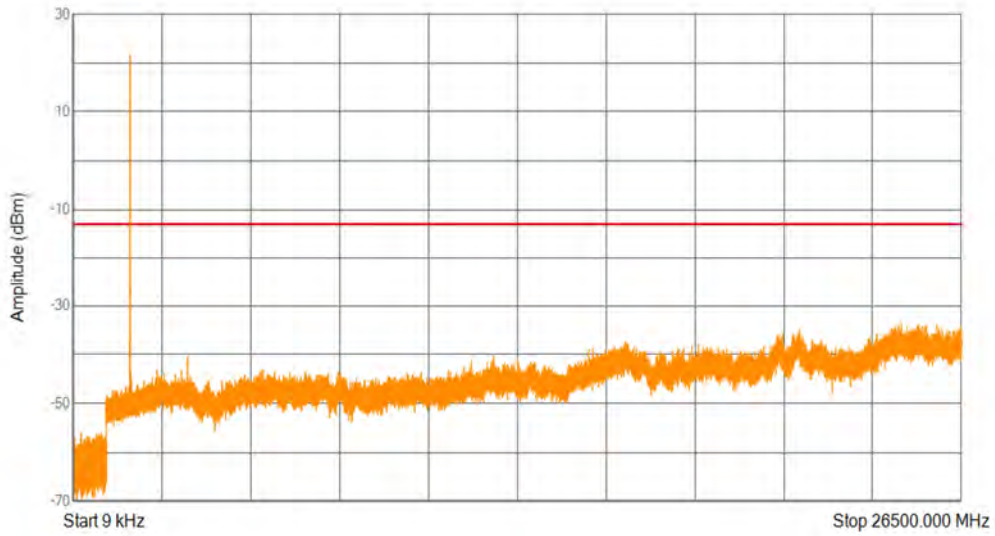
Range	Start (MHz)	Stop (MHz)	RBW (kHz)	Spur Freq (MHz)	Spur Level (dBm)	Limit (dBm)
1	0.009	0.15	1	0.0108189	-52.41	-13
2	0.15	30	10	0.15	-55.51	-13
3	30	1000	100	845.89125	-55.4	-13
4	1000	26500	1000	24481.0375	-33.06	-13

Band4 QPSK BW=20MHz Channel=20300 RB Size=100 Position=#0



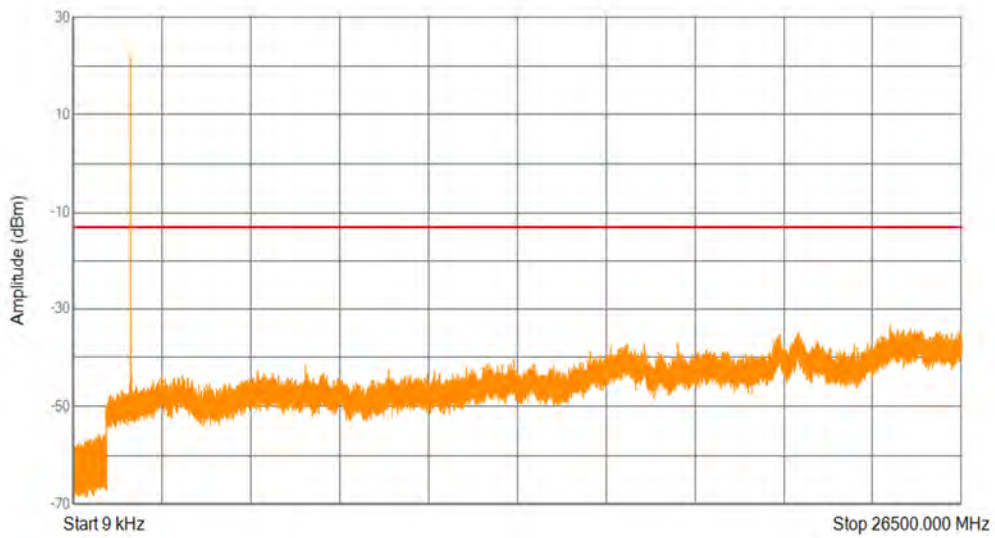
Range	Start (MHz)	Stop (MHz)	RBW (kHz)	Spur Freq (MHz)	Spur Level (dBm)	Limit (dBm)
1	0.009	0.15	1	0.00971205	-52.96	-13
2	0.15	30	10	0.15820875	-54.72	-13
3	30	1000	100	777.5305	-55.17	-13
4	1000	26500	1000	25316.8	-32.84	-13

Band4 QPSK BW=3MHz Channel=19965 RB Size=15 Position=#0



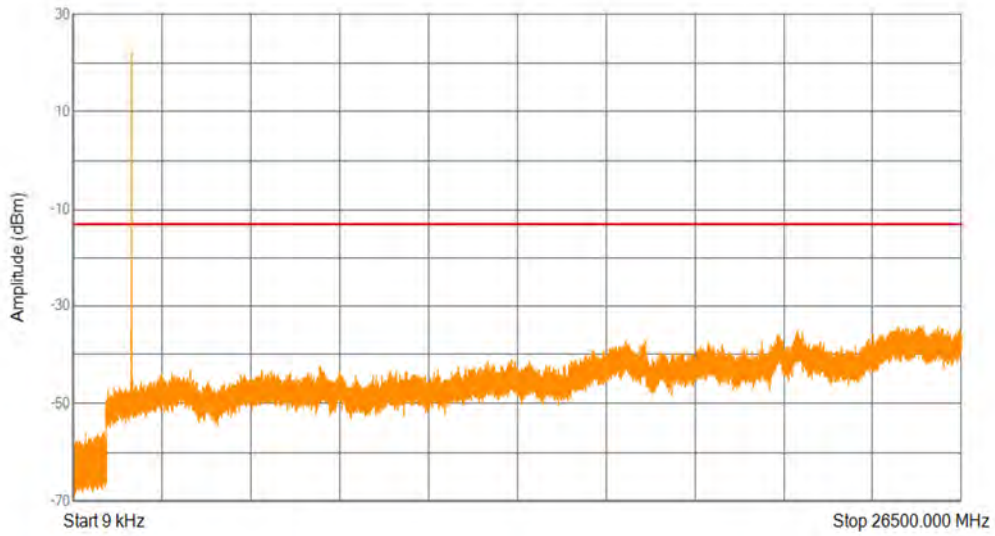
Range	Start (MHz)	Stop (MHz)	RBW (kHz)	Spur Freq (MHz)	Spur Level (dBm)	Limit (dBm)
1	0.009	0.15	1	0.0090987	-51.76	-13
2	0.15	30	10	0.158955	-54.53	-13
3	30	1000	100	853.918	-55.71	-13
4	1000	26500	1000	24712.45	-33.35	-13

Band4 QPSK BW=3MHz Channel=20175 RB Size=15 Position=#0



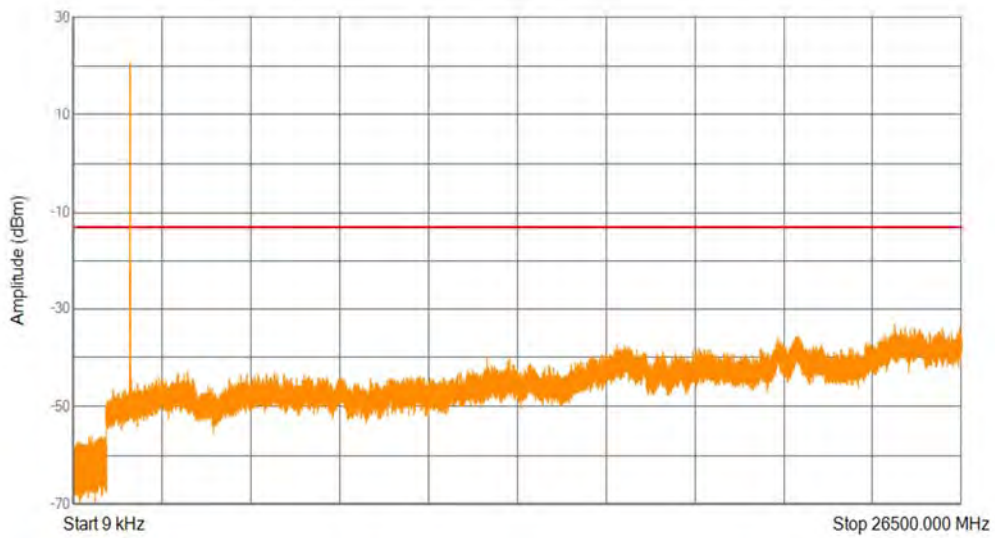
Range	Start (MHz)	Stop (MHz)	RBW (kHz)	Spur Freq (MHz)	Spur Level (dBm)	Limit (dBm)
1	0.009	0.15	1	0.009948225	-53.19	-13
2	0.15	30	10	0.16268625	-52.56	-13
3	30	1000	100	970.124	-55.48	-13
4	1000	26500	1000	24376.4875	-33.41	-13

Band4 QPSK BW=3MHz Channel=20385 RB Size=15 Position=#0



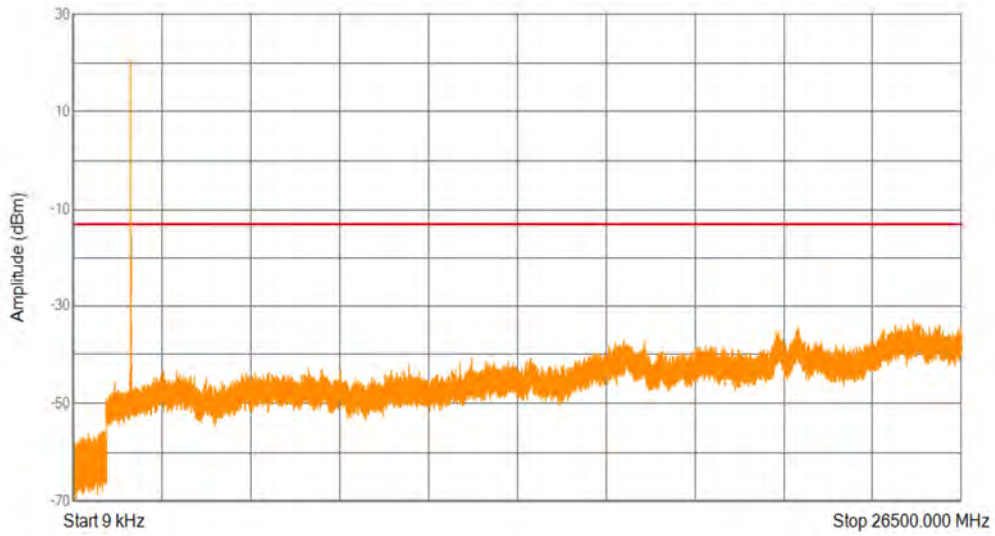
Range	Start (MHz)	Stop (MHz)	RBW (kHz)	Spur Freq (MHz)	Spur Level (dBm)	Limit (dBm)
1	0.009	0.15	1	0.0101139	-54.07	-13
2	0.15	30	10	0.15074625	-53.87	-13
3	30	1000	100	949.8995	-55.85	-13
4	1000	26500	1000	25802.575	-34.04	-13

Band4 QPSK BW=5MHz Channel=19975 RB Size=25 Position=#0



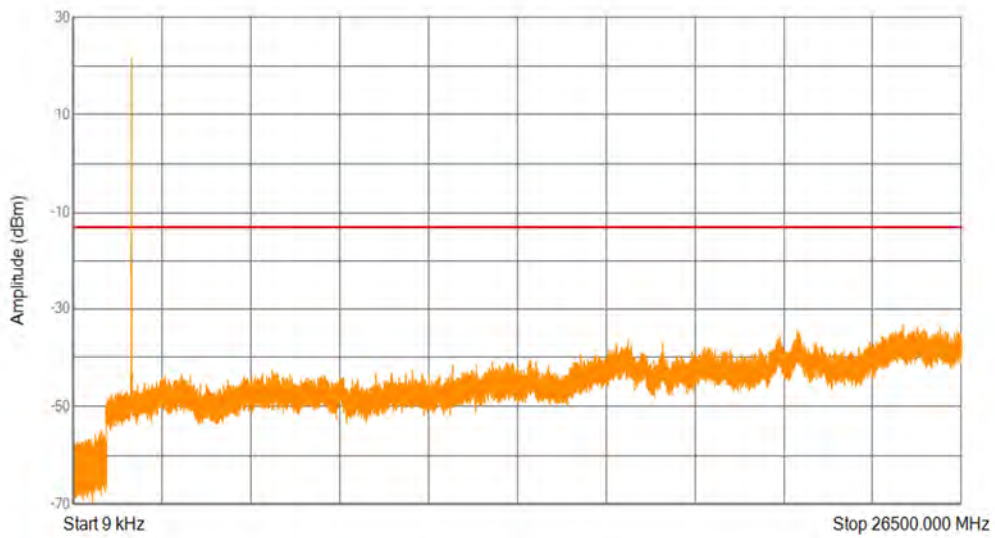
Range	Start (MHz)	Stop (MHz)	RBW (kHz)	Spur Freq (MHz)	Spur Level (dBm)	Limit (dBm)
1	0.009	0.15	1	0.009384225	-51.73	-13
2	0.15	30	10	0.15	-54.24	-13
3	30	1000	100	492.90825	-56.1	-13
4	1000	26500	1000	24509.725	-33.15	-13

Band4 QPSK BW=5MHz Channel=20175 RB Size=25 Position=#0



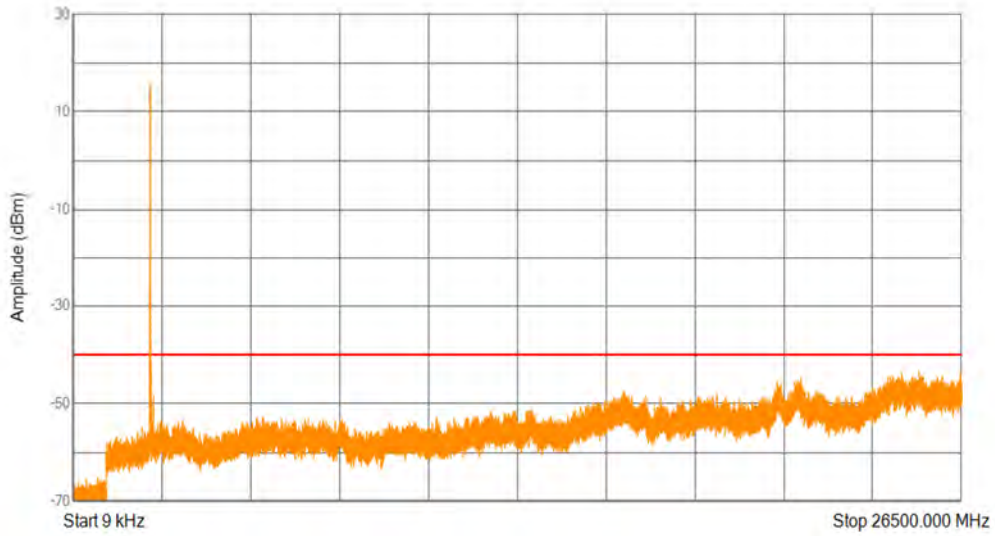
Range	Start (MHz)	Stop (MHz)	RBW (kHz)	Spur Freq (MHz)	Spur Level (dBm)	Limit (dBm)
1	0.009	0.15	1	0.00988125	-51.76	-13
2	0.15	30	10	0.1574625	-52.11	-13
3	30	1000	100	892.59675	-55.56	-13
4	1000	26500	1000	25070.0875	-33.12	-13

Band4 QPSK BW=5MHz Channel=20375 RB Size=25 Position=#0



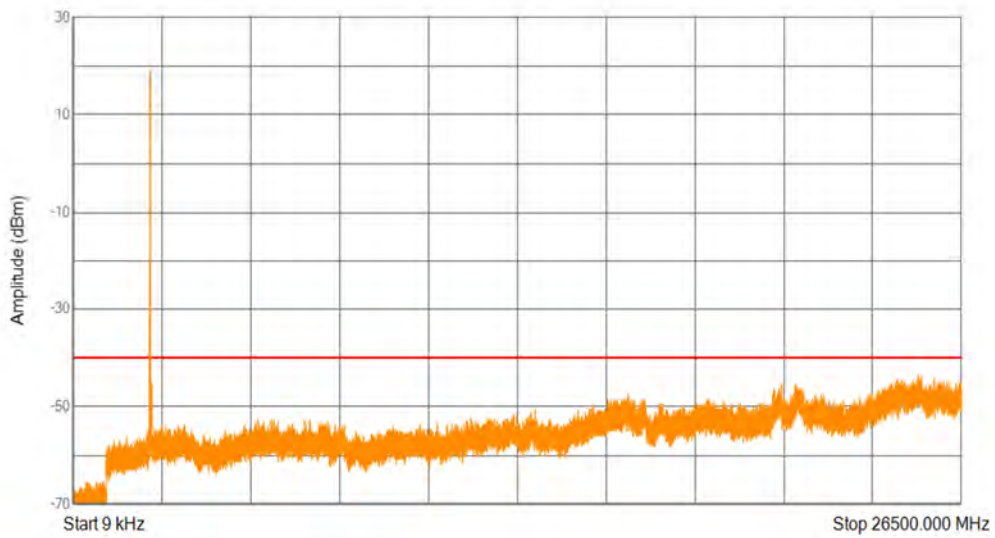
Range	Start (MHz)	Stop (MHz)	RBW (kHz)	Spur Freq (MHz)	Spur Level (dBm)	Limit (dBm)
1	0.009	0.15	1	0.009024675	-52.64	-13
2	0.15	30	10	0.15	-53.79	-13
3	30	1000	100	830.444	-55.17	-13
4	1000	26500	1000	24762.175	-33.21	-13

Band40(2305-2315) 16QAM BW=10MHz Channel=38750 RB Size=50 Position=#0



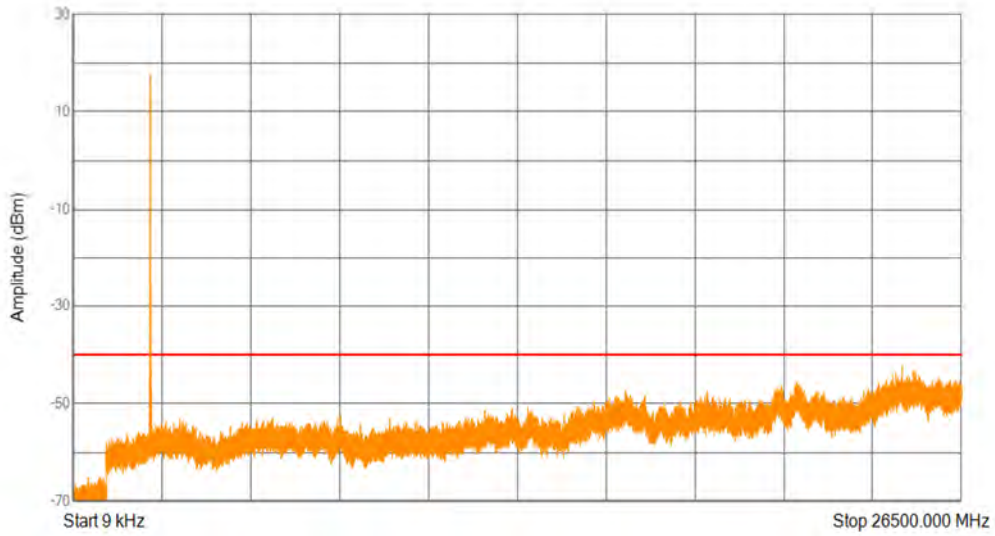
Range	Start (MHz)	Stop (MHz)	RBW (kHz)	Spur Freq (MHz)	Spur Level (dBm)	Limit (dBm)
1	0.009	0.15	1	0.0117636	-62.35	-40
2	0.15	30	10	0.15074625	-63.54	-40
3	30	1000	100	742.97425	-65.1	-40
4	1000	26500	1000	25239.025	-43.38	-40

Band40(2305-2315) 16QAM BW=5MHz Channel=38725 RB Size=25 Position=#0



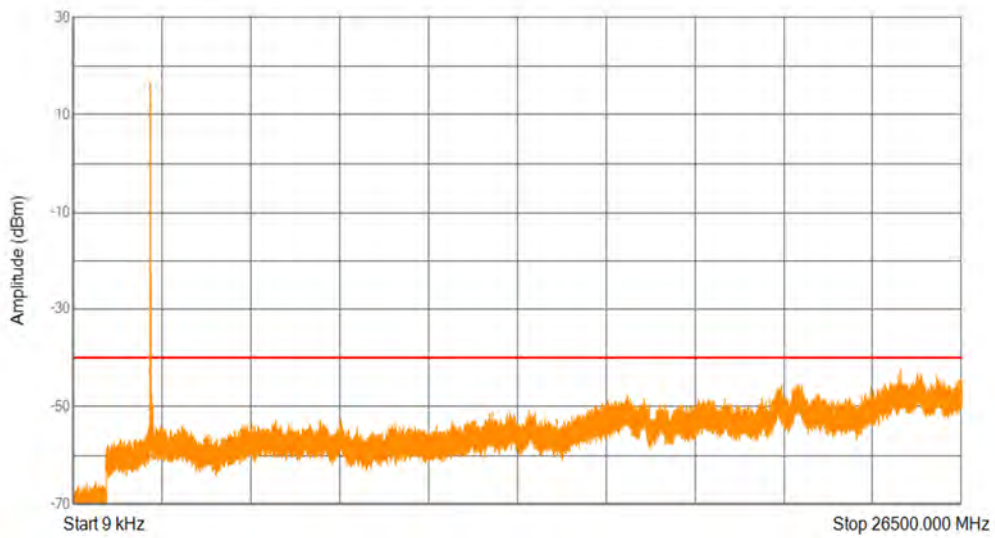
Range	Start (MHz)	Stop (MHz)	RBW (kHz)	Spur Freq (MHz)	Spur Level (dBm)	Limit (dBm)
1	0.009	0.15	1	0.012944475	-59.02	-40
2	0.15	30	10	0.19701375	-64.82	-40
3	30	1000	100	900.575	-65.39	-40
4	1000	26500	1000	25221.175	-43.62	-40

Band40(2305-2315) 16QAM BW=5MHz Channel=38750 RB Size=25 Position=#0



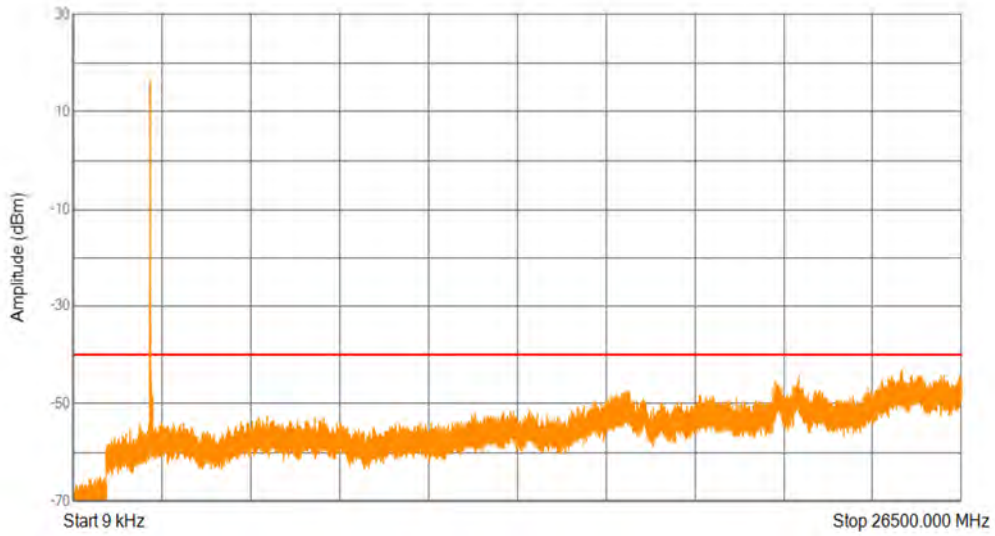
Range	Start (MHz)	Stop (MHz)	RBW (kHz)	Spur Freq (MHz)	Spur Level (dBm)	Limit (dBm)
1	0.009	0.15	1	0.009426525	-60.95	-40
2	0.15	30	10	0.15223875	-63.99	-40
3	30	1000	100	461.553	-65.14	-40
4	1000	26500	1000	24739.8625	-42.25	-40

Band40(2305-2315) 16QAM BW=5MHz Channel=38775 RB Size=25 Position=#0



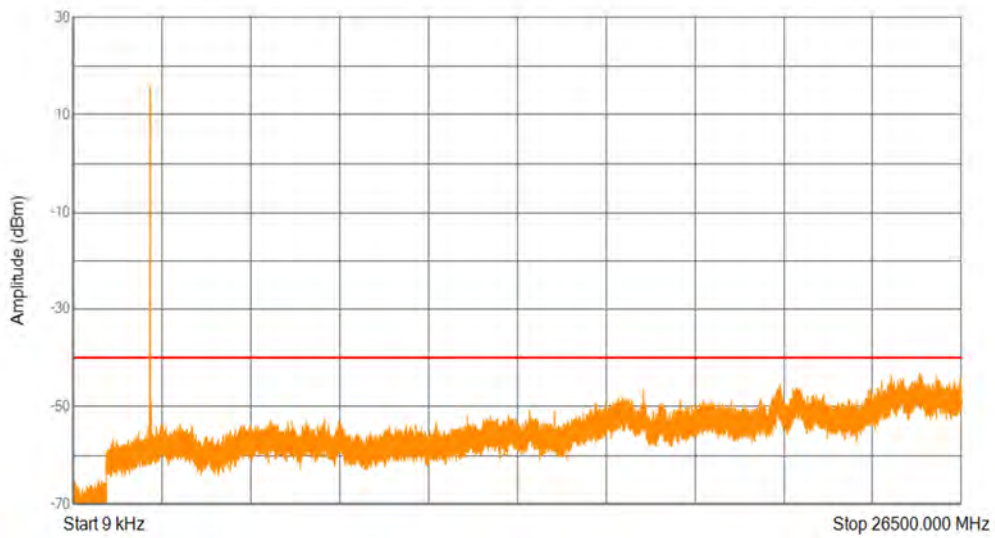
Range	Start (MHz)	Stop (MHz)	RBW (kHz)	Spur Freq (MHz)	Spur Level (dBm)	Limit (dBm)
1	0.009	0.15	1	0.009588675	-61.33	-40
2	0.15	30	10	0.16119375	-65.49	-40
3	30	1000	100	683.41625	-65.42	-40
4	1000	26500	1000	24689.5	-42.69	-40

Band40(2305-2315) QPSK BW=10MHz Channel=38750 RB Size=50 Position=#0



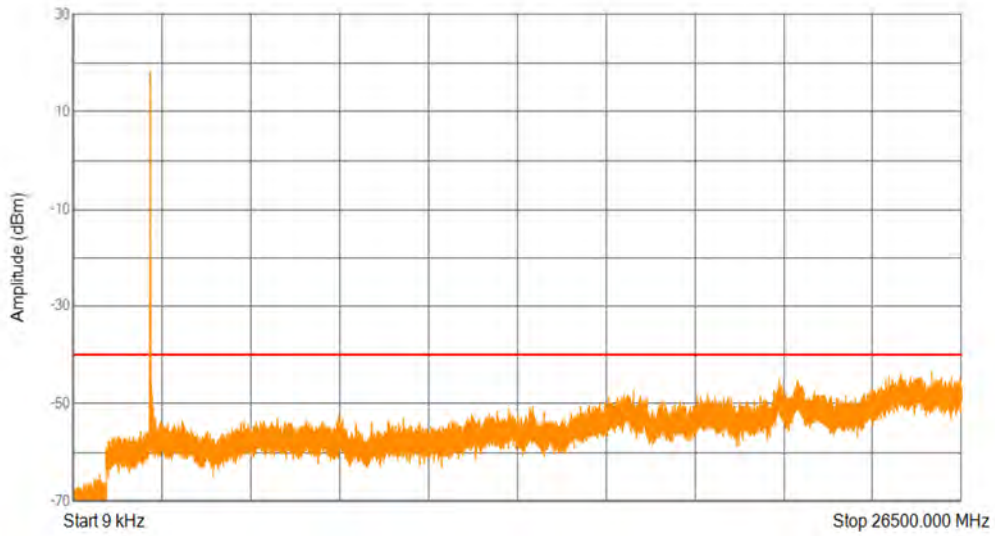
Range	Start (MHz)	Stop (MHz)	RBW (kHz)	Spur Freq (MHz)	Spur Level (dBm)	Limit (dBm)
1	0.009	0.15	1	0.01334985	-60.69	-40
2	0.15	30	10	0.182835	-64.51	-40
3	30	1000	100	810.53475	-64.95	-40
4	1000	26500	1000	24731.575	-43.17	-40

Band40(2305-2315) QPSK BW=5MHz Channel=38725 RB Size=25 Position=#0



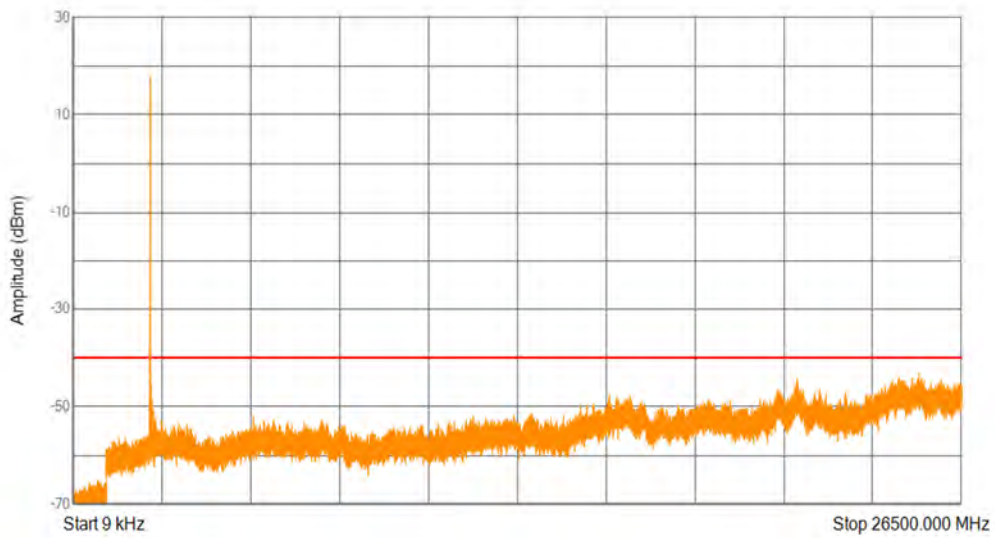
Range	Start (MHz)	Stop (MHz)	RBW (kHz)	Spur Freq (MHz)	Spur Level (dBm)	Limit (dBm)
1	0.009	0.15	1	0.009	-60.97	-40
2	0.15	30	10	0.158955	-65.56	-40
3	30	1000	100	773.99	-64.96	-40
4	1000	26500	1000	25244.125	-43.19	-40

Band40(2305-2315) QPSK BW=5MHz Channel=38750 RB Size=25 Position=#0



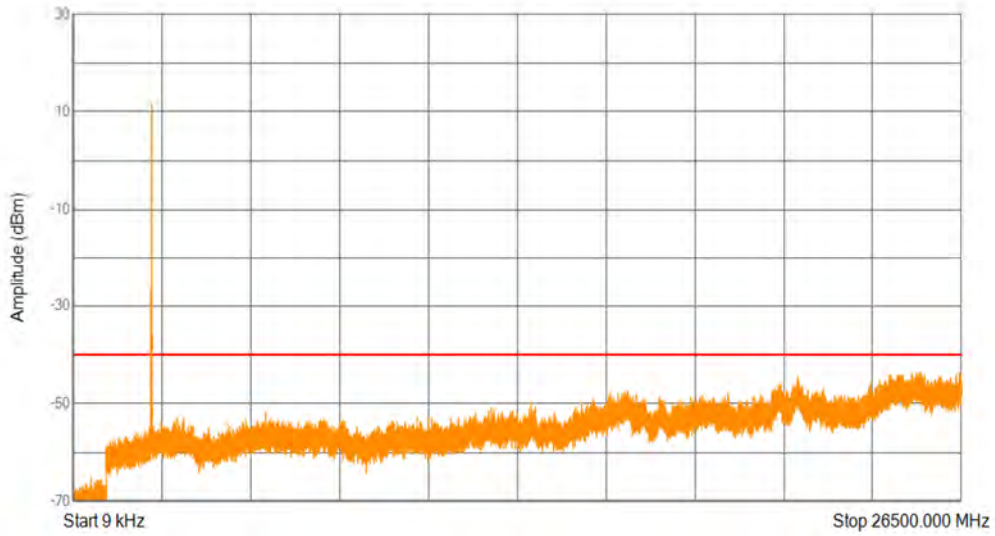
Range	Start (MHz)	Stop (MHz)	RBW (kHz)	Spur Freq (MHz)	Spur Level (dBm)	Limit (dBm)
1	0.009	0.15	1	0.009313725	-61.77	-40
2	0.15	30	10	0.15	-63.53	-40
3	30	1000	100	801.7805	-64.54	-40
4	1000	26500	1000	25616.425	-43.43	-40

Band40(2305-2315) QPSK BW=5MHz Channel=38775 RB Size=25 Position=#0



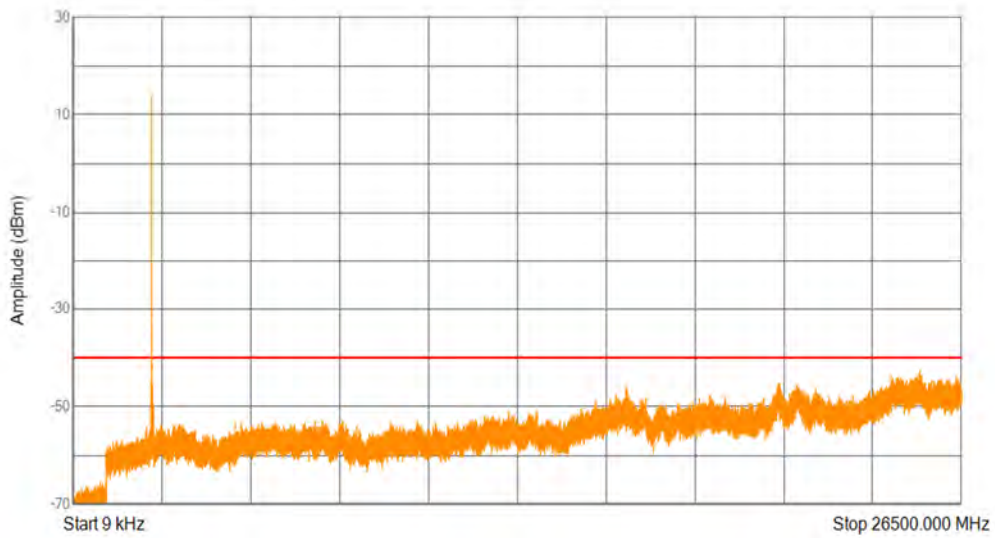
Range	Start (MHz)	Stop (MHz)	RBW (kHz)	Spur Freq (MHz)	Spur Level (dBm)	Limit (dBm)
1	0.009	0.15	1	0.018436425	-61.17	-40
2	0.15	30	10	0.19850625	-65.62	-40
3	30	1000	100	765.0175	-65.04	-40
4	1000	26500	1000	25239.025	-43.03	-40

Band40(2350-2360) 16QAM BW=10MHz Channel=39200 RB Size=50 Position=#0



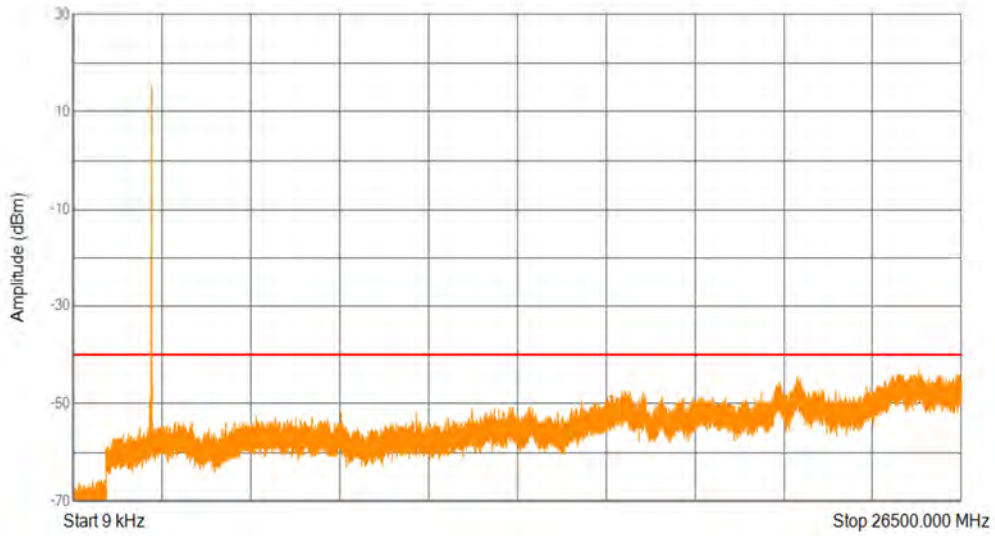
Range	Start (MHz)	Stop (MHz)	RBW (kHz)	Spur Freq (MHz)	Spur Level (dBm)	Limit (dBm)
1	0.009	0.15	1	0.0097755	-60.72	-40
2	0.15	30	10	0.15522375	-64.67	-40
3	30	1000	100	546.16125	-64.91	-40
4	1000	26500	1000	25285.5625	-43.68	-40

Band40(2350-2360) 16QAM BW=5MHz Channel=39175 RB Size=25 Position=#0



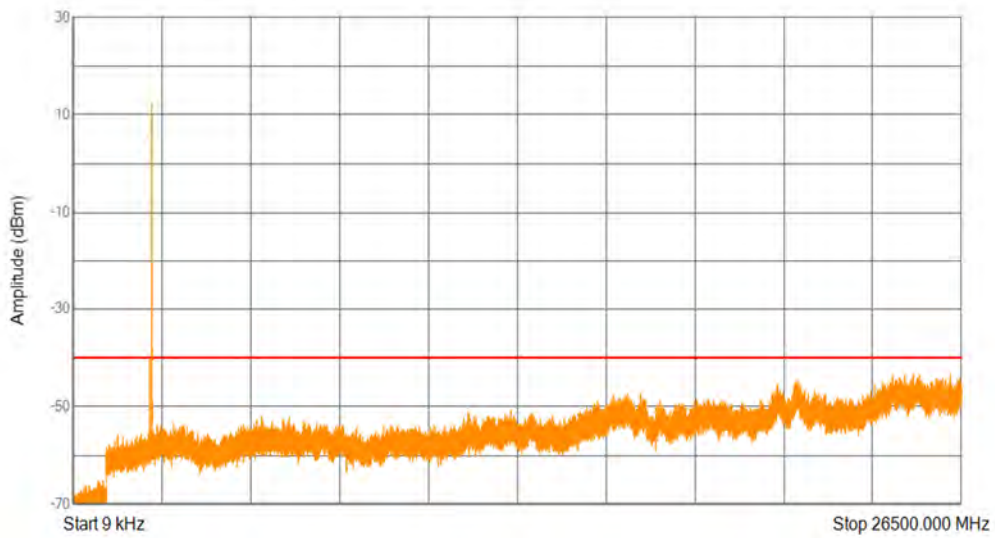
Range	Start (MHz)	Stop (MHz)	RBW (kHz)	Spur Freq (MHz)	Spur Level (dBm)	Limit (dBm)
1	0.009	0.15	1	0.00943005	-59.85	-40
2	0.15	30	10	0.158955	-61.26	-40
3	30	1000	100	818.05225	-65.48	-40
4	1000	26500	1000	25268.35	-42.57	-40

Band40(2350-2360) 16QAM BW=5MHz Channel=39200 RB Size=25 Position=#0



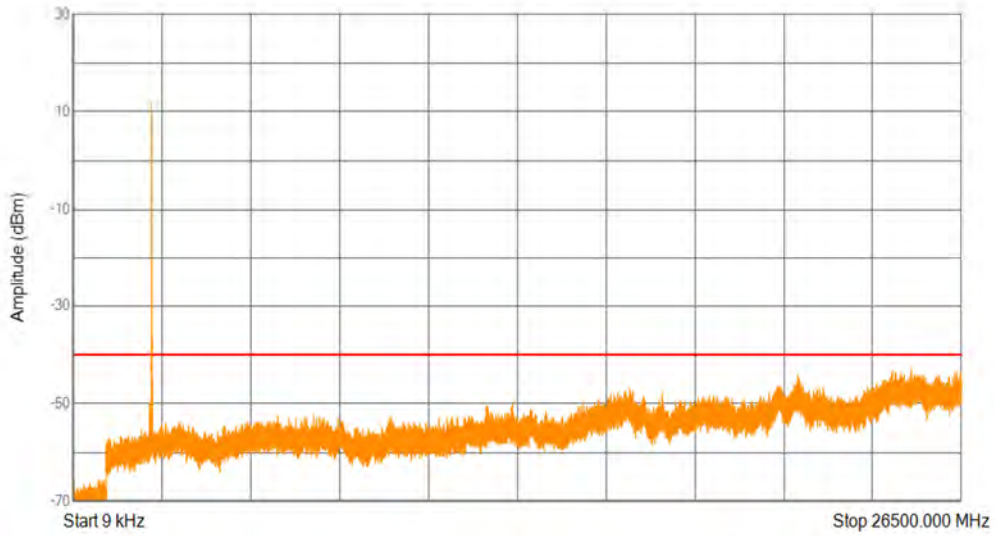
Range	Start (MHz)	Stop (MHz)	RBW (kHz)	Spur Freq (MHz)	Spur Level (dBm)	Limit (dBm)
1	0.009	0.15	1	0.01112205	-60.2	-40
2	0.15	30	10	0.16194	-64.88	-40
3	30	1000	100	959.13875	-65.64	-40
4	1000	26500	1000	25240.3	-42.97	-40

Band40(2350-2360) 16QAM BW=5MHz Channel=39225 RB Size=25 Position=#0



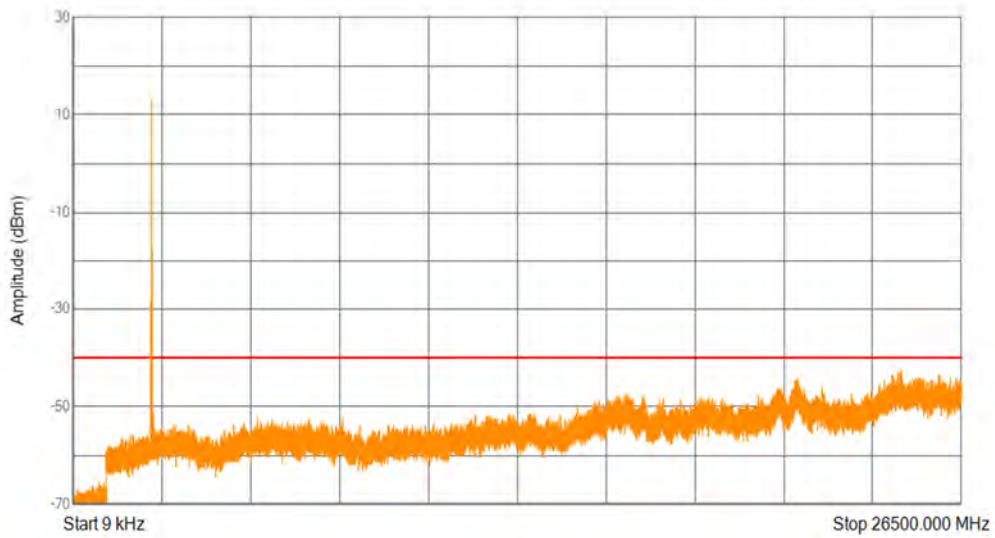
Range	Start (MHz)	Stop (MHz)	RBW (kHz)	Spur Freq (MHz)	Spur Level (dBm)	Limit (dBm)
1	0.009	0.15	1	0.0100857	-62.56	-40
2	0.15	30	10	0.15597	-63.64	-40
3	30	1000	100	910.0325	-65.04	-40
4	1000	26500	1000	2301.1375	-40.31	-40

Band40(2350-2360) QPSK BW=10MHz Channel=39200 RB Size=50 Position=#0



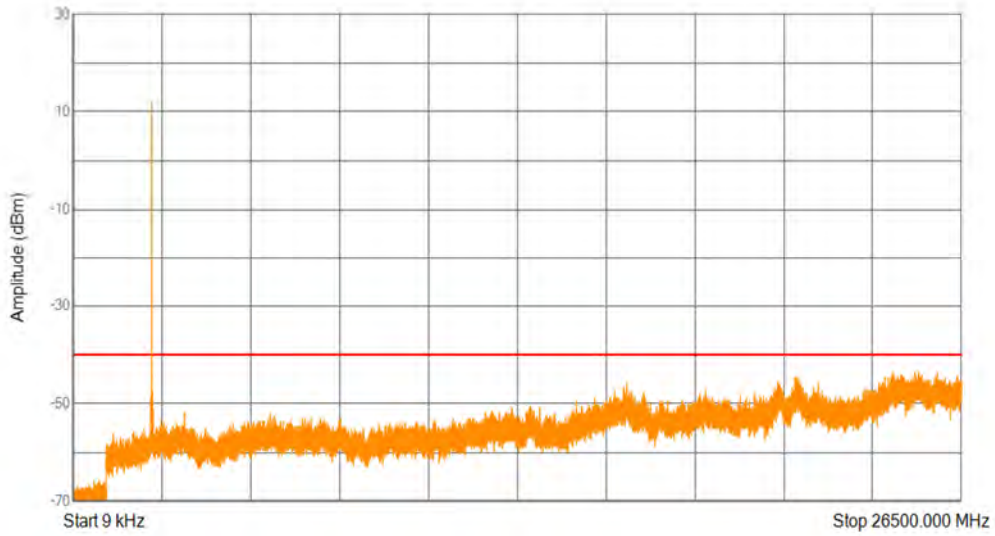
Range	Start (MHz)	Stop (MHz)	RBW (kHz)	Spur Freq (MHz)	Spur Level (dBm)	Limit (dBm)
1	0.009	0.15	1	0.009	-62.68	-40
2	0.15	30	10	0.15820875	-62.55	-40
3	30	1000	100	765.91475	-65.6	-40
4	1000	26500	1000	25010.1625	-42.99	-40

Band40(2350-2360) QPSK BW=5MHz Channel=39175 RB Size=25 Position=#0



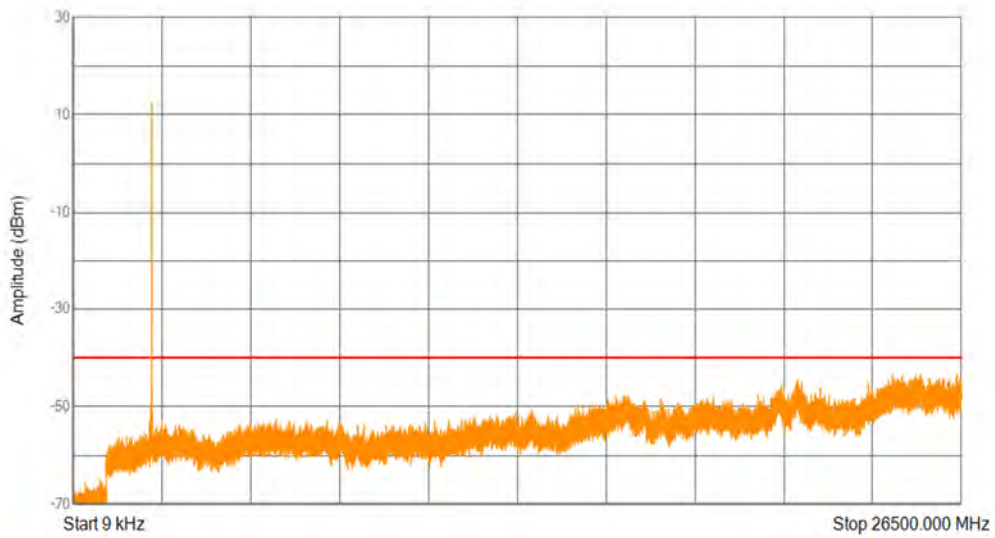
Range	Start (MHz)	Stop (MHz)	RBW (kHz)	Spur Freq (MHz)	Spur Level (dBm)	Limit (dBm)
1	0.009	0.15	1	0.020318775	-61.78	-40
2	0.15	30	10	0.15597	-64.77	-40
3	30	1000	100	788.9765	-65.47	-40
4	1000	26500	1000	24715	-42.65	-40

Band40(2350-2360) QPSK BW=5MHz Channel=39200 RB Size=25 Position=#0



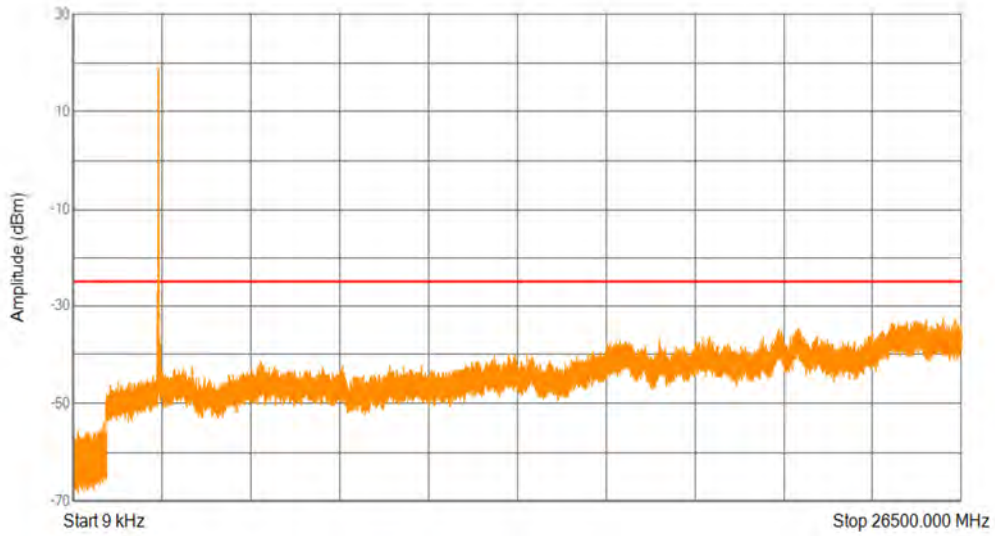
Range	Start (MHz)	Stop (MHz)	RBW (kHz)	Spur Freq (MHz)	Spur Level (dBm)	Limit (dBm)
1	0.009	0.15	1	0.009	-60.88	-40
2	0.15	30	10	0.15522375	-63.57	-40
3	30	1000	100	796.03325	-65.74	-40
4	1000	26500	1000	25112.1625	-43.44	-40

Band40(2350-2360) QPSK BW=5MHz Channel=39225 RB Size=25 Position=#0



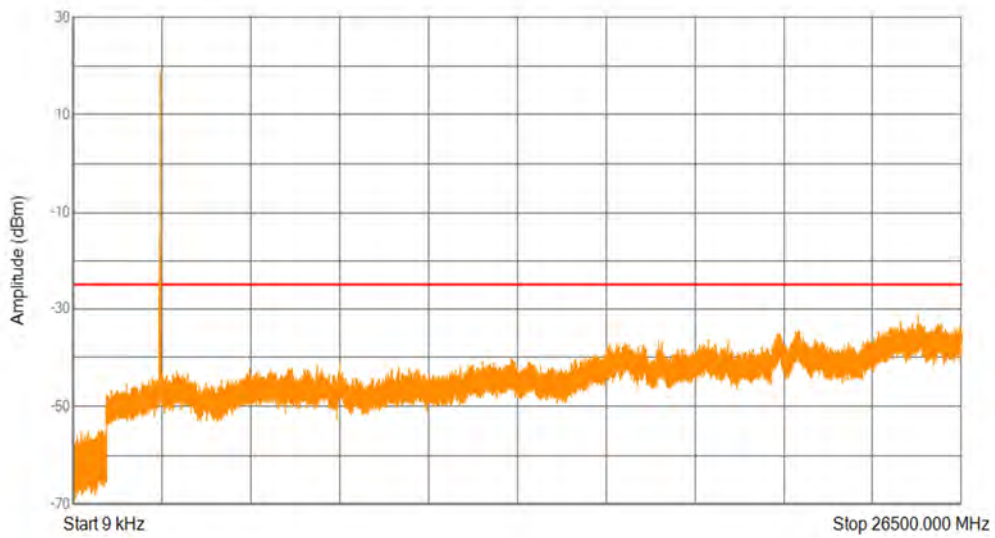
Range	Start (MHz)	Stop (MHz)	RBW (kHz)	Spur Freq (MHz)	Spur Level (dBm)	Limit (dBm)
1	0.009	0.15	1	0.00947235	-60.21	-40
2	0.15	30	10	0.1634325	-64.74	-40
3	30	1000	100	810.24375	-64.94	-40
4	1000	26500	1000	24440.2375	-43.42	-40

Band41(2555-2655) 16QAM BW=10MHz Channel=40290 RB Size=50 Position=#0



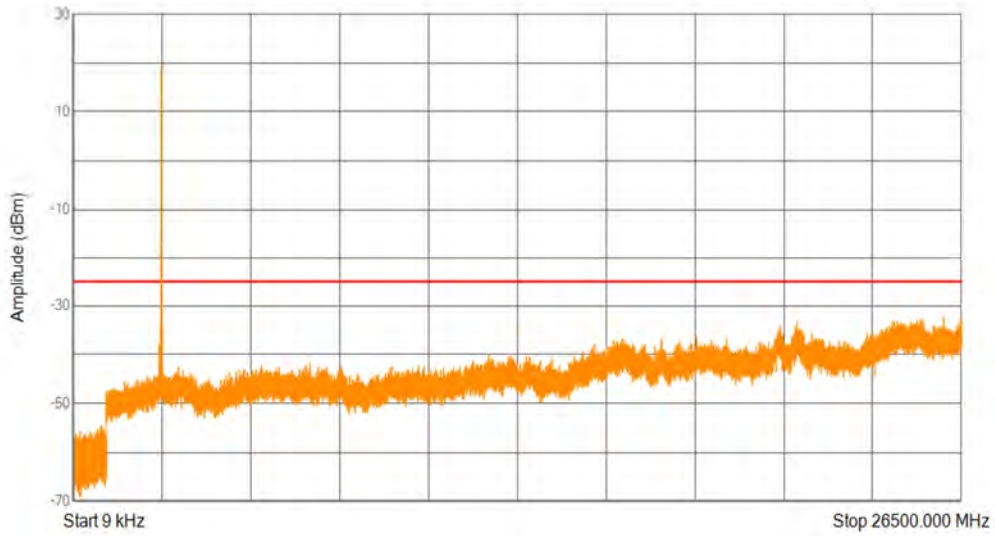
Range	Start (MHz)	Stop (MHz)	RBW (kHz)	Spur Freq (MHz)	Spur Level (dBm)	Limit (dBm)
1	0.009	0.15	1	0.009102225	-51.3	-25
2	0.15	30	10	0.152985	-53.35	-25
3	30	1000	100	931.3725	-53.68	-25
4	1000	26500	1000	25961.3125	-32.45	-25

Band41(2555-2655) 16QAM BW=10MHz Channel=40740 RB Size=50 Position=#0



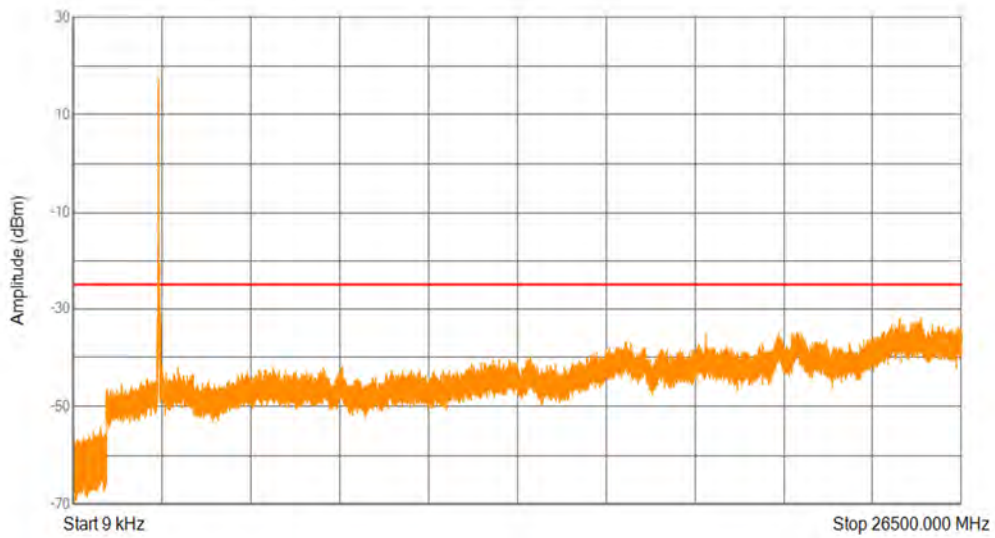
Range	Start (MHz)	Stop (MHz)	RBW (kHz)	Spur Freq (MHz)	Spur Level (dBm)	Limit (dBm)
1	0.009	0.15	1	0.009934125	-50.78	-25
2	0.15	30	10	0.158955	-54.37	-25
3	30	1000	100	867.595	-54.76	-25
4	1000	26500	1000	25203.9625	-31.24	-25

Band41(2555-2655) 16QAM BW=10MHz Channel=41190 RB Size=50 Position=#0



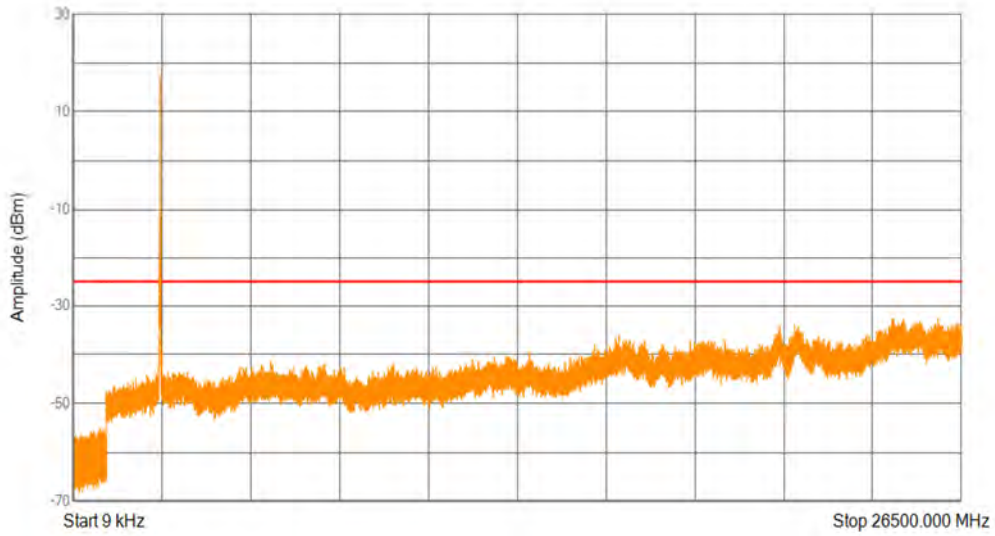
Range	Start (MHz)	Stop (MHz)	RBW (kHz)	Spur Freq (MHz)	Spur Level (dBm)	Limit (dBm)
1	0.009	0.15	1	0.01189755	-52.56	-25
2	0.15	30	10	0.15	-55.57	-25
3	30	1000	100	842.78725	-54.46	-25
4	1000	26500	1000	25968.9625	-32.38	-25

Band41(2555-2655) 16QAM BW=15MHz Channel=40315 RB Size=75 Position=#0



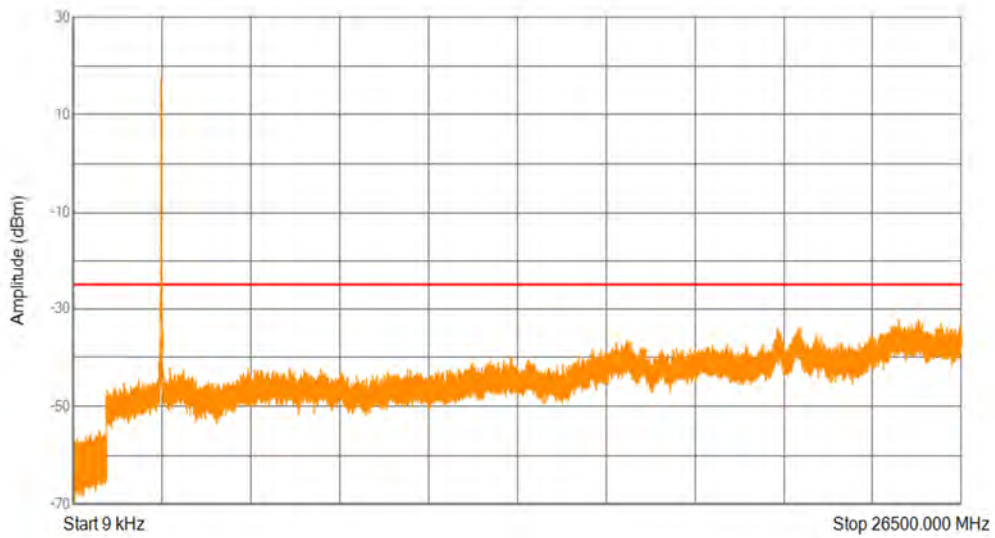
Range	Start (MHz)	Stop (MHz)	RBW (kHz)	Spur Freq (MHz)	Spur Level (dBm)	Limit (dBm)
1	0.009	0.15	1	0.009	-51.49	-25
2	0.15	30	10	0.15522375	-53.19	-25
3	30	1000	100	834.29975	-54.11	-25
4	1000	26500	1000	25292.575	-31.77	-25

Band41(2555-2655) 16QAM BW=15MHz Channel=40740 RB Size=75 Position=#0



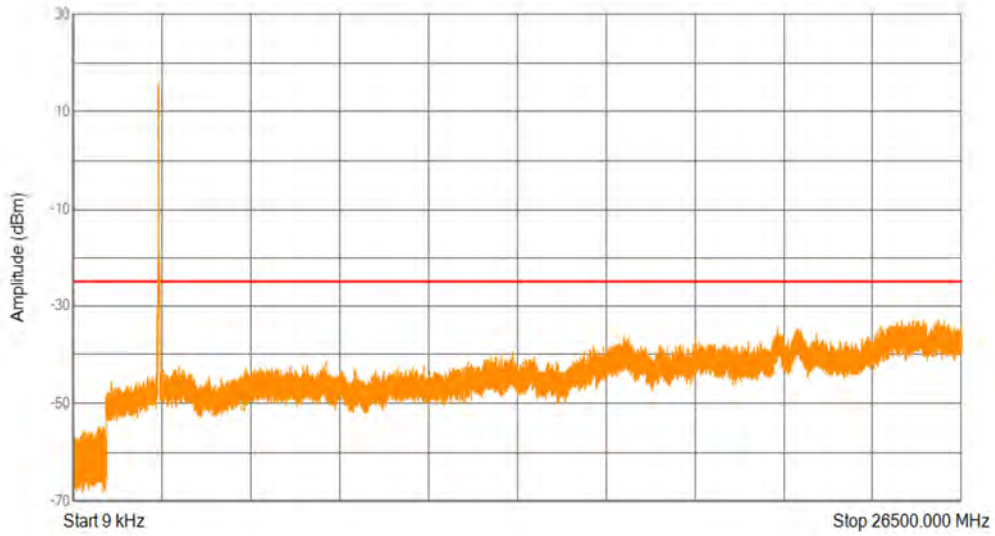
Range	Start (MHz)	Stop (MHz)	RBW (kHz)	Spur Freq (MHz)	Spur Level (dBm)	Limit (dBm)
1	0.009	0.15	1	0.013543725	-49.73	-25
2	0.15	30	10	0.158955	-56.02	-25
3	30	1000	100	806	-55.1	-25
4	1000	26500	1000	25805.125	-32.44	-25

Band41(2555-2655) 16QAM BW=15MHz Channel=41165 RB Size=75 Position=#0



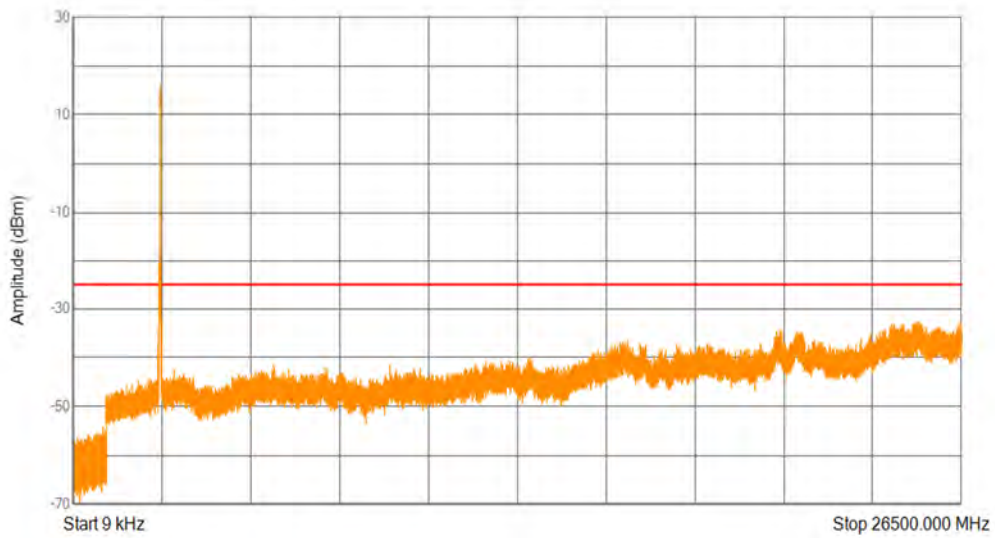
Range	Start (MHz)	Stop (MHz)	RBW (kHz)	Spur Freq (MHz)	Spur Level (dBm)	Limit (dBm)
1	0.009	0.15	1	0.0106356	-52.17	-25
2	0.15	30	10	0.170895	-54.09	-25
3	30	1000	100	786.115	-54.99	-25
4	1000	26500	1000	24631.4875	-32.24	-25

Band41(2555-2655) 16QAM BW=20MHz Channel=40340 RB Size=100 Position=#0



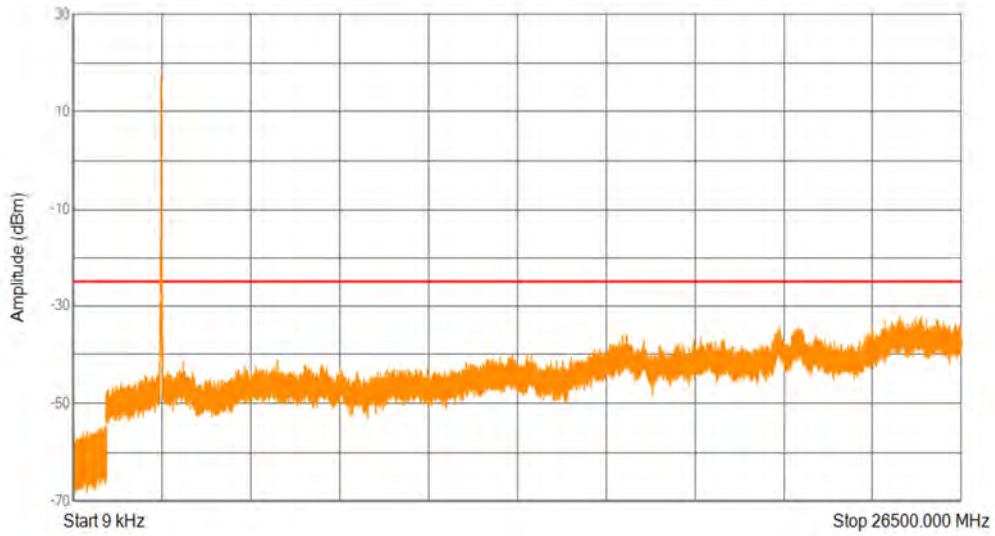
Range	Start (MHz)	Stop (MHz)	RBW (kHz)	Spur Freq (MHz)	Spur Level (dBm)	Limit (dBm)
1	0.009	0.15	1	0.010892925	-53.22	-25
2	0.15	30	10	0.15	-55.01	-25
3	30	1000	100	922.23025	-54.63	-25
4	1000	26500	1000	25824.8875	-32.88	-25

Band41(2555-2655) 16QAM BW=20MHz Channel=40740 RB Size=100 Position=#0



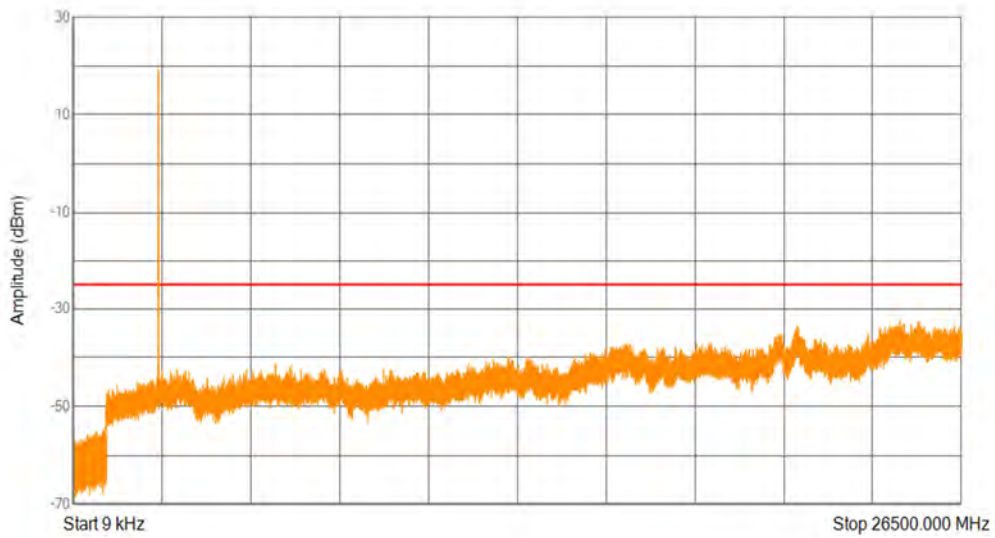
Range	Start (MHz)	Stop (MHz)	RBW (kHz)	Spur Freq (MHz)	Spur Level (dBm)	Limit (dBm)
1	0.009	0.15	1	0.0122712	-52.8	-25
2	0.15	30	10	0.19402875	-54.9	-25
3	30	1000	100	907.53475	-54.16	-25
4	1000	26500	1000	25200.1375	-32.62	-25

Band41(2555-2655) 16QAM BW=20MHz Channel=41140 RB Size=100 Position=#0



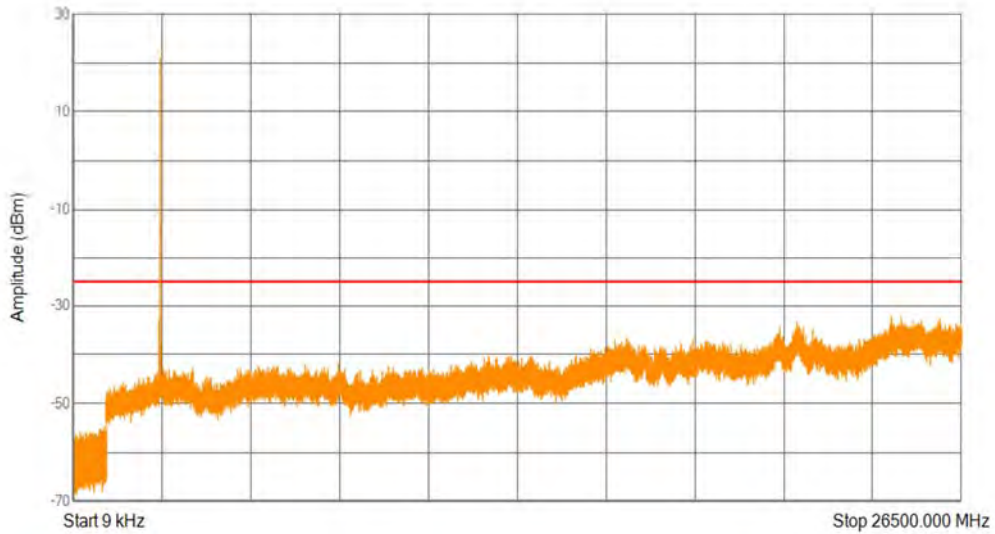
Range	Start (MHz)	Stop (MHz)	RBW (kHz)	Spur Freq (MHz)	Spur Level (dBm)	Limit (dBm)
1	0.009	0.15	1	0.01334985	-53.02	-25
2	0.15	30	10	0.1544775	-54.43	-25
3	30	1000	100	967.04425	-54.72	-25
4	1000	26500	1000	25309.15	-32.21	-25

Band41(2555-2655) 16QAM BW=5MHz Channel=40265 RB Size=25 Position=#0



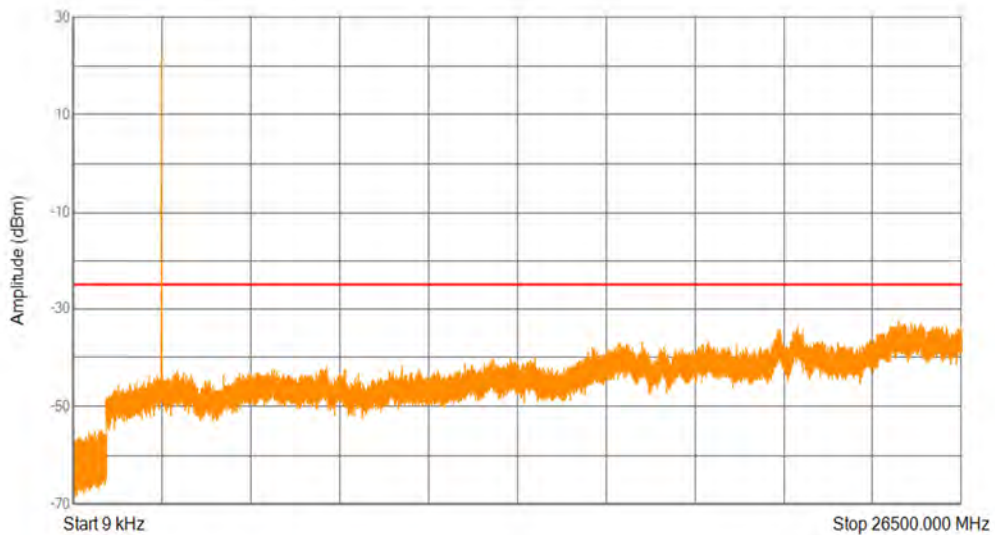
Range	Start (MHz)	Stop (MHz)	RBW (kHz)	Spur Freq (MHz)	Spur Level (dBm)	Limit (dBm)
1	0.009	0.15	1	0.011485125	-50.67	-25
2	0.15	30	10	0.15	-53.27	-25
3	30	1000	100	971.8215	-54.02	-25
4	1000	26500	1000	24663.3625	-32.4	-25

Band41(2555-2655) 16QAM BW=5MHz Channel=40740 RB Size=25 Position=#0



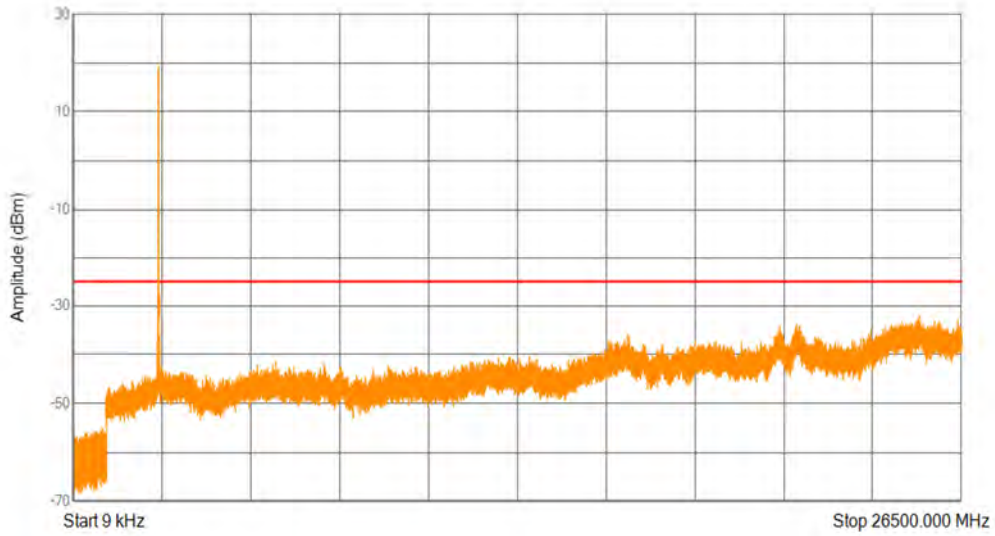
Range	Start (MHz)	Stop (MHz)	RBW (kHz)	Spur Freq (MHz)	Spur Level (dBm)	Limit (dBm)
1	0.009	0.15	1	0.0091269	-50.75	-25
2	0.15	30	10	0.15	-54.35	-25
3	30	1000	100	944.6615	-54.79	-25
4	1000	26500	1000	24416.65	-32.28	-25

Band41(2555-2655) 16QAM BW=5MHz Channel=41215 RB Size=25 Position=#0



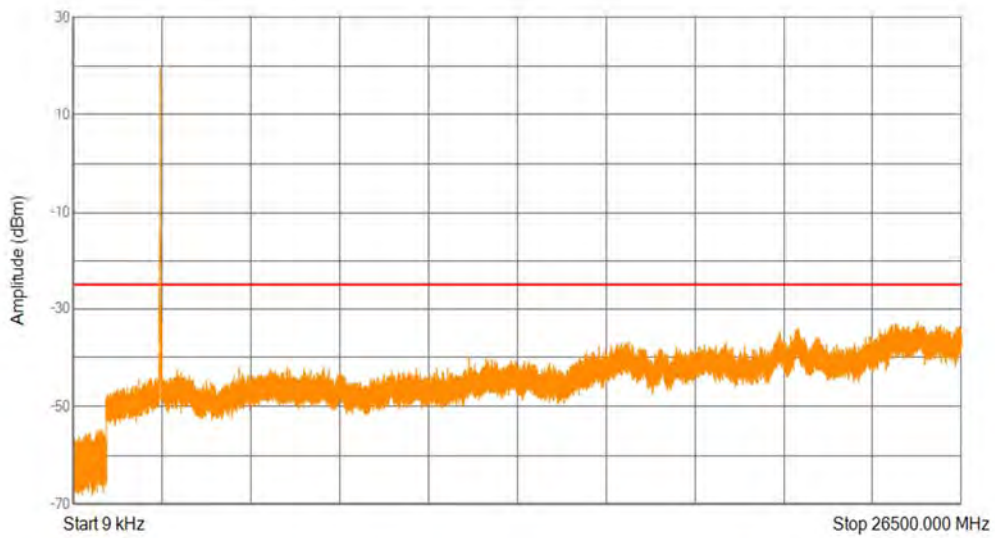
Range	Start (MHz)	Stop (MHz)	RBW (kHz)	Spur Freq (MHz)	Spur Level (dBm)	Limit (dBm)
1	0.009	0.15	1	0.009423	-50.39	-25
2	0.15	30	10	0.152985	-52.74	-25
3	30	1000	100	868.54075	-54.71	-25
4	1000	26500	1000	24627.6625	-32.45	-25

Band41(2555-2655) QPSK BW=10MHz Channel=40290 RB Size=50 Position=#0



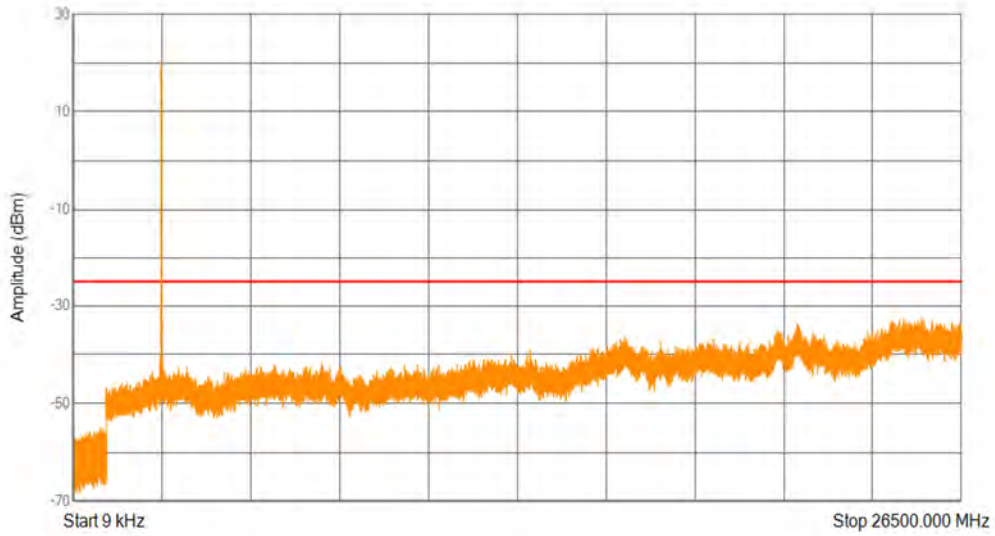
Range	Start (MHz)	Stop (MHz)	RBW (kHz)	Spur Freq (MHz)	Spur Level (dBm)	Limit (dBm)
1	0.009	0.15	1	0.01428045	-51.54	-25
2	0.15	30	10	0.1514925	-54.73	-25
3	30	1000	100	890.39	-55.18	-25
4	1000	26500	1000	25246.675	-31.98	-25

Band41(2555-2655) QPSK BW=10MHz Channel=40740 RB Size=50 Position=#0



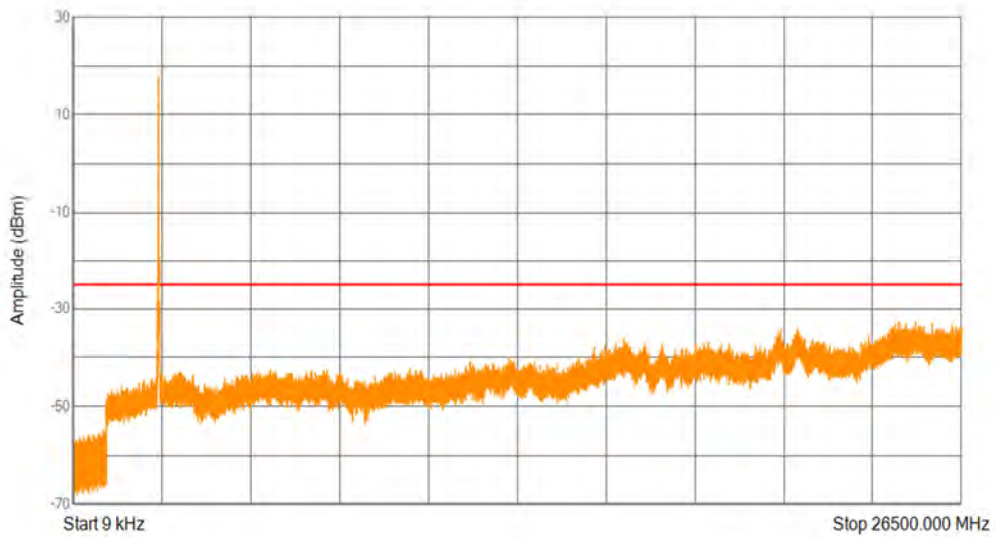
Range	Start (MHz)	Stop (MHz)	RBW (kHz)	Spur Freq (MHz)	Spur Level (dBm)	Limit (dBm)
1	0.009	0.15	1	0.0107766	-48.6	-25
2	0.15	30	10	0.15820875	-54.34	-25
3	30	1000	100	867.91025	-54.78	-25
4	1000	26500	1000	25203.325	-32.59	-25

Band41(2555-2655) QPSK BW=10MHz Channel=41190 RB Size=50 Position=#0



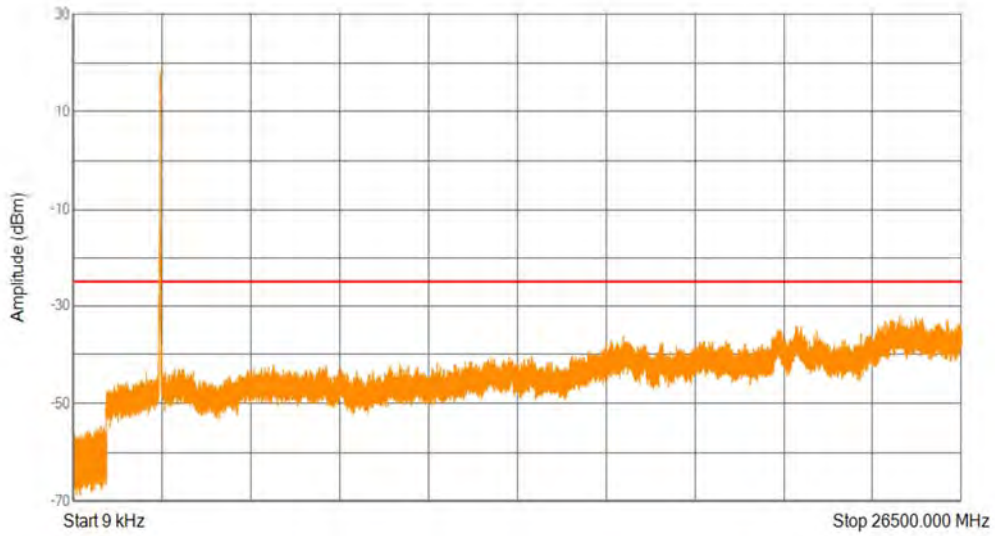
Range	Start (MHz)	Stop (MHz)	RBW (kHz)	Spur Freq (MHz)	Spur Level (dBm)	Limit (dBm)
1	0.009	0.15	1	0.011115	-53.01	-25
2	0.15	30	10	0.15	-54.16	-25
3	30	1000	100	819.4345	-54.98	-25
4	1000	26500	1000	25314.25	-32.6	-25

Band41(2555-2655) QPSK BW=15MHz Channel=40315 RB Size=75 Position=#0



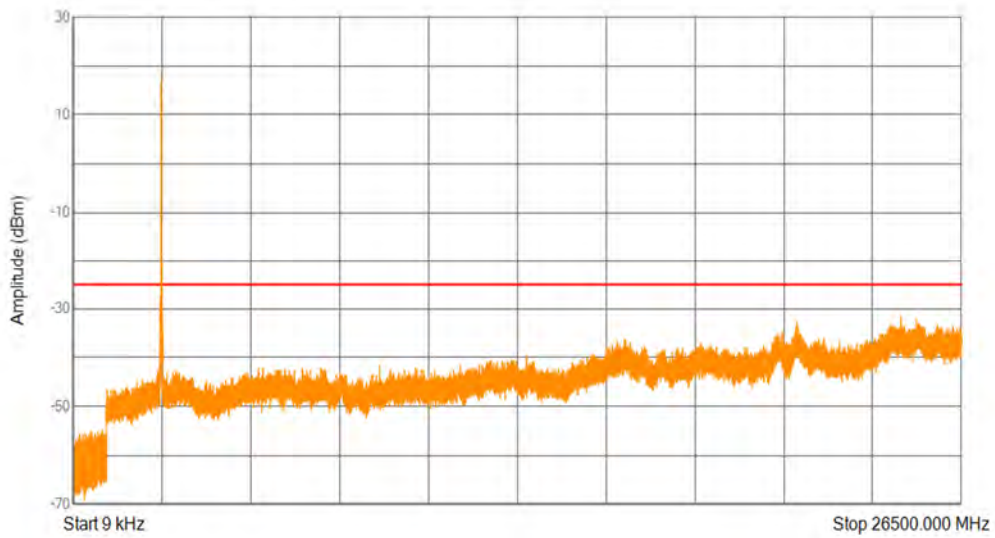
Range	Start (MHz)	Stop (MHz)	RBW (kHz)	Spur Freq (MHz)	Spur Level (dBm)	Limit (dBm)
1	0.009	0.15	1	0.0101844	-50.05	-25
2	0.15	30	10	0.1514925	-55.28	-25
3	30	1000	100	911.2935	-54.6	-25
4	1000	26500	1000	24618.1	-32.62	-25

Band41(2555-2655) QPSK BW=15MHz Channel=40740 RB Size=75 Position=#0



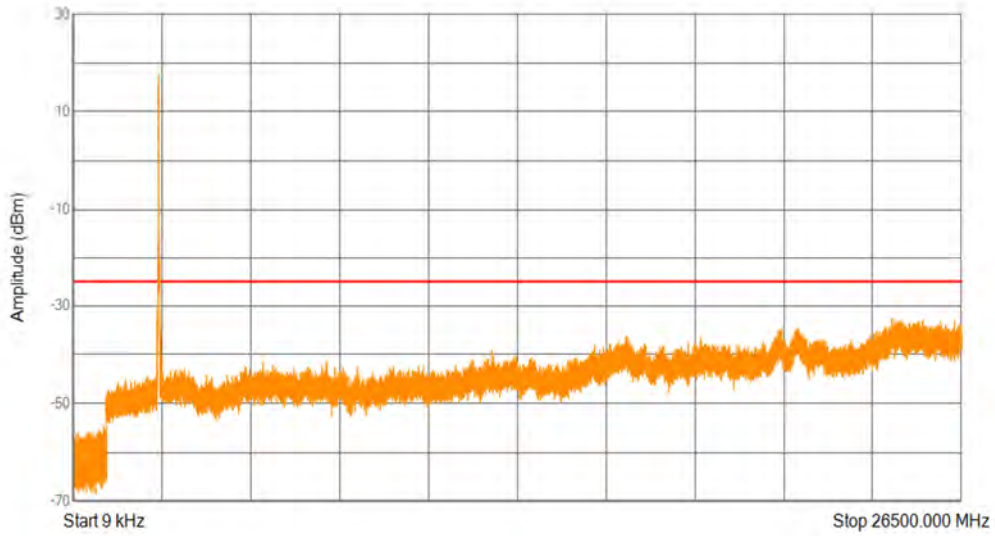
Range	Start (MHz)	Stop (MHz)	RBW (kHz)	Spur Freq (MHz)	Spur Level (dBm)	Limit (dBm)
1	0.009	0.15	1	0.00947235	-52.97	-25
2	0.15	30	10	0.18656625	-55.58	-25
3	30	1000	100	837.525	-54.57	-25
4	1000	26500	1000	24666.55	-32.12	-25

Band41(2555-2655) QPSK BW=15MHz Channel=41165 RB Size=75 Position=#0



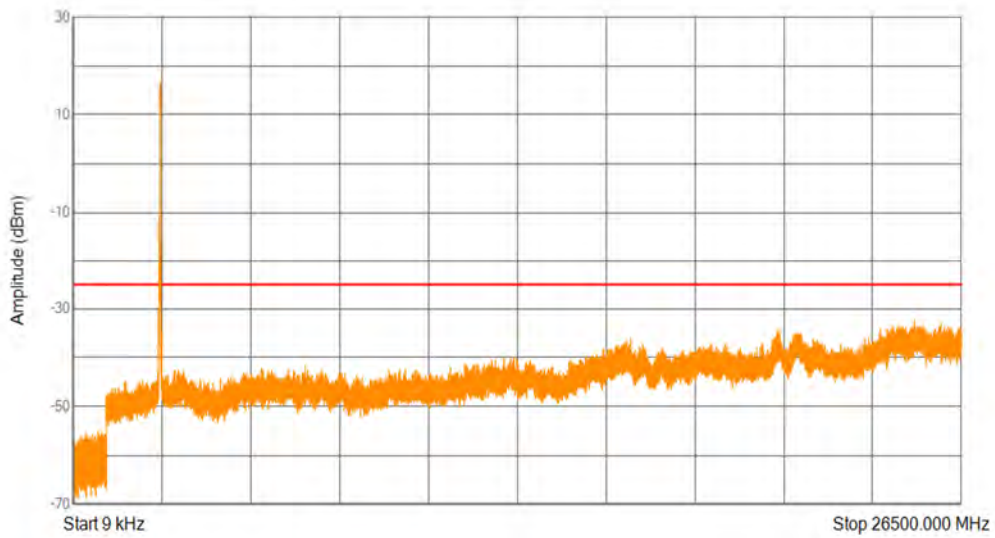
Range	Start (MHz)	Stop (MHz)	RBW (kHz)	Spur Freq (MHz)	Spur Level (dBm)	Limit (dBm)
1	0.009	0.15	1	0.009	-51.19	-25
2	0.15	30	10	0.15	-52.84	-25
3	30	1000	100	876.39775	-54.8	-25
4	1000	26500	1000	24700.3375	-31.4	-25

Band41(2555-2655) QPSK BW=20MHz Channel=40340 RB Size=100 Position=#0



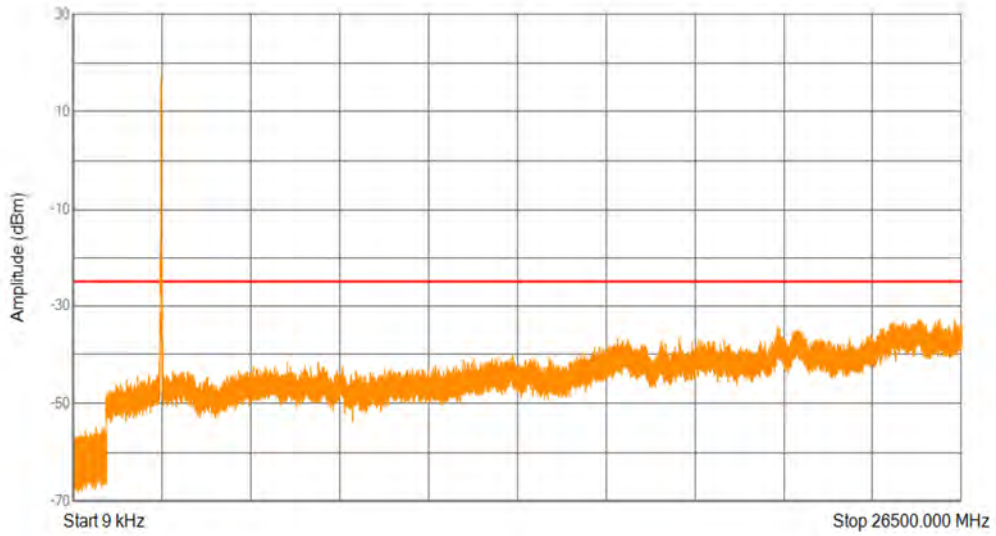
Range	Start (MHz)	Stop (MHz)	RBW (kHz)	Spur Freq (MHz)	Spur Level (dBm)	Limit (dBm)
1	0.009	0.15	1	0.012507375	-52.11	-25
2	0.15	30	10	0.15	-53.89	-25
3	30	1000	100	926.5225	-54.44	-25
4	1000	26500	1000	24422.3875	-32.54	-25

Band41(2555-2655) QPSK BW=20MHz Channel=40740 RB Size=100 Position=#0



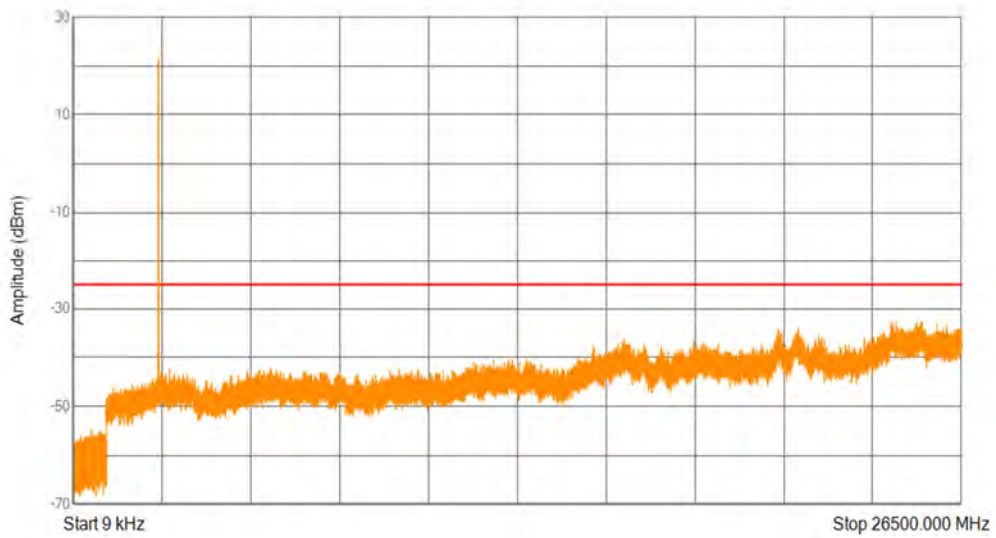
Range	Start (MHz)	Stop (MHz)	RBW (kHz)	Spur Freq (MHz)	Spur Level (dBm)	Limit (dBm)
1	0.009	0.15	1	0.009031725	-52.5	-25
2	0.15	30	10	0.15373125	-53.25	-25
3	30	1000	100	758.8095	-54.81	-25
4	1000	26500	1000	25106.425	-32.35	-25

Band41(2555-2655) QPSK BW=20MHz Channel=41140 RB Size=100 Position=#0



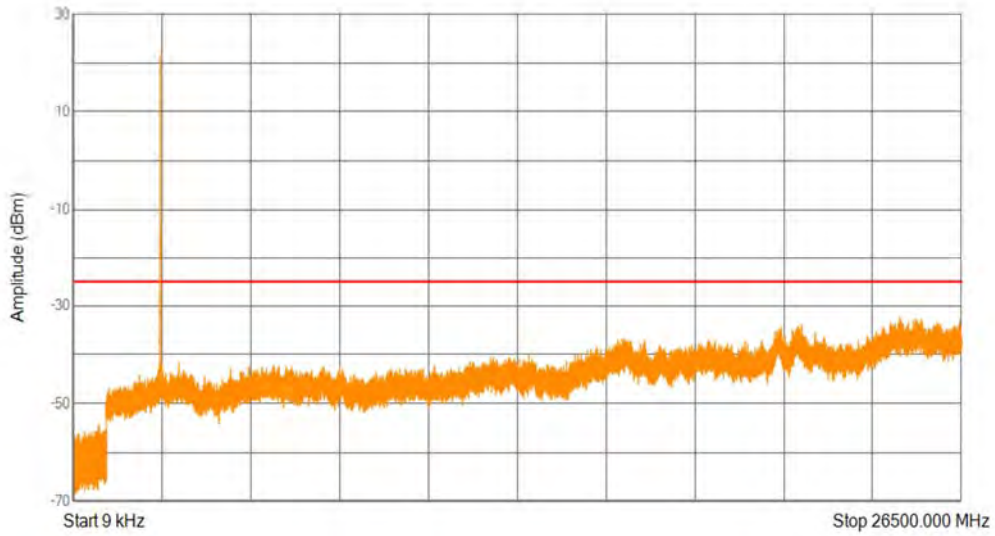
Range	Start (MHz)	Stop (MHz)	RBW (kHz)	Spur Freq (MHz)	Spur Level (dBm)	Limit (dBm)
1	0.009	0.15	1	0.012704775	-51.4	-25
2	0.15	30	10	0.15820875	-53.03	-25
3	30	1000	100	688.727	-54.58	-25
4	1000	26500	1000	25863.775	-32.81	-25

Band41(2555-2655) QPSK BW=5MHz Channel=40265 RB Size=25 Position=#0



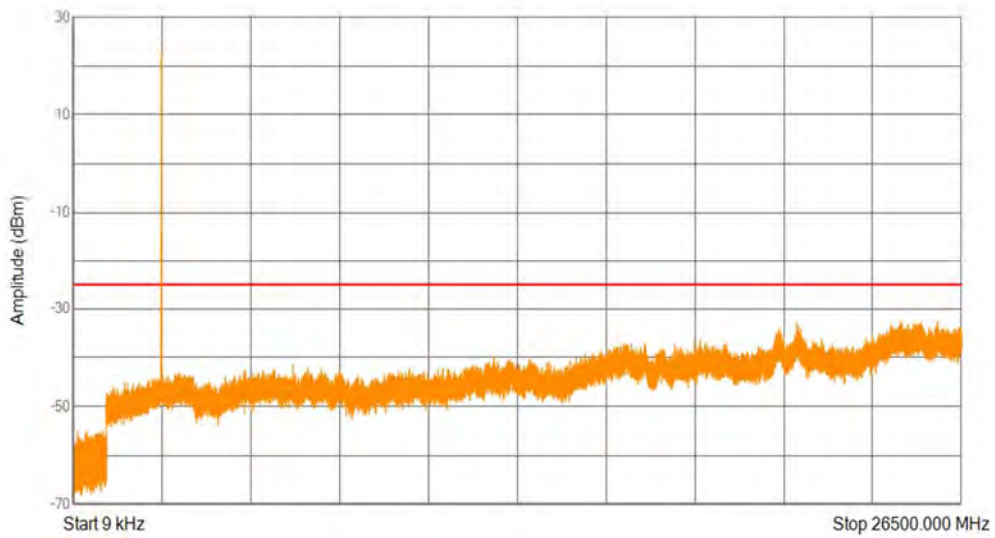
Range	Start (MHz)	Stop (MHz)	RBW (kHz)	Spur Freq (MHz)	Spur Level (dBm)	Limit (dBm)
1	0.009	0.15	1	0.009320775	-52.17	-25
2	0.15	30	10	0.15	-53.89	-25
3	30	1000	100	556.4675	-54.69	-25
4	1000	26500	1000	25334.0125	-32.51	-25

Band41(2555-2655) QPSK BW=5MHz Channel=40740 RB Size=25 Position=#0



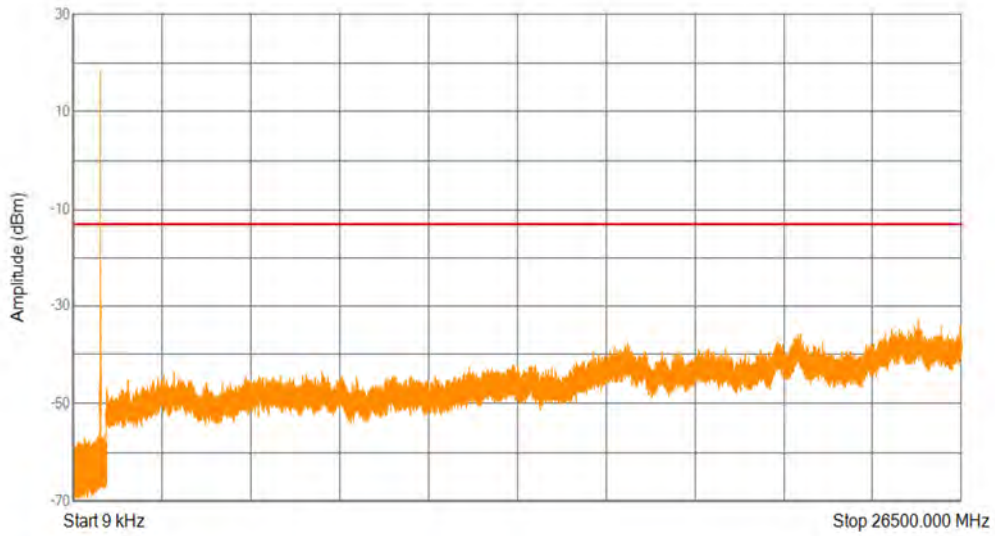
Range	Start (MHz)	Stop (MHz)	RBW (kHz)	Spur Freq (MHz)	Spur Level (dBm)	Limit (dBm)
1	0.009	0.15	1	0.009	-50.57	-25
2	0.15	30	10	0.15	-52.84	-25
3	30	1000	100	782.64725	-54.28	-25
4	1000	26500	1000	24658.9	-32.32	-25

Band41(2555-2655) QPSK BW=5MHz Channel=41215 RB Size=25 Position=#0



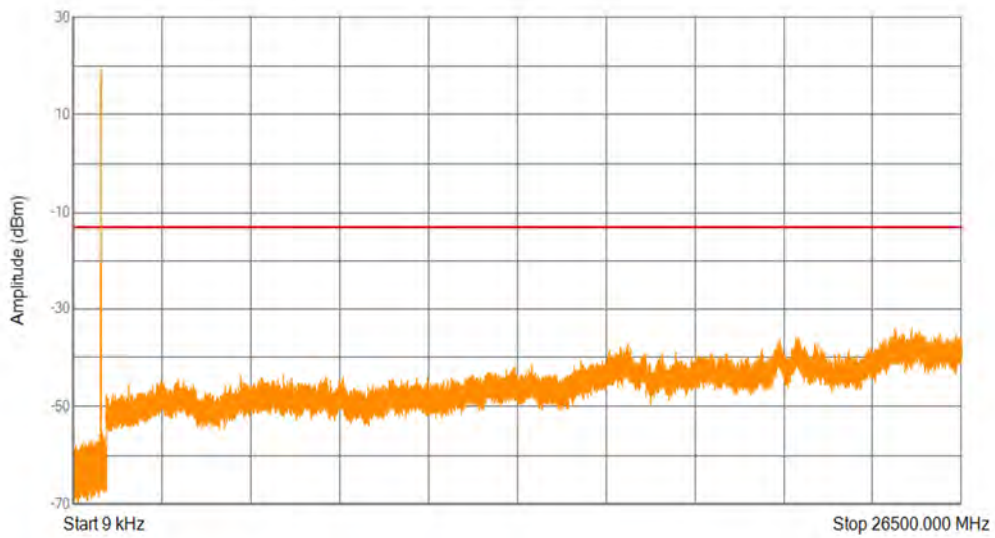
Range	Start (MHz)	Stop (MHz)	RBW (kHz)	Spur Freq (MHz)	Spur Level (dBm)	Limit (dBm)
1	0.009	0.15	1	0.0097332	-51.61	-25
2	0.15	30	10	0.15	-52.19	-25
3	30	1000	100	909.81425	-55	-25
4	1000	26500	1000	25791.7375	-32.6	-25

Band5 16QAM BW=1.4MHz Channel=20407 RB Size=6 Position=#0



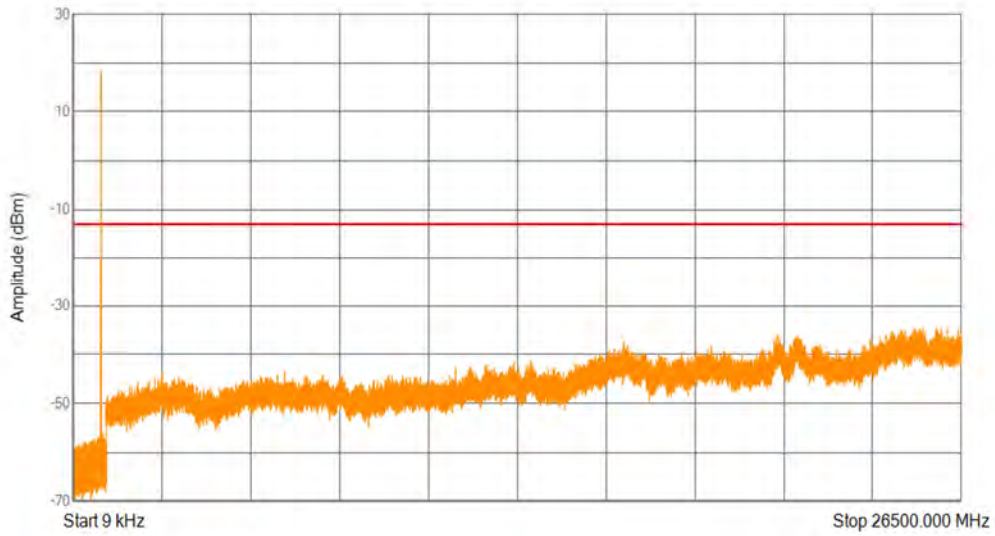
Range	Start (MHz)	Stop (MHz)	RBW (kHz)	Spur Freq (MHz)	Spur Level (dBm)	Limit (dBm)
1	0.009	0.15	1	0.011351175	-52.92	-13
2	0.15	30	10	0.15	-55.08	-13
3	30	1000	100	814.536	-55.45	-13
4	1000	26500	1000	25216.7125	-32.99	-13

Band5 16QAM BW=1.4MHz Channel=20525 RB Size=6 Position=#0



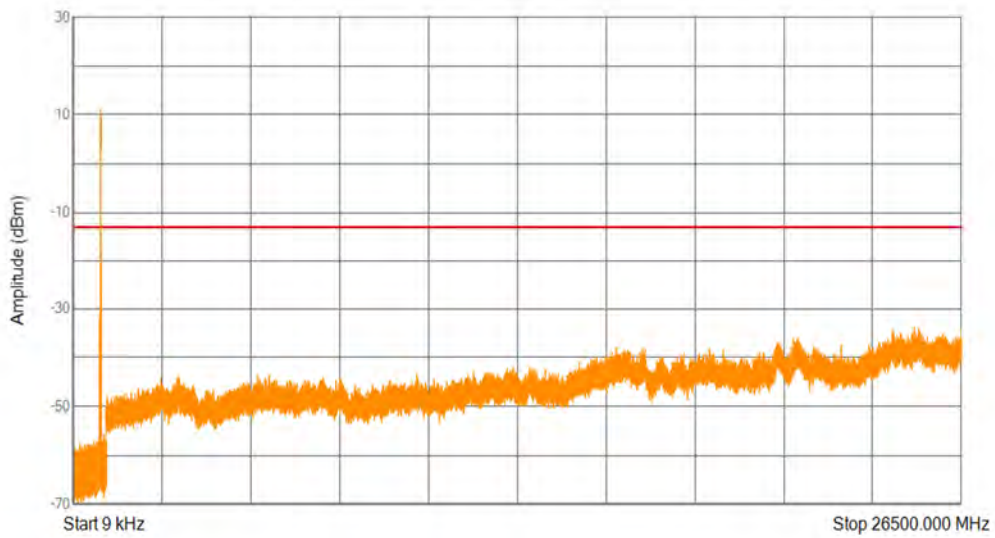
Range	Start (MHz)	Stop (MHz)	RBW (kHz)	Spur Freq (MHz)	Spur Level (dBm)	Limit (dBm)
1	0.009	0.15	1	0.010413525	-51.42	-13
2	0.15	30	10	0.15671625	-54.76	-13
3	30	1000	100	893.08175	-55.33	-13
4	1000	26500	1000	25020.3625	-33.89	-13

Band5 16QAM BW=1.4MHz Channel=20643 RB Size=6 Position=#0



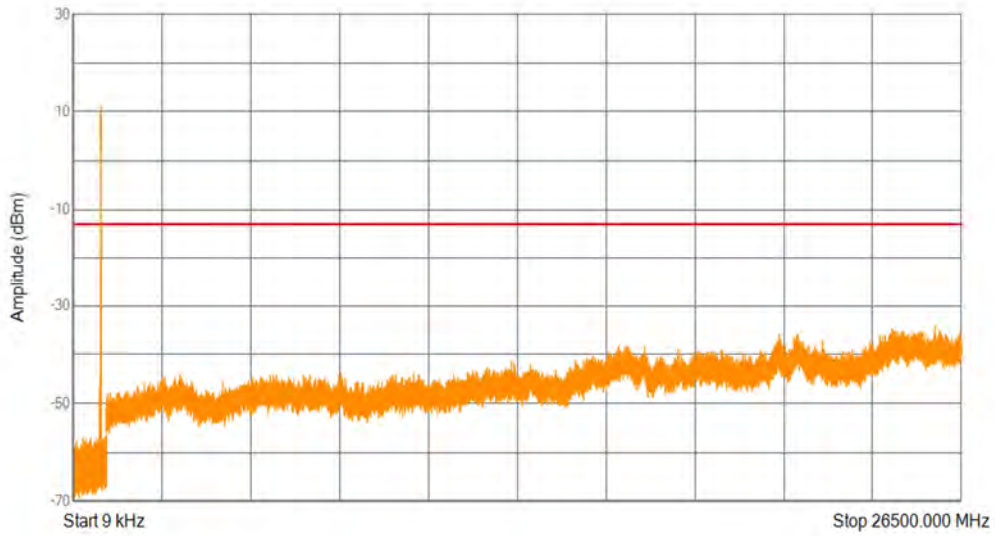
Range	Start (MHz)	Stop (MHz)	RBW (kHz)	Spur Freq (MHz)	Spur Level (dBm)	Limit (dBm)
1	0.009	0.15	1	0.0094794	-52.93	-13
2	0.15	30	10	0.15	-55.22	-13
3	30	1000	100	900.40525	-56.01	-13
4	1000	26500	1000	26085.625	-34.41	-13

Band5 16QAM BW=10MHz Channel=20450 RB Size=50 Position=#0



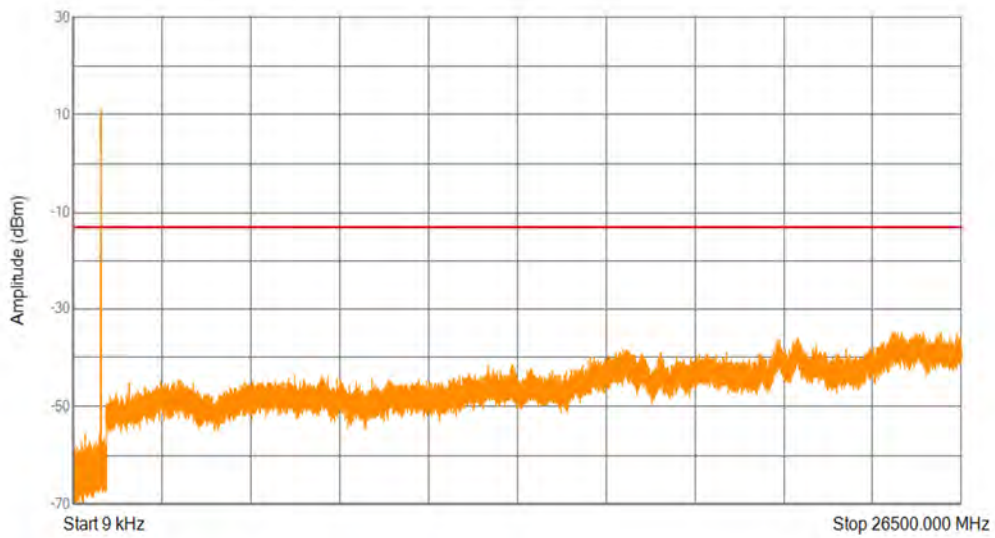
Range	Start (MHz)	Stop (MHz)	RBW (kHz)	Spur Freq (MHz)	Spur Level (dBm)	Limit (dBm)
1	0.009	0.15	1	0.009	-54.06	-13
2	0.15	30	10	0.1544775	-57.35	-13
3	30	1000	100	928.608	-55.71	-13
4	1000	26500	1000	25099.4125	-33.7	-13

Band5 16QAM BW=10MHz Channel=20525 RB Size=50 Position=#0



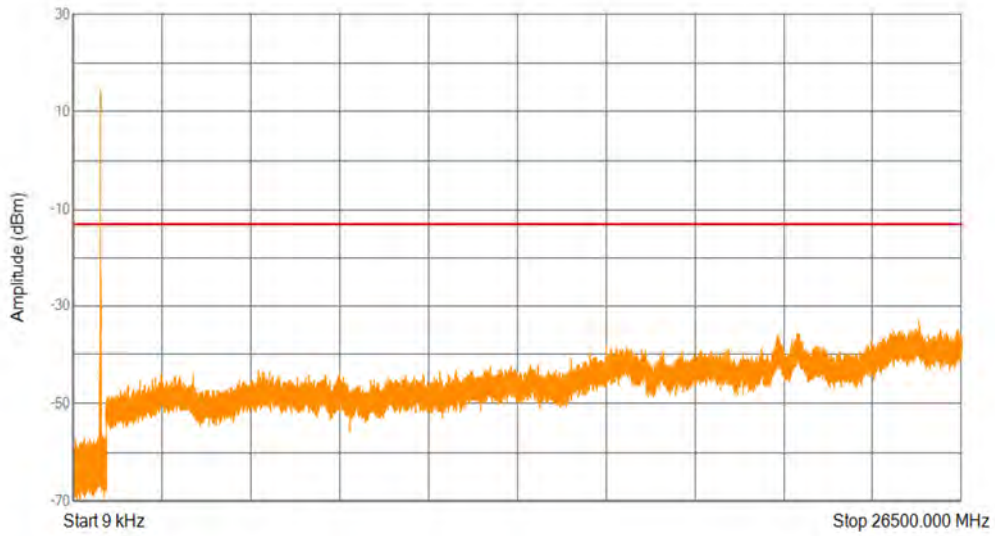
Range	Start (MHz)	Stop (MHz)	RBW (kHz)	Spur Freq (MHz)	Spur Level (dBm)	Limit (dBm)
1	0.009	0.15	1	0.009454725	-52.94	-13
2	0.15	30	10	0.15597	-53.74	-13
3	30	1000	100	986.05625	-56.73	-13
4	1000	26500	1000	25718.425	-34.05	-13

Band5 16QAM BW=10MHz Channel=20600 RB Size=50 Position=#0



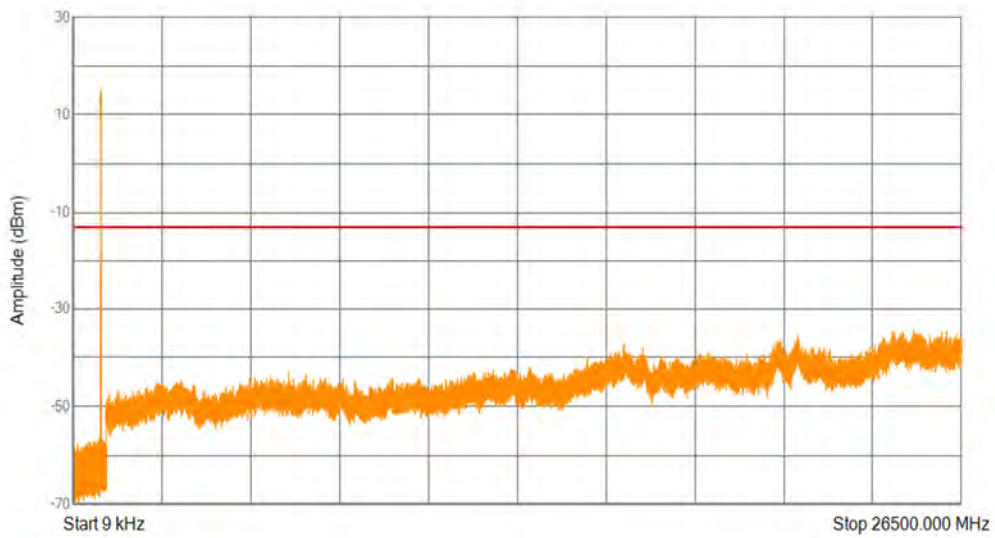
Range	Start (MHz)	Stop (MHz)	RBW (kHz)	Spur Freq (MHz)	Spur Level (dBm)	Limit (dBm)
1	0.009	0.15	1	0.009	-52.7	-13
2	0.15	30	10	0.1574625	-53.92	-13
3	30	1000	100	372.701	-55.56	-13
4	1000	26500	1000	25359.5125	-34.73	-13

Band5 16QAM BW=3MHz Channel=20415 RB Size=15 Position=#0



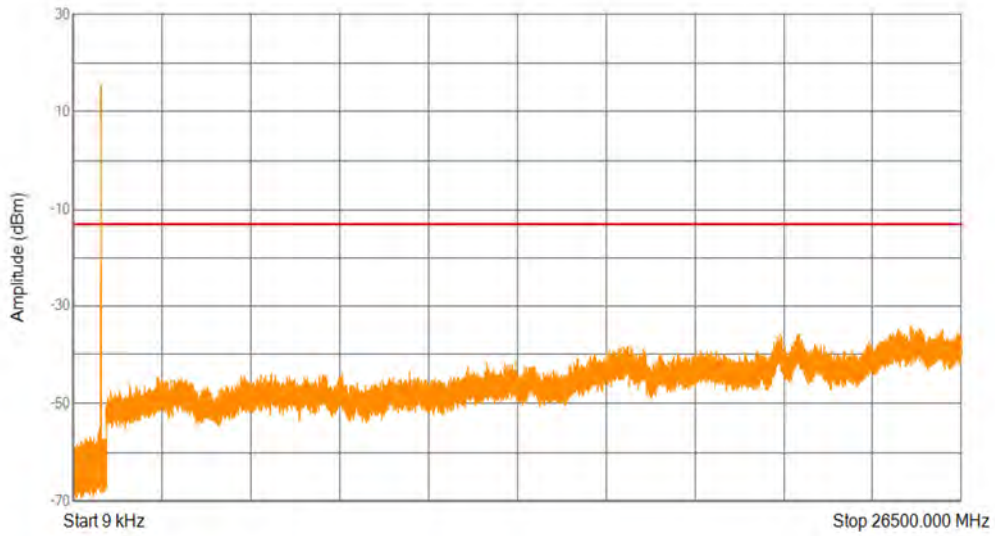
Range	Start (MHz)	Stop (MHz)	RBW (kHz)	Spur Freq (MHz)	Spur Level (dBm)	Limit (dBm)
1	0.009	0.15	1	0.01285635	-53.12	-13
2	0.15	30	10	0.170895	-54.17	-13
3	30	1000	100	900.01725	-56.63	-13
4	1000	26500	1000	25237.75	-32.97	-13

Band5 16QAM BW=3MHz Channel=20525 RB Size=15 Position=#0



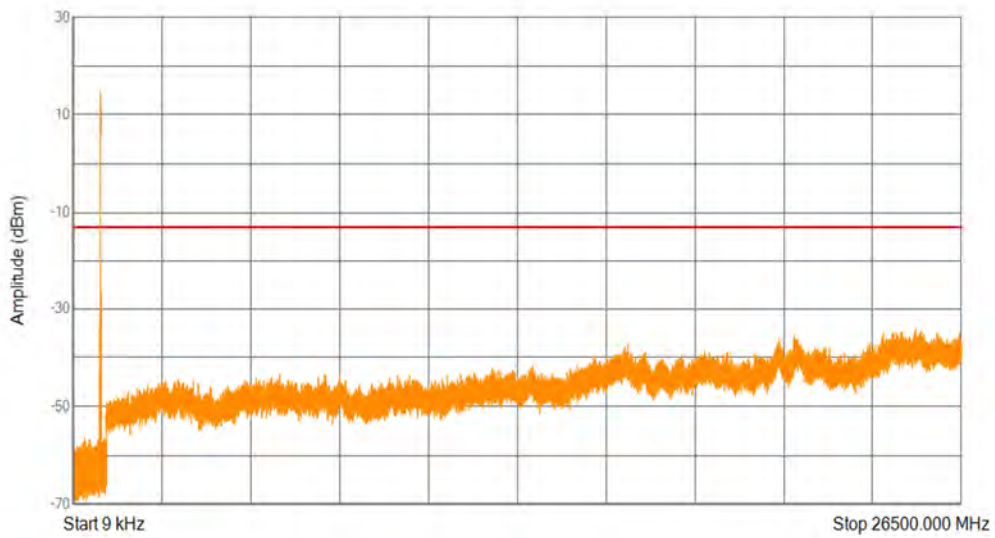
Range	Start (MHz)	Stop (MHz)	RBW (kHz)	Spur Freq (MHz)	Spur Level (dBm)	Limit (dBm)
1	0.009	0.15	1	0.0112983	-53.33	-13
2	0.15	30	10	0.16791	-55.19	-13
3	30	1000	100	808.4735	-56.2	-13
4	1000	26500	1000	25079.65	-34.33	-13

Band5 16QAM BW=3MHz Channel=20635 RB Size=15 Position=#0



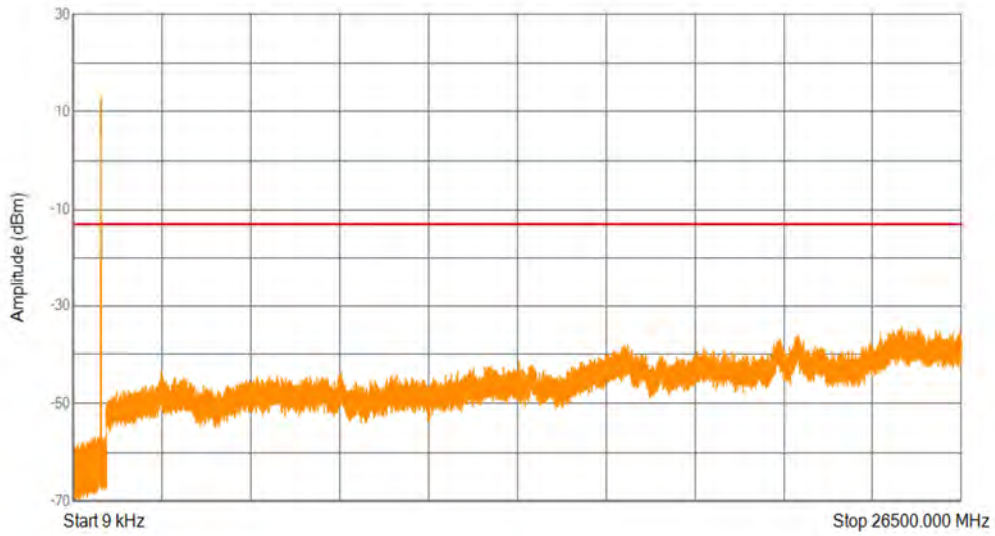
Range	Start (MHz)	Stop (MHz)	RBW (kHz)	Spur Freq (MHz)	Spur Level (dBm)	Limit (dBm)
1	0.009	0.15	1	0.009560475	-51.23	-13
2	0.15	30	10	0.15671625	-54.2	-13
3	30	1000	100	792.1775	-54.94	-13
4	1000	26500	1000	24983.3875	-34.21	-13

Band5 16QAM BW=5MHz Channel=20425 RB Size=25 Position=#0



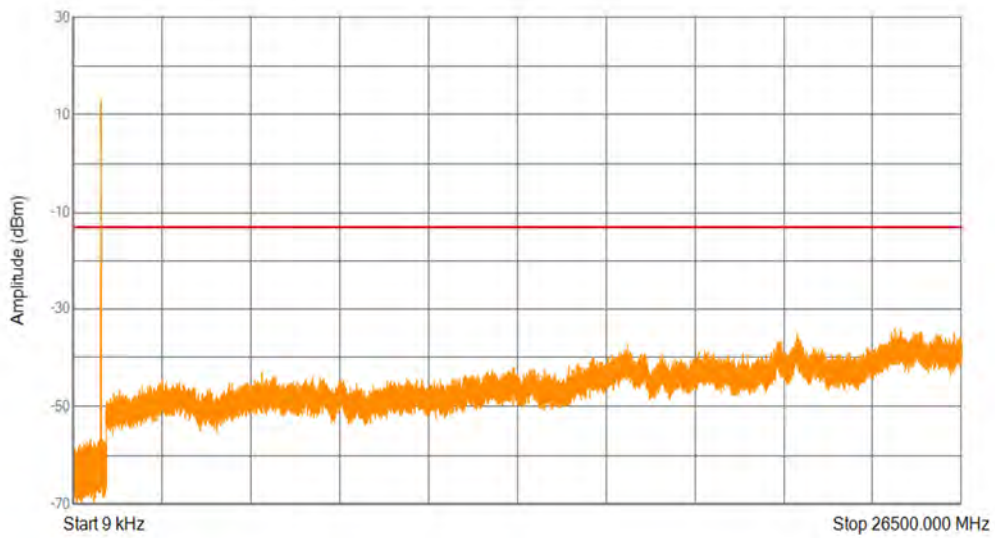
Range	Start (MHz)	Stop (MHz)	RBW (kHz)	Spur Freq (MHz)	Spur Level (dBm)	Limit (dBm)
1	0.009	0.15	1	0.01466115	-55.17	-13
2	0.15	30	10	0.15522375	-53.74	-13
3	30	1000	100	359.53325	-56.42	-13
4	1000	26500	1000	25131.2875	-34.04	-13

Band5 16QAM BW=5MHz Channel=20525 RB Size=25 Position=#0



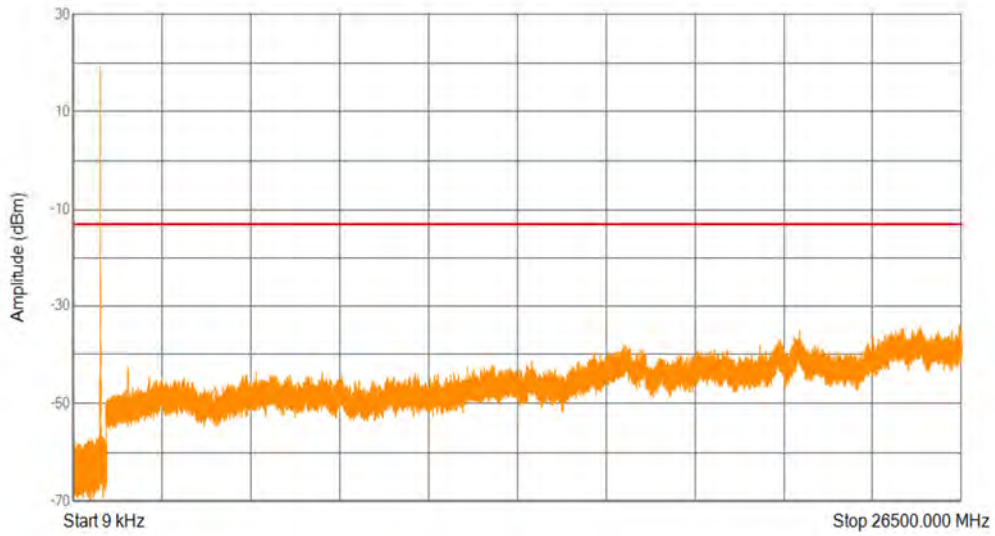
Range	Start (MHz)	Stop (MHz)	RBW (kHz)	Spur Freq (MHz)	Spur Level (dBm)	Limit (dBm)
1	0.009	0.15	1	0.0097473	-52.46	-13
2	0.15	30	10	0.1544775	-54.87	-13
3	30	1000	100	662.6825	-56.89	-13
4	1000	26500	1000	24731.575	-34.4	-13

Band5 16QAM BW=5MHz Channel=20625 RB Size=25 Position=#0



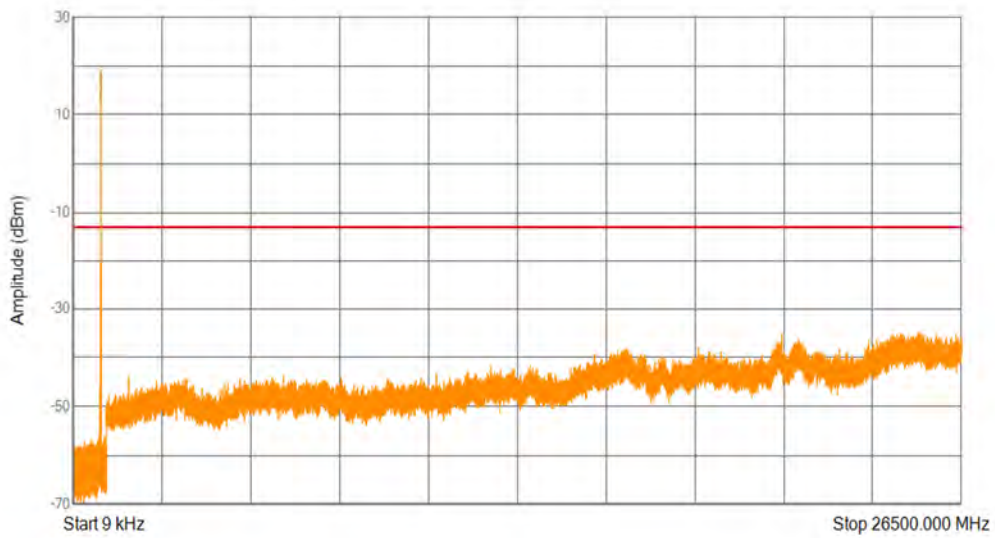
Range	Start (MHz)	Stop (MHz)	RBW (kHz)	Spur Freq (MHz)	Spur Level (dBm)	Limit (dBm)
1	0.009	0.15	1	0.009179775	-52.78	-13
2	0.15	30	10	0.15	-54.48	-13
3	30	1000	100	535.15175	-56.65	-13
4	1000	26500	1000	24512.275	-33.93	-13

Band5 QPSK BW=1.4MHz Channel=20407 RB Size=6 Position=#0



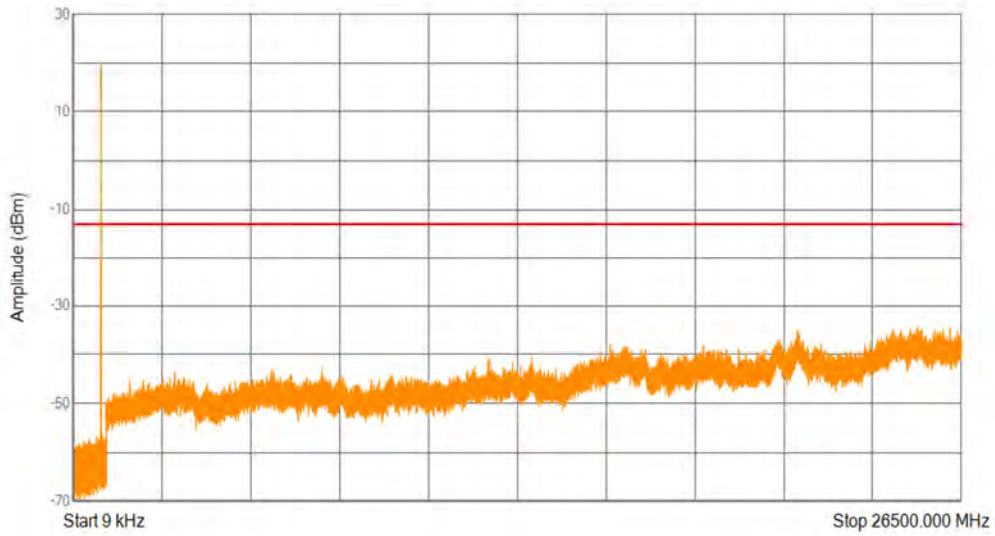
Range	Start (MHz)	Stop (MHz)	RBW (kHz)	Spur Freq (MHz)	Spur Level (dBm)	Limit (dBm)
1	0.009	0.15	1	0.009	-50.67	-13
2	0.15	30	10	0.17388	-52.82	-13
3	30	1000	100	816.5245	-56.24	-13
4	1000	26500	1000	25264.525	-34.03	-13

Band5 QPSK BW=1.4MHz Channel=20525 RB Size=6 Position=#0



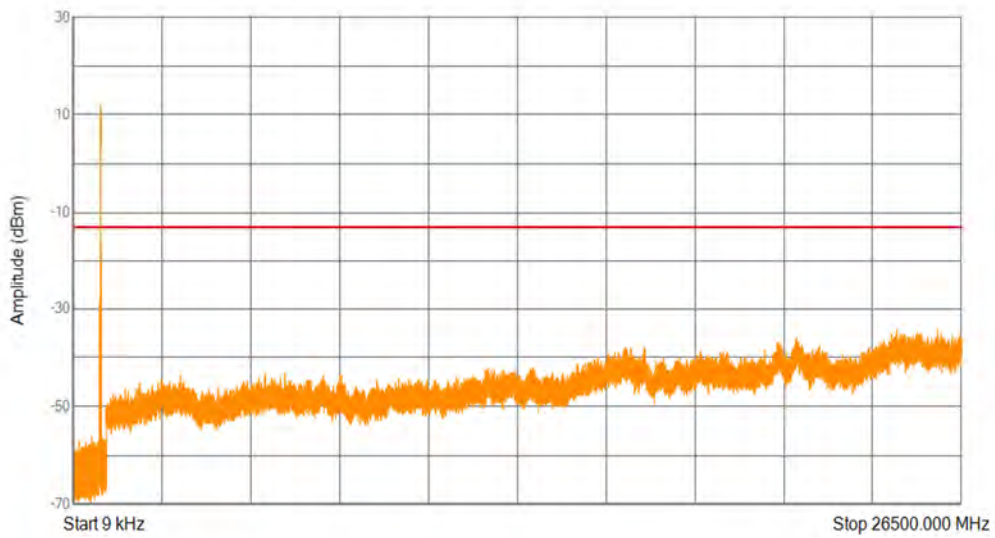
Range	Start (MHz)	Stop (MHz)	RBW (kHz)	Spur Freq (MHz)	Spur Level (dBm)	Limit (dBm)
1	0.009	0.15	1	0.01217955	-55.55	-13
2	0.15	30	10	0.15	-53.32	-13
3	30	1000	100	810.7045	-46.03	-13
4	1000	26500	1000	25228.1875	-34.89	-13

Band5 QPSK BW=1.4MHz Channel=20643 RB Size=6 Position=#0



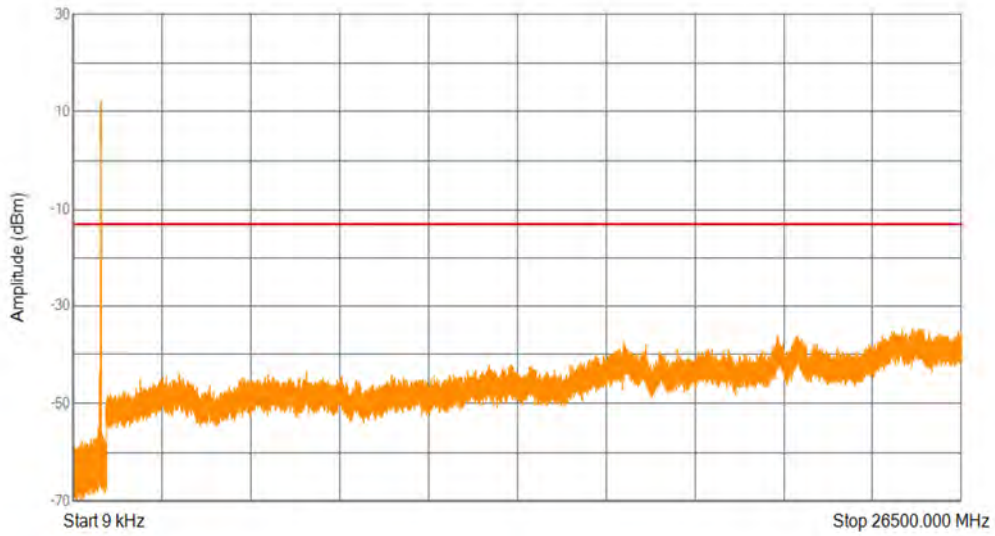
Range	Start (MHz)	Stop (MHz)	RBW (kHz)	Spur Freq (MHz)	Spur Level (dBm)	Limit (dBm)
1	0.009	0.15	1	0.01061445	-53.53	-13
2	0.15	30	10	0.15	-54.37	-13
3	30	1000	100	867.03725	-56.46	-13
4	1000	26500	1000	25196.95	-34.37	-13

Band5 QPSK BW=10MHz Channel=20450 RB Size=50 Position=#0



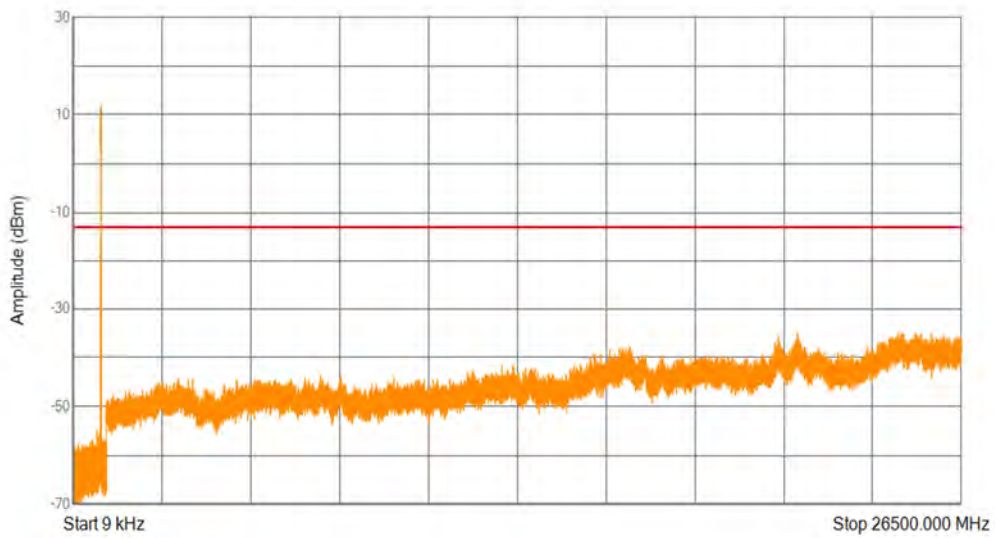
Range	Start (MHz)	Stop (MHz)	RBW (kHz)	Spur Freq (MHz)	Spur Level (dBm)	Limit (dBm)
1	0.009	0.15	1	0.010124475	-52.31	-13
2	0.15	30	10	0.15074625	-54.55	-13
3	30	1000	100	567.45275	-56.23	-13
4	1000	26500	1000	25788.55	-34.17	-13

Band5 QPSK BW=10MHz Channel=20525 RB Size=50 Position=#0



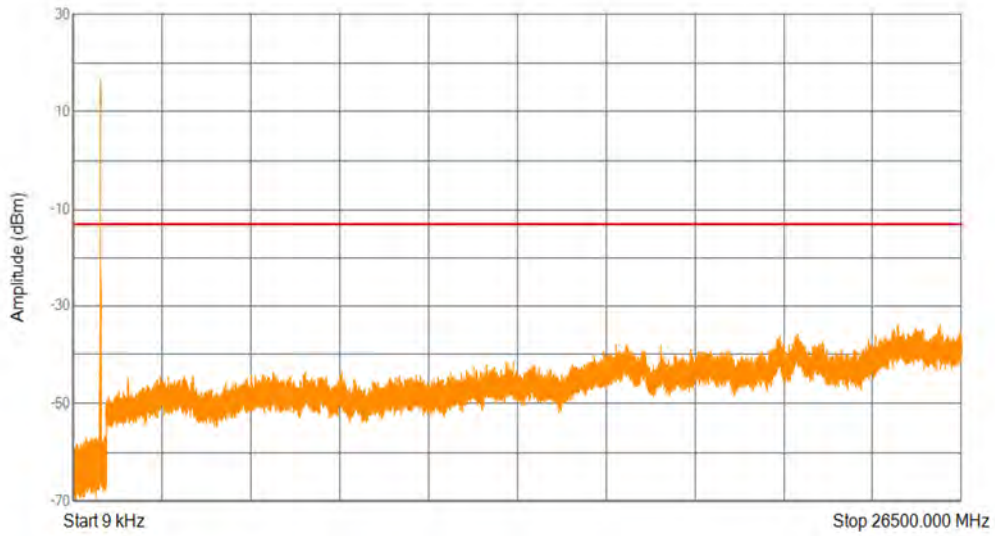
Range	Start (MHz)	Stop (MHz)	RBW (kHz)	Spur Freq (MHz)	Spur Level (dBm)	Limit (dBm)
1	0.009	0.15	1	0.009	-53.7	-13
2	0.15	30	10	0.1514925	-54.92	-13
3	30	1000	100	770.0615	-55.09	-13
4	1000	26500	1000	24736.0375	-34.5	-13

Band5 QPSK BW=10MHz Channel=20600 RB Size=50 Position=#0



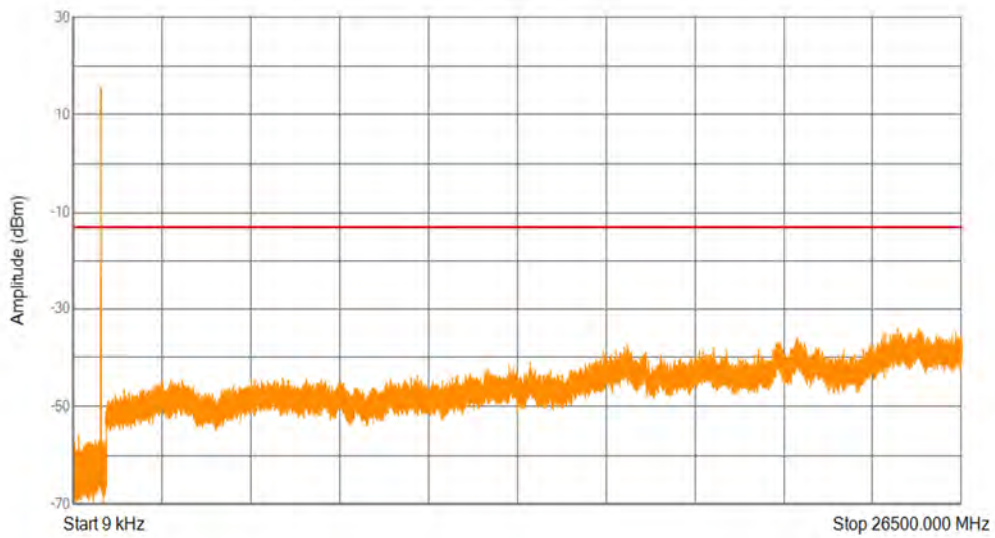
Range	Start (MHz)	Stop (MHz)	RBW (kHz)	Spur Freq (MHz)	Spur Level (dBm)	Limit (dBm)
1	0.009	0.15	1	0.009708525	-52.65	-13
2	0.15	30	10	0.15223875	-52.3	-13
3	30	1000	100	723.55	-54.8	-13
4	1000	26500	1000	24611.0875	-34.72	-13

Band5 QPSK BW=3MHz Channel=20415 RB Size=15 Position=#0



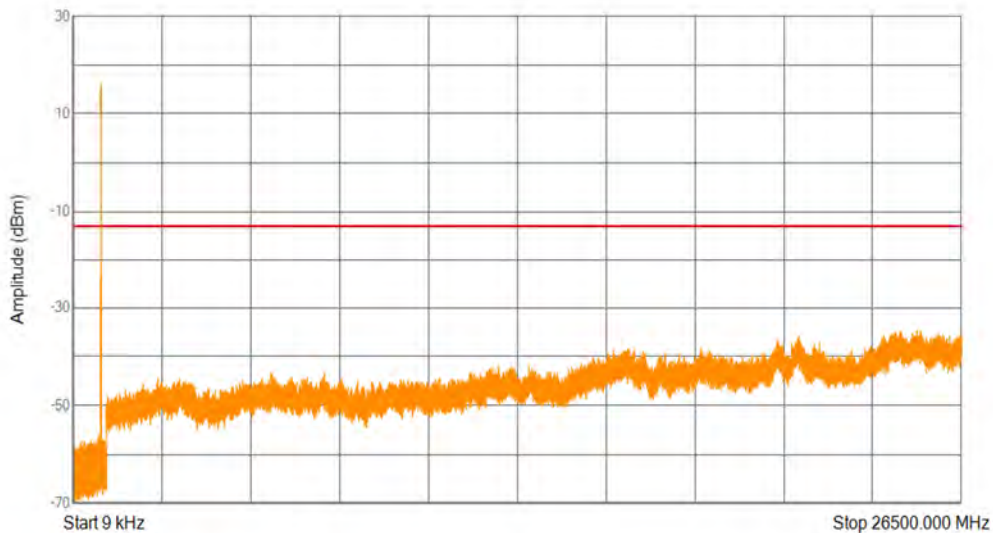
Range	Start (MHz)	Stop (MHz)	RBW (kHz)	Spur Freq (MHz)	Spur Level (dBm)	Limit (dBm)
1	0.009	0.15	1	0.009	-51	-13
2	0.15	30	10	0.16268625	-55.59	-13
3	30	1000	100	951.8395	-56.6	-13
4	1000	26500	1000	24608.5375	-33.65	-13

Band5 QPSK BW=3MHz Channel=20525 RB Size=15 Position=#0



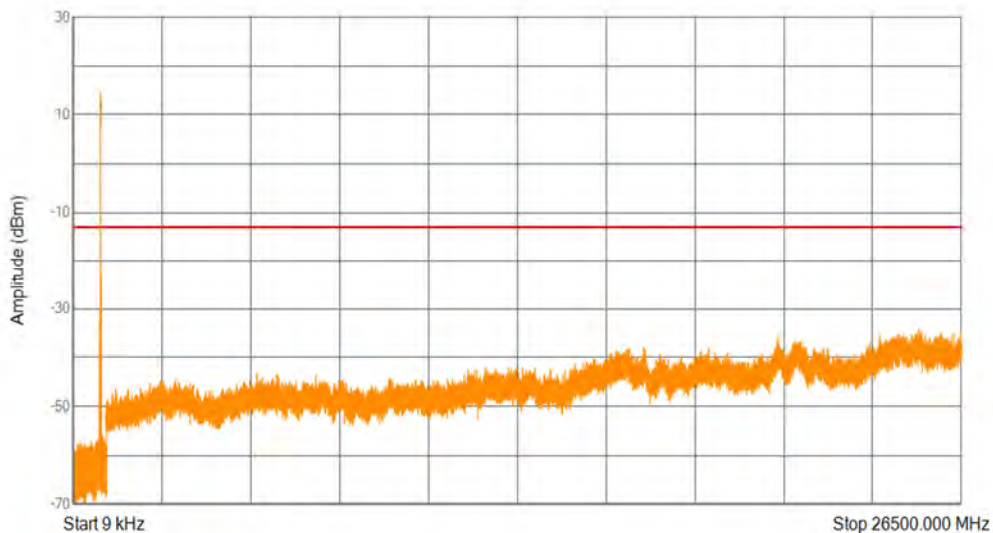
Range	Start (MHz)	Stop (MHz)	RBW (kHz)	Spur Freq (MHz)	Spur Level (dBm)	Limit (dBm)
1	0.009	0.15	1	0.01155915	-53.71	-13
2	0.15	30	10	0.1544775	-53.9	-13
3	30	1000	100	178.216	-55.75	-13
4	1000	26500	1000	24598.975	-34.03	-13

Band5 QPSK BW=3MHz Channel=20635 RB Size=15 Position=#0



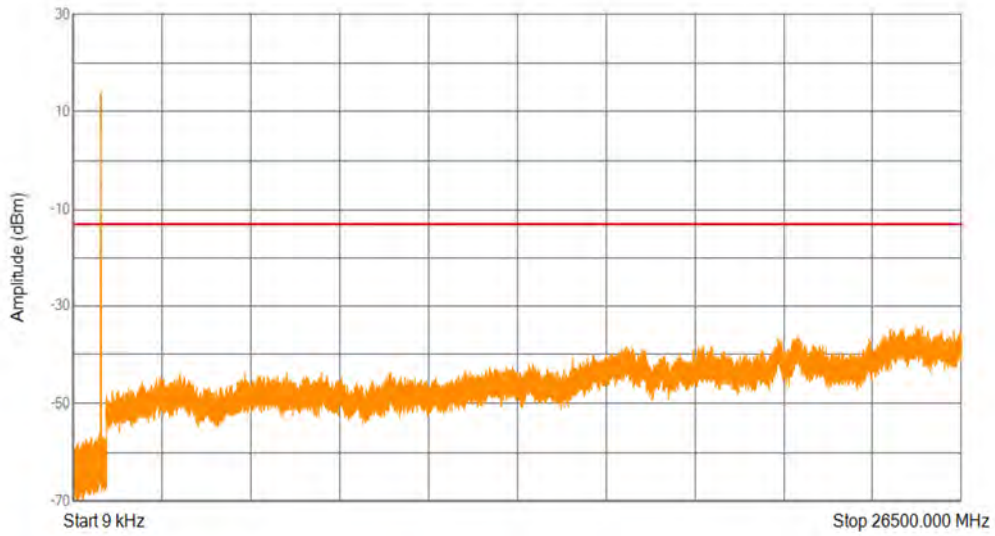
Range	Start (MHz)	Stop (MHz)	RBW (kHz)	Spur Freq (MHz)	Spur Level (dBm)	Limit (dBm)
1	0.009	0.15	1	0.0112701	-52.42	-13
2	0.15	30	10	0.15	-55.66	-13
3	30	1000	100	773.33525	-56.17	-13
4	1000	26500	1000	25179.7375	-34.53	-13

Band5 QPSK BW=5MHz Channel=20425 RB Size=25 Position=#0



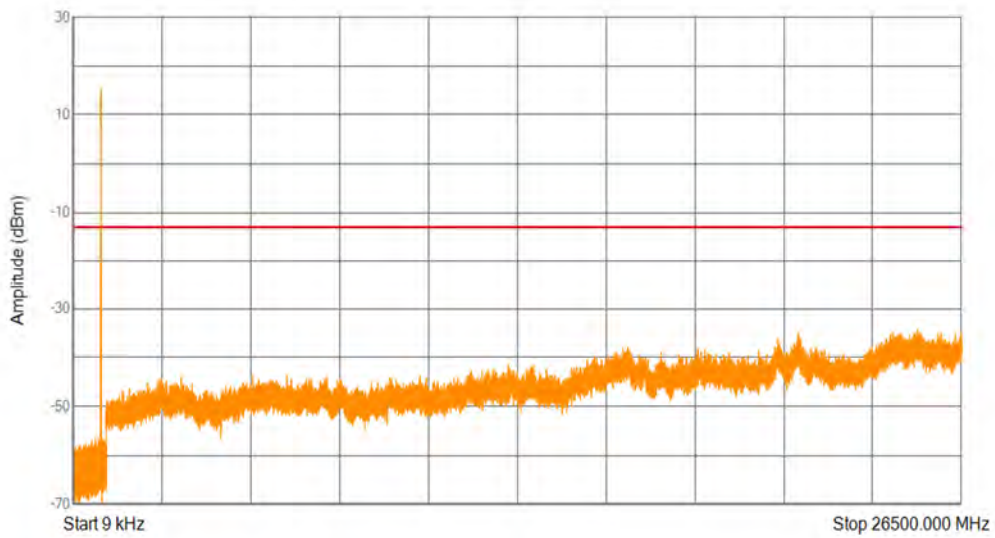
Range	Start (MHz)	Stop (MHz)	RBW (kHz)	Spur Freq (MHz)	Spur Level (dBm)	Limit (dBm)
1	0.009	0.15	1	0.00944415	-53.87	-13
2	0.15	30	10	0.1783575	-55.75	-13
3	30	1000	100	895.24	-55.88	-13
4	1000	26500	1000	25237.1125	-33.93	-13

Band5 QPSK BW=5MHz Channel=20525 RB Size=25 Position=#0



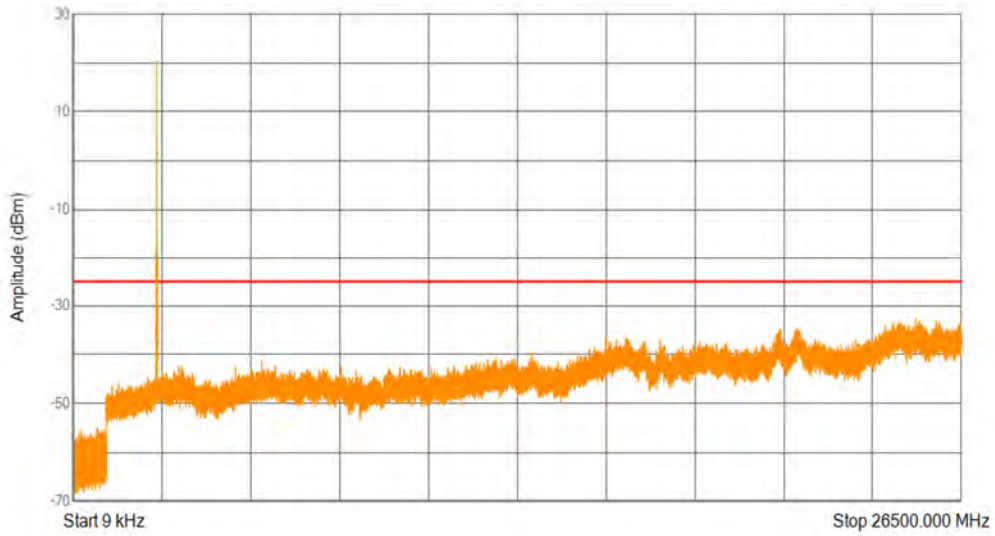
Range	Start (MHz)	Stop (MHz)	RBW (kHz)	Spur Freq (MHz)	Spur Level (dBm)	Limit (dBm)
1	0.009	0.15	1	0.01071315	-51.7	-13
2	0.15	30	10	0.152985	-56.07	-13
3	30	1000	100	786.5515	-56.35	-13
4	1000	26500	1000	25340.3875	-34.25	-13

Band5 QPSK BW=5MHz Channel=20625 RB Size=25 Position=#0



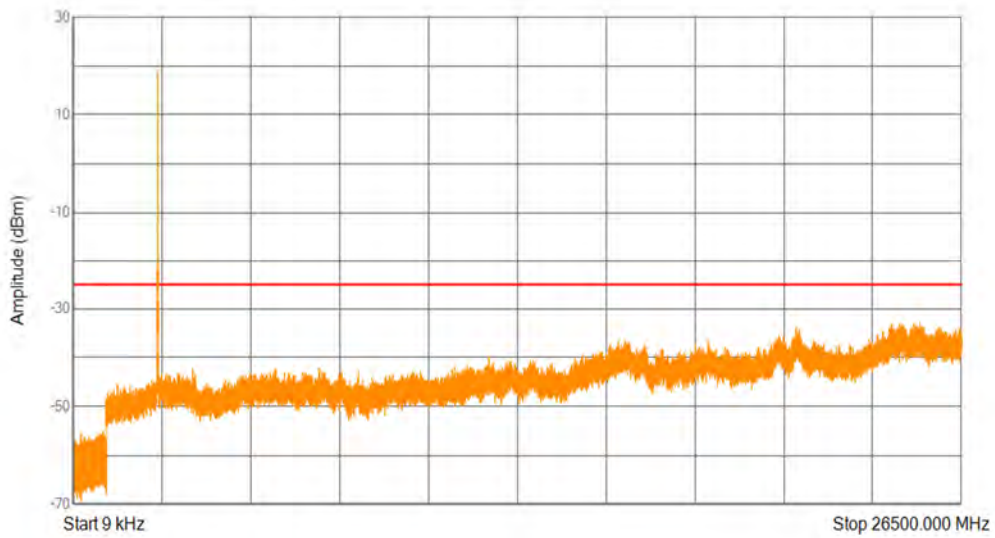
Range	Start (MHz)	Stop (MHz)	RBW (kHz)	Spur Freq (MHz)	Spur Level (dBm)	Limit (dBm)
1	0.009	0.15	1	0.00955695	-52.93	-13
2	0.15	30	10	0.16567125	-53.18	-13
3	30	1000	100	766.88475	-56.47	-13
4	1000	26500	1000	25195.0375	-34.29	-13

Band7 16QAM BW=10MHz Channel=20800 RB Size=50 Position=#0



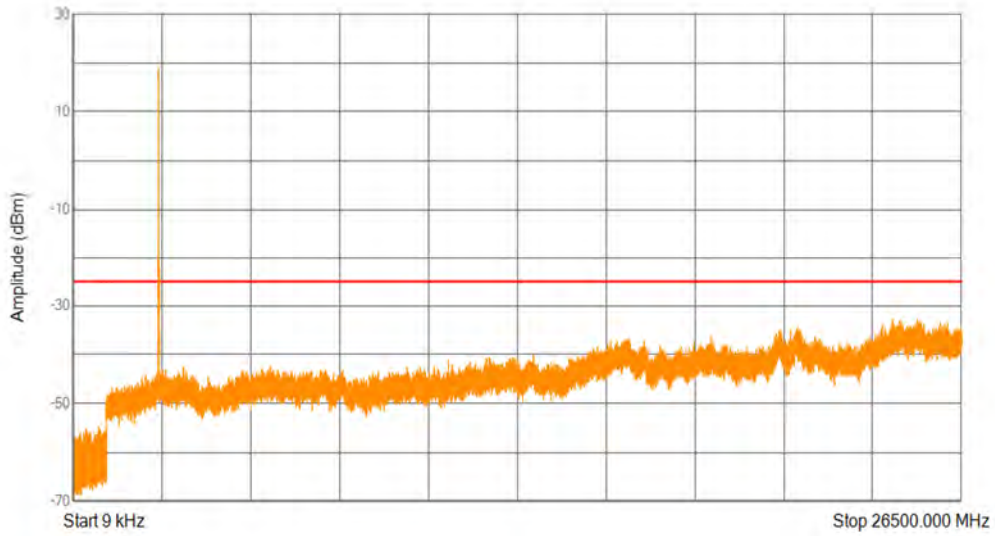
Range	Start (MHz)	Stop (MHz)	RBW (kHz)	Spur Freq (MHz)	Spur Level (dBm)	Limit (dBm)
1	0.009	0.15	1	0.01057215	-51.23	-25
2	0.15	30	10	0.16567125	-52.4	-25
3	30	1000	100	723.18625	-55	-25
4	1000	26500	1000	25135.1125	-32.61	-25

Band7 16QAM BW=10MHz Channel=21100 RB Size=50 Position=#0



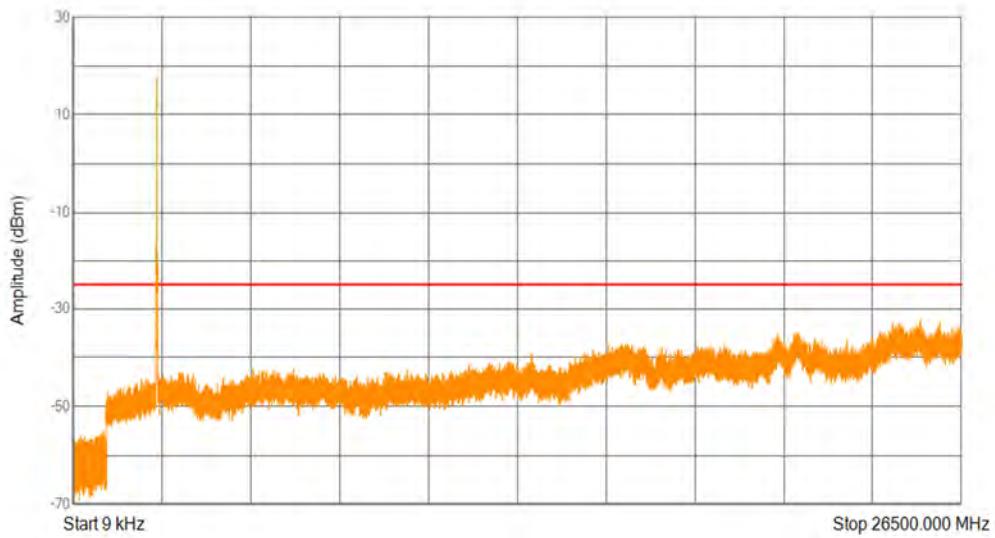
Range	Start (MHz)	Stop (MHz)	RBW (kHz)	Spur Freq (MHz)	Spur Level (dBm)	Limit (dBm)
1	0.009	0.15	1	0.009905925	-51.85	-25
2	0.15	30	10	0.1514925	-52.29	-25
3	30	1000	100	908.06825	-55.07	-25
4	1000	26500	1000	25270.9	-32.78	-25

Band7 16QAM BW=10MHz Channel=21400 RB Size=50 Position=#0



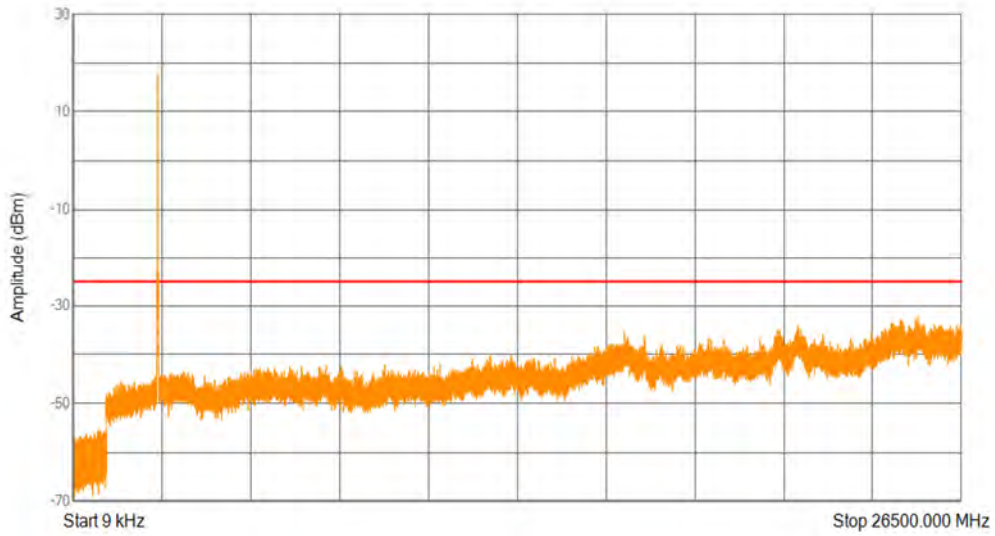
Range	Start (MHz)	Stop (MHz)	RBW (kHz)	Spur Freq (MHz)	Spur Level (dBm)	Limit (dBm)
1	0.009	0.15	1	0.012260625	-51.55	-25
2	0.15	30	10	0.15	-53.15	-25
3	30	1000	100	780.0525	-54.56	-25
4	1000	26500	1000	25179.7375	-32.76	-25

Band7 16QAM BW=15MHz Channel=20825 RB Size=75 Position=#0



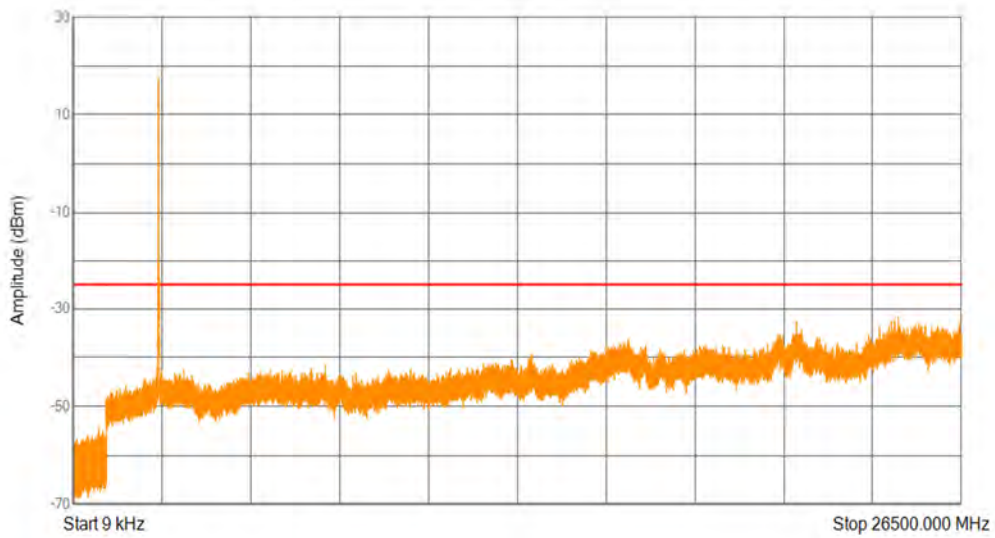
Range	Start (MHz)	Stop (MHz)	RBW (kHz)	Spur Freq (MHz)	Spur Level (dBm)	Limit (dBm)
1	0.009	0.15	1	0.00964155	-50.52	-25
2	0.15	30	10	0.15	-54.22	-25
3	30	1000	100	912.38475	-55.07	-25
4	1000	26500	1000	25280.4625	-32.29	-25

Band7 16QAM BW=15MHz Channel=21100 RB Size=75 Position=#0



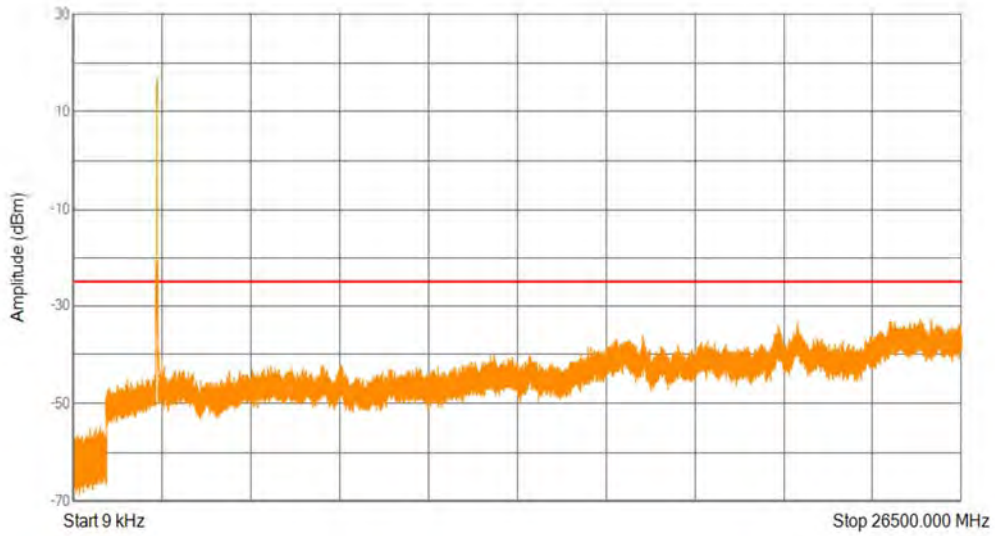
Range	Start (MHz)	Stop (MHz)	RBW (kHz)	Spur Freq (MHz)	Spur Level (dBm)	Limit (dBm)
1	0.009	0.15	1	0.0101703	-51.78	-25
2	0.15	30	10	0.1634325	-55.45	-25
3	30	1000	100	792.58975	-55.21	-25
4	1000	26500	1000	25198.225	-32.27	-25

Band7 16QAM BW=15MHz Channel=21375 RB Size=75 Position=#0



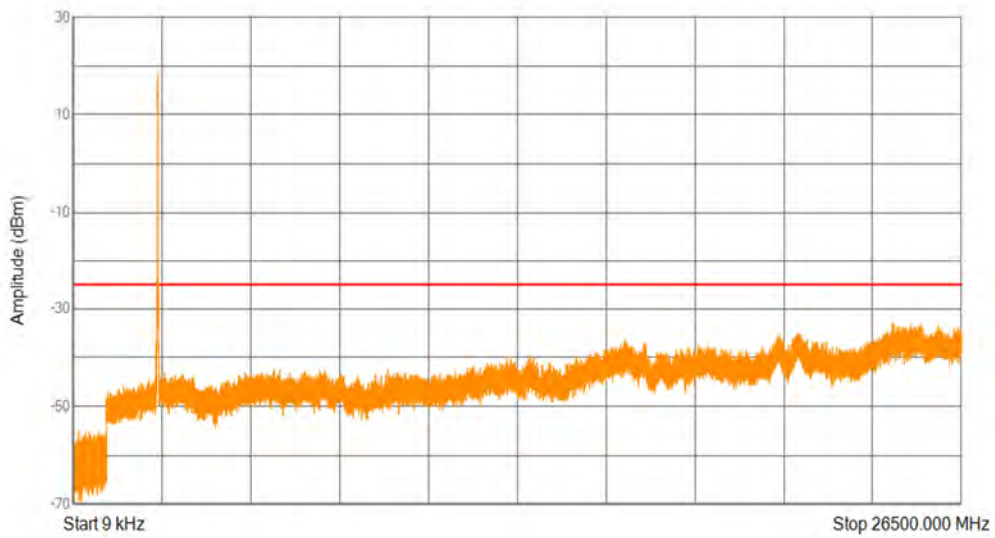
Range	Start (MHz)	Stop (MHz)	RBW (kHz)	Spur Freq (MHz)	Spur Level (dBm)	Limit (dBm)
1	0.009	0.15	1	0.013000875	-53.6	-25
2	0.15	30	10	0.16716375	-53.51	-25
3	30	1000	100	782.817	-54.31	-25
4	1000	26500	1000	24613.6375	-31.6	-25

Band7 16QAM BW=20MHz Channel=20850 RB Size=100 Position=#0



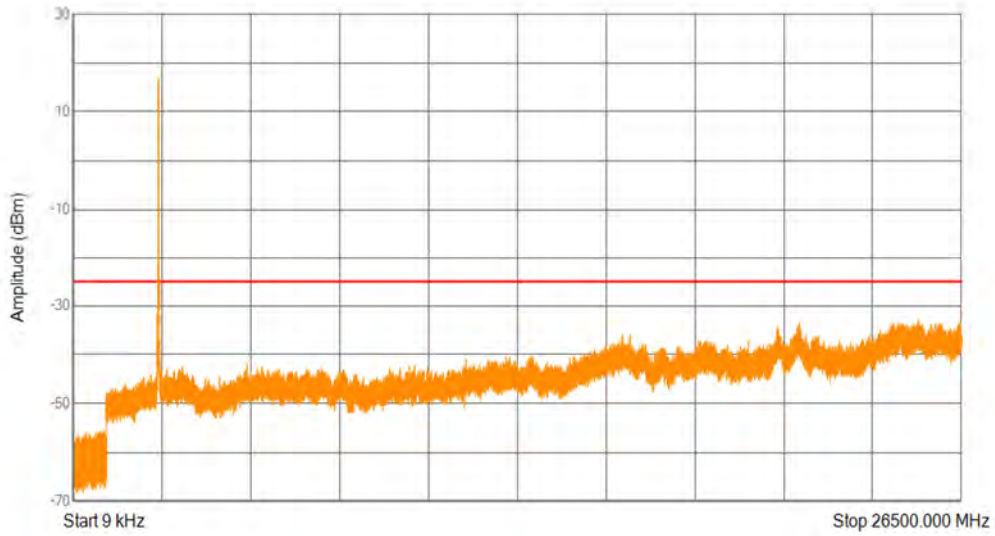
Range	Start (MHz)	Stop (MHz)	RBW (kHz)	Spur Freq (MHz)	Spur Level (dBm)	Limit (dBm)
1	0.009	0.15	1	0.009313725	-50.09	-25
2	0.15	30	10	0.15970125	-52.68	-25
3	30	1000	100	827.94625	-54.6	-25
4	1000	26500	1000	25590.2875	-32.79	-25

Band7 16QAM BW=20MHz Channel=21100 RB Size=100 Position=#0



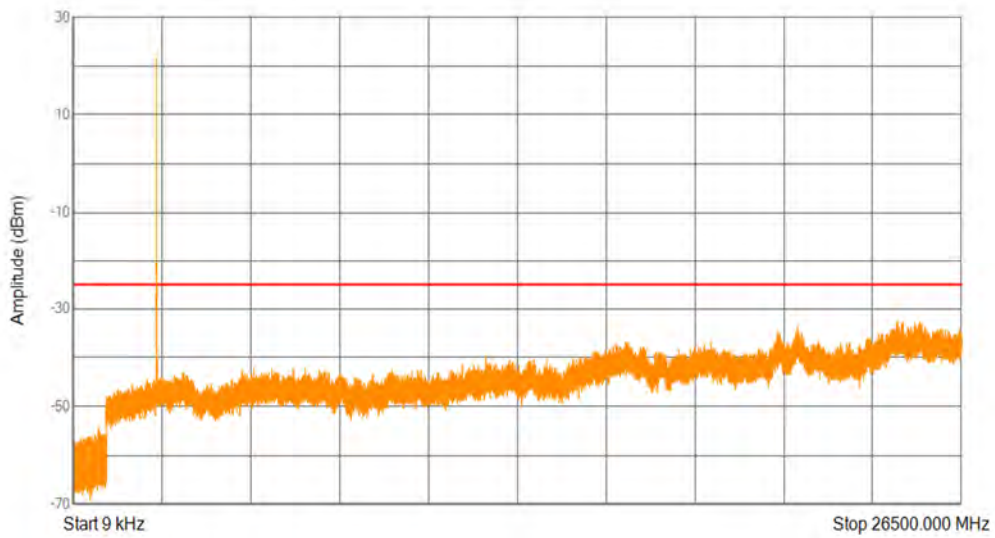
Range	Start (MHz)	Stop (MHz)	RBW (kHz)	Spur Freq (MHz)	Spur Level (dBm)	Limit (dBm)
1	0.009	0.15	1	0.010794225	-50.26	-25
2	0.15	30	10	0.15223875	-53.79	-25
3	30	1000	100	185.0545	-54.9	-25
4	1000	26500	1000	24478.4875	-32.85	-25

Band7 16QAM BW=20MHz Channel=21350 RB Size=100 Position=#0



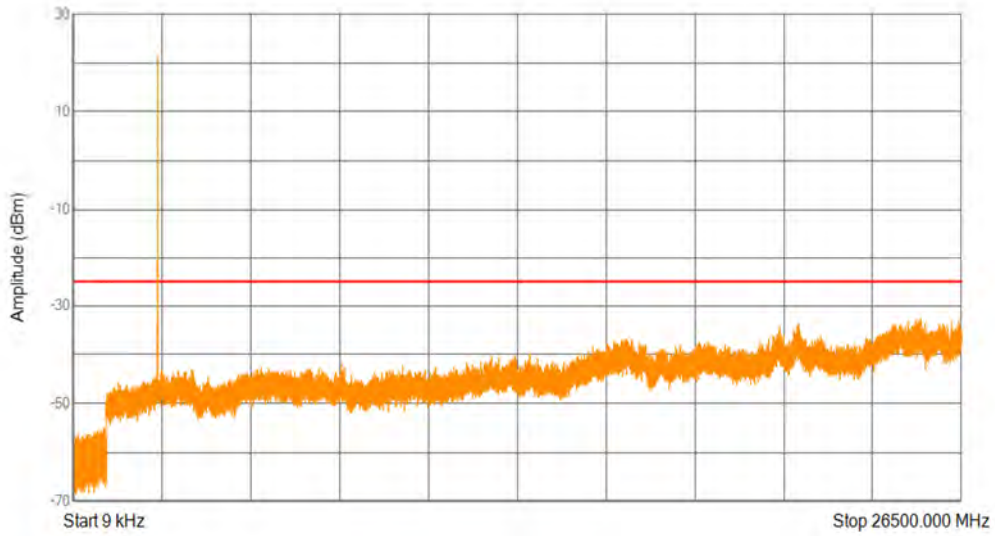
Range	Start (MHz)	Stop (MHz)	RBW (kHz)	Spur Freq (MHz)	Spur Level (dBm)	Limit (dBm)
1	0.009	0.15	1	0.009045825	-50.68	-25
2	0.15	30	10	0.16417875	-55.01	-25
3	30	1000	100	936.19825	-55.58	-25
4	1000	26500	1000	25221.175	-32.87	-25

Band7 16QAM BW=5MHz Channel=20775 RB Size=25 Position=#0



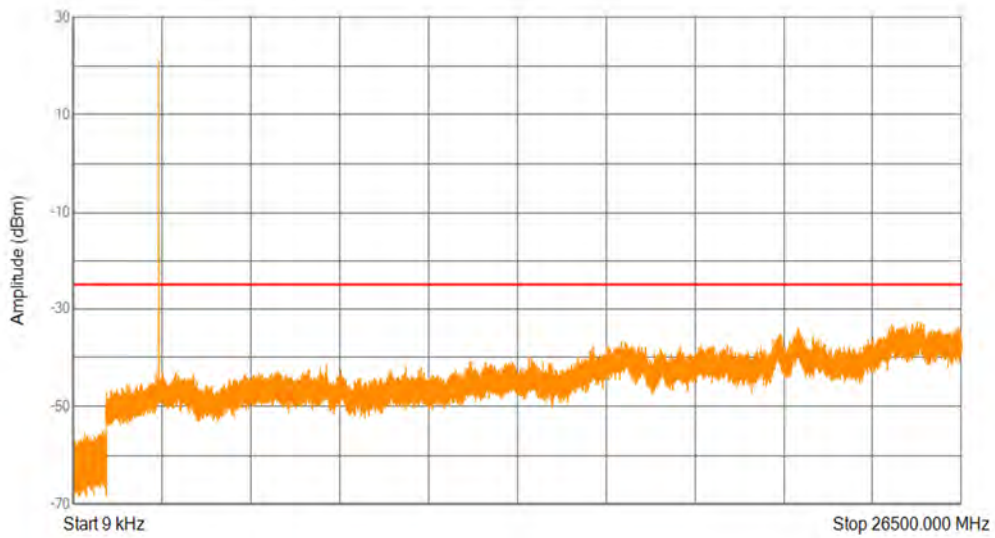
Range	Start (MHz)	Stop (MHz)	RBW (kHz)	Spur Freq (MHz)	Spur Level (dBm)	Limit (dBm)
1	0.009	0.15	1	0.009	-52.5	-25
2	0.15	30	10	0.158955	-50.62	-25
3	30	1000	100	770.5465	-54.24	-25
4	1000	26500	1000	24596.425	-32.51	-25

Band7 16QAM BW=5MHz Channel=21100 RB Size=25 Position=#0



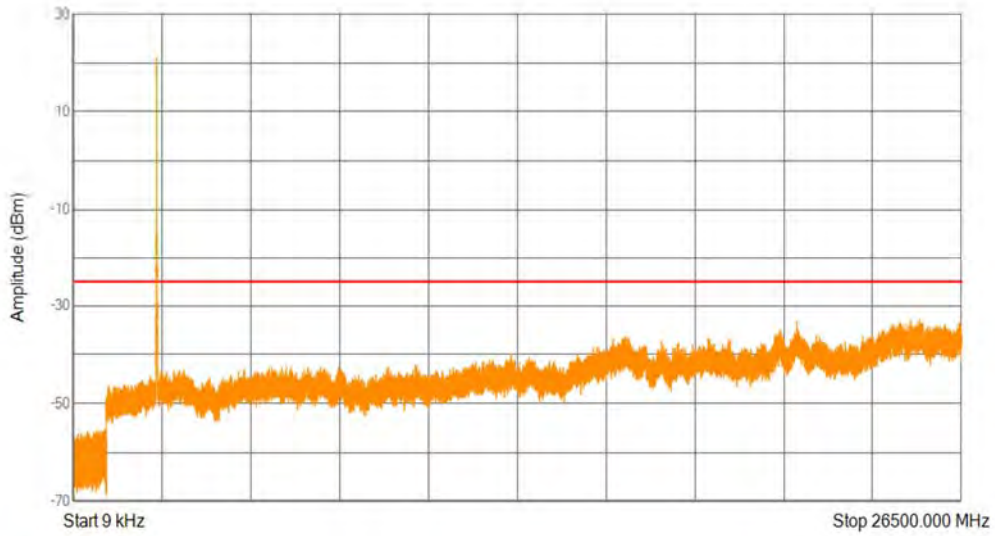
Range	Start (MHz)	Stop (MHz)	RBW (kHz)	Spur Freq (MHz)	Spur Level (dBm)	Limit (dBm)
1	0.009	0.15	1	0.0091974	-51.88	-25
2	0.15	30	10	0.15	-54.5	-25
3	30	1000	100	924.8735	-54.95	-25
4	1000	26500	1000	25293.85	-32.57	-25

Band7 16QAM BW=5MHz Channel=21425 RB Size=25 Position=#0



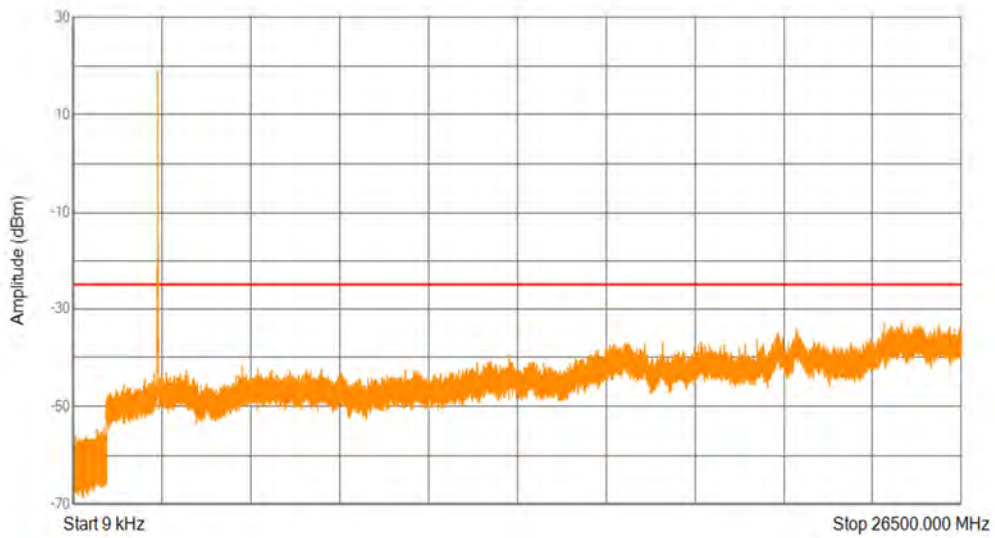
Range	Start (MHz)	Stop (MHz)	RBW (kHz)	Spur Freq (MHz)	Spur Level (dBm)	Limit (dBm)
1	0.009	0.15	1	0.009616875	-53.47	-25
2	0.15	30	10	0.15820875	-53.89	-25
3	30	1000	100	913.54875	-54.9	-25
4	1000	26500	1000	25182.2875	-32.63	-25

Band7 QPSK BW=10MHz Channel=20800 RB Size=50 Position=#0



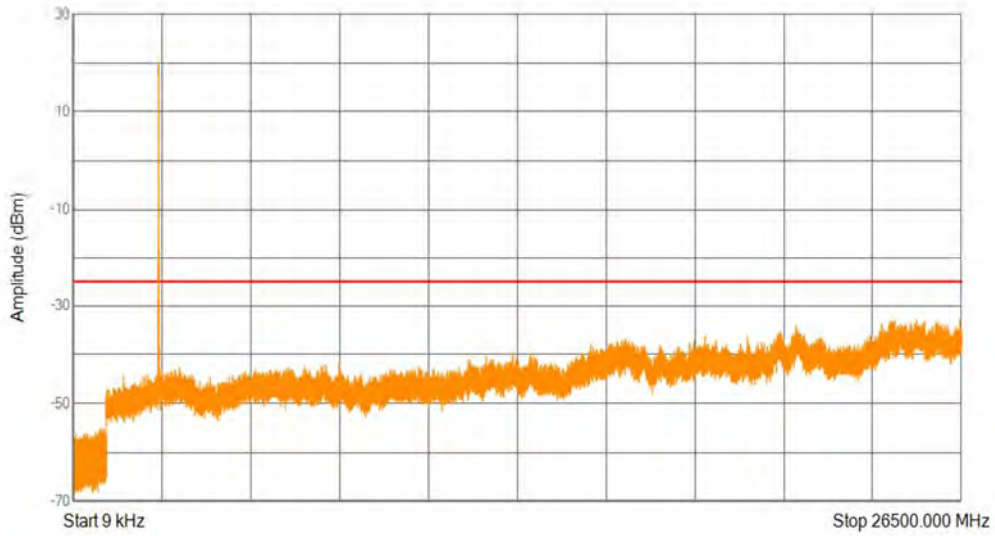
Range	Start (MHz)	Stop (MHz)	RBW (kHz)	Spur Freq (MHz)	Spur Level (dBm)	Limit (dBm)
1	0.009	0.15	1	0.01085415	-52.39	-25
2	0.15	30	10	0.1514925	-52.29	-25
3	30	1000	100	976.7685	-55.23	-25
4	1000	26500	1000	25251.775	-32.85	-25

Band7 QPSK BW=10MHz Channel=21100 RB Size=50 Position=#0



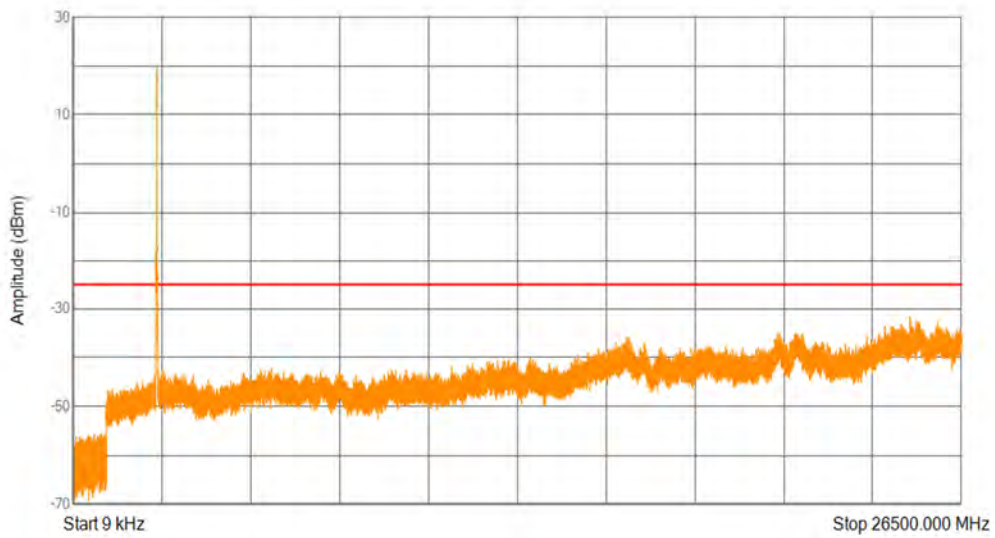
Range	Start (MHz)	Stop (MHz)	RBW (kHz)	Spur Freq (MHz)	Spur Level (dBm)	Limit (dBm)
1	0.009	0.15	1	0.00962745	-50.82	-25
2	0.15	30	10	0.16791	-53.52	-25
3	30	1000	100	946.2135	-54.19	-25
4	1000	26500	1000	24729.025	-32.64	-25

Band7 QPSK BW=10MHz Channel=21400 RB Size=50 Position=#0



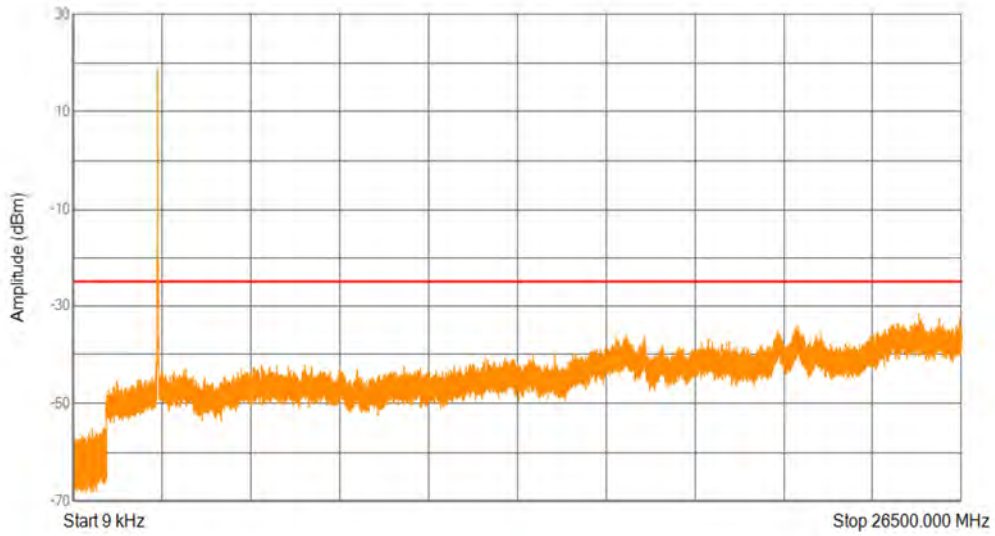
Range	Start (MHz)	Stop (MHz)	RBW (kHz)	Spur Freq (MHz)	Spur Level (dBm)	Limit (dBm)
1	0.009	0.15	1	0.010667325	-51.57	-25
2	0.15	30	10	0.15074625	-53.53	-25
3	30	1000	100	832.869	-55.1	-25
4	1000	26500	1000	24514.1875	-32.86	-25

Band7 QPSK BW=15MHz Channel=20825 RB Size=75 Position=#0



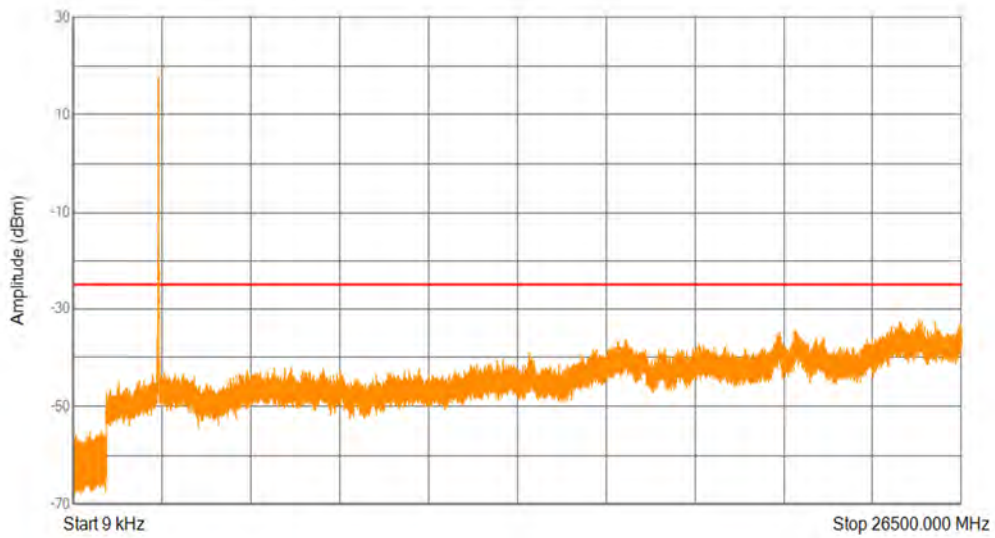
Range	Start (MHz)	Stop (MHz)	RBW (kHz)	Spur Freq (MHz)	Spur Level (dBm)	Limit (dBm)
1	0.009	0.15	1	0.009616875	-51.25	-25
2	0.15	30	10	0.1664175	-54.92	-25
3	30	1000	100	841.13825	-55.48	-25
4	1000	26500	1000	24968.0875	-31.48	-25

Band7 QPSK BW=15MHz Channel=21100 RB Size=75 Position=#0



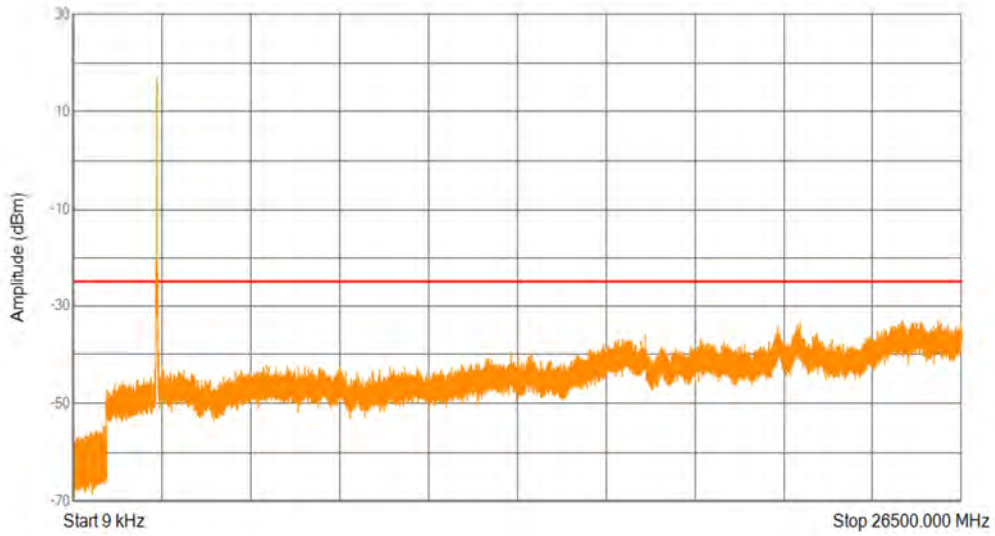
Range	Start (MHz)	Stop (MHz)	RBW (kHz)	Spur Freq (MHz)	Spur Level (dBm)	Limit (dBm)
1	0.009	0.15	1	0.009736725	-51.25	-25
2	0.15	30	10	0.15	-51.64	-25
3	30	1000	100	969.154	-54.92	-25
4	1000	26500	1000	25235.2	-31.48	-25

Band7 QPSK BW=15MHz Channel=21375 RB Size=75 Position=#0



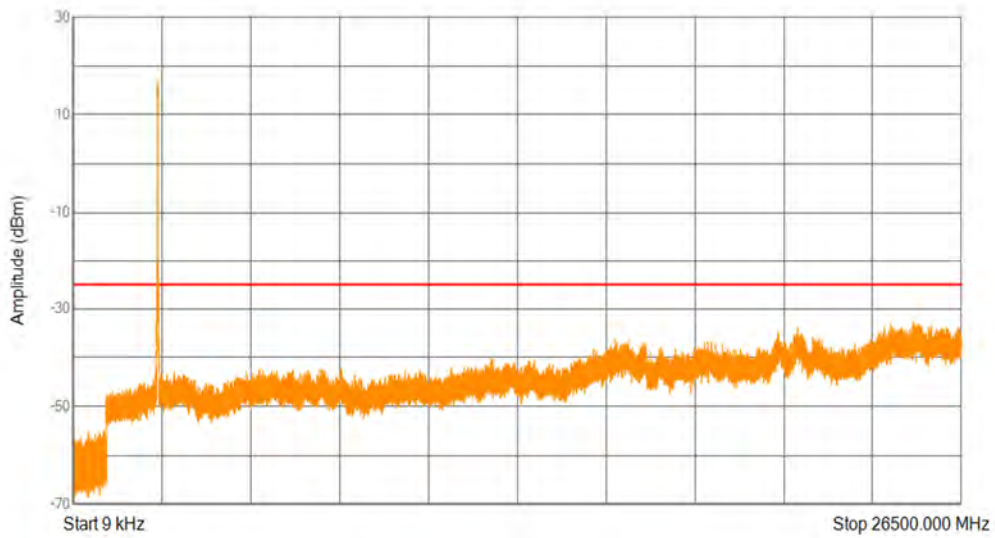
Range	Start (MHz)	Stop (MHz)	RBW (kHz)	Spur Freq (MHz)	Spur Level (dBm)	Limit (dBm)
1	0.009	0.15	1	0.00900705	-52.69	-25
2	0.15	30	10	0.15	-53.42	-25
3	30	1000	100	517.88575	-55.07	-25
4	1000	26500	1000	25247.3125	-32.24	-25

Band7 QPSK BW=20MHz Channel=20850 RB Size=100 Position=#0



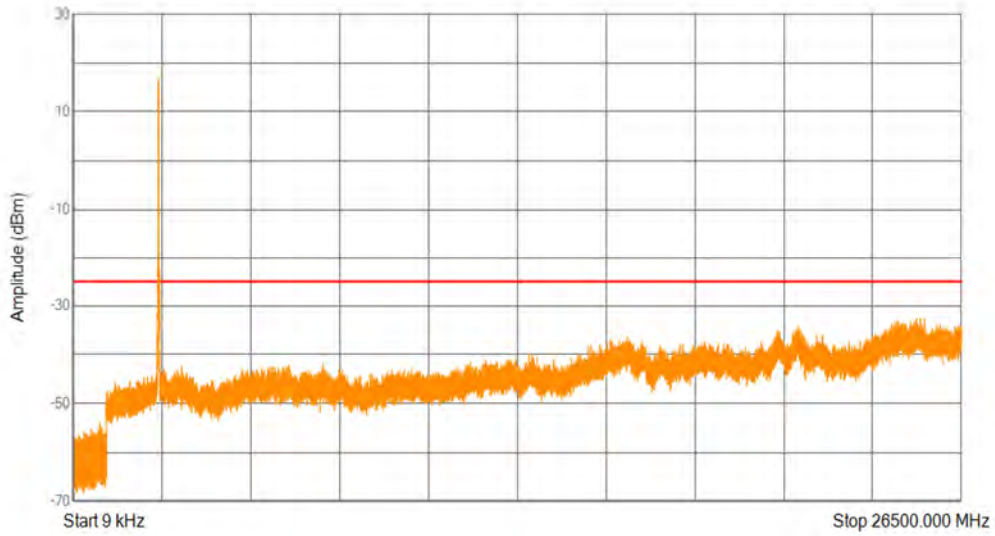
Range	Start (MHz)	Stop (MHz)	RBW (kHz)	Spur Freq (MHz)	Spur Level (dBm)	Limit (dBm)
1	0.009	0.15	1	0.009095175	-52.4	-25
2	0.15	30	10	0.1574625	-55.14	-25
3	30	1000	100	920.557	-54.48	-25
4	1000	26500	1000	25803.2125	-32.94	-25

Band7 QPSK BW=20MHz Channel=21100 RB Size=100 Position=#0



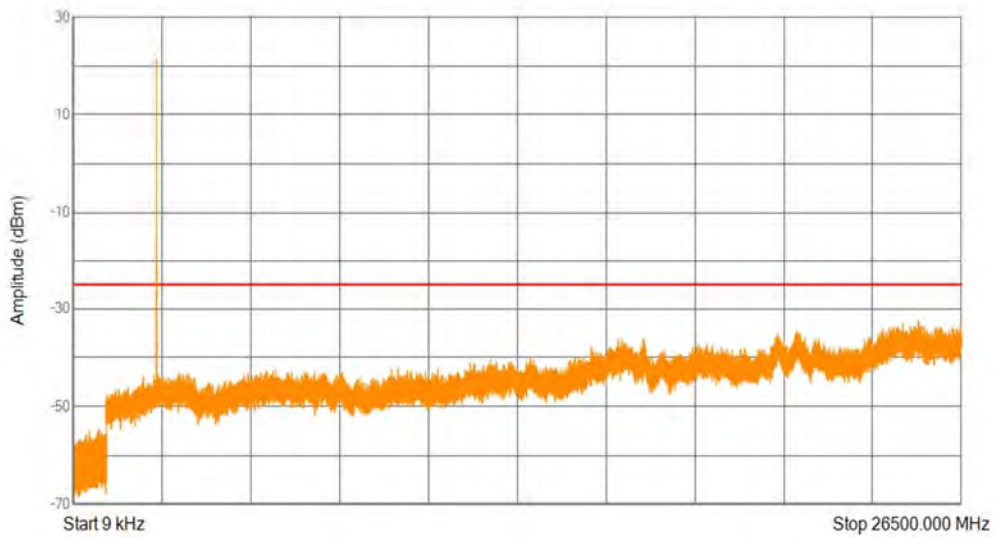
Range	Start (MHz)	Stop (MHz)	RBW (kHz)	Spur Freq (MHz)	Spur Level (dBm)	Limit (dBm)
1	0.009	0.15	1	0.011679	-51.12	-25
2	0.15	30	10	0.1634325	-54.55	-25
3	30	1000	100	926.377	-54.95	-25
4	1000	26500	1000	25089.2125	-32.7	-25

Band7 QPSK BW=20MHz Channel=21350 RB Size=100 Position=#0



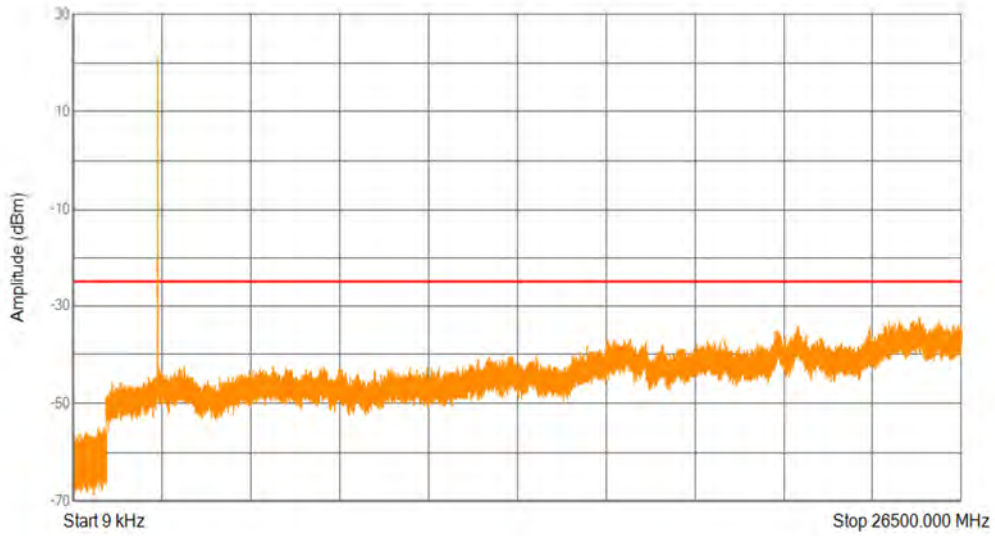
Range	Start (MHz)	Stop (MHz)	RBW (kHz)	Spur Freq (MHz)	Spur Level (dBm)	Limit (dBm)
1	0.009	0.15	1	0.011132625	-51.52	-25
2	0.15	30	10	0.15	-54.22	-25
3	30	1000	100	821.15625	-53.88	-25
4	1000	26500	1000	25272.175	-32.46	-25

Band7 QPSK BW=5MHz Channel=20775 RB Size=25 Position=#0



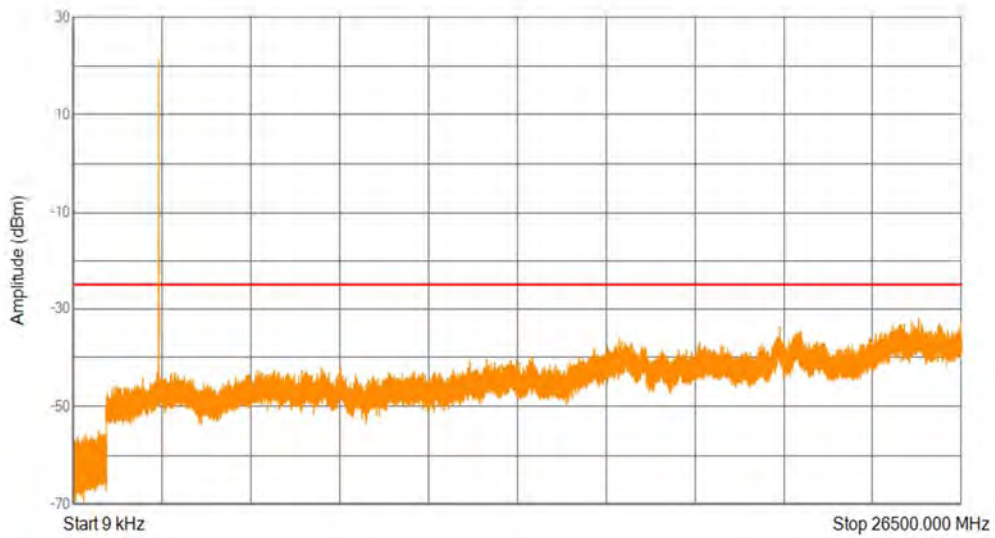
Range	Start (MHz)	Stop (MHz)	RBW (kHz)	Spur Freq (MHz)	Spur Level (dBm)	Limit (dBm)
1	0.009	0.15	1	0.011745975	-49.68	-25
2	0.15	30	10	0.15	-53.37	-25
3	30	1000	100	780.6345	-54.63	-25
4	1000	26500	1000	25217.9875	-32.42	-25

Band7 QPSK BW=5MHz Channel=21100 RB Size=25 Position=#0



Range	Start (MHz)	Stop (MHz)	RBW (kHz)	Spur Freq (MHz)	Spur Level (dBm)	Limit (dBm)
1	0.009	0.15	1	0.016173375	-52.06	-25
2	0.15	30	10	0.15	-53.26	-25
3	30	1000	100	931.83325	-55.01	-25
4	1000	26500	1000	25235.2	-32.23	-25

Band7 QPSK BW=5MHz Channel=21425 RB Size=25 Position=#0

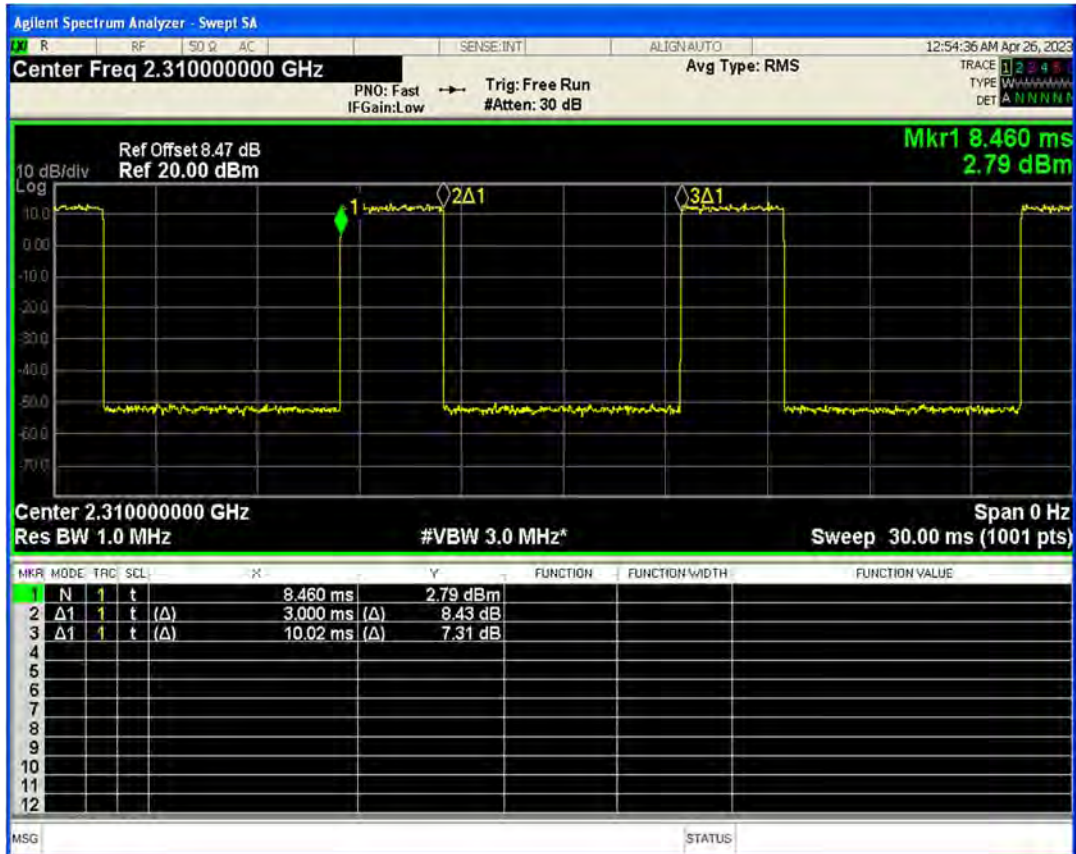


Range	Start (MHz)	Stop (MHz)	RBW (kHz)	Spur Freq (MHz)	Spur Level (dBm)	Limit (dBm)
1	0.009	0.15	1	0.0095076	-51.74	-25
2	0.15	30	10	0.152985	-55.1	-25
3	30	1000	100	769.01875	-55	-25
4	1000	26500	1000	25230.1	-31.88	-25

07 LTE Duty Cycle

Band	Bandwidth (MHz)	UL Channel	Ton (ms)	Tn (ms)	Duty Cycle (%)	high Limit (%)	Verdict
Band40(2305-2315)	10	38750	3.000	10.020	29.94	38	PASS
Band40(2350-2360)	10	39200	3.010	9.990	30.13	38	PASS

Band40(2305-2315) QPSK BW=10MHz Channel=38750 RB Size=50 Position=#0



Band40(2350-2360) QPSK BW=10MHz Channel=39200 RB Size=50 Position=#0

