



RADIO TEST REPORT

Report No.: STS2207331W09

Issued for

Shenzhen Timekettle Technologies Co.,Ltd
 Room 612, Building 4, Minqi Science Park, No. 65 Lishan Road, Pingshan Community, Taoyuan Street, Nanshan District, Shenzhen, Guangdong, China.

Product Name:	Portable Translator
Brand Name:	Timekettle, fluentalk
Model Name:	T1
Series Model:	N/A
FCC ID:	2AQ2G-T1
Test Standard:	47 CFR Part 2, 22, 24(E), 27, 90

Any reproduction of this document must be done in full. No single part of this document may be reproduced without permission from STS, all test data presented in this report is only applicable to presented test sample.





TEST RESULT CERTIFICATION

Applicant's Name: Shenzhen Timekettle Technologies Co.,Ltd
Address: Room 612, Building 4, Minqi Science Park, No. 65 Lishan Road, Pingshan Community, Taoyuan Street, Nanshan District, Shenzhen, Guangdong, China.
Manufacturer's Name: Shenzhen Timekettle Technologies Co.,Ltd
Address: Room 612, Building 4, Minqi Science Park, No. 65 Lishan Road, Pingshan Community, Taoyuan Street, Nanshan District, Shenzhen, Guangdong, China.

Product Description

Product Name: Portable Translator
Brand Name: Timekettle, fluentalk
Model Name: T1
Series Model: N/A

Test Standards: 47 CFR Part 2, 22, 24(E), 27, 90
Test Procedure: KDB 971168 D01 v03r01, ANSI C63.26 2015

This device described above has been tested by STS, the test results show that the equipment under test (EUT) is in compliance with the FCC requirements. And it is applicable only to the tested sample identified in the report.

This report shall not be reproduced except in full, without the written approval of STS, this document may be altered or revised by STS, personal only, and shall be noted in the revision of the document.

Date of Test:
Date of receipt of test item: 29 July 2022
Date (s) of performance of tests: 29 July 2022 ~19 Oct. 2022
Date of Issue: 19 Oct. 2022
Test Result: Pass

Testing Engineer: Chris Chen
(Chris Chen)

Technical Manager: Sean she
(Sean she)

Authorized Signatory: Bovey Yang
(Bovey Yang)





Table of Contents	Page
1. TEST FACTORY & MEASUREMENT UNCERTAINTY	5
2. GENERAL INFORMATION	6
3. CONDUCTED OUTPUT POWER&RADIATED POWER AND EFFECTIVE ISOTROPIC RADIATED POWER	17
4. PEAK-TO-AVERAGE RATIO	64
5. OCCUPIED BANDWIDTH	65
6. CONDUCTED BAND EDGE	66
7. CONDUCTED SPURIOUS EMISSION	68
8. RADIATED SPURIOUS EMISSION	69
9. FREQUENCY STABILITY	115
APPENDIX-PHOTOS OF TEST SETUP	127

**Revision History**

Rev.	Issue Date	Report NO.	Effect Page	Contents
00	19 Oct. 2022	STS2207331W09	ALL	Initial Issue





1. TEST FACTORY & MEASUREMENT UNCERTAINTY

1.1 TEST FACTORY

SHENZHEN STS TEST SERVICES CO., LTD

Add. : A 1/F, Building B, Zhuoke Science Park, No.190 Chongqing Road, HepingShequ, Fuyong Sub-District, Bao'an District, Shenzhen, Guang Dong, China

FCC test Firm Registration Number: 625569

IC test Firm Registration Number: 12108A

A2LA Certificate No.: 4338.01

1.2 MEASUREMENT UNCERTAINTY

The reported uncertainty of measurement $y \pm U$, where expanded uncertainty U is based on a standard uncertainty multiplied by a coverage factor of $k=2$, providing a level of confidence of approximately 95 %.

No.	Item	Uncertainty
1	RF output power, conducted	$\pm 0.87\text{dB}$
2	Unwanted Emissions, conducted	$\pm 2.895\text{dB}$
3	All emissions, radiated 9K-30MHz	$\pm 3.80\text{dB}$
4	All emissions, radiated 30M-1GHz	$\pm 4.09\text{dB}$
5	All emissions, radiated 1G-6GHz	$\pm 4.92\text{dB}$
6	All emissions, radiated >6G	$\pm 5.49\text{dB}$
7	Conducted Emission (9KHz-30MHz)	$\pm 2.73\text{dB}$



2. GENERAL INFORMATION

2.1 TECHNICAL SPECIFICATIONS AND REGULATIONS

2.1.1 PRODUCT DESCRIPTION

A major technical description of EUT is described as following:

Product Name	Portable Translator
Trade Name	Timekettle, fluentalk
Model Name	T1
Series Model	N/A
Model Difference	N/A
Frequency Bands	U.S. Bands: LTE FDD Band 2 LTE FDD Band 4 LTE FDD Band 5 LTE FDD Band 7 LTE FDD Band 12 LTE FDD Band 17 LTE FDD Band 26 LTE TDD Band 38 LTE TDD Band 40 LTE TDD Band 41
SIM Card	Only support single SIM Card.
Antenna	PIFA
Antenna gain	LTEB2: 1.14dBi, LTEB4: 0.98dBi, LTEB5/B26: 0.27dBi, LTEB7/B38/B41: 1.44dBi, LTEB12/B17: 0.21dBi, LTEB40: 1.36dBi
Battery parameter	Rated Voltage:3.8V Charge Limit Voltage:4.35V Capacity: 1500mAh
Rating	Input: DC 5V 1A
Extreme Vol. Limits	3V to 4.35V (Nominal 3.8V)
Extreme Temp. Tolerance	-10°C to +50°C
Hardware version number	G221_MB_V02
Software version number	G221_SW_V01

Note: The antenna information refer the manufacturer provide report, applicable only to the tested sa-mple identified in the report.



2.1.2 PRODUCT SPECIFICATION SUBJECTIVE TO THIS STANDARD

Product Specification Subjective To This Standard	
Tx Frequency	LTE Band 2: 1850~1910MHz LTE Band 4: 1710~1755MHz LTE Band 5: 824~849MHz LTE Band 7: 2500~2570MHz LTE Band 12: 699~716MHz LTE Band 17: 704~716MHz LTE Band 26: 814~849MHz LTE Band 38: 2570~2620MHz LTE Band 40: 2305-2315MHz/2350-2360MHz LTE Band 41: 2555~2655MHz
Rx Frequency	LTE Band 2: 1930 ~1990MHz LTE Band 4: 2110~2155MHz LTE Band 5: 869~894MHz LTE Band 7: 2620~2690MHz LTE Band 12: 729~746MHz LTE Band 17: 734~746MHz LTE Band 26: 859~894MHz LTE Band 38: 2570~2620MHz LTE Band 40: 2305-2315MHz/2350-2360MHz LTE Band 41 :2555~2655MHz
Bandwidth	LTE Band 2: 1.4MHz / 3MHz / 5MHz / 10MHz / 15MHz / 20MHz LTE Band 4: 1.4MHz / 3MHz / 5MHz / 10MHz / 15MHz /20MHz LTE Band 5: 1.4MHz / 3MHz / 5MHz / 10MHz LTE Band 7: 5MHz / 10MHz / 15MHz /20MHz LTE Band 12: 1.4MHz / 3MHz / 5MHz / 10MHz LTE Band 17: 5MHz / 10MHz LTE Band 26: 1.4MHz / 3MHz / 5MHz / 10MHz/15MHz LTE Band 38: 5MHz / 10MHz / 15MHz /20MHz LTE Band 40: 5MHz / 10MHz LTE Band 41: 5MHz / 10MHz / 15MHz /20MHz
Maximum Output Power	LTE Band 2: 22.57 dBm LTE Band 4: 22.80 dBm LTE Band 5: 24.53 dBm LTE Band 7: 23.74 dBm LTE Band 12: 24.32 dBm LTE Band 17: 24.32 dBm LTE Band 26: 24.48 dBm LTE Band 38: 23.73 dBm LTE Band 40: 11.67 dBm LTE Band 41: 19.82 dBm
Type of Modulation	QPSK /16QAM



2.1.3 EMISSION DESIGNATOR

LTE Band 2	Emission Designator	Emission Designator
BW(MHz)	(99%OBW)QPSK	(99%OBW)16QAM
1.4	1M09G7D	1M10W7D
3	2M69G7D	2M68W7D
5	4M51G7D	4M51W7D
10	8M98G7D	8M99W7D
15	13M5G7D	13M5W7D
20	18M0G7D	18M0W7D
LTE Band 4	Emission Designator	Emission Designator
BW(MHz)	(99%OBW)QPSK	(99%OBW)16QAM
1.4	1M08G7D	1M09W7D
3	2M69G7D	2M69W7D
5	4M51G7D	4M52W7D
10	8M98G7D	8M98W7D
15	13M5G7D	13M5W7D
20	18M0G7D	18M0W7D
LTE Band 5	Emission Designator	Emission Designator
BW(MHz)	(99%OBW)QPSK	(99%OBW)16QAM
1.4	1M10G7D	1M10W7D
3	2M69G7D	2M69W7D
5	4M48G7D	4M49W7D
10	9M00G7D	8M97W7D
LTE Band 7	Emission Designator	Emission Designator
BW(MHz)	(99%OBW)QPSK	(99%OBW)16QAM
5	4M49G7D	4M53W7D
10	8M96G7D	8M97W7D
15	13M5G7D	13M5W7D
20	18M0G7D	17M9W7D
LTE Band 12	Emission Designator	Emission Designator
BW(MHz)	(99%OBW)QPSK	(99%OBW)16QAM
1.4	1M09G7D	1M09W7D
3	2M69G7D	2M69W7D
5	4M53G7D	4M54W7D
10	9M02G7D	9M00W7D
LTE Band 17	Emission Designator	Emission Designator
BW(MHz)	(99%OBW)QPSK	(99%OBW)16QAM
5	4M51G7D	4M54W7D
10	8M98G7D	9M01W7D
LTE Band 26 (Part 22)	Emission Designator	Emission Designator
BW(MHz)	(99%OBW)QPSK	(99%OBW)16QAM
1.4	1M11G7D	1M10W7D
3	2M69G7D	2M68W7D
5	4M49G7D	4M50W7D
10	9M00G7D	9M00W7D
15	13M5G7D	13M5W7D



LTE Band 26 (Part 90)	Emission Designator	Emission Designator
BW(MHz)	(99%OBW)QPSK	(99%OBW)16QAM
1.4	1M09G7D	1M09W7D
3	2M69G7D	2M69W7D
5	4M50G7D	4M52W7D
10	8M97G7D	9M00W7D
LTE Band 38	Emission Designator	Emission Designator
BW(MHz)	(99%OBW)QPSK	(99%OBW)16QAM
5	4M51G7D	4M50W7D
10	9M00G7D	8M99W7D
15	13M5G7D	13M4W7D
20	17M9G7D	18M0W7D
LTE Band 40	Emission Designator	Emission Designator
BW(MHz)	(99%OBW)QPSK	(99%OBW)16QAM
5	5M52G7D	4M51W7D
10	9M04G7D	9M01W7D
LTE Band 41	Emission Designator	Emission Designator
BW(MHz)	(99%OBW)QPSK	(99%OBW)16QAM
5	4M50G7D	4M49W7D
10	9M00G7D	8M98W7D
15	13M5G7D	13M5W7D
20	17M9G7D	17M9W7D



2.1.4 TEST CONFIGURATION OF EQUIPMENT UNDER TEST

Antenna port conducted and radiated test items listed below are performed according to KDB 971168 D01 v03r01 and ANSI C63.26 2015 Power Meas. License Digital Systems with maximum output power. Radiated measurements are performed by rotating the EUT in three different orthogonal test planes to find the maximum emission.

Remark:

1. The mark 'v' means that this configuration is chosen for testing
2. The mark '-' means that this bandwidth is not supported.
3. The device is investigated from 30MHz to 10 times of fundamental signal for radiated.

ITEMS	Band	Bandwidth (MHz)						Modulation		RB #			Test Channel		
		1.4	3	5	10	15	20	QPSK	16QAM	1	Half	Full	L	M	H
Max. Output Power	2	v	v	v	v	v	v	v	v	v	v	v	v	v	v
	4	v	v	v	v	v	v	v	v	v	v	v	v	v	v
	5	v	v	v	v			v	v	v	v	v	v	v	v
	7			v	v	v	v	v	v	v	v	v	v	v	v
	12	v	v	v	v			v	v	v	v	v	v	v	v
	17			v	v			v	v	v	v	v	v	v	v
	26	v	v	v	v	v		v	v	v	v	v	v	v	v
	38			v	v	v	v	v	v	v	v	v	v	v	v
	40			v	v	v	v	v	v	v	v	v	v	v	v
	41			v	v	v	v	v	v	v	v	v	v	v	v
Peak&Avera Ratio	2	v	v	v	v	v	v	v	v	v		v		v	
	4	v	v	v	v	v	v	v	v	v		v		v	
	5	v	v	v	v			v	v	v		v		v	
	7			v	v	v	v	v	v	v		v		v	
	12	v	v	v	v			v	v	v		v		v	
	17			v	v			v	v	v		v		v	
	26	v	v	v	v	v		v	v	v		v		v	
	38			v	v	v	v	v	v	v		v	v	v	v
	40			v	v	v	v	v	v	v		v	v	v	v
	41			v	v	v	v	v	v	v		v	v	v	v
26dB&99% Bandwidth	2	v	v	v	v	v	v	v	v			v		v	
	4	v	v	v	v	v	v	v	v			v		v	
	5	v	v	v	v			v	v			v		v	
	7			v	v	v	v	v	v			v		v	
	12	v	v	v	v			v	v			v		v	
	17			v	v			v	v			v		v	
	26	v	v	v	v	v		v	v			v		v	
	38			v	v	v	v	v	v			v		v	
	40			v	v	v	v	v	v			v		v	
	41			v	v	v	v	v	v			v		v	



Conducted Band Edge	2	v	v	v	v	v	v	v	v			v	v		v
	4	v	v	v	v	v	v	v	v			v	v		v
	5	v	v	v	v			v	v			v	v		v
	7			v	v	v	v	v	v			v	v		v
	12	v	v	v	v			v	v			v	v		v
	17			v	v			v	v			v	v		v
	26	v	v	v	v	v		v	v			v	v		v
	38			v	v	v	v	v	v			v	v		v
	40			v	v	v	v	v	v			v	v		v
	41			v	v	v	v	v	v			v	v		v
Conducted Spurious Emission	2	v	v	v	v	v	v	v	v	v		v	v		v
	4	v	v	v	v	v	v	v	v	v		v	v		v
	5	v	v	v	v			v	v	v		v	v		v
	7			v	v	v	v	v	v	v		v	v		v
	12	v	v	v	v			v	v	v		v	v		v
	17			v	v			v	v	v		v	v		v
	26	v	v	v	v	v		v	v	v		v	v		v
	38			v	v	v	v	v	v	v		v	v		v
	40			v	v	v	v	v	v	v		v	v		v
	41			v	v	v	v	v	v	v		v	v		v
Frequency Stability	2				v			v				v			v
	4				v			v				v			v
	5				v			v				v			v
	7				v			v				v			v
	12				v			v				v			v
	17				v			v				v			v
	26				v			v				v			v
	38				v			v				v			v
	40				v			v				v			v
	41				v			v				v			v
E.R.P.& E.I.R.P.	2	v	v	v	v	v	v	v	v	v	v	v	v	v	v
	4	v	v	v	v	v	v	v	v	v	v	v	v	v	v
	5	v	v	v	v			v	v	v	v	v	v	v	v
	7			v	v	v	v	v	v	v	v	v	v	v	v
	12	v	v	v	v			v	v	v	v	v	v	v	v
	17			v	v			v	v	v	v	v	v	v	v
	26	v	v	v	v	v		v	v	v	v	v	v	v	v
	38			v	v	v	v	v	v	v	v	v	v	v	v
	40			v	v	v	v	v	v	v	v	v	v	v	v
	41			v	v	v	v	v	v	v	v	v	v	v	v



Radiated Spurious Emission	2	v	v	v	v	v	v	v		v			v	v	v
	4	v	v	v	v	v	v	v		v			v	v	v
	5	v	v	v	v			v		v			v	v	v
	7			v	v	v	v	v		v			v	v	v
	12	v	v	v	v			v		v			v	v	v
	17			v	v			v		v			v	v	v
	26	v	v	v	v	v		v		v			v	v	v
	38			v	v	v	v	v		v			v	v	v
	40			v	v	v	v	v		v			v	v	v
	41			v	v	v	v	v		v			v	v	v





2.1.5 RELATED SUBMITTAL(S) / GRANT (S)

This submittal(s) (test report) is intended for filing to comply with the 47 CFR Part 2, 22, 24(E), 27, 90.

2.1.6 SPECIAL ACCESSORIES


The battery and the charger, earphone supplied by the applicant were used as accessories and being tested with eut intended for fcc grant together.

2.1.7 EUT CONFIGURATION

The EUT configuration for testing is installed on RF field strength measurement to meet the Commission's requirement and operating in a manner which intends to maximize its emission characteristics in a continuous normal application.

2.1.8 EUT EXERCISE

The Transmitter was operated in the maximum output power mode through Communication Tester. The TX frequency was fixed which was for the purpose of the measurements.





2.1.9 CONFIGURATION OF EUT SYSTEM

The EUT configuration for testing is installed on RF field strength measurement to meet the Commission's requirement and operating in a manner which intends to maximize its emission characteristics in a continuous normal application.

E-1
EUT

Table 2-1 Equipment Used in EUT System

Item	Equipment	Model No.	Length	Note
N/A	N/A	N/A	N/A	N/A

Note:

- (1) For detachable type I/O cable should be specified the length in cm in 『Length』 column.
- (2) "YES" is means "with core"; "NO" is means "without core".



2.1.10 MEASUREMENT INSTRUMENTS

The radiated emission testing was performed according to the procedures of ANSI C63.26 2015 and FCC CFR 47 rules of 2.1046, 2.1047, 2.1049, 2.1051, 2.1053, 2.1055, 2.1057.

Radiation Test equipment

Kind of Equipment	Manufacturer	Type No.	Serial No.	Last calibration	Calibrated until
Test Receiver	R&S	ESCI	101427	2022.09.29	2023.09.28
Signal Analyzer	R&S	FSV 40-N	101823	2022.09.29	2023.09.28
Signal Generator	Agilent	83752A	3610A02740	2022.09.29	2023.09.28
Wireless Communications Test Set	R&S	CMW 500	131428	2022.03.01	2023.02.28
Bilog Antenna	TESEQ	CBL6111D	34678	2022.09.30	2024.09.29
Horn Antenna	SCHWARZBECK	BBHA 9120D	02014	2021.10.11	2023.10.10
Bilog Antenna	TESEQ	CBL6111D	45873	2021.10.24	2023.10.23
Horn Antenna	SCHWARZBECK	BBHA 9120D	9120D-1343	2022.09.30	2024.09.29
SHF-EHF Horn Antenna (18G-40GHz)	A-INFO	LB-180400-KF	J211020657	2021.09.28	2023.09.27
Pre-Amplifier (0.1M-3GHz)	EM	EM330	060665	2022.07.04	2023.07.03
Pre-Amplifier (1G-18GHz)	SKET	LNPA-01018G-45	SK2018080901	2022.09.29	2023.09.28
Pre-Amplifier (18G-40GHz)	SKET	LNPA-1840-50	SK2018101801	2022.07.23	2023.07.22
Turn table	EM	SC100_1	60531	N/A	N/A
Antenna mast	EM	SC100	N/A	N/A	N/A
Temperature & Humidity	HH660	Mieo	N/A	2022.09.30	2023.09.29
Test SW	BALUN	BL410-E/18.905			

RF Connected Test

Kind of Equipment	Manufacturer	Type No.	Serial No.	Last calibration	Calibrated until
Universal Radio communication tester	R&S	CMU200	111058	2022.09.28	2023.09.27
Wireless Communications Test Set	R&S	CMW 500	131428	2022.03.01	2023.02.28
Signal Analyzer	Agilent	N9020A	MY52440124	2022.03.01	2023.02.28
Temperature & Humidity test chamber	Safety test	AG80L	171200018	2022.03.01	2023.02.28
Programmable power supply	Agilent	E3642A	MY40002025	2022.09.29	2023.09.28
Temperature & Humidity	SW-108	SuWei	N/A	2022.03.02	2023.03.01
Test SW	FARAD	LZ-RF /LzRf-3A3			



2.1.11 MEASUREMENT RESULTS EXPLANATION EXAMPLE

For all conducted test items:

The offset level is set in the spectrum analyzer to compensate the RF cable loss and attenuator factor between EUT conducted output port and spectrum analyzer. With the offset compensation, the spectrum analyzer reading level is exactly the EUT RF output level.

The spectrum analyzer offset is derived from RF cable loss and attenuator factor.

Offset = RF Cable Loss + Attenuator Factor.



3. CONDUCTED OUTPUT POWER&RADIATED POWER AND EFFECTIVE ISOTROPIC RADIATED POWER

3.1 DESCRIPTION OF THE CONDUCTED OUTPUT POWER MEASUREMENT

3.1.1 MEASUREMENT METHOD

CONDUCTED OUTPUT POWER:

A system simulator was used to establish communication with the eut. Its parameters were set to force the eut transmitting at maximum output power. The measured power in the radio frequency on the transmitter output terminals shall be reported.

Configuration follows KDB 971168 D01 v03r01.

C63.26 2015 Section 5.2.5.5.

In many cases, RF output power limits are specified in terms of the ERP or the EIRP. Typically, ERP is specified when the operating frequency is less than or equal to 1 GHz and EIRP is specified when the operating frequency is greater than 1 GHz. Both are defined as the product of the power supplied to the antenna and its gain (relative to a dipole antenna in the case of ERP, and relative to an isotropic antenna in the case of EIRP); however, when working in decibels (i.e., logarithmic scale), the ERP and EIRP represent the sum of the transmit antenna gain (in dBd or dBi, respectively) and the conducted RF output power (expressed in dB relative to watts or milliwatts). The relevant equation for determining the maximum ERP or EIRP from the measured RF output power is given in Equation (1) as follows:

$$(1) \text{ ERP or EIRP} = P_{\text{Meas}} + GT$$

$$\text{ERP} = \text{EIRP} - 2.15$$

where

ERP or EIRP effective radiated power or equivalent isotropically radiated power, respectively (expressed in the same units as P_{Meas} , e.g., dBm or dBW)

P_{Meas} measured transmitter output power or PSD, in dBm or dBW

GT gain of the transmitting antenna, in dBd (ERP) or dBi (EIRP)

For devices utilizing multiple antennas, see 6.4 for guidance with respect to determining the effective array transmit antenna gain term to be used in the above equation.

The following equations demonstrate the mathematical relationship between ERP and EIRP:

a) $\text{ERP} = \text{EIRP} - 2.15$, where ERP and EIRP are expressed in consistent units.

b) $\text{EIRP} = \text{ERP} + 2.15$, where ERP and EIRP are expressed in consistent units.

3.1.2 TEST SETUP



3.1.3 TEST PROCEDURES

1. The transmitter output port was connected to system simulator.
2. Set EUT at maximum power through the system simulator.
3. Select lowest/middle/highest channels for each band and different modulation.
4. Measure and record the power level from the system simulator.



3.1.4 TEST RESULTS

Radiated Power (EIRP) for LTE Band 2 /1.4M										
BW (MHz)	UL Channel	RB Size	RB offset	Modulation	Conduction AVG Power(dBm)	Ant Gain (dBi)	EIRP (dBm)	EIRP Limit(W)	EIRP Limit(dBm)	Verdict
1.4	Lowest	1	0	QPSK	22.23	1.14	23.37	2.00	33.01	PASS
		1	2		22.05	1.14	23.19	2.00	33.01	PASS
		1	5		22.04	1.14	23.18	2.00	33.01	PASS
		3	0		21.87	1.14	23.01	2.00	33.01	PASS
		3	1		21.75	1.14	22.89	2.00	33.01	PASS
		3	2		21.58	1.14	22.72	2.00	33.01	PASS
		6	0		21.51	1.14	22.65	2.00	33.01	PASS
		1	0	16QAM	22.07	1.14	23.21	2.00	33.01	PASS
		1	2		22.00	1.14	23.14	2.00	33.01	PASS
		1	5		22.04	1.14	23.18	2.00	33.01	PASS
		3	0		21.87	1.14	23.01	2.00	33.01	PASS
		3	1		21.68	1.14	22.82	2.00	33.01	PASS
		3	2		21.49	1.14	22.63	2.00	33.01	PASS
		6	0		21.32	1.14	22.46	2.00	33.01	PASS
	Middle	1	0	QPSK	22.07	1.14	23.21	2.00	33.01	PASS
		1	2		22.03	1.14	23.17	2.00	33.01	PASS
		1	5		21.95	1.14	23.09	2.00	33.01	PASS
		3	0		21.94	1.14	23.08	2.00	33.01	PASS
		3	1		21.89	1.14	23.03	2.00	33.01	PASS
		3	2		21.87	1.14	23.01	2.00	33.01	PASS
		6	0		21.72	1.14	22.86	2.00	33.01	PASS
		1	0	16QAM	22.06	1.14	23.20	2.00	33.01	PASS
		1	2		21.94	1.14	23.08	2.00	33.01	PASS
		1	5		21.92	1.14	23.06	2.00	33.01	PASS
		3	0		21.82	1.14	22.96	2.00	33.01	PASS
		3	1		21.86	1.14	23.00	2.00	33.01	PASS
		3	2		21.80	1.14	22.94	2.00	33.01	PASS
		6	0		21.54	1.14	22.68	2.00	33.01	PASS
	Highest	1	0	QPSK	22.14	1.14	23.28	2.00	33.01	PASS
		1	2		21.98	1.14	23.12	2.00	33.01	PASS
		1	5		21.91	1.14	23.05	2.00	33.01	PASS
		3	0		21.76	1.14	22.90	2.00	33.01	PASS
		3	1		21.73	1.14	22.87	2.00	33.01	PASS
		3	2		21.56	1.14	22.70	2.00	33.01	PASS
		6	0		21.49	1.14	22.63	2.00	33.01	PASS
		1	0	16QAM	22.13	1.14	23.27	2.00	33.01	PASS
1		2	21.94		1.14	23.08	2.00	33.01	PASS	
1		5	21.85		1.14	22.99	2.00	33.01	PASS	
3		0	21.71		1.14	22.85	2.00	33.01	PASS	
3		1	21.67		1.14	22.81	2.00	33.01	PASS	
3		2	21.48		1.14	22.62	2.00	33.01	PASS	
6		0	21.29		1.14	22.43	2.00	33.01	PASS	



Radiated Power (EIRP) for LTE Band 2 /3M										
BW (MHz)	UL Channel	RB Size	RB offset	Modulation	Conduction AVG Power(dBm)	Ant Gain (dBi)	EIRP (dBm)	EIRP Limit(W)	EIRP Limit(dBm)	Verdict
3	Lowest	1	0	QPSK	22.27	1.14	23.41	2.00	33.01	PASS
		1	7		22.10	1.14	23.24	2.00	33.01	PASS
		1	14		21.90	1.14	23.04	2.00	33.01	PASS
		8	0		21.78	1.14	22.92	2.00	33.01	PASS
		8	4		21.69	1.14	22.83	2.00	33.01	PASS
		8	7		21.58	1.14	22.72	2.00	33.01	PASS
		15	0	21.43	1.14	22.57	2.00	33.01	PASS	
		1	0	22.09	1.14	23.23	2.00	33.01	PASS	
		1	7	22.05	1.14	23.19	2.00	33.01	PASS	
		1	14	21.82	1.14	22.96	2.00	33.01	PASS	
		8	0	21.63	1.14	22.77	2.00	33.01	PASS	
		8	4	21.64	1.14	22.78	2.00	33.01	PASS	
		8	7	21.42	1.14	22.56	2.00	33.01	PASS	
		15	0	21.29	1.14	22.43	2.00	33.01	PASS	
		1	0	22.09	1.14	23.23	2.00	33.01	PASS	
	1	7	21.98	1.14	23.12	2.00	33.01	PASS		
	1	14	21.98	1.14	23.12	2.00	33.01	PASS		
	8	0	21.84	1.14	22.98	2.00	33.01	PASS		
	8	4	21.66	1.14	22.80	2.00	33.01	PASS		
	8	7	21.61	1.14	22.75	2.00	33.01	PASS		
	15	0	21.43	1.14	22.57	2.00	33.01	PASS		
	1	0	22.09	1.14	23.23	2.00	33.01	PASS		
	1	7	21.83	1.14	22.97	2.00	33.01	PASS		
	1	14	21.90	1.14	23.04	2.00	33.01	PASS		
	8	0	21.74	1.14	22.88	2.00	33.01	PASS		
	8	4	21.62	1.14	22.76	2.00	33.01	PASS		
	8	7	21.58	1.14	22.72	2.00	33.01	PASS		
	15	0	21.24	1.14	22.38	2.00	33.01	PASS		
	1	0	22.25	1.14	23.39	2.00	33.01	PASS		
	1	7	22.14	1.14	23.28	2.00	33.01	PASS		
	1	14	22.10	1.14	23.24	2.00	33.01	PASS		
	8	0	21.90	1.14	23.04	2.00	33.01	PASS		
	8	4	21.85	1.14	22.99	2.00	33.01	PASS		
	8	7	21.67	1.14	22.81	2.00	33.01	PASS		
	15	0	21.58	1.14	22.72	2.00	33.01	PASS		
	1	0	22.11	1.14	23.25	2.00	33.01	PASS		
1	7	21.98	1.14	23.12	2.00	33.01	PASS			
1	14	21.95	1.14	23.09	2.00	33.01	PASS			
8	0	21.87	1.14	23.01	2.00	33.01	PASS			
8	4	21.68	1.14	22.82	2.00	33.01	PASS			
8	7	21.66	1.14	22.80	2.00	33.01	PASS			
15	0	21.52	1.14	22.66	2.00	33.01	PASS			



Radiated Power (EIRP) for LTE Band 2 /5M										
BW (MHz)	UL Channel	RB Size	RB offset	Modulation	Conduction AVG Power(dBm)	Ant Gain (dBi)	EIRP (dBm)	EIRP Limit(W)	EIRP Limit(dBm)	Verdict
5	Lowest	1	0	QPSK	22.34	1.14	23.48	2.00	33.01	PASS
		1	12		22.20	1.14	23.34	2.00	33.01	PASS
		1	24		22.13	1.14	23.27	2.00	33.01	PASS
		12	0		22.02	1.14	23.16	2.00	33.01	PASS
		12	6		21.94	1.14	23.08	2.00	33.01	PASS
		12	11		21.76	1.14	22.90	2.00	33.01	PASS
		25	0		21.68	1.14	22.82	2.00	33.01	PASS
		1	0	16QAM	22.32	1.14	23.46	2.00	33.01	PASS
		1	12		22.18	1.14	23.32	2.00	33.01	PASS
		1	24		22.12	1.14	23.26	2.00	33.01	PASS
		12	0		21.88	1.14	23.02	2.00	33.01	PASS
		12	6		21.89	1.14	23.03	2.00	33.01	PASS
		12	11		21.66	1.14	22.80	2.00	33.01	PASS
		25	0		21.54	1.14	22.68	2.00	33.01	PASS
	Middle	QPSK	1	0	22.11	1.14	23.25	2.00	33.01	PASS
			1	12	22.03	1.14	23.17	2.00	33.01	PASS
			1	24	21.94	1.14	23.08	2.00	33.01	PASS
			12	0	21.77	1.14	22.91	2.00	33.01	PASS
			12	6	21.66	1.14	22.80	2.00	33.01	PASS
			12	11	21.54	1.14	22.68	2.00	33.01	PASS
			25	0	21.54	1.14	22.68	2.00	33.01	PASS
		16QAM	1	0	22.10	1.14	23.24	2.00	33.01	PASS
			1	12	21.98	1.14	23.12	2.00	33.01	PASS
			1	24	21.93	1.14	23.07	2.00	33.01	PASS
			12	0	21.65	1.14	22.79	2.00	33.01	PASS
			12	6	21.48	1.14	22.62	2.00	33.01	PASS
			12	11	21.35	1.14	22.49	2.00	33.01	PASS
			25	0	21.38	1.14	22.52	2.00	33.01	PASS
	Highest	QPSK	1	0	22.30	1.14	23.44	2.00	33.01	PASS
			1	12	22.26	1.14	23.40	2.00	33.01	PASS
			1	24	22.17	1.14	23.31	2.00	33.01	PASS
			12	0	22.02	1.14	23.16	2.00	33.01	PASS
			12	6	21.87	1.14	23.01	2.00	33.01	PASS
			12	11	21.74	1.14	22.88	2.00	33.01	PASS
			25	0	21.56	1.14	22.70	2.00	33.01	PASS
		16QAM	1	0	22.18	1.14	23.32	2.00	33.01	PASS
1			12	22.19	1.14	23.33	2.00	33.01	PASS	
1			24	22.16	1.14	23.30	2.00	33.01	PASS	
12			0	21.88	1.14	23.02	2.00	33.01	PASS	
12			6	21.67	1.14	22.81	2.00	33.01	PASS	
12			11	21.64	1.14	22.78	2.00	33.01	PASS	
25			0	21.47	1.14	22.61	2.00	33.01	PASS	



Radiated Power (EIRP) for LTE Band 2 /10M										
BW (MHz)	UL Channel	RB Size	RB offset	Modulation	Conduction AVG Power(dBm)	Ant Gain (dBi)	EIRP (dBm)	EIRP Limit(W)	EIRP Limit(dBm)	Verdict
10	Lowest	1	0	QPSK	22.45	1.14	23.59	2.00	33.01	PASS
		1	24		22.29	1.14	23.43	2.00	33.01	PASS
		1	49		22.10	1.14	23.24	2.00	33.01	PASS
		25	0		21.97	1.14	23.11	2.00	33.01	PASS
		25	12		21.92	1.14	23.06	2.00	33.01	PASS
		25	24		21.90	1.14	23.04	2.00	33.01	PASS
		50	0		21.81	1.14	22.95	2.00	33.01	PASS
		1	0	16QAM	22.32	1.14	23.46	2.00	33.01	PASS
		1	24		22.23	1.14	23.37	2.00	33.01	PASS
		1	49		21.91	1.14	23.05	2.00	33.01	PASS
		25	0		21.84	1.14	22.98	2.00	33.01	PASS
		25	12		21.76	1.14	22.90	2.00	33.01	PASS
		25	24		21.89	1.14	23.03	2.00	33.01	PASS
		50	0		21.79	1.14	22.93	2.00	33.01	PASS
	Middle	QPSK	1	0	22.28	1.14	23.42	2.00	33.01	PASS
			1	24	22.23	1.14	23.37	2.00	33.01	PASS
			1	49	22.12	1.14	23.26	2.00	33.01	PASS
			25	0	21.98	1.14	23.12	2.00	33.01	PASS
			25	12	21.83	1.14	22.97	2.00	33.01	PASS
			25	24	21.68	1.14	22.82	2.00	33.01	PASS
			50	0	21.49	1.14	22.63	2.00	33.01	PASS
		16QAM	1	0	22.13	1.14	23.27	2.00	33.01	PASS
			1	24	22.03	1.14	23.17	2.00	33.01	PASS
			1	49	21.92	1.14	23.06	2.00	33.01	PASS
			25	0	21.89	1.14	23.03	2.00	33.01	PASS
			25	12	21.73	1.14	22.87	2.00	33.01	PASS
			25	24	21.64	1.14	22.78	2.00	33.01	PASS
			50	0	21.40	1.14	22.54	2.00	33.01	PASS
	Highest	QPSK	1	0	22.39	1.14	23.53	2.00	33.01	PASS
			1	24	22.32	1.14	23.46	2.00	33.01	PASS
			1	49	22.23	1.14	23.37	2.00	33.01	PASS
			25	0	22.21	1.14	23.35	2.00	33.01	PASS
			25	12	22.17	1.14	23.31	2.00	33.01	PASS
			25	24	22.03	1.14	23.17	2.00	33.01	PASS
			50	0	21.91	1.14	23.05	2.00	33.01	PASS
		16QAM	1	0	22.34	1.14	23.48	2.00	33.01	PASS
1			24	22.32	1.14	23.46	2.00	33.01	PASS	
1			49	22.20	1.14	23.34	2.00	33.01	PASS	
25			0	22.19	1.14	23.33	2.00	33.01	PASS	
25			12	21.98	1.14	23.12	2.00	33.01	PASS	
25			24	21.86	1.14	23.00	2.00	33.01	PASS	
50			0	21.80	1.14	22.94	2.00	33.01	PASS	



Radiated Power (EIRP) for LTE Band 2 /15M										
BW (MHz)	UL Channel	RB Size	RB offset	Modulation	Conduction AVG Power(dBm)	Ant Gain (dBi)	EIRP (dBm)	EIRP Limit(W)	EIRP Limit(dBm)	Verdict
15	Lowest	1	0	QPSK	22.50	1.14	23.64	2.00	33.01	PASS
		1	37		22.46	1.14	23.60	2.00	33.01	PASS
		1	74		22.37	1.14	23.51	2.00	33.01	PASS
		36	0		22.17	1.14	23.31	2.00	33.01	PASS
		36	18		22.13	1.14	23.27	2.00	33.01	PASS
		36	39		22.03	1.14	23.17	2.00	33.01	PASS
		75	0	21.88	1.14	23.02	2.00	33.01	PASS	
		1	0	16QAM	22.48	1.14	23.62	2.00	33.01	PASS
		1	37		22.35	1.14	23.49	2.00	33.01	PASS
		1	74		22.32	1.14	23.46	2.00	33.01	PASS
		36	0		22.04	1.14	23.18	2.00	33.01	PASS
		36	18		22.13	1.14	23.27	2.00	33.01	PASS
		36	39		22.01	1.14	23.15	2.00	33.01	PASS
		75	0	21.71	1.14	22.85	2.00	33.01	PASS	
	1	0	QPSK	22.33	1.14	23.47	2.00	33.01	PASS	
	1	37		22.30	1.14	23.44	2.00	33.01	PASS	
	1	74		22.21	1.14	23.35	2.00	33.01	PASS	
	36	0		22.15	1.14	23.29	2.00	33.01	PASS	
	36	18		22.09	1.14	23.23	2.00	33.01	PASS	
	36	39		22.03	1.14	23.17	2.00	33.01	PASS	
	75	0	22.01	1.14	23.15	2.00	33.01	PASS		
	1	0	16QAM	22.18	1.14	23.32	2.00	33.01	PASS	
	1	37		22.26	1.14	23.40	2.00	33.01	PASS	
	1	74		22.06	1.14	23.20	2.00	33.01	PASS	
	36	0		22.11	1.14	23.25	2.00	33.01	PASS	
	36	18		22.07	1.14	23.21	2.00	33.01	PASS	
	36	39		21.95	1.14	23.09	2.00	33.01	PASS	
	75	0	21.91	1.14	23.05	2.00	33.01	PASS		
	1	0	QPSK	22.46	1.14	23.60	2.00	33.01	PASS	
	1	37		22.30	1.14	23.44	2.00	33.01	PASS	
	1	74		22.12	1.14	23.26	2.00	33.01	PASS	
	36	0		22.03	1.14	23.17	2.00	33.01	PASS	
	36	18		21.97	1.14	23.11	2.00	33.01	PASS	
	36	39		21.97	1.14	23.11	2.00	33.01	PASS	
	75	0	21.87	1.14	23.01	2.00	33.01	PASS		
	1	0	16QAM	22.39	1.14	23.53	2.00	33.01	PASS	
	1	37		22.25	1.14	23.39	2.00	33.01	PASS	
	1	74		21.94	1.14	23.08	2.00	33.01	PASS	
	36	0		22.01	1.14	23.15	2.00	33.01	PASS	
	36	18		21.83	1.14	22.97	2.00	33.01	PASS	
	36	39		21.93	1.14	23.07	2.00	33.01	PASS	
	75	0	21.75	1.14	22.89	2.00	33.01	PASS		



Radiated Power (EIRP) for LTE Band 2 /20M										
BW (MHz)	UL Channel	RB Size	RB offset	Modulation	Conduction AVG Power(dBm)	Ant Gain (dBi)	EIRP (dBm)	EIRP Limit(W)	EIRP Limit(dBm)	Verdict
20	Lowest	1	0	QPSK	22.57	1.14	23.71	2.00	33.01	PASS
		1	49		22.47	1.14	23.61	2.00	33.01	PASS
		1	99		22.47	1.14	23.61	2.00	33.01	PASS
		50	0		22.44	1.14	23.58	2.00	33.01	PASS
		50	24		22.25	1.14	23.39	2.00	33.01	PASS
		50	49		22.20	1.14	23.34	2.00	33.01	PASS
		100	0		22.11	1.14	23.25	2.00	33.01	PASS
		1	0	16QAM	22.40	1.14	23.54	2.00	33.01	PASS
		1	49		22.44	1.14	23.58	2.00	33.01	PASS
		1	99		22.29	1.14	23.43	2.00	33.01	PASS
		50	0		22.28	1.14	23.42	2.00	33.01	PASS
		50	24		22.14	1.14	23.28	2.00	33.01	PASS
		50	49		22.05	1.14	23.19	2.00	33.01	PASS
		100	0		21.92	1.14	23.06	2.00	33.01	PASS
	Middle	1	0	QPSK	22.36	1.14	23.50	2.00	33.01	PASS
		1	49		22.19	1.14	23.33	2.00	33.01	PASS
		1	99		22.08	1.14	23.22	2.00	33.01	PASS
		50	0		21.97	1.14	23.11	2.00	33.01	PASS
		50	24		21.96	1.14	23.10	2.00	33.01	PASS
		50	49		21.88	1.14	23.02	2.00	33.01	PASS
		100	0		21.85	1.14	22.99	2.00	33.01	PASS
		1	0	16QAM	22.33	1.14	23.47	2.00	33.01	PASS
		1	49		22.14	1.14	23.28	2.00	33.01	PASS
		1	99		21.92	1.14	23.06	2.00	33.01	PASS
		50	0		21.84	1.14	22.98	2.00	33.01	PASS
		50	24		21.83	1.14	22.97	2.00	33.01	PASS
		50	49		21.84	1.14	22.98	2.00	33.01	PASS
		100	0		21.76	1.14	22.90	2.00	33.01	PASS
	Highest	1	0	QPSK	22.48	1.14	23.62	2.00	33.01	PASS
		1	49		22.41	1.14	23.55	2.00	33.01	PASS
		1	99		22.40	1.14	23.54	2.00	33.01	PASS
		50	0		22.31	1.14	23.45	2.00	33.01	PASS
		50	24		22.20	1.14	23.34	2.00	33.01	PASS
		50	49		22.12	1.14	23.26	2.00	33.01	PASS
		100	0		22.01	1.14	23.15	2.00	33.01	PASS
		1	0	16QAM	22.30	1.14	23.44	2.00	33.01	PASS
1		49	22.37		1.14	23.51	2.00	33.01	PASS	
1		99	22.24		1.14	23.38	2.00	33.01	PASS	
50		0	22.21		1.14	23.35	2.00	33.01	PASS	
50		24	22.08		1.14	23.22	2.00	33.01	PASS	
50		49	22.05		1.14	23.19	2.00	33.01	PASS	
100		0	21.90		1.14	23.04	2.00	33.01	PASS	



Radiated Power (EIRP) for LTE Band 4 /1.4M											
BW (MHz)	UL Channel	RB Size	RB offset	Modulation	Conduction AVG Power(dBm)	Ant Gain (dBi)	EIRP (dBm)	EIRP Limit(W)	EIRP Limit(dBm)	Verdict	
1.4	Lowest	1	0	QPSK	22.31	0.98	23.29	1.00	30.00	PASS	
		1	2		22.31	0.98	23.29	1.00	30.00	PASS	
		1	5		22.17	0.98	23.15	1.00	30.00	PASS	
		3	0		22.11	0.98	23.09	1.00	30.00	PASS	
		3	1		21.95	0.98	22.93	1.00	30.00	PASS	
		3	2		21.93	0.98	22.91	1.00	30.00	PASS	
		6	0		21.88	0.98	22.86	1.00	30.00	PASS	
		1	0	16QAM	22.21	0.98	23.19	1.00	30.00	PASS	
		1	2		22.30	0.98	23.28	1.00	30.00	PASS	
		1	5		21.98	0.98	22.96	1.00	30.00	PASS	
		3	0		22.09	0.98	23.07	1.00	30.00	PASS	
		3	1		21.75	0.98	22.73	1.00	30.00	PASS	
		3	2		21.92	0.98	22.90	1.00	30.00	PASS	
		6	0		21.88	0.98	22.86	1.00	30.00	PASS	
	1	Middle	1	0	QPSK	22.38	0.98	23.36	1.00	30.00	PASS
	1		2	22.20		0.98	23.18	1.00	30.00	PASS	
	1		5	22.09		0.98	23.07	1.00	30.00	PASS	
	3		0	21.93		0.98	22.91	1.00	30.00	PASS	
	3		1	21.83		0.98	22.81	1.00	30.00	PASS	
	3		2	21.68		0.98	22.66	1.00	30.00	PASS	
	6		0	21.54		0.98	22.52	1.00	30.00	PASS	
	1		0	16QAM	22.18	0.98	23.16	1.00	30.00	PASS	
	1		2		22.16	0.98	23.14	1.00	30.00	PASS	
	1		5		22.06	0.98	23.04	1.00	30.00	PASS	
	3		0		21.78	0.98	22.76	1.00	30.00	PASS	
	3		1		21.77	0.98	22.75	1.00	30.00	PASS	
	3		2		21.66	0.98	22.64	1.00	30.00	PASS	
	6		0		21.48	0.98	22.46	1.00	30.00	PASS	
	1	Highest	1	0	QPSK	22.43	0.98	23.41	1.00	30.00	PASS
	1		2	22.38		0.98	23.36	1.00	30.00	PASS	
	1		5	22.21		0.98	23.19	1.00	30.00	PASS	
	3		0	22.07		0.98	23.05	1.00	30.00	PASS	
	3		1	21.92		0.98	22.90	1.00	30.00	PASS	
	3		2	21.80		0.98	22.78	1.00	30.00	PASS	
	6		0	21.73		0.98	22.71	1.00	30.00	PASS	
	1		0	16QAM	22.30	0.98	23.28	1.00	30.00	PASS	
	1		2		22.35	0.98	23.33	1.00	30.00	PASS	
	1		5		22.19	0.98	23.17	1.00	30.00	PASS	
	3		0		21.89	0.98	22.87	1.00	30.00	PASS	
	3		1		21.91	0.98	22.89	1.00	30.00	PASS	
	3		2		21.77	0.98	22.75	1.00	30.00	PASS	
	6		0		21.71	0.98	22.69	1.00	30.00	PASS	



Radiated Power (EIRP) for LTE Band 4 /3M										
BW (MHz)	UL Channel	RB Size	RB offset	Modulation	Conduction AVG Power(dBm)	Ant Gain (dBi)	EIRP (dBm)	EIRP Limit(W)	EIRP Limit(dBm)	Verdict
3	Lowest	1	0	QPSK	22.41	0.98	23.39	1.00	30.00	PASS
		1	7		22.22	0.98	23.20	1.00	30.00	PASS
		1	14		22.06	0.98	23.04	1.00	30.00	PASS
		8	0		21.97	0.98	22.95	1.00	30.00	PASS
		8	4		21.80	0.98	22.78	1.00	30.00	PASS
		8	7		21.62	0.98	22.60	1.00	30.00	PASS
		15	0		21.43	0.98	22.41	1.00	30.00	PASS
		1	0	16QAM	22.30	0.98	23.28	1.00	30.00	PASS
		1	7		22.04	0.98	23.02	1.00	30.00	PASS
		1	14		22.02	0.98	23.00	1.00	30.00	PASS
		8	0		21.93	0.98	22.91	1.00	30.00	PASS
		8	4		21.61	0.98	22.59	1.00	30.00	PASS
		8	7		21.45	0.98	22.43	1.00	30.00	PASS
		15	0		21.25	0.98	22.23	1.00	30.00	PASS
		Middle	QPSK	1	0	22.47	0.98	23.45	1.00	30.00
	1			7	22.45	0.98	23.43	1.00	30.00	PASS
	1			14	22.29	0.98	23.27	1.00	30.00	PASS
	8			0	22.15	0.98	23.13	1.00	30.00	PASS
	8			4	22.03	0.98	23.01	1.00	30.00	PASS
	8			7	21.89	0.98	22.87	1.00	30.00	PASS
	15			0	21.73	0.98	22.71	1.00	30.00	PASS
	16QAM		1	0	22.47	0.98	23.45	1.00	30.00	PASS
			1	7	22.25	0.98	23.23	1.00	30.00	PASS
			1	14	22.16	0.98	23.14	1.00	30.00	PASS
			8	0	22.14	0.98	23.12	1.00	30.00	PASS
			8	4	21.92	0.98	22.90	1.00	30.00	PASS
			8	7	21.77	0.98	22.75	1.00	30.00	PASS
			15	0	21.57	0.98	22.55	1.00	30.00	PASS
			Highest	QPSK	1	0	22.53	0.98	23.51	1.00
	1	7			22.48	0.98	23.46	1.00	30.00	PASS
	1	14			22.35	0.98	23.33	1.00	30.00	PASS
	8	0			22.21	0.98	23.19	1.00	30.00	PASS
	8	4			22.01	0.98	22.99	1.00	30.00	PASS
	8	7			21.96	0.98	22.94	1.00	30.00	PASS
	15	0			21.79	0.98	22.77	1.00	30.00	PASS
	16QAM	1		0	22.50	0.98	23.48	1.00	30.00	PASS
1		7		22.47	0.98	23.45	1.00	30.00	PASS	
1		14		22.16	0.98	23.14	1.00	30.00	PASS	
8		0		22.15	0.98	23.13	1.00	30.00	PASS	
8		4		21.96	0.98	22.94	1.00	30.00	PASS	
8		7		21.93	0.98	22.91	1.00	30.00	PASS	
15		0		21.65	0.98	22.63	1.00	30.00	PASS	



Radiated Power (EIRP) for LTE Band 4 /5M										
BW (MHz)	UL Channel	RB Size	RB offset	Modulation	Conduction AVG Power(dBm)	Ant Gain (dBi)	EIRP (dBm)	EIRP Limit(W)	EIRP Limit(dBm)	Verdict
5	Lowest	1	0	QPSK	22.46	0.98	23.44	1.00	30.00	PASS
		1	12		22.29	0.98	23.27	1.00	30.00	PASS
		1	24		22.24	0.98	23.22	1.00	30.00	PASS
		12	0		22.16	0.98	23.14	1.00	30.00	PASS
		12	6		22.04	0.98	23.02	1.00	30.00	PASS
		12	11		22.01	0.98	22.99	1.00	30.00	PASS
		25	0		21.84	0.98	22.82	1.00	30.00	PASS
		1	0	16QAM	22.35	0.98	23.33	1.00	30.00	PASS
		1	12		22.11	0.98	23.09	1.00	30.00	PASS
		1	24		22.16	0.98	23.14	1.00	30.00	PASS
		12	0		21.97	0.98	22.95	1.00	30.00	PASS
		12	6		21.85	0.98	22.83	1.00	30.00	PASS
		12	11		21.94	0.98	22.92	1.00	30.00	PASS
		25	0		21.72	0.98	22.70	1.00	30.00	PASS
	Middle	QPSK	1	0	22.50	0.98	23.48	1.00	30.00	PASS
			1	12	22.47	0.98	23.45	1.00	30.00	PASS
			1	24	22.32	0.98	23.30	1.00	30.00	PASS
			12	0	22.23	0.98	23.21	1.00	30.00	PASS
			12	6	22.10	0.98	23.08	1.00	30.00	PASS
			12	11	22.03	0.98	23.01	1.00	30.00	PASS
			25	0	21.99	0.98	22.97	1.00	30.00	PASS
		16QAM	1	0	22.35	0.98	23.33	1.00	30.00	PASS
			1	12	22.46	0.98	23.44	1.00	30.00	PASS
			1	24	22.32	0.98	23.30	1.00	30.00	PASS
			12	0	22.06	0.98	23.04	1.00	30.00	PASS
			12	6	21.92	0.98	22.90	1.00	30.00	PASS
			12	11	21.86	0.98	22.84	1.00	30.00	PASS
			25	0	21.98	0.98	22.96	1.00	30.00	PASS
	Highest	QPSK	1	0	22.58	0.98	23.56	1.00	30.00	PASS
			1	12	22.56	0.98	23.54	1.00	30.00	PASS
			1	24	22.52	0.98	23.50	1.00	30.00	PASS
			12	0	22.32	0.98	23.30	1.00	30.00	PASS
			12	6	22.15	0.98	23.13	1.00	30.00	PASS
			12	11	22.13	0.98	23.11	1.00	30.00	PASS
			25	0	21.97	0.98	22.95	1.00	30.00	PASS
		16QAM	1	0	22.46	0.98	23.44	1.00	30.00	PASS
1			12	22.41	0.98	23.39	1.00	30.00	PASS	
1			24	22.41	0.98	23.39	1.00	30.00	PASS	
12			0	22.17	0.98	23.15	1.00	30.00	PASS	
12			6	22.08	0.98	23.06	1.00	30.00	PASS	
12			11	22.04	0.98	23.02	1.00	30.00	PASS	
25			0	21.81	0.98	22.79	1.00	30.00	PASS	



Radiated Power (EIRP) for LTE Band 4 /10M										
BW (MHz)	UL Channel	RB Size	RB offset	Modulation	Conduction AVG Power(dBm)	Ant Gain (dBi)	EIRP (dBm)	EIRP Limit(W)	EIRP Limit(dBm)	Verdict
10	Lowest	1	0	QPSK	22.52	0.98	23.50	1.00	30.00	PASS
		1	24		22.42	0.98	23.40	1.00	30.00	PASS
		1	49		22.32	0.98	23.30	1.00	30.00	PASS
		25	0		22.24	0.98	23.22	1.00	30.00	PASS
		25	12		22.04	0.98	23.02	1.00	30.00	PASS
		25	24		21.88	0.98	22.86	1.00	30.00	PASS
		50	0		21.76	0.98	22.74	1.00	30.00	PASS
		1	0	16QAM	22.40	0.98	23.38	1.00	30.00	PASS
		1	24		22.40	0.98	23.38	1.00	30.00	PASS
		1	49		22.22	0.98	23.20	1.00	30.00	PASS
		25	0		22.13	0.98	23.11	1.00	30.00	PASS
		25	12		21.97	0.98	22.95	1.00	30.00	PASS
		25	24		21.81	0.98	22.79	1.00	30.00	PASS
		50	0		21.71	0.98	22.69	1.00	30.00	PASS
	Middle	QPSK	1	0	22.59	0.98	23.57	1.00	30.00	PASS
			1	24	22.58	0.98	23.56	1.00	30.00	PASS
			1	49	22.55	0.98	23.53	1.00	30.00	PASS
			25	0	22.45	0.98	23.43	1.00	30.00	PASS
			25	12	22.33	0.98	23.31	1.00	30.00	PASS
			25	24	22.15	0.98	23.13	1.00	30.00	PASS
			50	0	22.08	0.98	23.06	1.00	30.00	PASS
		16QAM	1	0	22.49	0.98	23.47	1.00	30.00	PASS
			1	24	22.56	0.98	23.54	1.00	30.00	PASS
			1	49	22.51	0.98	23.49	1.00	30.00	PASS
			25	0	22.38	0.98	23.36	1.00	30.00	PASS
			25	12	22.28	0.98	23.26	1.00	30.00	PASS
			25	24	21.97	0.98	22.95	1.00	30.00	PASS
			50	0	22.04	0.98	23.02	1.00	30.00	PASS
	Highest	QPSK	1	0	22.65	0.98	23.63	1.00	30.00	PASS
			1	24	22.62	0.98	23.60	1.00	30.00	PASS
			1	49	22.59	0.98	23.57	1.00	30.00	PASS
			25	0	22.55	0.98	23.53	1.00	30.00	PASS
			25	12	22.42	0.98	23.40	1.00	30.00	PASS
			25	24	22.25	0.98	23.23	1.00	30.00	PASS
			50	0	22.23	0.98	23.21	1.00	30.00	PASS
		16QAM	1	0	22.59	0.98	23.57	1.00	30.00	PASS
1			24	22.53	0.98	23.51	1.00	30.00	PASS	
1			49	22.52	0.98	23.50	1.00	30.00	PASS	
25			0	22.49	0.98	23.47	1.00	30.00	PASS	
25			12	22.39	0.98	23.37	1.00	30.00	PASS	
25			24	22.06	0.98	23.04	1.00	30.00	PASS	
50			0	22.14	0.98	23.12	1.00	30.00	PASS	



Radiated Power (EIRP) for LTE Band 4 /15M										
BW (MHz)	UL Channel	RB Size	RB offset	Modulation	Conduction AVG Power(dBm)	Ant Gain (dBi)	EIRP (dBm)	EIRP Limit(W)	EIRP Limit(dBm)	Verdict
15	Lowest	1	0	QPSK	22.57	0.98	23.55	1.00	30.00	PASS
		1	37		22.53	0.98	23.51	1.00	30.00	PASS
		1	74		22.37	0.98	23.35	1.00	30.00	PASS
		36	0		22.24	0.98	23.22	1.00	30.00	PASS
		36	18		22.16	0.98	23.14	1.00	30.00	PASS
		36	39		22.01	0.98	22.99	1.00	30.00	PASS
		75	0		21.87	0.98	22.85	1.00	30.00	PASS
		1	0	16QAM	22.52	0.98	23.50	1.00	30.00	PASS
		1	37		22.37	0.98	23.35	1.00	30.00	PASS
		1	74		22.30	0.98	23.28	1.00	30.00	PASS
		36	0		22.18	0.98	23.16	1.00	30.00	PASS
		36	18		22.11	0.98	23.09	1.00	30.00	PASS
		36	39		21.89	0.98	22.87	1.00	30.00	PASS
		75	0		21.72	0.98	22.70	1.00	30.00	PASS
	Middle	QPSK	1	0	22.66	0.98	23.64	1.00	30.00	PASS
			1	37	22.58	0.98	23.56	1.00	30.00	PASS
			1	74	22.46	0.98	23.44	1.00	30.00	PASS
			36	0	22.27	0.98	23.25	1.00	30.00	PASS
			36	18	22.22	0.98	23.20	1.00	30.00	PASS
			36	39	22.17	0.98	23.15	1.00	30.00	PASS
			75	0	22.09	0.98	23.07	1.00	30.00	PASS
		16QAM	1	0	22.60	0.98	23.58	1.00	30.00	PASS
			1	37	22.52	0.98	23.50	1.00	30.00	PASS
			1	74	22.30	0.98	23.28	1.00	30.00	PASS
			36	0	22.16	0.98	23.14	1.00	30.00	PASS
			36	18	22.02	0.98	23.00	1.00	30.00	PASS
			36	39	22.10	0.98	23.08	1.00	30.00	PASS
			75	0	22.07	0.98	23.05	1.00	30.00	PASS
	Highest	QPSK	1	0	22.73	0.98	23.71	1.00	30.00	PASS
			1	37	22.59	0.98	23.57	1.00	30.00	PASS
			1	74	22.45	0.98	23.43	1.00	30.00	PASS
			36	0	22.27	0.98	23.25	1.00	30.00	PASS
			36	18	22.21	0.98	23.19	1.00	30.00	PASS
			36	39	22.13	0.98	23.11	1.00	30.00	PASS
			75	0	21.94	0.98	22.92	1.00	30.00	PASS
		16QAM	1	0	22.59	0.98	23.57	1.00	30.00	PASS
1			37	22.41	0.98	23.39	1.00	30.00	PASS	
1			74	22.45	0.98	23.43	1.00	30.00	PASS	
36			0	22.17	0.98	23.15	1.00	30.00	PASS	
36			18	22.19	0.98	23.17	1.00	30.00	PASS	
36			39	21.97	0.98	22.95	1.00	30.00	PASS	
75			0	21.90	0.98	22.88	1.00	30.00	PASS	



Radiated Power (EIRP) for LTE Band 4 /20M										
BW (MHz)	UL Channel	RB Size	RB offset	Modulation	Conduction AVG Power(dBm)	Ant Gain (dBi)	EIRP (dBm)	EIRP Limit(W)	EIRP Limit(dBm)	Verdict
20	Lowest	1	0	QPSK	22.64	0.98	23.62	1.00	30.00	PASS
		1	49		22.55	0.98	23.53	1.00	30.00	PASS
		1	99		22.54	0.98	23.52	1.00	30.00	PASS
		50	0		22.53	0.98	23.51	1.00	30.00	PASS
		50	24		22.45	0.98	23.43	1.00	30.00	PASS
		50	49		22.34	0.98	23.32	1.00	30.00	PASS
		100	0		22.28	0.98	23.26	1.00	30.00	PASS
		1	0	16QAM	22.51	0.98	23.49	1.00	30.00	PASS
		1	49		22.39	0.98	23.37	1.00	30.00	PASS
		1	99		22.52	0.98	23.50	1.00	30.00	PASS
		50	0		22.52	0.98	23.50	1.00	30.00	PASS
		50	24		22.35	0.98	23.33	1.00	30.00	PASS
		50	49		22.30	0.98	23.28	1.00	30.00	PASS
		100	0		22.16	0.98	23.14	1.00	30.00	PASS
	1	0	QPSK	22.70	0.98	23.68	1.00	30.00	PASS	
	1	49		22.66	0.98	23.64	1.00	30.00	PASS	
	1	99		22.65	0.98	23.63	1.00	30.00	PASS	
	50	0		22.62	0.98	23.60	1.00	30.00	PASS	
	50	24		22.46	0.98	23.44	1.00	30.00	PASS	
	50	49		22.45	0.98	23.43	1.00	30.00	PASS	
	100	0		22.44	0.98	23.42	1.00	30.00	PASS	
	1	0	16QAM	22.66	0.98	23.64	1.00	30.00	PASS	
	1	49		22.56	0.98	23.54	1.00	30.00	PASS	
	1	99		22.51	0.98	23.49	1.00	30.00	PASS	
	50	0		22.57	0.98	23.55	1.00	30.00	PASS	
	50	24		22.29	0.98	23.27	1.00	30.00	PASS	
	50	49		22.32	0.98	23.30	1.00	30.00	PASS	
	100	0		22.43	0.98	23.41	1.00	30.00	PASS	
	1	0	QPSK	22.80	0.98	23.78	1.00	30.00	PASS	
	1	49		22.66	0.98	23.64	1.00	30.00	PASS	
	1	99		22.58	0.98	23.56	1.00	30.00	PASS	
	50	0		22.48	0.98	23.46	1.00	30.00	PASS	
	50	24		22.39	0.98	23.37	1.00	30.00	PASS	
	50	49		22.35	0.98	23.33	1.00	30.00	PASS	
	100	0		22.23	0.98	23.21	1.00	30.00	PASS	
	1	0	16QAM	22.71	0.98	23.69	1.00	30.00	PASS	
1	49	22.59		0.98	23.57	1.00	30.00	PASS		
1	99	22.55		0.98	23.53	1.00	30.00	PASS		
50	0	22.28		0.98	23.26	1.00	30.00	PASS		
50	24	22.30		0.98	23.28	1.00	30.00	PASS		
50	49	22.32		0.98	23.30	1.00	30.00	PASS		
100	0	22.04		0.98	23.02	1.00	30.00	PASS		



Radiated Power (ERP) for LTE Band 5 /1.4M										
BW (MHz)	UL Channel	RB Size	RB offset	Modulation	Conduction AVG Power(dBm)	Ant Gain (dBi)	ERP (dBm)	ERP Limit(W)	ERP Limit(dBm)	Verdict
1.4	Lowest	1	0	QPSK	24.38	0.27	22.50	7.00	38.45	PASS
		1	2		24.34	0.27	22.46	7.00	38.45	PASS
		1	5		24.19	0.27	22.31	7.00	38.45	PASS
		3	0		24.15	0.27	22.27	7.00	38.45	PASS
		3	1		23.98	0.27	22.10	7.00	38.45	PASS
		3	2		23.85	0.27	21.97	7.00	38.45	PASS
		6	0		23.83	0.27	21.95	7.00	38.45	PASS
		1	0	16QAM	24.35	0.27	22.47	7.00	38.45	PASS
		1	2		24.24	0.27	22.36	7.00	38.45	PASS
		1	5		24.09	0.27	22.21	7.00	38.45	PASS
		3	0		23.99	0.27	22.11	7.00	38.45	PASS
		3	1		23.94	0.27	22.06	7.00	38.45	PASS
		3	2		23.73	0.27	21.85	7.00	38.45	PASS
		6	0		23.80	0.27	21.92	7.00	38.45	PASS
	Middle	QPSK	1	0	24.32	0.27	22.44	7.00	38.45	PASS
			1	2	24.17	0.27	22.29	7.00	38.45	PASS
			1	5	24.03	0.27	22.15	7.00	38.45	PASS
			3	0	23.97	0.27	22.09	7.00	38.45	PASS
			3	1	23.84	0.27	21.96	7.00	38.45	PASS
			3	2	23.83	0.27	21.95	7.00	38.45	PASS
			6	0	23.81	0.27	21.93	7.00	38.45	PASS
		16QAM	1	0	24.16	0.27	22.28	7.00	38.45	PASS
			1	2	23.99	0.27	22.11	7.00	38.45	PASS
			1	5	23.98	0.27	22.10	7.00	38.45	PASS
			3	0	23.88	0.27	22.00	7.00	38.45	PASS
			3	1	23.81	0.27	21.93	7.00	38.45	PASS
			3	2	23.71	0.27	21.83	7.00	38.45	PASS
			6	0	23.69	0.27	21.81	7.00	38.45	PASS
	Highest	QPSK	1	0	24.34	0.27	22.46	7.00	38.45	PASS
			1	2	24.15	0.27	22.27	7.00	38.45	PASS
			1	5	23.96	0.27	22.08	7.00	38.45	PASS
			3	0	23.79	0.27	21.91	7.00	38.45	PASS
			3	1	23.62	0.27	21.74	7.00	38.45	PASS
			3	2	23.45	0.27	21.57	7.00	38.45	PASS
			6	0	23.36	0.27	21.48	7.00	38.45	PASS
		16QAM	1	0	24.20	0.27	22.32	7.00	38.45	PASS
			1	2	24.01	0.27	22.13	7.00	38.45	PASS
			1	5	23.94	0.27	22.06	7.00	38.45	PASS
			3	0	23.59	0.27	21.71	7.00	38.45	PASS
			3	1	23.59	0.27	21.71	7.00	38.45	PASS
			3	2	23.34	0.27	21.46	7.00	38.45	PASS
			6	0	23.35	0.27	21.47	7.00	38.45	PASS



Radiated Power (ERP) for LTE Band 5 /3M										
BW (MHz)	UL Channel	RB Size	RB offset	Modulation	Conduction AVG Power(dBm)	Ant Gain (dBi)	ERP (dBm)	ERP Limit(W)	ERP Limit(dBm)	Verdict
3	Lowest	1	0	QPSK	24.21	0.27	22.33	7.00	38.45	PASS
		1	7		24.12	0.27	22.24	7.00	38.45	PASS
		1	14		24.06	0.27	22.18	7.00	38.45	PASS
		8	0		23.91	0.27	22.03	7.00	38.45	PASS
		8	4		23.73	0.27	21.85	7.00	38.45	PASS
		8	7		23.70	0.27	21.82	7.00	38.45	PASS
		15	0		23.58	0.27	21.70	7.00	38.45	PASS
		1	0	16QAM	24.10	0.27	22.22	7.00	38.45	PASS
		1	7		24.12	0.27	22.24	7.00	38.45	PASS
		1	14		24.04	0.27	22.16	7.00	38.45	PASS
		8	0		23.79	0.27	21.91	7.00	38.45	PASS
		8	4		23.64	0.27	21.76	7.00	38.45	PASS
		8	7		23.54	0.27	21.66	7.00	38.45	PASS
		15	0		23.56	0.27	21.68	7.00	38.45	PASS
		Middle	QPSK	1	0	24.41	0.27	22.53	7.00	38.45
	1			7	24.26	0.27	22.38	7.00	38.45	PASS
	1			14	24.24	0.27	22.36	7.00	38.45	PASS
	8			0	24.10	0.27	22.22	7.00	38.45	PASS
	8			4	23.90	0.27	22.02	7.00	38.45	PASS
	8			7	23.86	0.27	21.98	7.00	38.45	PASS
	15			0	23.83	0.27	21.95	7.00	38.45	PASS
	16QAM		1	0	24.41	0.27	22.53	7.00	38.45	PASS
			1	7	24.11	0.27	22.23	7.00	38.45	PASS
			1	14	24.10	0.27	22.22	7.00	38.45	PASS
			8	0	23.97	0.27	22.09	7.00	38.45	PASS
			8	4	23.89	0.27	22.01	7.00	38.45	PASS
			8	7	23.69	0.27	21.81	7.00	38.45	PASS
			15	0	23.77	0.27	21.89	7.00	38.45	PASS
			Highest	QPSK	1	0	24.27	0.27	22.39	7.00
	1	7			24.27	0.27	22.39	7.00	38.45	PASS
	1	14			24.20	0.27	22.32	7.00	38.45	PASS
	8	0			24.11	0.27	22.23	7.00	38.45	PASS
	8	4			24.07	0.27	22.19	7.00	38.45	PASS
	8	7			23.92	0.27	22.04	7.00	38.45	PASS
	15	0			23.82	0.27	21.94	7.00	38.45	PASS
	16QAM	1		0	24.09	0.27	22.21	7.00	38.45	PASS
1		7		24.08	0.27	22.20	7.00	38.45	PASS	
1		14		24.13	0.27	22.25	7.00	38.45	PASS	
8		0		23.94	0.27	22.06	7.00	38.45	PASS	
8		4		23.95	0.27	22.07	7.00	38.45	PASS	
8		7		23.78	0.27	21.90	7.00	38.45	PASS	
15		0		23.67	0.27	21.79	7.00	38.45	PASS	



Radiated Power (ERP) for LTE Band 5 /5M											
BW (MHz)	UL Channel	RB Size	RB offset	Modulation	Conduction AVG Power(dBm)	Ant Gain (dBi)	ERP (dBm)	ERP Limit(W)	ERP Limit(dBm)	Verdict	
5	Lowest	1	0	QPSK	24.30	0.27	22.42	7.00	38.45	PASS	
		1	12		24.28	0.27	22.40	7.00	38.45	PASS	
		1	24		24.20	0.27	22.32	7.00	38.45	PASS	
		12	0		24.05	0.27	22.17	7.00	38.45	PASS	
		12	6		23.95	0.27	22.07	7.00	38.45	PASS	
		12	11		23.76	0.27	21.88	7.00	38.45	PASS	
		25	0	23.65	0.27	21.77	7.00	38.45	PASS		
		1	0	16QAM	24.21	0.27	22.33	7.00	38.45	PASS	
		1	12		24.11	0.27	22.23	7.00	38.45	PASS	
		1	24		24.06	0.27	22.18	7.00	38.45	PASS	
		12	0		23.90	0.27	22.02	7.00	38.45	PASS	
		12	6		23.84	0.27	21.96	7.00	38.45	PASS	
		12	11		23.67	0.27	21.79	7.00	38.45	PASS	
		25	0	23.56	0.27	21.68	7.00	38.45	PASS		
		Middle	QPSK	1	0	24.19	0.27	22.31	7.00	38.45	PASS
				1	12	24.09	0.27	22.21	7.00	38.45	PASS
				1	24	24.08	0.27	22.20	7.00	38.45	PASS
				12	0	24.01	0.27	22.13	7.00	38.45	PASS
	12			6	23.97	0.27	22.09	7.00	38.45	PASS	
	12			11	23.79	0.27	21.91	7.00	38.45	PASS	
	25		0	23.72	0.27	21.84	7.00	38.45	PASS		
	16QAM		1	0	24.08	0.27	22.20	7.00	38.45	PASS	
			1	12	24.04	0.27	22.16	7.00	38.45	PASS	
			1	24	23.92	0.27	22.04	7.00	38.45	PASS	
			12	0	23.99	0.27	22.11	7.00	38.45	PASS	
			12	6	23.78	0.27	21.90	7.00	38.45	PASS	
			12	11	23.71	0.27	21.83	7.00	38.45	PASS	
	25		0	23.71	0.27	21.83	7.00	38.45	PASS		
	Highest		QPSK	1	0	24.53	0.27	22.65	7.00	38.45	PASS
				1	12	24.51	0.27	22.63	7.00	38.45	PASS
				1	24	24.50	0.27	22.62	7.00	38.45	PASS
				12	0	24.45	0.27	22.57	7.00	38.45	PASS
		12		6	24.36	0.27	22.48	7.00	38.45	PASS	
		12		11	24.20	0.27	22.32	7.00	38.45	PASS	
		25	0	24.18	0.27	22.30	7.00	38.45	PASS		
		16QAM	1	0	24.51	0.27	22.63	7.00	38.45	PASS	
			1	12	24.37	0.27	22.49	7.00	38.45	PASS	
			1	24	24.31	0.27	22.43	7.00	38.45	PASS	
			12	0	24.44	0.27	22.56	7.00	38.45	PASS	
			12	6	24.32	0.27	22.44	7.00	38.45	PASS	
			12	11	24.11	0.27	22.23	7.00	38.45	PASS	
		25	0	24.09	0.27	22.21	7.00	38.45	PASS		



Radiated Power (ERP) for LTE Band 5 /10M										
BW (MHz)	UL Channel	RB Size	RB offset	Modulation	Conduction AVG Power(dBm)	Ant Gain (dBi)	ERP (dBm)	ERP Limit(W)	ERP Limit(dBm)	Verdict
10	Lowest	1	0	QPSK	24.23	0.27	22.35	7.00	38.45	PASS
		1	24		24.20	0.27	22.32	7.00	38.45	PASS
		1	49		24.19	0.27	22.31	7.00	38.45	PASS
		25	0		24.07	0.27	22.19	7.00	38.45	PASS
		25	12		23.93	0.27	22.05	7.00	38.45	PASS
		25	24		23.84	0.27	21.96	7.00	38.45	PASS
		50	0		23.71	0.27	21.83	7.00	38.45	PASS
		1	0	16QAM	24.23	0.27	22.35	7.00	38.45	PASS
		1	24		24.14	0.27	22.26	7.00	38.45	PASS
		1	49		24.06	0.27	22.18	7.00	38.45	PASS
		25	0		23.89	0.27	22.01	7.00	38.45	PASS
		25	12		23.88	0.27	22.00	7.00	38.45	PASS
		25	24		23.81	0.27	21.93	7.00	38.45	PASS
		50	0		23.52	0.27	21.64	7.00	38.45	PASS
	Middle	QPSK	1	0	24.32	0.27	22.44	7.00	38.45	PASS
			1	24	24.21	0.27	22.33	7.00	38.45	PASS
			1	49	24.08	0.27	22.20	7.00	38.45	PASS
			25	0	24.06	0.27	22.18	7.00	38.45	PASS
			25	12	24.02	0.27	22.14	7.00	38.45	PASS
			25	24	23.93	0.27	22.05	7.00	38.45	PASS
			50	0	23.77	0.27	21.89	7.00	38.45	PASS
		16QAM	1	0	24.15	0.27	22.27	7.00	38.45	PASS
			1	24	24.05	0.27	22.17	7.00	38.45	PASS
			1	49	24.04	0.27	22.16	7.00	38.45	PASS
			25	0	23.90	0.27	22.02	7.00	38.45	PASS
			25	12	23.95	0.27	22.07	7.00	38.45	PASS
			25	24	23.83	0.27	21.95	7.00	38.45	PASS
			50	0	23.65	0.27	21.77	7.00	38.45	PASS
	Highest	QPSK	1	0	24.41	0.27	22.53	7.00	38.45	PASS
			1	24	24.33	0.27	22.45	7.00	38.45	PASS
			1	49	24.19	0.27	22.31	7.00	38.45	PASS
			25	0	24.12	0.27	22.24	7.00	38.45	PASS
			25	12	24.03	0.27	22.15	7.00	38.45	PASS
			25	24	23.97	0.27	22.09	7.00	38.45	PASS
			50	0	23.92	0.27	22.04	7.00	38.45	PASS
		16QAM	1	0	24.35	0.27	22.47	7.00	38.45	PASS
1			24	24.31	0.27	22.43	7.00	38.45	PASS	
1			49	24.08	0.27	22.20	7.00	38.45	PASS	
25			0	23.95	0.27	22.07	7.00	38.45	PASS	
25			12	23.90	0.27	22.02	7.00	38.45	PASS	
25			24	23.80	0.27	21.92	7.00	38.45	PASS	
50			0	23.84	0.27	21.96	7.00	38.45	PASS	



Radiated Power (EIRP) for LTE Band 7 /5M										
BW (MHz)	UL Channel	RB Size	RB offset	Modulation	Conduction AVG Power(dBm)	Ant Gain (dBi)	EIRP (dBm)	EIRP Limit(W)	EIRP Limit(dBm)	Verdict
5	Lowest	1	0	QPSK	23.74	1.44	25.18	2.00	33.01	PASS
		1	12		23.68	1.44	25.12	2.00	33.01	PASS
		1	24		23.62	1.44	25.06	2.00	33.01	PASS
		12	0		23.44	1.44	24.88	2.00	33.01	PASS
		12	6		23.37	1.44	24.81	2.00	33.01	PASS
		12	11		23.21	1.44	24.65	2.00	33.01	PASS
		25	0		23.11	1.44	24.55	2.00	33.01	PASS
		1	0	16QAM	23.66	1.44	25.10	2.00	33.01	PASS
		1	12		23.55	1.44	24.99	2.00	33.01	PASS
		1	24		23.44	1.44	24.88	2.00	33.01	PASS
		12	0		23.35	1.44	24.79	2.00	33.01	PASS
		12	6		23.19	1.44	24.63	2.00	33.01	PASS
		12	11		23.11	1.44	24.55	2.00	33.01	PASS
		25	0		22.98	1.44	24.42	2.00	33.01	PASS
	Middle	QPSK	1	0	23.69	1.44	25.13	2.00	33.01	PASS
			1	12	23.57	1.44	25.01	2.00	33.01	PASS
			1	24	23.44	1.44	24.88	2.00	33.01	PASS
			12	0	23.40	1.44	24.84	2.00	33.01	PASS
			12	6	23.34	1.44	24.78	2.00	33.01	PASS
			12	11	23.23	1.44	24.67	2.00	33.01	PASS
			25	0	23.05	1.44	24.49	2.00	33.01	PASS
		16QAM	1	0	23.69	1.44	25.13	2.00	33.01	PASS
			1	12	23.46	1.44	24.90	2.00	33.01	PASS
			1	24	23.37	1.44	24.81	2.00	33.01	PASS
			12	0	23.34	1.44	24.78	2.00	33.01	PASS
			12	6	23.16	1.44	24.60	2.00	33.01	PASS
			12	11	23.09	1.44	24.53	2.00	33.01	PASS
			25	0	23.04	1.44	24.48	2.00	33.01	PASS
	Highest	QPSK	1	0	23.66	1.44	25.10	2.00	33.01	PASS
			1	12	23.48	1.44	24.92	2.00	33.01	PASS
			1	24	23.44	1.44	24.88	2.00	33.01	PASS
			12	0	23.33	1.44	24.77	2.00	33.01	PASS
			12	6	23.30	1.44	24.74	2.00	33.01	PASS
			12	11	23.27	1.44	24.71	2.00	33.01	PASS
			25	0	23.17	1.44	24.61	2.00	33.01	PASS
		16QAM	1	0	23.63	1.44	25.07	2.00	33.01	PASS
1			12	23.40	1.44	24.84	2.00	33.01	PASS	
1			24	23.31	1.44	24.75	2.00	33.01	PASS	
12			0	23.20	1.44	24.64	2.00	33.01	PASS	
12			6	23.19	1.44	24.63	2.00	33.01	PASS	
12			11	23.12	1.44	24.56	2.00	33.01	PASS	
25			0	23.01	1.44	24.45	2.00	33.01	PASS	



Radiated Power (EIRP) for LTE Band 7 /10M										
BW (MHz)	UL Channel	RB Size	RB offset	Modulation	Conduction AVG Power(dBm)	Ant Gain (dBi)	EIRP (dBm)	EIRP Limit(W)	EIRP Limit(dBm)	Verdict
10	Lowest	1	0	QPSK	23.66	1.44	25.10	2.00	33.01	PASS
		1	24		23.48	1.44	24.92	2.00	33.01	PASS
		1	49		23.46	1.44	24.90	2.00	33.01	PASS
		25	0		23.35	1.44	24.79	2.00	33.01	PASS
		25	12		23.35	1.44	24.79	2.00	33.01	PASS
		25	24		23.29	1.44	24.73	2.00	33.01	PASS
		50	0		23.18	1.44	24.62	2.00	33.01	PASS
		1	0	16QAM	23.63	1.44	25.07	2.00	33.01	PASS
		1	24		23.35	1.44	24.79	2.00	33.01	PASS
		1	49		23.29	1.44	24.73	2.00	33.01	PASS
		25	0		23.15	1.44	24.59	2.00	33.01	PASS
		25	12		23.17	1.44	24.61	2.00	33.01	PASS
		25	24		23.22	1.44	24.66	2.00	33.01	PASS
		50	0		23.04	1.44	24.48	2.00	33.01	PASS
	Middle	QPSK	1	0	23.70	1.44	25.14	2.00	33.01	PASS
			1	24	23.64	1.44	25.08	2.00	33.01	PASS
			1	49	23.52	1.44	24.96	2.00	33.01	PASS
			25	0	23.41	1.44	24.85	2.00	33.01	PASS
			25	12	23.23	1.44	24.67	2.00	33.01	PASS
			25	24	23.09	1.44	24.53	2.00	33.01	PASS
			50	0	22.89	1.44	24.33	2.00	33.01	PASS
		16QAM	1	0	23.66	1.44	25.10	2.00	33.01	PASS
			1	24	23.49	1.44	24.93	2.00	33.01	PASS
			1	49	23.39	1.44	24.83	2.00	33.01	PASS
			25	0	23.28	1.44	24.72	2.00	33.01	PASS
			25	12	23.16	1.44	24.60	2.00	33.01	PASS
			25	24	22.95	1.44	24.39	2.00	33.01	PASS
			50	0	22.78	1.44	24.22	2.00	33.01	PASS
	Highest	QPSK	1	0	23.66	1.44	25.10	2.00	33.01	PASS
			1	24	23.51	1.44	24.95	2.00	33.01	PASS
			1	49	23.48	1.44	24.92	2.00	33.01	PASS
			25	0	23.44	1.44	24.88	2.00	33.01	PASS
			25	12	23.41	1.44	24.85	2.00	33.01	PASS
			25	24	23.34	1.44	24.78	2.00	33.01	PASS
			50	0	23.29	1.44	24.73	2.00	33.01	PASS
		16QAM	1	0	23.49	1.44	24.93	2.00	33.01	PASS
1			24	23.36	1.44	24.80	2.00	33.01	PASS	
1			49	23.42	1.44	24.86	2.00	33.01	PASS	
25			0	23.42	1.44	24.86	2.00	33.01	PASS	
25			12	23.27	1.44	24.71	2.00	33.01	PASS	
25			24	23.25	1.44	24.69	2.00	33.01	PASS	
50			0	23.26	1.44	24.70	2.00	33.01	PASS	



Radiated Power (EIRP) for LTE Band 7 /15M										
BW (MHz)	UL Channel	RB Size	RB offset	Modulation	Conduction AVG Power(dBm)	Ant Gain (dBi)	EIRP (dBm)	EIRP Limit(W)	EIRP Limit(dBm)	Verdict
15	Lowest	1	0	QPSK	23.72	1.44	25.16	2.00	33.01	PASS
		1	37		23.57	1.44	25.01	2.00	33.01	PASS
		1	74		23.52	1.44	24.96	2.00	33.01	PASS
		36	0		23.37	1.44	24.81	2.00	33.01	PASS
		36	18		23.37	1.44	24.81	2.00	33.01	PASS
		36	39		23.33	1.44	24.77	2.00	33.01	PASS
		75	0		23.14	1.44	24.58	2.00	33.01	PASS
		1	0	16QAM	23.56	1.44	25.00	2.00	33.01	PASS
		1	37		23.40	1.44	24.84	2.00	33.01	PASS
		1	74		23.38	1.44	24.82	2.00	33.01	PASS
		36	0		23.32	1.44	24.76	2.00	33.01	PASS
		36	18		23.34	1.44	24.78	2.00	33.01	PASS
		36	39		23.29	1.44	24.73	2.00	33.01	PASS
		75	0		23.11	1.44	24.55	2.00	33.01	PASS
	Middle	1	0	QPSK	23.72	1.44	25.16	2.00	33.01	PASS
		1	37		23.62	1.44	25.06	2.00	33.01	PASS
		1	74		23.53	1.44	24.97	2.00	33.01	PASS
		36	0		23.45	1.44	24.89	2.00	33.01	PASS
		36	18		23.31	1.44	24.75	2.00	33.01	PASS
		36	39		23.30	1.44	24.74	2.00	33.01	PASS
		75	0		23.15	1.44	24.59	2.00	33.01	PASS
		1	0	16QAM	23.70	1.44	25.14	2.00	33.01	PASS
		1	37		23.55	1.44	24.99	2.00	33.01	PASS
		1	74		23.39	1.44	24.83	2.00	33.01	PASS
		36	0		23.34	1.44	24.78	2.00	33.01	PASS
		36	18		23.26	1.44	24.70	2.00	33.01	PASS
		36	39		23.26	1.44	24.70	2.00	33.01	PASS
		75	0		23.01	1.44	24.45	2.00	33.01	PASS
	Highest	1	0	QPSK	23.69	1.44	25.13	2.00	33.01	PASS
		1	37		23.52	1.44	24.96	2.00	33.01	PASS
		1	74		23.40	1.44	24.84	2.00	33.01	PASS
		36	0		23.20	1.44	24.64	2.00	33.01	PASS
		36	18		23.20	1.44	24.64	2.00	33.01	PASS
		36	39		23.03	1.44	24.47	2.00	33.01	PASS
		75	0		22.90	1.44	24.34	2.00	33.01	PASS
		1	0	16QAM	23.61	1.44	25.05	2.00	33.01	PASS
1		37	23.50		1.44	24.94	2.00	33.01	PASS	
1		74	23.38		1.44	24.82	2.00	33.01	PASS	
36		0	23.18		1.44	24.62	2.00	33.01	PASS	
36		18	23.18		1.44	24.62	2.00	33.01	PASS	
36		39	22.92		1.44	24.36	2.00	33.01	PASS	
75		0	22.86		1.44	24.30	2.00	33.01	PASS	



Radiated Power (EIRP) for LTE Band 7 /20M										
BW (MHz)	UL Channel	RB Size	RB offset	Modulation	Conduction AVG Power(dBm)	Ant Gain (dBi)	EIRP (dBm)	EIRP Limit(W)	EIRP Limit(dBm)	Verdict
20	Lowest	1	0	QPSK	23.73	1.44	25.17	2.00	33.01	PASS
		1	49		23.62	1.44	25.06	2.00	33.01	PASS
		1	99		23.43	1.44	24.87	2.00	33.01	PASS
		50	0		23.25	1.44	24.69	2.00	33.01	PASS
		50	24		23.08	1.44	24.52	2.00	33.01	PASS
		50	49		22.89	1.44	24.33	2.00	33.01	PASS
		100	0	22.84	1.44	24.28	2.00	33.01	PASS	
		1	0	16QAM	23.64	1.44	25.08	2.00	33.01	PASS
		1	49		23.49	1.44	24.93	2.00	33.01	PASS
		1	99		23.30	1.44	24.74	2.00	33.01	PASS
		50	0		23.19	1.44	24.63	2.00	33.01	PASS
		50	24		23.07	1.44	24.51	2.00	33.01	PASS
	50	49	22.80		1.44	24.24	2.00	33.01	PASS	
	100	0	22.69	1.44	24.13	2.00	33.01	PASS		
	1	0	QPSK	23.70	1.44	25.14	2.00	33.01	PASS	
	1	49		23.62	1.44	25.06	2.00	33.01	PASS	
	1	99		23.58	1.44	25.02	2.00	33.01	PASS	
	50	0		23.43	1.44	24.87	2.00	33.01	PASS	
	50	24		23.25	1.44	24.69	2.00	33.01	PASS	
	50	49		23.17	1.44	24.61	2.00	33.01	PASS	
	100	0	23.08	1.44	24.52	2.00	33.01	PASS		
	1	0	16QAM	23.60	1.44	25.04	2.00	33.01	PASS	
	1	49		23.45	1.44	24.89	2.00	33.01	PASS	
	1	99		23.55	1.44	24.99	2.00	33.01	PASS	
	50	0		23.28	1.44	24.72	2.00	33.01	PASS	
	50	24		23.24	1.44	24.68	2.00	33.01	PASS	
	50	49		23.00	1.44	24.44	2.00	33.01	PASS	
	100	0	22.88	1.44	24.32	2.00	33.01	PASS		
	1	0	QPSK	23.70	1.44	25.14	2.00	33.01	PASS	
	1	49		23.64	1.44	25.08	2.00	33.01	PASS	
	1	99		23.49	1.44	24.93	2.00	33.01	PASS	
	50	0		23.41	1.44	24.85	2.00	33.01	PASS	
	50	24		23.39	1.44	24.83	2.00	33.01	PASS	
	50	49		23.37	1.44	24.81	2.00	33.01	PASS	
	100	0	23.23	1.44	24.67	2.00	33.01	PASS		
	1	0	16QAM	23.66	1.44	25.10	2.00	33.01	PASS	
1	49	23.51		1.44	24.95	2.00	33.01	PASS		
1	99	23.44		1.44	24.88	2.00	33.01	PASS		
50	0	23.38		1.44	24.82	2.00	33.01	PASS		
50	24	23.38		1.44	24.82	2.00	33.01	PASS		
50	49	23.26		1.44	24.70	2.00	33.01	PASS		
100	0	23.22	1.44	24.66	2.00	33.01	PASS			



Radiated Power (ERP) for LTE Band 12 /1.4M										
BW (MHz)	UL Channel	RB Size	RB offset	Modulation	Conduction AVG Power(dBm)	Ant Gain (dBi)	ERP (dBm)	ERP Limit(W)	ERP Limit(dBm)	Verdict
1.4	Lowest	1	0	QPSK	24.27	0.21	22.33	3.00	34.77	PASS
		1	2		24.10	0.21	22.16	3.00	34.77	PASS
		1	5		24.00	0.21	22.06	3.00	34.77	PASS
		3	0		23.86	0.21	21.92	3.00	34.77	PASS
		3	1		23.67	0.21	21.73	3.00	34.77	PASS
		3	2		23.66	0.21	21.72	3.00	34.77	PASS
		6	0		23.51	0.21	21.57	3.00	34.77	PASS
		1	0	16QAM	24.24	0.21	22.30	3.00	34.77	PASS
		1	2		24.02	0.21	22.08	3.00	34.77	PASS
		1	5		23.88	0.21	21.94	3.00	34.77	PASS
		3	0		23.73	0.21	21.79	3.00	34.77	PASS
		3	1		23.50	0.21	21.56	3.00	34.77	PASS
		3	2		23.53	0.21	21.59	3.00	34.77	PASS
		6	0		23.44	0.21	21.50	3.00	34.77	PASS
	Middle	QPSK	1	0	24.26	0.21	22.32	3.00	34.77	PASS
			1	2	24.10	0.21	22.16	3.00	34.77	PASS
			1	5	23.94	0.21	22.00	3.00	34.77	PASS
			3	0	23.92	0.21	21.98	3.00	34.77	PASS
			3	1	23.89	0.21	21.95	3.00	34.77	PASS
			3	2	23.71	0.21	21.77	3.00	34.77	PASS
			6	0	23.54	0.21	21.60	3.00	34.77	PASS
		16QAM	1	0	24.22	0.21	22.28	3.00	34.77	PASS
			1	2	23.96	0.21	22.02	3.00	34.77	PASS
			1	5	23.79	0.21	21.85	3.00	34.77	PASS
			3	0	23.76	0.21	21.82	3.00	34.77	PASS
			3	1	23.81	0.21	21.87	3.00	34.77	PASS
			3	2	23.61	0.21	21.67	3.00	34.77	PASS
			6	0	23.47	0.21	21.53	3.00	34.77	PASS
	Highest	QPSK	1	0	24.19	0.21	22.25	3.00	34.77	PASS
			1	2	24.06	0.21	22.12	3.00	34.77	PASS
			1	5	23.91	0.21	21.97	3.00	34.77	PASS
			3	0	23.83	0.21	21.89	3.00	34.77	PASS
			3	1	23.66	0.21	21.72	3.00	34.77	PASS
			3	2	23.47	0.21	21.53	3.00	34.77	PASS
			6	0	23.40	0.21	21.46	3.00	34.77	PASS
		16QAM	1	0	24.18	0.21	22.24	3.00	34.77	PASS
1			2	24.00	0.21	22.06	3.00	34.77	PASS	
1			5	23.83	0.21	21.89	3.00	34.77	PASS	
3			0	23.69	0.21	21.75	3.00	34.77	PASS	
3			1	23.49	0.21	21.55	3.00	34.77	PASS	
3			2	23.40	0.21	21.46	3.00	34.77	PASS	
6			0	23.23	0.21	21.29	3.00	34.77	PASS	



Radiated Power (ERP) for LTE Band 12 /3M										
BW (MHz)	UL Channel	RB Size	RB offset	Modulation	Conduction AVG Power(dBm)	Ant Gain (dBi)	ERP (dBm)	ERP Limit(W)	ERP Limit(dBm)	Verdict
3	Lowest	1	0	QPSK	24.19	0.21	22.25	3.00	34.77	PASS
		1	7		24.06	0.21	22.12	3.00	34.77	PASS
		1	14		23.89	0.21	21.95	3.00	34.77	PASS
		8	0		23.85	0.21	21.91	3.00	34.77	PASS
		8	4		23.75	0.21	21.81	3.00	34.77	PASS
		8	7		23.57	0.21	21.63	3.00	34.77	PASS
		15	0	23.50	0.21	21.56	3.00	34.77	PASS	
		1	0	16QAM	24.06	0.21	22.12	3.00	34.77	PASS
		1	7		23.87	0.21	21.93	3.00	34.77	PASS
		1	14		23.76	0.21	21.82	3.00	34.77	PASS
		8	0		23.82	0.21	21.88	3.00	34.77	PASS
		8	4		23.67	0.21	21.73	3.00	34.77	PASS
		8	7		23.54	0.21	21.60	3.00	34.77	PASS
		15	0	23.31	0.21	21.37	3.00	34.77	PASS	
		Middle	QPSK	1	0	24.20	0.21	22.26	3.00	34.77
	1			7	24.04	0.21	22.10	3.00	34.77	PASS
	1			14	23.86	0.21	21.92	3.00	34.77	PASS
	8			0	23.75	0.21	21.81	3.00	34.77	PASS
	8			4	23.62	0.21	21.68	3.00	34.77	PASS
	8			7	23.56	0.21	21.62	3.00	34.77	PASS
	15		0	23.44	0.21	21.50	3.00	34.77	PASS	
	16QAM		1	0	24.18	0.21	22.24	3.00	34.77	PASS
			1	7	23.90	0.21	21.96	3.00	34.77	PASS
			1	14	23.66	0.21	21.72	3.00	34.77	PASS
			8	0	23.69	0.21	21.75	3.00	34.77	PASS
			8	4	23.46	0.21	21.52	3.00	34.77	PASS
			8	7	23.51	0.21	21.57	3.00	34.77	PASS
	15		0	23.41	0.21	21.47	3.00	34.77	PASS	
	Highest		QPSK	1	0	24.26	0.21	22.32	3.00	34.77
		1		7	24.09	0.21	22.15	3.00	34.77	PASS
		1		14	24.08	0.21	22.14	3.00	34.77	PASS
		8		0	23.92	0.21	21.98	3.00	34.77	PASS
		8		4	23.90	0.21	21.96	3.00	34.77	PASS
		8		7	23.83	0.21	21.89	3.00	34.77	PASS
		15	0	23.73	0.21	21.79	3.00	34.77	PASS	
		16QAM	1	0	24.21	0.21	22.27	3.00	34.77	PASS
1			7	24.07	0.21	22.13	3.00	34.77	PASS	
1			14	23.95	0.21	22.01	3.00	34.77	PASS	
8			0	23.86	0.21	21.92	3.00	34.77	PASS	
8			4	23.71	0.21	21.77	3.00	34.77	PASS	
8			7	23.82	0.21	21.88	3.00	34.77	PASS	
15		0	23.56	0.21	21.62	3.00	34.77	PASS		



Radiated Power (ERP) for LTE Band 12 /5M										
BW (MHz)	UL Channel	RB Size	RB offset	Modulation	Conduction AVG Power(dBm)	Ant Gain (dBi)	ERP (dBm)	ERP Limit(W)	ERP Limit(dBm)	Verdict
5	Lowest	1	0	QPSK	24.32	0.21	22.38	3.00	34.77	PASS
		1	12		24.16	0.21	22.22	3.00	34.77	PASS
		1	24		24.01	0.21	22.07	3.00	34.77	PASS
		12	0		23.89	0.21	21.95	3.00	34.77	PASS
		12	6		23.77	0.21	21.83	3.00	34.77	PASS
		12	11		23.76	0.21	21.82	3.00	34.77	PASS
		25	0		23.68	0.21	21.74	3.00	34.77	PASS
		1	0	16QAM	23.98	0.21	22.04	3.00	34.77	PASS
		1	12		23.98	0.21	22.04	3.00	34.77	PASS
		1	24		23.87	0.21	21.93	3.00	34.77	PASS
		12	0		23.85	0.21	21.91	3.00	34.77	PASS
		12	6		23.60	0.21	21.66	3.00	34.77	PASS
		12	11		23.72	0.21	21.78	3.00	34.77	PASS
		25	0		23.49	0.21	21.55	3.00	34.77	PASS
	Middle	QPSK	1	0	24.18	0.21	22.24	3.00	34.77	PASS
			1	12	24.07	0.21	22.13	3.00	34.77	PASS
			1	24	23.97	0.21	22.03	3.00	34.77	PASS
			12	0	23.94	0.21	22.00	3.00	34.77	PASS
			12	6	23.85	0.21	21.91	3.00	34.77	PASS
			12	11	23.76	0.21	21.82	3.00	34.77	PASS
			25	0	23.59	0.21	21.65	3.00	34.77	PASS
		16QAM	1	0	24.12	0.21	22.18	3.00	34.77	PASS
			1	12	24.04	0.21	22.10	3.00	34.77	PASS
			1	24	23.84	0.21	21.90	3.00	34.77	PASS
			12	0	23.89	0.21	21.95	3.00	34.77	PASS
			12	6	23.73	0.21	21.79	3.00	34.77	PASS
			12	11	23.60	0.21	21.66	3.00	34.77	PASS
			25	0	23.40	0.21	21.46	3.00	34.77	PASS
	Highest	QPSK	1	0	24.24	0.21	22.30	3.00	34.77	PASS
			1	12	24.18	0.21	22.24	3.00	34.77	PASS
			1	24	24.07	0.21	22.13	3.00	34.77	PASS
			12	0	24.01	0.21	22.07	3.00	34.77	PASS
			12	6	23.94	0.21	22.00	3.00	34.77	PASS
			12	11	23.88	0.21	21.94	3.00	34.77	PASS
			25	0	23.73	0.21	21.79	3.00	34.77	PASS
		16QAM	1	0	24.12	0.21	22.18	3.00	34.77	PASS
1			12	24.02	0.21	22.08	3.00	34.77	PASS	
1			24	23.94	0.21	22.00	3.00	34.77	PASS	
12			0	23.85	0.21	21.91	3.00	34.77	PASS	
12			6	23.80	0.21	21.86	3.00	34.77	PASS	
12			11	23.73	0.21	21.79	3.00	34.77	PASS	
25			0	23.60	0.21	21.66	3.00	34.77	PASS	



Radiated Power (ERP) for LTE Band 12 /10M										
BW (MHz)	UL Channel	RB Size	RB offset	Modulation	Conduction AVG Power(dBm)	Ant Gain (dBi)	ERP (dBm)	ERP Limit(W)	ERP Limit(dBm)	Verdict
10	Lowest	1	0	QPSK	24.18	0.21	22.24	3.00	34.77	PASS
		1	24		24.11	0.21	22.17	3.00	34.77	PASS
		1	49		24.00	0.21	22.06	3.00	34.77	PASS
		25	0		23.86	0.21	21.92	3.00	34.77	PASS
		25	12		23.80	0.21	21.86	3.00	34.77	PASS
		25	24		23.68	0.21	21.74	3.00	34.77	PASS
		50	0		23.61	0.21	21.67	3.00	34.77	PASS
		1	0	16QAM	24.14	0.21	22.20	3.00	34.77	PASS
		1	24		23.98	0.21	22.04	3.00	34.77	PASS
		1	49		23.86	0.21	21.92	3.00	34.77	PASS
		25	0		23.73	0.21	21.79	3.00	34.77	PASS
		25	12		23.76	0.21	21.82	3.00	34.77	PASS
		25	24		23.54	0.21	21.60	3.00	34.77	PASS
		50	0		23.60	0.21	21.66	3.00	34.77	PASS
	Middle	QPSK	1	0	24.17	0.21	22.23	3.00	34.77	PASS
			1	24	23.98	0.21	22.04	3.00	34.77	PASS
			1	49	23.81	0.21	21.87	3.00	34.77	PASS
			25	0	23.66	0.21	21.72	3.00	34.77	PASS
			25	12	23.62	0.21	21.68	3.00	34.77	PASS
			25	24	23.50	0.21	21.56	3.00	34.77	PASS
			50	0	23.45	0.21	21.51	3.00	34.77	PASS
		16QAM	1	0	24.13	0.21	22.19	3.00	34.77	PASS
			1	24	23.86	0.21	21.92	3.00	34.77	PASS
			1	49	23.67	0.21	21.73	3.00	34.77	PASS
			25	0	23.50	0.21	21.56	3.00	34.77	PASS
			25	12	23.49	0.21	21.55	3.00	34.77	PASS
			25	24	23.41	0.21	21.47	3.00	34.77	PASS
			50	0	23.43	0.21	21.49	3.00	34.77	PASS
	Highest	QPSK	1	0	24.25	0.21	22.31	3.00	34.77	PASS
			1	24	24.09	0.21	22.15	3.00	34.77	PASS
			1	49	24.02	0.21	22.08	3.00	34.77	PASS
			25	0	23.96	0.21	22.02	3.00	34.77	PASS
			25	12	23.76	0.21	21.82	3.00	34.77	PASS
			25	24	23.57	0.21	21.63	3.00	34.77	PASS
			50	0	23.43	0.21	21.49	3.00	34.77	PASS
		16QAM	1	0	24.05	0.21	22.11	3.00	34.77	PASS
1			24	24.03	0.21	22.09	3.00	34.77	PASS	
1			49	23.83	0.21	21.89	3.00	34.77	PASS	
25			0	23.91	0.21	21.97	3.00	34.77	PASS	
25			12	23.64	0.21	21.70	3.00	34.77	PASS	
25			24	23.42	0.21	21.48	3.00	34.77	PASS	
50			0	23.35	0.21	21.41	3.00	34.77	PASS	



Radiated Power (ERP) for LTE Band 17 /5M										
BW (MHz)	UL Channel	RB Size	RB offset	Modulation	Conduction AVG Power(dBm)	Ant Gain (dBi)	ERP (dBm)	ERP Limit(W)	ERP Limit(dBm)	Verdict
5	Lowest	1	0	QPSK	24.31	0.21	22.37	3.00	34.77	PASS
		1	12		24.29	0.21	22.35	3.00	34.77	PASS
		1	24		24.19	0.21	22.25	3.00	34.77	PASS
		12	0		24.07	0.21	22.13	3.00	34.77	PASS
		12	6		23.99	0.21	22.05	3.00	34.77	PASS
		12	11		23.96	0.21	22.02	3.00	34.77	PASS
		25	0	23.84	0.21	21.90	3.00	34.77	PASS	
		1	0	16QAM	24.24	0.21	22.30	3.00	34.77	PASS
		1	12		24.18	0.21	22.24	3.00	34.77	PASS
		1	24		24.04	0.21	22.10	3.00	34.77	PASS
		12	0		23.94	0.21	22.00	3.00	34.77	PASS
		12	6		23.90	0.21	21.96	3.00	34.77	PASS
	12	11	23.94		0.21	22.00	3.00	34.77	PASS	
	25	0	23.82	0.21	21.88	3.00	34.77	PASS		
	Middle	QPSK	1	0	24.32	0.21	22.38	3.00	34.77	PASS
			1	12	24.18	0.21	22.24	3.00	34.77	PASS
			1	24	24.03	0.21	22.09	3.00	34.77	PASS
			12	0	23.92	0.21	21.98	3.00	34.77	PASS
			12	6	23.75	0.21	21.81	3.00	34.77	PASS
			12	11	23.65	0.21	21.71	3.00	34.77	PASS
		25	0	23.54	0.21	21.60	3.00	34.77	PASS	
		16QAM	1	0	24.13	0.21	22.19	3.00	34.77	PASS
			1	12	24.06	0.21	22.12	3.00	34.77	PASS
			1	24	23.87	0.21	21.93	3.00	34.77	PASS
			12	0	23.89	0.21	21.95	3.00	34.77	PASS
			12	6	23.68	0.21	21.74	3.00	34.77	PASS
	12		11	23.61	0.21	21.67	3.00	34.77	PASS	
	25	0	23.41	0.21	21.47	3.00	34.77	PASS		
	Highest	QPSK	1	0	24.27	0.21	22.33	3.00	34.77	PASS
			1	12	24.26	0.21	22.32	3.00	34.77	PASS
			1	24	24.10	0.21	22.16	3.00	34.77	PASS
			12	0	23.93	0.21	21.99	3.00	34.77	PASS
			12	6	23.78	0.21	21.84	3.00	34.77	PASS
			12	11	23.71	0.21	21.77	3.00	34.77	PASS
		25	0	23.56	0.21	21.62	3.00	34.77	PASS	
		16QAM	1	0	24.21	0.21	22.27	3.00	34.77	PASS
1			12	24.12	0.21	22.18	3.00	34.77	PASS	
1			24	23.95	0.21	22.01	3.00	34.77	PASS	
12			0	23.81	0.21	21.87	3.00	34.77	PASS	
12			6	23.60	0.21	21.66	3.00	34.77	PASS	
12	11		23.54	0.21	21.60	3.00	34.77	PASS		
25	0	23.46	0.21	21.52	3.00	34.77	PASS			



Radiated Power (ERP) for LTE Band 17 /10M										
BW (MHz)	UL Channel	RB Size	RB offset	Modulation	Conduction AVG Power(dBm)	Ant Gain (dBi)	ERP (dBm)	ERP Limit(W)	ERP Limit(dBm)	Verdict
10	Lowest	1	0	QPSK	24.26	0.21	22.32	3.00	34.77	PASS
		1	24		24.23	0.21	22.29	3.00	34.77	PASS
		1	49		24.06	0.21	22.12	3.00	34.77	PASS
		25	0		23.98	0.21	22.04	3.00	34.77	PASS
		25	12		23.88	0.21	21.94	3.00	34.77	PASS
		25	24		23.81	0.21	21.87	3.00	34.77	PASS
		50	0		23.63	0.21	21.69	3.00	34.77	PASS
		1	0	16QAM	24.21	0.21	22.27	3.00	34.77	PASS
		1	24		24.03	0.21	22.09	3.00	34.77	PASS
		1	49		24.03	0.21	22.09	3.00	34.77	PASS
		25	0		23.81	0.21	21.87	3.00	34.77	PASS
		25	12		23.74	0.21	21.80	3.00	34.77	PASS
		25	24		23.64	0.21	21.70	3.00	34.77	PASS
		50	0		23.54	0.21	21.60	3.00	34.77	PASS
	Middle	QPSK	1	0	24.31	0.21	22.37	3.00	34.77	PASS
			1	24	24.25	0.21	22.31	3.00	34.77	PASS
			1	49	24.05	0.21	22.11	3.00	34.77	PASS
			25	0	23.88	0.21	21.94	3.00	34.77	PASS
			25	12	23.80	0.21	21.86	3.00	34.77	PASS
			25	24	23.74	0.21	21.80	3.00	34.77	PASS
			50	0	23.72	0.21	21.78	3.00	34.77	PASS
		16QAM	1	0	24.12	0.21	22.18	3.00	34.77	PASS
			1	24	24.11	0.21	22.17	3.00	34.77	PASS
			1	49	23.85	0.21	21.91	3.00	34.77	PASS
			25	0	23.71	0.21	21.77	3.00	34.77	PASS
			25	12	23.78	0.21	21.84	3.00	34.77	PASS
			25	24	23.74	0.21	21.80	3.00	34.77	PASS
			50	0	23.70	0.21	21.76	3.00	34.77	PASS
	Highest	QPSK	1	0	24.31	0.21	22.37	3.00	34.77	PASS
			1	24	24.13	0.21	22.19	3.00	34.77	PASS
			1	49	24.05	0.21	22.11	3.00	34.77	PASS
			25	0	23.87	0.21	21.93	3.00	34.77	PASS
			25	12	23.86	0.21	21.92	3.00	34.77	PASS
			25	24	23.72	0.21	21.78	3.00	34.77	PASS
			50	0	23.59	0.21	21.65	3.00	34.77	PASS
		16QAM	1	0	24.19	0.21	22.25	3.00	34.77	PASS
1			24	23.94	0.21	22.00	3.00	34.77	PASS	
1			49	24.01	0.21	22.07	3.00	34.77	PASS	
25			0	23.67	0.21	21.73	3.00	34.77	PASS	
25			12	23.72	0.21	21.78	3.00	34.77	PASS	
25			24	23.63	0.21	21.69	3.00	34.77	PASS	
50			0	23.39	0.21	21.45	3.00	34.77	PASS	



Radiated Power (ERP) for LTE Band 26(Part 22) /1.4M										
BW (MHz)	UL Channel	RB Size	RB offset	Modulation	Conduction AVG Power(dBm)	Ant Gain (dBi)	ERP (dBm)	ERP Limit(W)	ERP Limit(dBm)	Verdict
1.4	Lowest	1	0	QPSK	24.44	0.27	22.56	7.00	38.45	PASS
		1	2		24.33	0.27	22.45	7.00	38.45	PASS
		1	5		24.20	0.27	22.32	7.00	38.45	PASS
		3	0		24.20	0.27	22.32	7.00	38.45	PASS
		3	1		24.17	0.27	22.29	7.00	38.45	PASS
		3	2		24.11	0.27	22.23	7.00	38.45	PASS
		6	0		24.02	0.27	22.14	7.00	38.45	PASS
		1	0	16QAM	24.41	0.27	22.53	7.00	38.45	PASS
		1	2		24.18	0.27	22.30	7.00	38.45	PASS
		1	5		24.17	0.27	22.29	7.00	38.45	PASS
		3	0		24.08	0.27	22.20	7.00	38.45	PASS
		3	1		24.07	0.27	22.19	7.00	38.45	PASS
		3	2		24.07	0.27	22.19	7.00	38.45	PASS
		6	0		23.88	0.27	22.00	7.00	38.45	PASS
	Middle	QPSK	1	0	24.45	0.27	22.57	7.00	38.45	PASS
			1	2	24.35	0.27	22.47	7.00	38.45	PASS
			1	5	24.21	0.27	22.33	7.00	38.45	PASS
			3	0	24.12	0.27	22.24	7.00	38.45	PASS
			3	1	24.09	0.27	22.21	7.00	38.45	PASS
			3	2	24.02	0.27	22.14	7.00	38.45	PASS
			6	0	23.84	0.27	21.96	7.00	38.45	PASS
		16QAM	1	0	24.44	0.27	22.56	7.00	38.45	PASS
			1	2	24.25	0.27	22.37	7.00	38.45	PASS
			1	5	24.05	0.27	22.17	7.00	38.45	PASS
			3	0	24.02	0.27	22.14	7.00	38.45	PASS
			3	1	24.02	0.27	22.14	7.00	38.45	PASS
			3	2	23.83	0.27	21.95	7.00	38.45	PASS
			6	0	23.76	0.27	21.88	7.00	38.45	PASS
	Highest	QPSK	1	0	24.27	0.27	22.39	7.00	38.45	PASS
			1	2	24.16	0.27	22.28	7.00	38.45	PASS
			1	5	24.03	0.27	22.15	7.00	38.45	PASS
			3	0	23.92	0.27	22.04	7.00	38.45	PASS
			3	1	23.88	0.27	22.00	7.00	38.45	PASS
			3	2	23.85	0.27	21.97	7.00	38.45	PASS
			6	0	23.79	0.27	21.91	7.00	38.45	PASS
		16QAM	1	0	24.11	0.27	22.23	7.00	38.45	PASS
1			2	23.97	0.27	22.09	7.00	38.45	PASS	
1			5	23.99	0.27	22.11	7.00	38.45	PASS	
3			0	23.90	0.27	22.02	7.00	38.45	PASS	
3			1	23.74	0.27	21.86	7.00	38.45	PASS	
3			2	23.74	0.27	21.86	7.00	38.45	PASS	
6			0	23.75	0.27	21.87	7.00	38.45	PASS	



Radiated Power (ERP) for LTE Band 26(Part 22) /3M										
BW (MHz)	UL Channel	RB Size	RB offset	Modulation	Conduction AVG Power(dBm)	Ant Gain (dBi)	ERP (dBm)	ERP Limit(W)	ERP Limit(dBm)	Verdict
3	Lowest	1	0	QPSK	24.11	0.27	22.23	7.00	38.45	PASS
		1	7		23.98	0.27	22.10	7.00	38.45	PASS
		1	14		23.87	0.27	21.99	7.00	38.45	PASS
		8	0		23.72	0.27	21.84	7.00	38.45	PASS
		8	4		23.52	0.27	21.64	7.00	38.45	PASS
		8	7		23.35	0.27	21.47	7.00	38.45	PASS
		15	0		23.27	0.27	21.39	7.00	38.45	PASS
		1	0	16QAM	24.02	0.27	22.14	7.00	38.45	PASS
		1	7		23.85	0.27	21.97	7.00	38.45	PASS
		1	14		23.74	0.27	21.86	7.00	38.45	PASS
		8	0		23.53	0.27	21.65	7.00	38.45	PASS
		8	4		23.42	0.27	21.54	7.00	38.45	PASS
		8	7		23.18	0.27	21.30	7.00	38.45	PASS
		15	0		23.13	0.27	21.25	7.00	38.45	PASS
		Middle	QPSK	1	0	24.33	0.27	22.45	7.00	38.45
	1			7	24.15	0.27	22.27	7.00	38.45	PASS
	1			14	24.01	0.27	22.13	7.00	38.45	PASS
	8			0	23.88	0.27	22.00	7.00	38.45	PASS
	8			4	23.81	0.27	21.93	7.00	38.45	PASS
	8			7	23.69	0.27	21.81	7.00	38.45	PASS
	15			0	23.65	0.27	21.77	7.00	38.45	PASS
	16QAM		1	0	24.18	0.27	22.30	7.00	38.45	PASS
			1	7	24.01	0.27	22.13	7.00	38.45	PASS
			1	14	23.97	0.27	22.09	7.00	38.45	PASS
			8	0	23.87	0.27	21.99	7.00	38.45	PASS
			8	4	23.68	0.27	21.80	7.00	38.45	PASS
			8	7	23.59	0.27	21.71	7.00	38.45	PASS
			15	0	23.48	0.27	21.60	7.00	38.45	PASS
			Highest	QPSK	1	0	24.39	0.27	22.51	7.00
	1	7			24.36	0.27	22.48	7.00	38.45	PASS
	1	14			24.25	0.27	22.37	7.00	38.45	PASS
	8	0			24.21	0.27	22.33	7.00	38.45	PASS
	8	4			24.18	0.27	22.30	7.00	38.45	PASS
	8	7			24.16	0.27	22.28	7.00	38.45	PASS
	15	0			24.14	0.27	22.26	7.00	38.45	PASS
	16QAM	1		0	24.28	0.27	22.40	7.00	38.45	PASS
1		7		24.34	0.27	22.46	7.00	38.45	PASS	
1		14		24.13	0.27	22.25	7.00	38.45	PASS	
8		0		24.15	0.27	22.27	7.00	38.45	PASS	
8		4		24.11	0.27	22.23	7.00	38.45	PASS	
8		7		24.15	0.27	22.27	7.00	38.45	PASS	
15		0		24.12	0.27	22.24	7.00	38.45	PASS	



Radiated Power (ERP) for LTE Band 26(Part 22) /5M										
BW (MHz)	UL Channel	RB Size	RB offset	Modulation	Conduction AVG Power(dBm)	Ant Gain (dBi)	ERP (dBm)	ERP Limit(W)	ERP Limit(dBm)	Verdict
5	Lowest	1	0	QPSK	24.09	0.27	22.21	7.00	38.45	PASS
		1	12		24.06	0.27	22.18	7.00	38.45	PASS
		1	24		24.01	0.27	22.13	7.00	38.45	PASS
		12	0		23.85	0.27	21.97	7.00	38.45	PASS
		12	6		23.75	0.27	21.87	7.00	38.45	PASS
		12	11		23.71	0.27	21.83	7.00	38.45	PASS
		25	0		23.58	0.27	21.70	7.00	38.45	PASS
		1	0	16QAM	23.96	0.27	22.08	7.00	38.45	PASS
		1	12		24.02	0.27	22.14	7.00	38.45	PASS
		1	24		24.00	0.27	22.12	7.00	38.45	PASS
		12	0		23.67	0.27	21.79	7.00	38.45	PASS
		12	6		23.67	0.27	21.79	7.00	38.45	PASS
		12	11		23.67	0.27	21.79	7.00	38.45	PASS
		25	0		23.57	0.27	21.69	7.00	38.45	PASS
	Middle	QPSK	1	0	24.42	0.27	22.54	7.00	38.45	PASS
			1	12	24.22	0.27	22.34	7.00	38.45	PASS
			1	24	24.08	0.27	22.20	7.00	38.45	PASS
			12	0	23.89	0.27	22.01	7.00	38.45	PASS
			12	6	23.88	0.27	22.00	7.00	38.45	PASS
			12	11	23.78	0.27	21.90	7.00	38.45	PASS
			25	0	23.62	0.27	21.74	7.00	38.45	PASS
		16QAM	1	0	24.35	0.27	22.47	7.00	38.45	PASS
			1	12	24.13	0.27	22.25	7.00	38.45	PASS
			1	24	23.91	0.27	22.03	7.00	38.45	PASS
			12	0	23.78	0.27	21.90	7.00	38.45	PASS
			12	6	23.85	0.27	21.97	7.00	38.45	PASS
			12	11	23.60	0.27	21.72	7.00	38.45	PASS
			25	0	23.43	0.27	21.55	7.00	38.45	PASS
	Highest	QPSK	1	0	24.24	0.27	22.36	7.00	38.45	PASS
			1	12	24.21	0.27	22.33	7.00	38.45	PASS
			1	24	24.14	0.27	22.26	7.00	38.45	PASS
			12	0	24.12	0.27	22.24	7.00	38.45	PASS
			12	6	24.10	0.27	22.22	7.00	38.45	PASS
			12	11	23.91	0.27	22.03	7.00	38.45	PASS
			25	0	23.73	0.27	21.85	7.00	38.45	PASS
		16QAM	1	0	24.15	0.27	22.27	7.00	38.45	PASS
1			12	24.07	0.27	22.19	7.00	38.45	PASS	
1			24	24.02	0.27	22.14	7.00	38.45	PASS	
12			0	23.93	0.27	22.05	7.00	38.45	PASS	
12			6	24.01	0.27	22.13	7.00	38.45	PASS	
12			11	23.75	0.27	21.87	7.00	38.45	PASS	
25			0	23.69	0.27	21.81	7.00	38.45	PASS	



Radiated Power (ERP) for LTE Band 26(Part 22) /10M										
BW (MHz)	UL Channel	RB Size	RB offset	Modulation	Conduction AVG Power(dBm)	Ant Gain (dBi)	ERP (dBm)	ERP Limit(W)	ERP Limit(dBm)	Verdict
10	Lowest	1	0	QPSK	24.38	0.27	22.50	7.00	38.45	PASS
		1	24		24.24	0.27	22.36	7.00	38.45	PASS
		1	49		24.14	0.27	22.26	7.00	38.45	PASS
		25	0		24.09	0.27	22.21	7.00	38.45	PASS
		25	12		24.08	0.27	22.20	7.00	38.45	PASS
		25	24		23.92	0.27	22.04	7.00	38.45	PASS
		50	0		23.80	0.27	21.92	7.00	38.45	PASS
		1	0	16QAM	24.30	0.27	22.42	7.00	38.45	PASS
		1	24		24.12	0.27	22.24	7.00	38.45	PASS
		1	49		24.04	0.27	22.16	7.00	38.45	PASS
		25	0		24.06	0.27	22.18	7.00	38.45	PASS
		25	12		24.01	0.27	22.13	7.00	38.45	PASS
		25	24		23.85	0.27	21.97	7.00	38.45	PASS
		50	0		23.68	0.27	21.80	7.00	38.45	PASS
	Middle	1	0	QPSK	24.37	0.27	22.49	7.00	38.45	PASS
		1	24		24.22	0.27	22.34	7.00	38.45	PASS
		1	49		24.19	0.27	22.31	7.00	38.45	PASS
		25	0		24.03	0.27	22.15	7.00	38.45	PASS
		25	12		23.83	0.27	21.95	7.00	38.45	PASS
		25	24		23.82	0.27	21.94	7.00	38.45	PASS
		50	0		23.70	0.27	21.82	7.00	38.45	PASS
		1	0	16QAM	24.24	0.27	22.36	7.00	38.45	PASS
		1	24		24.15	0.27	22.27	7.00	38.45	PASS
		1	49		24.14	0.27	22.26	7.00	38.45	PASS
		25	0		23.84	0.27	21.96	7.00	38.45	PASS
		25	12		23.66	0.27	21.78	7.00	38.45	PASS
		25	24		23.64	0.27	21.76	7.00	38.45	PASS
		50	0		23.67	0.27	21.79	7.00	38.45	PASS
	Highest	1	0	QPSK	24.33	0.27	22.45	7.00	38.45	PASS
		1	24		24.14	0.27	22.26	7.00	38.45	PASS
		1	49		24.11	0.27	22.23	7.00	38.45	PASS
		25	0		24.05	0.27	22.17	7.00	38.45	PASS
		25	12		23.93	0.27	22.05	7.00	38.45	PASS
		25	24		23.73	0.27	21.85	7.00	38.45	PASS
		50	0		23.73	0.27	21.85	7.00	38.45	PASS
		1	0	16QAM	24.17	0.27	22.29	7.00	38.45	PASS
1		24	24.01		0.27	22.13	7.00	38.45	PASS	
1		49	24.00		0.27	22.12	7.00	38.45	PASS	
25		0	24.01		0.27	22.13	7.00	38.45	PASS	
25		12	23.83		0.27	21.95	7.00	38.45	PASS	
25		24	23.65		0.27	21.77	7.00	38.45	PASS	
50		0	23.56		0.27	21.68	7.00	38.45	PASS	



Radiated Power (ERP) for LTE Band 26(Part 22) /15M										
BW (MHz)	UL Channel	RB Size	RB offset	Modulation	Conduction AVG Power(dBm)	Ant Gain (dBi)	ERP (dBm)	ERP Limit(W)	ERP Limit(dBm)	Verdict
15	Lowest	1	0	QPSK	24.34	0.27	22.46	7.00	38.45	PASS
		1	24		24.20	0.27	22.32	7.00	38.45	PASS
		1	49		24.10	0.27	22.22	7.00	38.45	PASS
		25	0		24.05	0.27	22.17	7.00	38.45	PASS
		25	12		23.88	0.27	22.00	7.00	38.45	PASS
		25	24		23.85	0.27	21.97	7.00	38.45	PASS
		50	0		23.73	0.27	21.85	7.00	38.45	PASS
		1	0	16QAM	24.31	0.27	22.43	7.00	38.45	PASS
		1	24		24.07	0.27	22.19	7.00	38.45	PASS
		1	49		23.99	0.27	22.11	7.00	38.45	PASS
		25	0		23.93	0.27	22.05	7.00	38.45	PASS
		25	12		23.84	0.27	21.96	7.00	38.45	PASS
		25	24		23.76	0.27	21.88	7.00	38.45	PASS
		50	0		23.61	0.27	21.73	7.00	38.45	PASS
	Middle	QPSK	1	0	24.40	0.27	22.52	7.00	38.45	PASS
			1	24	24.23	0.27	22.35	7.00	38.45	PASS
			1	49	24.05	0.27	22.17	7.00	38.45	PASS
			25	0	24.04	0.27	22.16	7.00	38.45	PASS
			25	12	24.02	0.27	22.14	7.00	38.45	PASS
			25	24	24.00	0.27	22.12	7.00	38.45	PASS
			50	0	23.96	0.27	22.08	7.00	38.45	PASS
		16QAM	1	0	24.37	0.27	22.49	7.00	38.45	PASS
			1	24	24.18	0.27	22.30	7.00	38.45	PASS
			1	49	23.94	0.27	22.06	7.00	38.45	PASS
			25	0	23.99	0.27	22.11	7.00	38.45	PASS
			25	12	23.84	0.27	21.96	7.00	38.45	PASS
			25	24	23.83	0.27	21.95	7.00	38.45	PASS
			50	0	23.91	0.27	22.03	7.00	38.45	PASS
	Highest	QPSK	1	0	24.37	0.27	22.49	7.00	38.45	PASS
			1	24	24.36	0.27	22.48	7.00	38.45	PASS
			1	49	24.29	0.27	22.41	7.00	38.45	PASS
			25	0	24.13	0.27	22.25	7.00	38.45	PASS
			25	12	23.97	0.27	22.09	7.00	38.45	PASS
			25	24	23.93	0.27	22.05	7.00	38.45	PASS
			50	0	23.84	0.27	21.96	7.00	38.45	PASS
		16QAM	1	0	24.28	0.27	22.40	7.00	38.45	PASS
1			24	24.32	0.27	22.44	7.00	38.45	PASS	
1			49	24.24	0.27	22.36	7.00	38.45	PASS	
25			0	23.96	0.27	22.08	7.00	38.45	PASS	
25			12	23.88	0.27	22.00	7.00	38.45	PASS	
25			24	23.89	0.27	22.01	7.00	38.45	PASS	
50			0	23.75	0.27	21.87	7.00	38.45	PASS	



Radiated Power (ERP) for LTE Band 26(Part 90) /1.4M										
BW (MHz)	UL Channel	RB Size	RB offset	Modulation	Conduction AVG Power(dBm)	Ant Gain (dBi)	ERP (dBm)	ERP Limit(W)	ERP Limit(dBm)	Verdict
1.4	Lowest	1	0	QPSK	24.41	0.27	22.53	100.00	50.00	PASS
		1	2		24.30	0.27	22.42	100.00	50.00	PASS
		1	5		24.20	0.27	22.32	100.00	50.00	PASS
		3	0		24.03	0.27	22.15	100.00	50.00	PASS
		3	1		24.02	0.27	22.14	100.00	50.00	PASS
		3	2		23.91	0.27	22.03	100.00	50.00	PASS
		6	0	23.86	0.27	21.98	100.00	50.00	PASS	
		1	0	16QAM	24.29	0.27	22.41	100.00	50.00	PASS
		1	2		24.16	0.27	22.28	100.00	50.00	PASS
		1	5		24.05	0.27	22.17	100.00	50.00	PASS
		3	0		24.02	0.27	22.14	100.00	50.00	PASS
		3	1		23.85	0.27	21.97	100.00	50.00	PASS
		3	2		23.90	0.27	22.02	100.00	50.00	PASS
		6	0	23.86	0.27	21.98	100.00	50.00	PASS	
	Middle	QPSK	1	0	24.43	0.27	22.55	100.00	50.00	PASS
			1	2	24.26	0.27	22.38	100.00	50.00	PASS
			1	5	24.14	0.27	22.26	100.00	50.00	PASS
			3	0	24.05	0.27	22.17	100.00	50.00	PASS
			3	1	23.90	0.27	22.02	100.00	50.00	PASS
			3	2	23.82	0.27	21.94	100.00	50.00	PASS
		6	0	23.63	0.27	21.75	100.00	50.00	PASS	
		16QAM	1	0	24.25	0.27	22.37	100.00	50.00	PASS
			1	2	24.23	0.27	22.35	100.00	50.00	PASS
			1	5	24.01	0.27	22.13	100.00	50.00	PASS
			3	0	24.03	0.27	22.15	100.00	50.00	PASS
			3	1	23.90	0.27	22.02	100.00	50.00	PASS
			3	2	23.72	0.27	21.84	100.00	50.00	PASS
		6	0	23.50	0.27	21.62	100.00	50.00	PASS	
	Highest	QPSK	1	0	24.23	0.27	22.35	100.00	50.00	PASS
			1	2	24.06	0.27	22.18	100.00	50.00	PASS
			1	5	23.92	0.27	22.04	100.00	50.00	PASS
			3	0	23.87	0.27	21.99	100.00	50.00	PASS
			3	1	23.76	0.27	21.88	100.00	50.00	PASS
			3	2	23.67	0.27	21.79	100.00	50.00	PASS
		6	0	23.48	0.27	21.60	100.00	50.00	PASS	
		16QAM	1	0	24.09	0.27	22.21	100.00	50.00	PASS
			1	2	24.03	0.27	22.15	100.00	50.00	PASS
			1	5	23.83	0.27	21.95	100.00	50.00	PASS
			3	0	23.87	0.27	21.99	100.00	50.00	PASS
			3	1	23.70	0.27	21.82	100.00	50.00	PASS
			3	2	23.58	0.27	21.70	100.00	50.00	PASS
			6	0	23.42	0.27	21.54	100.00	50.00	PASS



Radiated Power (ERP) for LTE Band 26(Part 90) /3M										
BW (MHz)	UL Channel	RB Size	RB offset	Modulation	Conduction AVG Power(dBm)	Ant Gain (dBi)	ERP (dBm)	ERP Limit(W)	ERP Limit(dBm)	Verdict
3	Lowest	1	0	QPSK	24.22	0.27	22.34	100.00	50.00	PASS
		1	7		24.05	0.27	22.17	100.00	50.00	PASS
		1	14		24.05	0.27	22.17	100.00	50.00	PASS
		8	0		23.89	0.27	22.01	100.00	50.00	PASS
		8	4		23.71	0.27	21.83	100.00	50.00	PASS
		8	7		23.57	0.27	21.69	100.00	50.00	PASS
		15	0	23.39	0.27	21.51	100.00	50.00	PASS	
		1	0	16QAM	24.10	0.27	22.22	100.00	50.00	PASS
		1	7		24.03	0.27	22.15	100.00	50.00	PASS
		1	14		23.99	0.27	22.11	100.00	50.00	PASS
		8	0		23.69	0.27	21.81	100.00	50.00	PASS
		8	4		23.69	0.27	21.81	100.00	50.00	PASS
		8	7		23.57	0.27	21.69	100.00	50.00	PASS
		15	0	23.30	0.27	21.42	100.00	50.00	PASS	
		1	0	QPSK	24.31	0.27	22.43	100.00	50.00	PASS
	1	7	24.24		0.27	22.36	100.00	50.00	PASS	
	1	14	24.04		0.27	22.16	100.00	50.00	PASS	
	8	0	23.96		0.27	22.08	100.00	50.00	PASS	
	8	4	23.82		0.27	21.94	100.00	50.00	PASS	
	8	7	23.70		0.27	21.82	100.00	50.00	PASS	
	15	0	23.59	0.27	21.71	100.00	50.00	PASS		
	1	0	16QAM	24.22	0.27	22.34	100.00	50.00	PASS	
	1	7		24.19	0.27	22.31	100.00	50.00	PASS	
	1	14		23.99	0.27	22.11	100.00	50.00	PASS	
	8	0		23.93	0.27	22.05	100.00	50.00	PASS	
	8	4		23.64	0.27	21.76	100.00	50.00	PASS	
	8	7		23.69	0.27	21.81	100.00	50.00	PASS	
	15	0	23.43	0.27	21.55	100.00	50.00	PASS		
	1	0	QPSK	24.21	0.27	22.33	100.00	50.00	PASS	
	1	7		24.19	0.27	22.31	100.00	50.00	PASS	
	1	14		24.14	0.27	22.26	100.00	50.00	PASS	
	8	0		24.01	0.27	22.13	100.00	50.00	PASS	
	8	4		23.96	0.27	22.08	100.00	50.00	PASS	
	8	7		23.82	0.27	21.94	100.00	50.00	PASS	
	15	0	23.78	0.27	21.90	100.00	50.00	PASS		
	1	0	16QAM	24.18	0.27	22.30	100.00	50.00	PASS	
1	7	24.16		0.27	22.28	100.00	50.00	PASS		
1	14	23.98		0.27	22.10	100.00	50.00	PASS		
8	0	23.84		0.27	21.96	100.00	50.00	PASS		
8	4	23.78		0.27	21.90	100.00	50.00	PASS		
8	7	23.77		0.27	21.89	100.00	50.00	PASS		
15	0	23.59	0.27	21.71	100.00	50.00	PASS			



Radiated Power (ERP) for LTE Band 26(Part 90) /5M										
BW (MHz)	UL Channel	RB Size	RB offset	Modulation	Conduction AVG Power(dBm)	Ant Gain (dBi)	ERP (dBm)	ERP Limit(W)	ERP Limit(dBm)	Verdict
5	Lowest	1	0	QPSK	24.22	0.27	22.34	100.00	50.00	PASS
		1	12		24.07	0.27	22.19	100.00	50.00	PASS
		1	24		23.99	0.27	22.11	100.00	50.00	PASS
		12	0		23.80	0.27	21.92	100.00	50.00	PASS
		12	6		23.69	0.27	21.81	100.00	50.00	PASS
		12	11		23.59	0.27	21.71	100.00	50.00	PASS
		25	0		23.51	0.27	21.63	100.00	50.00	PASS
		1	0	16QAM	24.19	0.27	22.31	100.00	50.00	PASS
		1	12		24.06	0.27	22.18	100.00	50.00	PASS
		1	24		23.99	0.27	22.11	100.00	50.00	PASS
		12	0		23.67	0.27	21.79	100.00	50.00	PASS
		12	6		23.67	0.27	21.79	100.00	50.00	PASS
		12	11		23.56	0.27	21.68	100.00	50.00	PASS
		25	0		23.39	0.27	21.51	100.00	50.00	PASS
	Middle	QPSK	1	0	24.48	0.27	22.60	100.00	50.00	PASS
			1	12	24.33	0.27	22.45	100.00	50.00	PASS
			1	24	24.31	0.27	22.43	100.00	50.00	PASS
			12	0	24.28	0.27	22.40	100.00	50.00	PASS
			12	6	24.09	0.27	22.21	100.00	50.00	PASS
			12	11	24.03	0.27	22.15	100.00	50.00	PASS
			25	0	24.00	0.27	22.12	100.00	50.00	PASS
		16QAM	1	0	24.36	0.27	22.48	100.00	50.00	PASS
			1	12	24.32	0.27	22.44	100.00	50.00	PASS
			1	24	24.25	0.27	22.37	100.00	50.00	PASS
			12	0	24.23	0.27	22.35	100.00	50.00	PASS
			12	6	24.03	0.27	22.15	100.00	50.00	PASS
			12	11	23.88	0.27	22.00	100.00	50.00	PASS
			25	0	23.98	0.27	22.10	100.00	50.00	PASS
	Highest	QPSK	1	0	24.36	0.27	22.48	100.00	50.00	PASS
			1	12	24.33	0.27	22.45	100.00	50.00	PASS
			1	24	24.19	0.27	22.31	100.00	50.00	PASS
			12	0	24.08	0.27	22.20	100.00	50.00	PASS
			12	6	24.03	0.27	22.15	100.00	50.00	PASS
			12	11	23.88	0.27	22.00	100.00	50.00	PASS
			25	0	23.78	0.27	21.90	100.00	50.00	PASS
		16QAM	1	0	24.23	0.27	22.35	100.00	50.00	PASS
1			12	24.29	0.27	22.41	100.00	50.00	PASS	
1			24	24.19	0.27	22.31	100.00	50.00	PASS	
12			0	23.95	0.27	22.07	100.00	50.00	PASS	
12			6	23.96	0.27	22.08	100.00	50.00	PASS	
12			11	23.75	0.27	21.87	100.00	50.00	PASS	
25			0	23.61	0.27	21.73	100.00	50.00	PASS	



Radiated Power (ERP) for LTE Band 26(Part 90) /10M										
BW (MHz)	UL Channel	RB Size	RB offset	Modulation	Conduction AVG Power(dBm)	Ant Gain (dBi)	ERP (dBm)	ERP Limit(W)	ERP Limit(dBm)	Verdict
10	Middle	1	0	QPSK	24.09	0.27	22.21	100.00	50.00	PASS
		1	24		24.06	0.27	22.18	100.00	50.00	PASS
		1	49		23.94	0.27	22.06	100.00	50.00	PASS
		25	0		23.88	0.27	22.00	100.00	50.00	PASS
		25	12		23.77	0.27	21.89	100.00	50.00	PASS
		25	24		23.66	0.27	21.78	100.00	50.00	PASS
		50	0		23.61	0.27	21.73	100.00	50.00	PASS
		1	0	16QAM	24.08	0.27	22.20	100.00	50.00	PASS
		1	24		23.96	0.27	22.08	100.00	50.00	PASS
		1	49		23.93	0.27	22.05	100.00	50.00	PASS
		25	0		23.70	0.27	21.82	100.00	50.00	PASS
		25	12		23.67	0.27	21.79	100.00	50.00	PASS
		25	24		23.56	0.27	21.68	100.00	50.00	PASS
		50	0		23.55	0.27	21.67	100.00	50.00	PASS





Radiated Power (EIRP) for LTE Band 38 /5M										
BW (MHz)	UL Channel	RB Size	RB offset	Modulation	Conduction AVG Power(dBm)	Ant Gain (dBi)	EIRP (dBm)	EIRP Limit(W)	EIRP Limit(dBm)	Verdict
5	Lowest	1	0	QPSK	23.59	1.44	25.03	2.00	33.01	PASS
		1	12		23.57	1.44	25.01	2.00	33.01	PASS
		1	24		23.51	1.44	24.95	2.00	33.01	PASS
		12	0		23.42	1.44	24.86	2.00	33.01	PASS
		12	6		23.40	1.44	24.84	2.00	33.01	PASS
		12	11		23.38	1.44	24.82	2.00	33.01	PASS
		25	0		23.33	1.44	24.77	2.00	33.01	PASS
		1	0	16QAM	23.54	1.44	24.98	2.00	33.01	PASS
		1	12		23.57	1.44	25.01	2.00	33.01	PASS
		1	24		23.39	1.44	24.83	2.00	33.01	PASS
		12	0		23.34	1.44	24.78	2.00	33.01	PASS
		12	6		23.25	1.44	24.69	2.00	33.01	PASS
		12	11		23.24	1.44	24.68	2.00	33.01	PASS
		25	0		23.15	1.44	24.59	2.00	33.01	PASS
	Middle	QPSK	1	0	23.73	1.44	25.17	2.00	33.01	PASS
			1	12	23.73	1.44	25.17	2.00	33.01	PASS
			1	24	23.59	1.44	25.03	2.00	33.01	PASS
			12	0	23.51	1.44	24.95	2.00	33.01	PASS
			12	6	23.31	1.44	24.75	2.00	33.01	PASS
			12	11	23.24	1.44	24.68	2.00	33.01	PASS
			25	0	23.13	1.44	24.57	2.00	33.01	PASS
		16QAM	1	0	23.58	1.44	25.02	2.00	33.01	PASS
			1	12	23.65	1.44	25.09	2.00	33.01	PASS
			1	24	23.53	1.44	24.97	2.00	33.01	PASS
			12	0	23.42	1.44	24.86	2.00	33.01	PASS
			12	6	23.17	1.44	24.61	2.00	33.01	PASS
			12	11	23.24	1.44	24.68	2.00	33.01	PASS
			25	0	23.00	1.44	24.44	2.00	33.01	PASS
	Highest	QPSK	1	0	23.59	1.44	25.03	2.00	33.01	PASS
			1	12	23.48	1.44	24.92	2.00	33.01	PASS
			1	24	23.32	1.44	24.76	2.00	33.01	PASS
			12	0	23.32	1.44	24.76	2.00	33.01	PASS
			12	6	23.25	1.44	24.69	2.00	33.01	PASS
			12	11	23.17	1.44	24.61	2.00	33.01	PASS
			25	0	23.05	1.44	24.49	2.00	33.01	PASS
		16QAM	1	0	23.56	1.44	25.00	2.00	33.01	PASS
1			12	23.47	1.44	24.91	2.00	33.01	PASS	
1			24	23.28	1.44	24.72	2.00	33.01	PASS	
12			0	23.23	1.44	24.67	2.00	33.01	PASS	
12			6	23.18	1.44	24.62	2.00	33.01	PASS	
12			11	22.99	1.44	24.43	2.00	33.01	PASS	
25			0	22.86	1.44	24.30	2.00	33.01	PASS	



Radiated Power (EIRP) for LTE Band 38 /10M										
BW (MHz)	UL Channel	RB Size	RB offset	Modulation	Conduction AVG Power(dBm)	Ant Gain (dBi)	EIRP (dBm)	EIRP Limit(W)	EIRP Limit(dBm)	Verdict
10	Lowest	1	0	QPSK	23.40	1.44	24.84	2.00	33.01	PASS
		1	24		23.21	1.44	24.65	2.00	33.01	PASS
		1	49		23.07	1.44	24.51	2.00	33.01	PASS
		25	0		23.05	1.44	24.49	2.00	33.01	PASS
		25	12		22.88	1.44	24.32	2.00	33.01	PASS
		25	24		22.73	1.44	24.17	2.00	33.01	PASS
		50	0		22.57	1.44	24.01	2.00	33.01	PASS
		1	0	16QAM	23.21	1.44	24.65	2.00	33.01	PASS
		1	24		23.08	1.44	24.52	2.00	33.01	PASS
		1	49		23.04	1.44	24.48	2.00	33.01	PASS
		25	0		23.03	1.44	24.47	2.00	33.01	PASS
		25	12		22.83	1.44	24.27	2.00	33.01	PASS
		25	24		22.70	1.44	24.14	2.00	33.01	PASS
		50	0		22.44	1.44	23.88	2.00	33.01	PASS
	1	0	QPSK	23.63	1.44	25.07	2.00	33.01	PASS	
	1	24		23.46	1.44	24.90	2.00	33.01	PASS	
	1	49		23.44	1.44	24.88	2.00	33.01	PASS	
	25	0		23.28	1.44	24.72	2.00	33.01	PASS	
	25	12		23.11	1.44	24.55	2.00	33.01	PASS	
	25	24		23.10	1.44	24.54	2.00	33.01	PASS	
	50	0		22.93	1.44	24.37	2.00	33.01	PASS	
	1	0	16QAM	23.48	1.44	24.92	2.00	33.01	PASS	
	1	24		23.31	1.44	24.75	2.00	33.01	PASS	
	1	49		23.36	1.44	24.80	2.00	33.01	PASS	
	25	0		23.26	1.44	24.70	2.00	33.01	PASS	
	25	12		23.03	1.44	24.47	2.00	33.01	PASS	
	25	24		22.95	1.44	24.39	2.00	33.01	PASS	
	50	0		22.77	1.44	24.21	2.00	33.01	PASS	
	1	0	QPSK	23.60	1.44	25.04	2.00	33.01	PASS	
	1	24		23.50	1.44	24.94	2.00	33.01	PASS	
	1	49		23.43	1.44	24.87	2.00	33.01	PASS	
	25	0		23.33	1.44	24.77	2.00	33.01	PASS	
	25	12		23.18	1.44	24.62	2.00	33.01	PASS	
	25	24		23.14	1.44	24.58	2.00	33.01	PASS	
	50	0		23.10	1.44	24.54	2.00	33.01	PASS	
	1	0	16QAM	23.56	1.44	25.00	2.00	33.01	PASS	
1	24	23.32		1.44	24.76	2.00	33.01	PASS		
1	49	23.42		1.44	24.86	2.00	33.01	PASS		
25	0	23.16		1.44	24.60	2.00	33.01	PASS		
25	12	22.99		1.44	24.43	2.00	33.01	PASS		
25	24	22.97		1.44	24.41	2.00	33.01	PASS		
50	0	23.07		1.44	24.51	2.00	33.01	PASS		



Radiated Power (EIRP) for LTE Band 38 /15M										
BW (MHz)	UL Channel	RB Size	RB offset	Modulation	Conduction AVG Power(dBm)	Ant Gain (dBi)	EIRP (dBm)	EIRP Limit(W)	EIRP Limit(dBm)	Verdict
15	Lowest	1	0	QPSK	23.42	1.44	24.86	2.00	33.01	PASS
		1	37		23.27	1.44	24.71	2.00	33.01	PASS
		1	74		23.10	1.44	24.54	2.00	33.01	PASS
		36	0		23.00	1.44	24.44	2.00	33.01	PASS
		36	18		22.87	1.44	24.31	2.00	33.01	PASS
		36	39		22.79	1.44	24.23	2.00	33.01	PASS
		75	0	22.61	1.44	24.05	2.00	33.01	PASS	
		1	0	16QAM	23.38	1.44	24.82	2.00	33.01	PASS
		1	37		23.27	1.44	24.71	2.00	33.01	PASS
		1	74		23.04	1.44	24.48	2.00	33.01	PASS
		36	0		23.00	1.44	24.44	2.00	33.01	PASS
		36	18		22.80	1.44	24.24	2.00	33.01	PASS
	36	39	22.62		1.44	24.06	2.00	33.01	PASS	
	75	0	22.50	1.44	23.94	2.00	33.01	PASS		
	1	0	QPSK	23.73	1.44	25.17	2.00	33.01	PASS	
	1	37		23.68	1.44	25.12	2.00	33.01	PASS	
	1	74		23.64	1.44	25.08	2.00	33.01	PASS	
	36	0		23.56	1.44	25.00	2.00	33.01	PASS	
	36	18		23.41	1.44	24.85	2.00	33.01	PASS	
	36	39		23.38	1.44	24.82	2.00	33.01	PASS	
	75	0	23.21	1.44	24.65	2.00	33.01	PASS		
	1	0	16QAM	23.69	1.44	25.13	2.00	33.01	PASS	
	1	37		23.66	1.44	25.10	2.00	33.01	PASS	
	1	74		23.48	1.44	24.92	2.00	33.01	PASS	
	36	0		23.48	1.44	24.92	2.00	33.01	PASS	
	36	18		23.31	1.44	24.75	2.00	33.01	PASS	
	36	39		23.30	1.44	24.74	2.00	33.01	PASS	
	75	0	23.12	1.44	24.56	2.00	33.01	PASS		
	1	0	QPSK	23.48	1.44	24.92	2.00	33.01	PASS	
	1	37		23.47	1.44	24.91	2.00	33.01	PASS	
	1	74		23.38	1.44	24.82	2.00	33.01	PASS	
	36	0		23.36	1.44	24.80	2.00	33.01	PASS	
	36	18		23.21	1.44	24.65	2.00	33.01	PASS	
	36	39		23.01	1.44	24.45	2.00	33.01	PASS	
	75	0	22.91	1.44	24.35	2.00	33.01	PASS		
	1	0	16QAM	23.45	1.44	24.89	2.00	33.01	PASS	
1	37	23.34		1.44	24.78	2.00	33.01	PASS		
1	74	23.23		1.44	24.67	2.00	33.01	PASS		
36	0	23.31		1.44	24.75	2.00	33.01	PASS		
36	18	23.14		1.44	24.58	2.00	33.01	PASS		
36	39	22.98		1.44	24.42	2.00	33.01	PASS		
75	0	22.89	1.44	24.33	2.00	33.01	PASS			



Radiated Power (EIRP) for LTE Band 38 /20M										
BW (MHz)	UL Channel	RB Size	RB offset	Modulation	Conduction AVG Power(dBm)	Ant Gain (dBi)	EIRP (dBm)	EIRP Limit(W)	EIRP Limit(dBm)	Verdict
20	Lowest	1	0	QPSK	23.49	1.44	24.93	2.00	33.01	PASS
		1	49		23.32	1.44	24.76	2.00	33.01	PASS
		1	99		23.19	1.44	24.63	2.00	33.01	PASS
		50	0		23.06	1.44	24.50	2.00	33.01	PASS
		50	24		22.95	1.44	24.39	2.00	33.01	PASS
		50	49		22.85	1.44	24.29	2.00	33.01	PASS
		100	0	22.81	1.44	24.25	2.00	33.01	PASS	
		1	0	16QAM	23.48	1.44	24.92	2.00	33.01	PASS
		1	49		23.16	1.44	24.60	2.00	33.01	PASS
		1	99		23.13	1.44	24.57	2.00	33.01	PASS
		50	0		22.88	1.44	24.32	2.00	33.01	PASS
		50	24		22.94	1.44	24.38	2.00	33.01	PASS
	50	49	22.67		1.44	24.11	2.00	33.01	PASS	
	100	0	22.65	1.44	24.09	2.00	33.01	PASS		
	1	0	QPSK	23.64	1.44	25.08	2.00	33.01	PASS	
	1	49		23.47	1.44	24.91	2.00	33.01	PASS	
	1	99		23.41	1.44	24.85	2.00	33.01	PASS	
	50	0		23.41	1.44	24.85	2.00	33.01	PASS	
	50	24		23.34	1.44	24.78	2.00	33.01	PASS	
	50	49		23.15	1.44	24.59	2.00	33.01	PASS	
	100	0	23.07	1.44	24.51	2.00	33.01	PASS		
	1	0	16QAM	23.53	1.44	24.97	2.00	33.01	PASS	
	1	49		23.37	1.44	24.81	2.00	33.01	PASS	
	1	99		23.27	1.44	24.71	2.00	33.01	PASS	
	50	0		23.35	1.44	24.79	2.00	33.01	PASS	
	50	24		23.27	1.44	24.71	2.00	33.01	PASS	
	50	49		22.95	1.44	24.39	2.00	33.01	PASS	
	100	0	23.06	1.44	24.50	2.00	33.01	PASS		
	1	0	QPSK	23.48	1.44	24.92	2.00	33.01	PASS	
	1	49		23.29	1.44	24.73	2.00	33.01	PASS	
	1	99		23.21	1.44	24.65	2.00	33.01	PASS	
	50	0		23.01	1.44	24.45	2.00	33.01	PASS	
	50	24		23.01	1.44	24.45	2.00	33.01	PASS	
	50	49		22.85	1.44	24.29	2.00	33.01	PASS	
	100	0	22.77	1.44	24.21	2.00	33.01	PASS		
	1	0	16QAM	23.31	1.44	24.75	2.00	33.01	PASS	
1	49	23.10		1.44	24.54	2.00	33.01	PASS		
1	99	23.17		1.44	24.61	2.00	33.01	PASS		
50	0	22.87		1.44	24.31	2.00	33.01	PASS		
50	24	22.85		1.44	24.29	2.00	33.01	PASS		
50	49	22.69		1.44	24.13	2.00	33.01	PASS		
100	0	22.58	1.44	24.02	2.00	33.01	PASS			



2305MHz -2315MHz

Radiated Power (EIRP) for LTE Band 40 /5M										
BW (MHz)	UL Channel	RB Size	RB offset	Modulation	Conduction AVG Power(dBm)	Ant Gain (dBi)	EIRP (dBm)	EIRP Limit(W)	EIRP Limit(dBm)	Verdict
5	Lowest	1	0	QPSK	11.57	1.36	12.93	0.25	23.98	PASS
		1	12		11.53	1.36	12.89	0.25	23.98	PASS
		1	24		11.51	1.36	12.87	0.25	23.98	PASS
		12	0		11.39	1.36	12.75	0.25	23.98	PASS
		12	6		11.19	1.36	12.55	0.25	23.98	PASS
		12	11		11.19	1.36	12.55	0.25	23.98	PASS
		25	0	11.14	1.36	12.50	0.25	23.98	PASS	
		1	0	11.53	1.36	12.89	0.25	23.98	PASS	
		1	12	11.35	1.36	12.71	0.25	23.98	PASS	
		1	24	11.35	1.36	12.71	0.25	23.98	PASS	
		12	0	11.28	1.36	12.64	0.25	23.98	PASS	
		12	6	11.11	1.36	12.47	0.25	23.98	PASS	
	12	11	11.03	1.36	12.39	0.25	23.98	PASS		
	25	0	11.09	1.36	12.45	0.25	23.98	PASS		
	1	0	11.67	1.36	13.03	0.25	23.98	PASS		
	1	12	11.57	1.36	12.93	0.25	23.98	PASS		
	1	24	11.53	1.36	12.89	0.25	23.98	PASS		
	12	0	11.51	1.36	12.87	0.25	23.98	PASS		
	12	6	11.38	1.36	12.74	0.25	23.98	PASS		
	12	11	11.34	1.36	12.70	0.25	23.98	PASS		
	25	0	11.32	1.36	12.68	0.25	23.98	PASS		
	1	0	11.66	1.36	13.02	0.25	23.98	PASS		
	1	12	11.53	1.36	12.89	0.25	23.98	PASS		
	1	24	11.44	1.36	12.80	0.25	23.98	PASS		
	12	0	11.45	1.36	12.81	0.25	23.98	PASS		
	12	6	11.31	1.36	12.67	0.25	23.98	PASS		
	12	11	11.26	1.36	12.62	0.25	23.98	PASS		
	25	0	11.25	1.36	12.61	0.25	23.98	PASS		
	1	0	11.64	1.36	13.00	0.25	23.98	PASS		
	1	12	11.47	1.36	12.83	0.25	23.98	PASS		
	1	24	11.28	1.36	12.64	0.25	23.98	PASS		
	12	0	11.26	1.36	12.62	0.25	23.98	PASS		
	12	6	11.17	1.36	12.53	0.25	23.98	PASS		
	12	11	10.98	1.36	12.34	0.25	23.98	PASS		
	25	0	10.97	1.36	12.33	0.25	23.98	PASS		
	1	0	11.63	1.36	12.99	0.25	23.98	PASS		
1	12	11.32	1.36	12.68	0.25	23.98	PASS			
1	24	11.16	1.36	12.52	0.25	23.98	PASS			
12	0	11.10	1.36	12.46	0.25	23.98	PASS			
12	6	11.06	1.36	12.42	0.25	23.98	PASS			
12	11	10.94	1.36	12.30	0.25	23.98	PASS			
25	0	10.89	1.36	12.25	0.25	23.98	PASS			



2350MHz -2360MHz

Radiated Power (EIRP) for LTE Band 40 /5M										
BW (MHz)	UL Channel	RB Size	RB offset	Modulation	Conduction AVG Power(dBm)	Ant Gain (dBi)	EIRP (dBm)	EIRP Limit(W)	EIRP Limit(dBm)	Verdict
5	Lowest	1	0	QPSK	11.66	1.36	13.02	0.25	23.98	PASS
		1	12		11.46	1.36	12.82	0.25	23.98	PASS
		1	24		11.45	1.36	12.81	0.25	23.98	PASS
		12	0		11.43	1.36	12.79	0.25	23.98	PASS
		12	6		11.35	1.36	12.71	0.25	23.98	PASS
		12	11		11.31	1.36	12.67	0.25	23.98	PASS
		25	0	11.13	1.36	12.49	0.25	23.98	PASS	
		1	0	11.56	1.36	12.92	0.25	23.98	PASS	
		1	12	11.40	1.36	12.76	0.25	23.98	PASS	
		1	24	11.33	1.36	12.69	0.25	23.98	PASS	
		12	0	11.42	1.36	12.78	0.25	23.98	PASS	
		12	6	11.30	1.36	12.66	0.25	23.98	PASS	
		12	11	11.20	1.36	12.56	0.25	23.98	PASS	
		25	0	10.98	1.36	12.34	0.25	23.98	PASS	
		1	0	11.42	1.36	12.78	0.25	23.98	PASS	
	1	12	11.29	1.36	12.65	0.25	23.98	PASS		
	1	24	11.24	1.36	12.60	0.25	23.98	PASS		
	12	0	11.09	1.36	12.45	0.25	23.98	PASS		
	12	6	10.92	1.36	12.28	0.25	23.98	PASS		
	12	11	10.77	1.36	12.13	0.25	23.98	PASS		
	25	0	10.74	1.36	12.10	0.25	23.98	PASS		
	1	0	11.33	1.36	12.69	0.25	23.98	PASS		
	1	12	11.28	1.36	12.64	0.25	23.98	PASS		
	1	24	11.22	1.36	12.58	0.25	23.98	PASS		
	12	0	11.05	1.36	12.41	0.25	23.98	PASS		
	12	6	10.87	1.36	12.23	0.25	23.98	PASS		
	12	11	10.61	1.36	11.97	0.25	23.98	PASS		
	25	0	10.57	1.36	11.93	0.25	23.98	PASS		
	1	0	11.36	1.36	12.72	0.25	23.98	PASS		
	1	12	11.19	1.36	12.55	0.25	23.98	PASS		
	1	24	11.12	1.36	12.48	0.25	23.98	PASS		
	12	0	10.96	1.36	12.32	0.25	23.98	PASS		
	12	6	10.96	1.36	12.32	0.25	23.98	PASS		
	12	11	10.77	1.36	12.13	0.25	23.98	PASS		
	25	0	10.63	1.36	11.99	0.25	23.98	PASS		
	1	0	11.26	1.36	12.62	0.25	23.98	PASS		
1	12	11.15	1.36	12.51	0.25	23.98	PASS			
1	24	10.93	1.36	12.29	0.25	23.98	PASS			
12	0	10.80	1.36	12.16	0.25	23.98	PASS			
12	6	10.82	1.36	12.18	0.25	23.98	PASS			
12	11	10.76	1.36	12.12	0.25	23.98	PASS			
25	0	10.59	1.36	11.95	0.25	23.98	PASS			



2305MHz -2315MHz

Radiated Power (EIRP) for LTE Band 40 /10M										
BW (MHz)	UL Channel	RB Size	RB offset	Modulation	Conduction AVG Power(dBm)	Ant Gain (dBi)	EIRP (dBm)	EIRP Limit(W)	EIRP Limit(dBm)	Verdict
10	Highest	1	0	QPSK	11.46	1.36	12.82	0.25	23.98	PASS
		1	24		11.27	1.36	12.63	0.25	23.98	PASS
		1	49		11.18	1.36	12.54	0.25	23.98	PASS
		25	0		11.00	1.36	12.36	0.25	23.98	PASS
		25	12		10.93	1.36	12.29	0.25	23.98	PASS
		25	24		10.92	1.36	12.28	0.25	23.98	PASS
		50	0		10.74	1.36	12.10	0.25	23.98	PASS
		1	0	16QAM	11.39	1.36	12.75	0.25	23.98	PASS
		1	24		11.24	1.36	12.60	0.25	23.98	PASS
		1	49		11.09	1.36	12.45	0.25	23.98	PASS
		25	0		10.94	1.36	12.30	0.25	23.98	PASS
		25	12		10.88	1.36	12.24	0.25	23.98	PASS
		25	24		10.81	1.36	12.17	0.25	23.98	PASS
		50	0		10.69	1.36	12.05	0.25	23.98	PASS

2350MHz -2360MHz

Radiated Power (EIRP) for LTE Band 40 /10M										
BW (MHz)	UL Channel	RB Size	RB offset	Modulation	Conduction AVG Power(dBm)	Ant Gain (dBi)	EIRP (dBm)	EIRP Limit(W)	EIRP Limit(dBm)	Verdict
10	Highest	1	0	QPSK	11.55	1.36	12.91	0.25	23.98	PASS
		1	24		11.38	1.36	12.74	0.25	23.98	PASS
		1	49		11.25	1.36	12.61	0.25	23.98	PASS
		25	0		11.24	1.36	12.60	0.25	23.98	PASS
		25	12		11.22	1.36	12.58	0.25	23.98	PASS
		25	24		11.10	1.36	12.46	0.25	23.98	PASS
		50	0		11.04	1.36	12.40	0.25	23.98	PASS
		1	0	16QAM	11.50	1.36	12.86	0.25	23.98	PASS
		1	24		11.31	1.36	12.67	0.25	23.98	PASS
		1	49		11.25	1.36	12.61	0.25	23.98	PASS
		25	0		11.19	1.36	12.55	0.25	23.98	PASS
		25	12		11.20	1.36	12.56	0.25	23.98	PASS
		25	24		11.01	1.36	12.37	0.25	23.98	PASS
		50	0		10.96	1.36	12.32	0.25	23.98	PASS



Radiated Power (EIRP) for LTE Band 41 /5M										
BW (MHz)	UL Channel	RB Size	RB offset	Modulation	Conduction AVG Power(dBm)	Ant Gain (dBi)	EIRP (dBm)	EIRP Limit(W)	EIRP Limit(dBm)	Verdict
5	Lowest	1	0	QPSK	19.75	1.44	21.19	2.00	33.01	PASS
		1	12		19.74	1.44	21.18	2.00	33.01	PASS
		1	24		19.58	1.44	21.02	2.00	33.01	PASS
		12	0		19.51	1.44	20.95	2.00	33.01	PASS
		12	6		19.33	1.44	20.77	2.00	33.01	PASS
		12	11		19.17	1.44	20.61	2.00	33.01	PASS
		25	0		19.00	1.44	20.44	2.00	33.01	PASS
		1	0	16QAM	19.63	1.44	21.07	2.00	33.01	PASS
		1	12		19.71	1.44	21.15	2.00	33.01	PASS
		1	24		19.46	1.44	20.90	2.00	33.01	PASS
		12	0		19.40	1.44	20.84	2.00	33.01	PASS
		12	6		19.18	1.44	20.62	2.00	33.01	PASS
		12	11		19.10	1.44	20.54	2.00	33.01	PASS
		25	0		18.90	1.44	20.34	2.00	33.01	PASS
	Middle	QPSK	1	0	19.74	1.44	21.18	2.00	33.01	PASS
			1	12	19.71	1.44	21.15	2.00	33.01	PASS
			1	24	19.69	1.44	21.13	2.00	33.01	PASS
			12	0	19.65	1.44	21.09	2.00	33.01	PASS
			12	6	19.63	1.44	21.07	2.00	33.01	PASS
			12	11	19.61	1.44	21.05	2.00	33.01	PASS
			25	0	19.44	1.44	20.88	2.00	33.01	PASS
		16QAM	1	0	19.70	1.44	21.14	2.00	33.01	PASS
			1	12	19.64	1.44	21.08	2.00	33.01	PASS
			1	24	19.51	1.44	20.95	2.00	33.01	PASS
			12	0	19.58	1.44	21.02	2.00	33.01	PASS
			12	6	19.62	1.44	21.06	2.00	33.01	PASS
			12	11	19.61	1.44	21.05	2.00	33.01	PASS
			25	0	19.35	1.44	20.79	2.00	33.01	PASS
	Highest	QPSK	1	0	19.72	1.44	21.16	2.00	33.01	PASS
			1	12	19.55	1.44	20.99	2.00	33.01	PASS
			1	24	19.52	1.44	20.96	2.00	33.01	PASS
			12	0	19.40	1.44	20.84	2.00	33.01	PASS
			12	6	19.23	1.44	20.67	2.00	33.01	PASS
			12	11	19.08	1.44	20.52	2.00	33.01	PASS
			25	0	19.06	1.44	20.50	2.00	33.01	PASS
		16QAM	1	0	19.67	1.44	21.11	2.00	33.01	PASS
1			12	19.40	1.44	20.84	2.00	33.01	PASS	
1			24	19.42	1.44	20.86	2.00	33.01	PASS	
12			0	19.23	1.44	20.67	2.00	33.01	PASS	
12			6	19.12	1.44	20.56	2.00	33.01	PASS	
12			11	18.90	1.44	20.34	2.00	33.01	PASS	
25			0	19.03	1.44	20.47	2.00	33.01	PASS	



Radiated Power (EIRP) for LTE Band 41 /10M										
BW (MHz)	UL Channel	RB Size	RB offset	Modulation	Conduction AVG Power(dBm)	Ant Gain (dBi)	EIRP (dBm)	EIRP Limit(W)	EIRP Limit(dBm)	Verdict
10	Lowest	1	0	QPSK	19.75	1.44	21.19	2.00	33.01	PASS
		1	24		19.61	1.44	21.05	2.00	33.01	PASS
		1	49		19.57	1.44	21.01	2.00	33.01	PASS
		25	0		19.54	1.44	20.98	2.00	33.01	PASS
		25	12		19.48	1.44	20.92	2.00	33.01	PASS
		25	24		19.37	1.44	20.81	2.00	33.01	PASS
		50	0		19.30	1.44	20.74	2.00	33.01	PASS
		1	0	16QAM	19.71	1.44	21.15	2.00	33.01	PASS
		1	24		19.43	1.44	20.87	2.00	33.01	PASS
		1	49		19.48	1.44	20.92	2.00	33.01	PASS
		25	0		19.44	1.44	20.88	2.00	33.01	PASS
		25	12		19.41	1.44	20.85	2.00	33.01	PASS
		25	24		19.20	1.44	20.64	2.00	33.01	PASS
		50	0		19.11	1.44	20.55	2.00	33.01	PASS
	Middle	1	0	QPSK	19.73	1.44	21.17	2.00	33.01	PASS
		1	24		19.71	1.44	21.15	2.00	33.01	PASS
		1	49		19.57	1.44	21.01	2.00	33.01	PASS
		25	0		19.40	1.44	20.84	2.00	33.01	PASS
		25	12		19.27	1.44	20.71	2.00	33.01	PASS
		25	24		19.23	1.44	20.67	2.00	33.01	PASS
		50	0		19.12	1.44	20.56	2.00	33.01	PASS
		1	0	16QAM	19.58	1.44	21.02	2.00	33.01	PASS
		1	24		19.55	1.44	20.99	2.00	33.01	PASS
		1	49		19.48	1.44	20.92	2.00	33.01	PASS
		25	0		19.39	1.44	20.83	2.00	33.01	PASS
		25	12		19.15	1.44	20.59	2.00	33.01	PASS
		25	24		19.05	1.44	20.49	2.00	33.01	PASS
		50	0		18.95	1.44	20.39	2.00	33.01	PASS
	Highest	1	0	QPSK	19.70	1.44	21.14	2.00	33.01	PASS
		1	24		19.59	1.44	21.03	2.00	33.01	PASS
		1	49		19.41	1.44	20.85	2.00	33.01	PASS
		25	0		19.34	1.44	20.78	2.00	33.01	PASS
		25	12		19.30	1.44	20.74	2.00	33.01	PASS
		25	24		19.29	1.44	20.73	2.00	33.01	PASS
		50	0		19.11	1.44	20.55	2.00	33.01	PASS
		1	0	16QAM	19.64	1.44	21.08	2.00	33.01	PASS
1		24	19.42		1.44	20.86	2.00	33.01	PASS	
1		49	19.25		1.44	20.69	2.00	33.01	PASS	
25		0	19.27		1.44	20.71	2.00	33.01	PASS	
25		12	19.20		1.44	20.64	2.00	33.01	PASS	
25		24	19.19		1.44	20.63	2.00	33.01	PASS	
50		0	18.94		1.44	20.38	2.00	33.01	PASS	



Radiated Power (EIRP) for LTE Band 41 /15M										
BW (MHz)	UL Channel	RB Size	RB offset	Modulation	Conduction AVG Power(dBm)	Ant Gain (dBi)	EIRP (dBm)	EIRP Limit(W)	EIRP Limit(dBm)	Verdict
15	Lowest	1	0	QPSK	19.72	1.44	21.16	2.00	33.01	PASS
		1	37		19.70	1.44	21.14	2.00	33.01	PASS
		1	74		19.62	1.44	21.06	2.00	33.01	PASS
		36	0		19.46	1.44	20.90	2.00	33.01	PASS
		36	18		19.37	1.44	20.81	2.00	33.01	PASS
		36	39		19.34	1.44	20.78	2.00	33.01	PASS
		75	0		19.30	1.44	20.74	2.00	33.01	PASS
		1	0	16QAM	19.55	1.44	20.99	2.00	33.01	PASS
		1	37		19.58	1.44	21.02	2.00	33.01	PASS
		1	74		19.57	1.44	21.01	2.00	33.01	PASS
		36	0		19.32	1.44	20.76	2.00	33.01	PASS
		36	18		19.21	1.44	20.65	2.00	33.01	PASS
		36	39		19.21	1.44	20.65	2.00	33.01	PASS
		75	0		19.27	1.44	20.71	2.00	33.01	PASS
	Middle	QPSK	1	0	19.73	1.44	21.17	2.00	33.01	PASS
			1	37	19.60	1.44	21.04	2.00	33.01	PASS
			1	74	19.45	1.44	20.89	2.00	33.01	PASS
			36	0	19.32	1.44	20.76	2.00	33.01	PASS
			36	18	19.27	1.44	20.71	2.00	33.01	PASS
			36	39	19.24	1.44	20.68	2.00	33.01	PASS
			75	0	19.18	1.44	20.62	2.00	33.01	PASS
		16QAM	1	0	19.66	1.44	21.10	2.00	33.01	PASS
			1	37	19.56	1.44	21.00	2.00	33.01	PASS
			1	74	19.33	1.44	20.77	2.00	33.01	PASS
			36	0	19.12	1.44	20.56	2.00	33.01	PASS
			36	18	19.16	1.44	20.60	2.00	33.01	PASS
			36	39	19.20	1.44	20.64	2.00	33.01	PASS
			75	0	19.02	1.44	20.46	2.00	33.01	PASS
	Highest	QPSK	1	0	19.67	1.44	21.11	2.00	33.01	PASS
			1	37	19.50	1.44	20.94	2.00	33.01	PASS
			1	74	19.35	1.44	20.79	2.00	33.01	PASS
			36	0	19.17	1.44	20.61	2.00	33.01	PASS
			36	18	19.00	1.44	20.44	2.00	33.01	PASS
			36	39	18.96	1.44	20.40	2.00	33.01	PASS
			75	0	18.81	1.44	20.25	2.00	33.01	PASS
		16QAM	1	0	19.48	1.44	20.92	2.00	33.01	PASS
1			37	19.33	1.44	20.77	2.00	33.01	PASS	
1			74	19.27	1.44	20.71	2.00	33.01	PASS	
36			0	19.05	1.44	20.49	2.00	33.01	PASS	
36			18	18.86	1.44	20.30	2.00	33.01	PASS	
36			39	18.89	1.44	20.33	2.00	33.01	PASS	
75			0	18.67	1.44	20.11	2.00	33.01	PASS	



Radiated Power (EIRP) for LTE Band 41 /20M										
BW (MHz)	UL Channel	RB Size	RB offset	Modulation	Conduction AVG Power(dBm)	Ant Gain (dBi)	EIRP (dBm)	EIRP Limit(W)	EIRP Limit(dBm)	Verdict
20	Lowest	1	0	QPSK	19.77	1.44	21.21	2.00	33.01	PASS
		1	49		19.72	1.44	21.16	2.00	33.01	PASS
		1	99		19.61	1.44	21.05	2.00	33.01	PASS
		50	0		19.57	1.44	21.01	2.00	33.01	PASS
		50	24		19.49	1.44	20.93	2.00	33.01	PASS
		50	49		19.45	1.44	20.89	2.00	33.01	PASS
		100	0		19.30	1.44	20.74	2.00	33.01	PASS
		1	0	16QAM	19.71	1.44	21.15	2.00	33.01	PASS
		1	49		19.67	1.44	21.11	2.00	33.01	PASS
		1	99		19.44	1.44	20.88	2.00	33.01	PASS
		50	0		19.42	1.44	20.86	2.00	33.01	PASS
		50	24		19.44	1.44	20.88	2.00	33.01	PASS
		50	49		19.39	1.44	20.83	2.00	33.01	PASS
		100	0		19.22	1.44	20.66	2.00	33.01	PASS
	Middle	1	0	QPSK	19.81	1.44	21.25	2.00	33.01	PASS
		1	49		19.63	1.44	21.07	2.00	33.01	PASS
		1	99		19.50	1.44	20.94	2.00	33.01	PASS
		50	0		19.42	1.44	20.86	2.00	33.01	PASS
		50	24		19.23	1.44	20.67	2.00	33.01	PASS
		50	49		19.17	1.44	20.61	2.00	33.01	PASS
		100	0		19.15	1.44	20.59	2.00	33.01	PASS
		1	0	16QAM	19.65	1.44	21.09	2.00	33.01	PASS
		1	49		19.54	1.44	20.98	2.00	33.01	PASS
		1	99		19.31	1.44	20.75	2.00	33.01	PASS
		50	0		19.25	1.44	20.69	2.00	33.01	PASS
		50	24		19.18	1.44	20.62	2.00	33.01	PASS
		50	49		19.00	1.44	20.44	2.00	33.01	PASS
		100	0		19.13	1.44	20.57	2.00	33.01	PASS
	Highest	1	0	QPSK	19.75	1.44	21.19	2.00	33.01	PASS
		1	49		19.65	1.44	21.09	2.00	33.01	PASS
		1	99		19.58	1.44	21.02	2.00	33.01	PASS
		50	0		19.39	1.44	20.83	2.00	33.01	PASS
		50	24		19.35	1.44	20.79	2.00	33.01	PASS
		50	49		19.23	1.44	20.67	2.00	33.01	PASS
		100	0		19.08	1.44	20.52	2.00	33.01	PASS
		1	0	16QAM	19.75	1.44	21.19	2.00	33.01	PASS
1		49	19.48		1.44	20.92	2.00	33.01	PASS	
1		99	19.48		1.44	20.92	2.00	33.01	PASS	
50		0	19.27		1.44	20.71	2.00	33.01	PASS	
50		24	19.26		1.44	20.70	2.00	33.01	PASS	
50		49	19.19		1.44	20.63	2.00	33.01	PASS	
100		0	19.03		1.44	20.47	2.00	33.01	PASS	

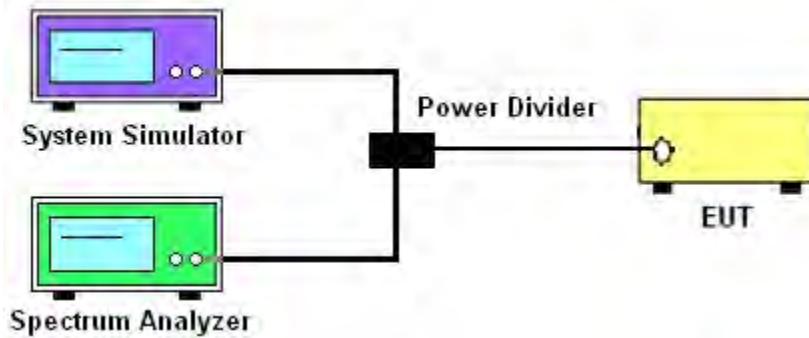
4. PEAK-TO-AVERAGE RATIO

4.1 DESCRIPTION OF THE CONDUCTED OUTPUT POWER MEASUREMENT

4.1.1 MEASUREMENT METHOD

Use one of the procedures presented in 4.1.3 to measure the total peak power and record as PPK. Use one of the applicable procedures presented 4.1.3 to measure the total average power and record as PAVg. Both the peak and average power levels must be expressed in the same logarithmic units (e.g., dBm). Determine the PAPR from:
 $PAPR (dB) = PPK (dBm) - PAVg (dBm)$.

4.1.2 TEST SETUP



4.1.3 TEST PROCEDURES

1. The testing follows FCC KDB 971168 D01 v03r01 Section 5.7 and ANSI C63.26 2015 Section 5.2.6.
2. The EUT was connected to spectrum and system simulator via a power divider
3. Select lowest, middle, and highest channels for each band and different modulation.
4. Set the test probe and measure the peak and average power of the spectrum analyzer
5. Record the deviation as Peak to Average Ratio.

4.1.4 TEST RESULTS

Note: The test data please reference to attachment "STS2207331W09_Appendix LTE".

5. OCCUPIED BANDWIDTH

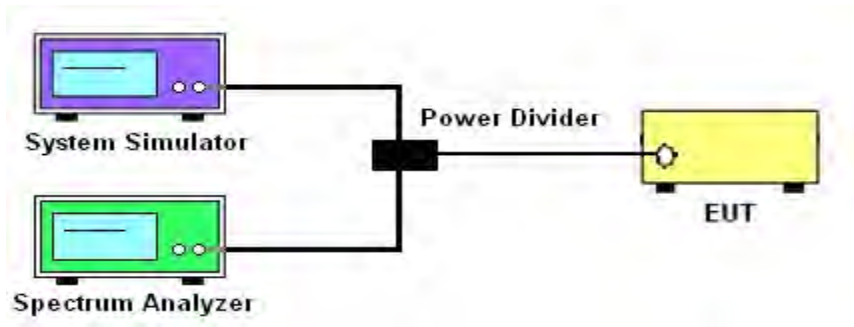
5.1 DESCRIPTION OF OCCUPIED BANDWIDTH MEASUREMENT

5.1.1 MEASUREMENT METHOD

1. The occupied bandwidth is the width of a frequency band such that, below the lower and above the upper frequency limits, the mean powers emitted are each equal to a specified percentage 0.5% of the total mean transmitted power.

2. The 26 db emission bandwidth is defined as the frequency range between two points, one above and one below the carrier frequency, at which the spectral density of the emission is attenuated 26 db below the maximum in-band spectral density of the modulated signal. spectral density (power per unit bandwidth) is to be measured with a detector of resolution bandwidth equal to approximately 1.0% of the emission bandwidth.

5.1.2 TEST SETUP



5.1.3 TEST PROCEDURES

1. The testing follows FCC KDB 971168 D01 v03r01 Section 4.2 and 4.3.
2. The EUT was connected to spectrum and system simulator via a power divider.
3. Select lowest, middle, and highest channels for each band and different modulation.
4. Set the test probe and measure the Occupied Bandwidth of the spectrum analyzer.
5. Measure and record the Occupied Bandwidth from the Spectrum Analyzer.

5.1.4 MEASUREMENT RESULT

Note: The test data please reference to attachment "STS2207331W09_Appendix LTE".



6. CONDUCTED BAND EDGE

6.1 DESCRIPTION OF CONDUCTED BAND EDGE MEASUREMENT

6.1.1 MEASUREMENT METHOD

1. §22.917(a)

For operations in the 824 – 849 MHz band, the FCC limit is $43 + 10\log_{10}(P[\text{Watts}])$ dB below the transmitter power $P(\text{Watts})$ in a 100kHz bandwidth. However, in the 1MHz bands immediately outside and adjacent to the licensee's frequency block, a resolution bandwidth of at least one percent of the emission bandwidth of the fundamental emission of the transmitter may be employed.

2. §24.238 (a)

For operations in the 1850-1910 and 1930-1990 MHz band, the FCC limit is $43 + 10\log_{10}(P[\text{Watts}])$ dB below the transmitter power $P(\text{Watts})$ in a 1MHz bandwidth. However, in the 1 MHz bands immediately outside and adjacent to the frequency block a resolution bandwidth of at least one percent of the emission bandwidth of the fundamental emission of the transmitter may be employed

3. §27.53 (h)

For operations in the 1710 – 1755 MHz band, the FCC limit is $43 + 10\log_{10}(P[\text{Watts}])$ dB below the transmitter power $P(\text{Watts})$ in a 1 MHz bandwidth. However, in the 1MHz bands immediately outside and adjacent to the licensee's frequency block, a resolution bandwidth of at least one percent of the emission bandwidth of the fundamental emission of the transmitter may be employed.

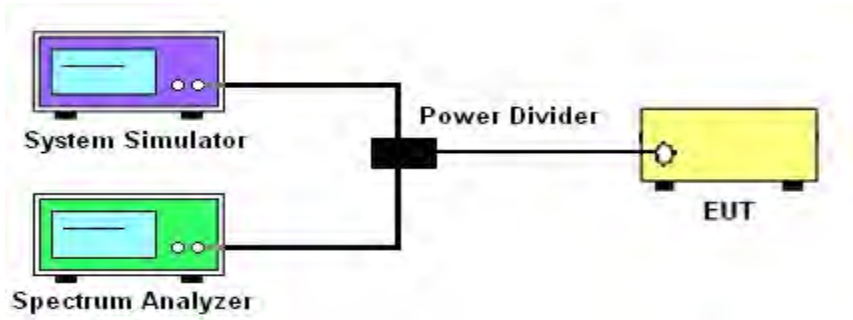
4. §27.53(m)(4)

For operations in the 2500 MHz ~ 2570 MHz band this section, the attenuation factor shall be not less than $40 + 10 \log (P)$ dB on all frequencies between the channel edge and 5 megahertz from the channel edge, $43 + 10 \log (P)$ dB on all frequencies between 5 megahertz and X megahertz from the channel edge, and $55 + 10 \log (P)$ dB on all frequencies more than X megahertz from the channel edge, where X is the greater of 6 megahertz or the actual emission bandwidth as defined in paragraph (m)(6) of this section. In addition, the attenuation factor shall not be less that $43 + 10 \log (P)$ dB on all frequencies between 2490.5 MHz and 2496 MHz and $55 + 10 \log (P)$ dB at or below 2490.5 MHz. Mobile Satellite Service licensees operating on frequencies below 2495 MHz may also submit a documented interference complaint against BRS licensees operating on channel BRS Channel 1 on the same terms and conditions as adjacent channel BRS or EBS licensees.

5. §27.53 (g)

For operations in the 698 -746 MHz band, the FCC limit is $43 + 10\log_{10}(P[\text{Watts}])$ dB below the transmitter power $P(\text{Watts})$ in a 100 kHz bandwidth. However, in the 100 kilohertz bands immediately outside and adjacent to a licensee's frequency block, a resolution bandwidth of at least 30 kHz may be employed.

6.1.2 TEST SETUP



6.1.3 TEST PROCEDURES

1. The testing FCC KDB 971168 D01 v03r01 Section 6.0 and ANSI C63.26 2015 Section 5.7.
2. The EUT was connected to spectrum analyzer and system simulator via a power divider.
3. The band edges of low and high channels for the highest RF powers were measured. Set RBW $\geq 1\%$ EBW in the 1MHz band immediately outside and adjacent to the band edge.
4. Set spectrum analyzer with RMS/AVG detector.
5. The RF fundamental frequency should be excluded against the limit line in the operating frequency band.
6. The limit line is derived from $43 + 10\log(P)$ dB below the transmitter power P(Watts)
 $= P(W) - [43 + 10\log(P)]$ (dB)
 $= [30 + 10\log(P)]$ (dBm) - $[43 + 10\log(P)]$ (dB)
 $= -13$ dBm.

Band 7:
 $= P(W) - [55 + 10\log(P)]$ (dB)
 $= [30 + 10\log(P)]$ (dBm) - $[55 + 10\log(P)]$ (dB)
 $= -25$ dBm.

6.1.4 MEASUREMENT RESULT

Note: The test data please reference to attachment "STS2207331W09_Appendix LTE".

7. CONDUCTED SPURIOUS EMISSION

7.1 DESCRIPTION OF CONDUCTED SPURIOUS EMISSION MEASUREMENT

7.1.1 MEASUREMENT METHOD

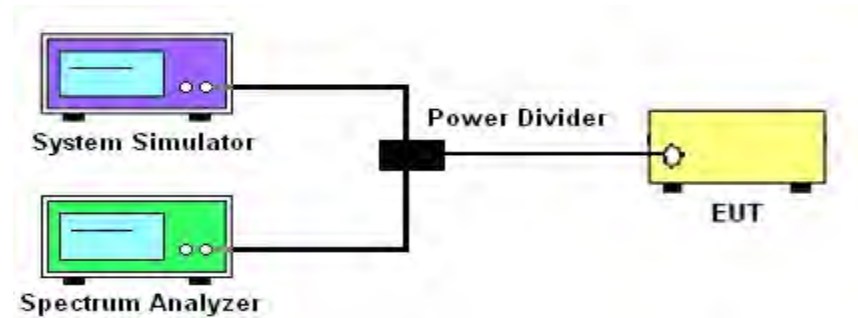
The power of any emission outside of the authorized operating frequency ranges must be lower than the transmitter power (P) by a factor of at least $43 + 10 \log (P)$ dB.

For Band 7:

The power of any emission outside of the authorized operating frequency ranges must be lower than the transmitter power (P) by a factor of at least $55 + 10 \log (P)$ dB.

It is measured by means of a calibrated spectrum analyzer and scanned from 30 MHz up to a frequency including its 10th harmonic.

7.1.2 TEST SETUP



7.1.3 TEST PROCEDURES

1. The testing FCC KDB 971168 D01 v03r01 Section 6.0 and ANSI C63.26 2015 Section 5.7.
2. The EUT was connected to spectrum analyzer and system simulator via a power divider.
3. The RF output of EUT was connected to the spectrum analyzer by RF cable and attenuator. The path loss was compensated to the results for each measurement
4. Make the measurement with the spectrum analyzer's RBW = 1MHz, VBW = 3MHz, taking the record of maximum spurious emission.
5. The RF fundamental frequency should be excluded against the limit line in the operating frequency band.
6. The limit line is derived from $43 + 10\log(P)$ dB below the transmitter power P(Watts)
 $= P(W) - [43 + 10\log(P)]$ (dB) = $[30 + 10\log(P)]$ (dBm) - $[43 + 10\log(P)]$ (dB)
 $= -13$ dBm.

For Band 7: $P(W) - [43 + 10\log(P)]$ (dB) = -25 dBm

7.1.4 TEST RESULTS

Note: The test data please reference to attachment "STS2207331W09_Appendix LTE".

8. RADIATED SPURIOUS EMISSION

8.1 DESCRIPTION OF RADIATED SPURIOUS EMISSION

8.1.1 MEASUREMENT METHOD

The radiated spurious emission was measured by substitution method according to ANSI C63.26 2015. The power of any emission outside of the authorized operating frequency ranges must be attenuated below the transmitter power (P) by a factor of at least $43 + 10 \log (P)$ dB. For Band 7 The power of any emission outside of the authorized operating frequency ranges must be attenuated below the transmitter power (P) by a factor of at least $55 + 10 \log (P)$ dB. The spectrum is scanned from 30 MHz up to a frequency including its 10th harmonic.

8.1.2 TEST SETUP

The procedure of radiated spurious emissions is as follows:

a) Pre-calibration With pre-calibration method, the Radiated Spurious Emissions(RSE) is calculated as, $RSE = Rx (dBuV) + CL (dB) + SA (dB) + Gain (dBi) - 107 (dBuV \text{ to } dBm)$ The SA is calibrated using following setup.

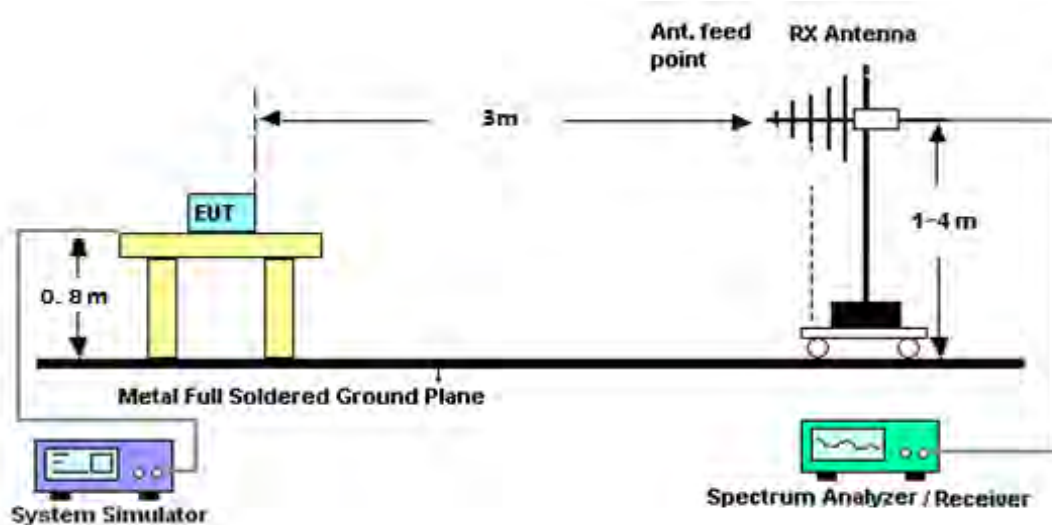
b) EUT was placed on 1.5 m non-conductive stand at a 3 m test distance from the receive antenna. A receiving antenna was placed on the antenna mast 3 m from the test item for emission measurements. The height of receiving antenna is 0.8m. The test setup refers to figure below. Detected emissions were maximized at each frequency by rotating the test item and adjusting the receiving antenna polarization. The radiated emission measurements of all non-harmonic and harmonics of the transmit frequency through the 10th harmonic measured with peak detector and 1MHz bandwidth.

Radiated emissions measurements were made only at the upper, middle, and lower carrier frequencies It was decided that measurements at these three carrier frequencies would be sufficient to demonstrate compliance with emissions limits because it was seen that all the significant spurs occur well outside the band and no radiation was seen from a carrier in one block of any band into any of the other blocks.

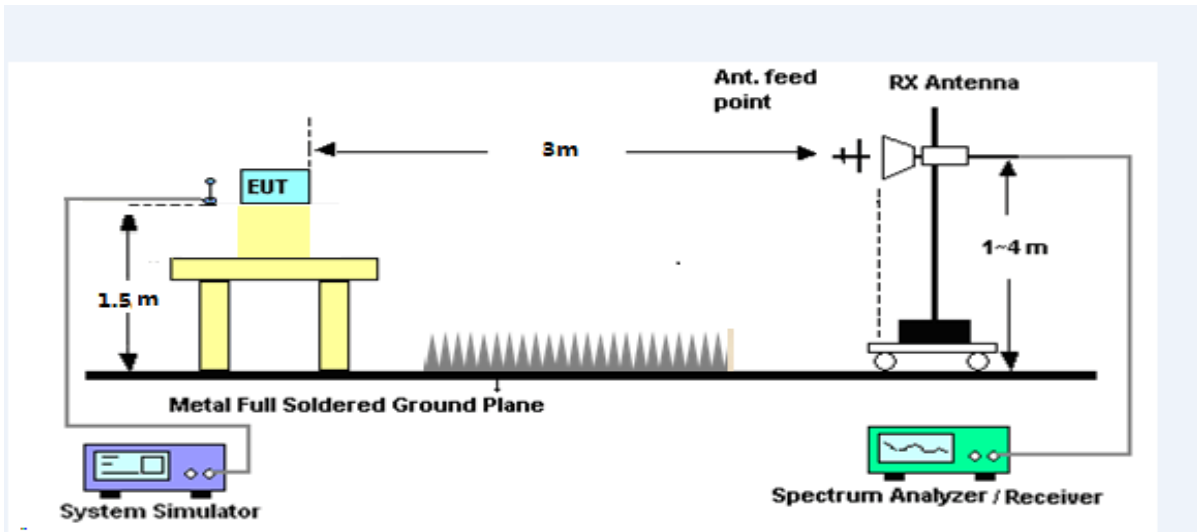
The substitution method is used. Substitution values at each frequency are measured before and saved to the test software. A "reference path loss" is established and the ARpl is the attenuation of "reference path loss", and including the gain of receive antenna, the gain of the preamplifier, the cable loss and the air loss. The measurement results are obtained as described below:

$$\text{Power} = \text{PMea} + \text{ARpl}$$

For radiated test from 30MHz to 1GHz



For radiated test from above 1GHz



8.1.3 TEST PROCEDURES

1. The testing FCC KDB 971168 D01 Section 7 and ANSI C63.26 2015 Section 5.5.
2. The EUT was placed on a rotatable wooden table with 1.5 meter above ground.
3. The EUT was set 3 meters from the receiving antenna, which was mounted on the antenna tower.
4. The table was rotated 360 degrees to determine the position of the highest spurious emission.
5. The height of the receiving antenna is varied between one meter and four meters to search the maximum spurious emission for both horizontal and vertical polarizations
6. Make the measurement with the spectrum analyzer's RBW = 1MHz, VBW = 3MHz, taking the record of maximum spurious emission.
7. A horn antenna was substituted in place of the EUT and was driven by a signal generator.
8. Tune the output power of signal generator to the same emission level with EUT maximum spurious emission.
9. Taking the record of output power at antenna port.
10. Repeat step 7 to step 8 for another polarization.
11. The RF fundamental frequency should be excluded against the limit line in the operating frequency band.

The limit line is derived from $43 + 10\log(P)$ dB below the transmitter power P(Watts)
 $= P(W) - [43 + 10\log(P)]$ (dB)
 $= [30 + 10\log(P)]$ (dBm) - $[43 + 10\log(P)]$ (dB)
 $= -13$ dBm

For Band 7:

The limit line is derived from $55 + 10\log(P)$ dB below the transmitter power P(Watts)
 $= [30 + 10\log(P)]$ (dBm) - $[55 + 10\log(P)]$ (dB)
 $= -25$ dBm

$P_{Mea} = S.G \text{ Level} + \text{Ant-Cable loss}; \text{Margin} = P_{Mea} - \text{Limit.}$



8.1.4 TEST RESULTS

LTE Band 2 / 1.4MHz / QPSK / RB Size 1 Offset 0/ The Worst Test Results for Lowest							
Frequency(MHz)	S G.Lev (dBm)	Ant(dBi)	Loss	PMea	Limit	Margin	Polarity
				(dBm)	(dBm)	(dBm)	
3701.31	-34.51	12.60	12.93	-34.84	-13.00	-21.84	H
5551.86	-35.04	13.10	17.11	-39.05	-13.00	-26.05	H
7402.80	-32.41	11.50	22.20	-43.11	-13.00	-30.11	H
3701.31	-34.82	12.60	12.93	-35.15	-13.00	-22.15	V
5551.86	-34.14	13.10	17.11	-38.15	-13.00	-25.15	V
7402.80	-33.06	11.50	22.20	-43.76	-13.00	-30.76	V
LTE Band 2 / 1.4MHz / QPSK / RB Size 1 Offset 0/ The Worst Test Results for Middle							
Frequency(MHz)	S G.Lev (dBm)	Ant(dBi)	Loss	PMea	Limit	Margin	Polarity
				(dBm)	(dBm)	(dBm)	
3760.25	-34.78	12.60	12.93	-35.11	-13.00	-22.11	H
5639.88	-35.14	13.10	17.11	-39.15	-13.00	-26.15	H
7520.29	-33.54	11.50	22.20	-44.24	-13.00	-31.24	H
3760.25	-35.58	12.60	12.93	-35.91	-13.00	-22.91	V
5639.88	-34.72	13.10	17.11	-38.73	-13.00	-25.73	V
7520.29	-33.13	11.50	22.20	-43.83	-13.00	-30.83	V
LTE Band 2 / 1.4MHz / QPSK / RB Size 1 Offset 0/ The Worst Test Results for Highest							
Frequency(MHz)	S G.Lev (dBm)	Ant(dBi)	Loss	PMea	Limit	Margin	Polarity
				(dBm)	(dBm)	(dBm)	
3818.19	-33.58	12.60	12.93	-33.91	-13.00	-20.91	H
5727.58	-34.72	13.10	17.11	-38.73	-13.00	-25.73	H
7636.85	-32.85	11.50	22.20	-43.55	-13.00	-30.55	H
3818.19	-35.99	12.60	12.93	-36.32	-13.00	-23.32	V
5727.58	-33.77	13.10	17.11	-37.78	-13.00	-24.78	V
7636.85	-32.01	11.50	22.20	-42.71	-13.00	-29.71	V



LTE Band 2 / 3MHz / QPSK / RB Size 1 Offset 0/ The Worst Test Results for Lowest							
Frequency(MHz)	S G.Lev (dBm)	Ant(dBi)	Loss	PMea	Limit	Margin	Polarity
				(dBm)	(dBm)	(dBm)	
3703.25	-34.51	12.60	12.93	-34.84	-13.00	-21.84	H
5554.53	-34.02	13.10	17.11	-38.03	-13.00	-25.03	H
7406.08	-33.09	11.50	22.20	-43.79	-13.00	-30.79	H
3703.25	-35.52	12.60	12.93	-35.85	-13.00	-22.85	V
5554.53	-34.19	13.10	17.11	-38.20	-13.00	-25.20	V
7406.08	-32.43	11.50	22.20	-43.13	-13.00	-30.13	V
LTE Band 2 / 3MHz / QPSK / RB Size 1 Offset 0/ The Worst Test Results for Middle							
Frequency(MHz)	S G.Lev (dBm)	Ant(dBi)	Loss	PMea	Limit	Margin	Polarity
				(dBm)	(dBm)	(dBm)	
3760.20	-34.90	12.60	12.93	-35.23	-13.00	-22.23	H
5639.96	-35.44	13.10	17.11	-39.45	-13.00	-26.45	H
7519.88	-32.89	11.50	22.20	-43.59	-13.00	-30.59	H
3760.20	-35.30	12.60	12.93	-35.63	-13.00	-22.63	V
5639.96	-34.60	13.10	17.11	-38.61	-13.00	-25.61	V
7519.88	-32.29	11.50	22.20	-42.99	-13.00	-29.99	V
LTE Band 2 / 3MHz / QPSK / RB Size 1 Offset 0/ The Worst Test Results for Highest							
Frequency(MHz)	S G.Lev (dBm)	Ant(dBi)	Loss	PMea	Limit	Margin	Polarity
				(dBm)	(dBm)	(dBm)	
3817.27	-34.26	12.60	12.93	-34.59	-13.00	-21.59	H
5725.50	-34.89	13.10	17.11	-38.90	-13.00	-25.90	H
7634.22	-33.02	11.50	22.20	-43.72	-13.00	-30.72	H
3817.27	-34.70	12.60	12.93	-35.03	-13.00	-22.03	V
5725.50	-34.72	13.10	17.11	-38.73	-13.00	-25.73	V
7634.22	-33.03	11.50	22.20	-43.73	-13.00	-30.73	V



LTE Band 2 / 5MHz / QPSK / RB Size 1 Offset 0/ The Worst Test Results for Lowest							
Frequency(MHz)	S G.Lev (dBm)	Ant(dBi)	Loss	PMea	Limit	Margin	Polarity
				(dBm)	(dBm)	(dBm)	
3705.25	-34.91	12.60	12.93	-35.24	-13.00	-22.24	H
5557.23	-35.19	13.10	17.11	-39.20	-13.00	-26.20	H
7409.98	-32.49	11.50	22.20	-43.19	-13.00	-30.19	H
3705.25	-34.62	12.60	12.93	-34.95	-13.00	-21.95	V
5557.23	-34.19	13.10	17.11	-38.20	-13.00	-25.20	V
7409.98	-32.14	11.50	22.20	-42.84	-13.00	-29.84	V
LTE Band 2 / 5MHz / QPSK / RB Size 1 Offset 0/ The Worst Test Results for Middle							
Frequency(MHz)	S G.Lev (dBm)	Ant(dBi)	Loss	PMea	Limit	Margin	Polarity
				(dBm)	(dBm)	(dBm)	
3760.14	-33.47	12.60	12.93	-33.80	-13.00	-20.80	H
5639.97	-34.72	13.10	17.11	-38.73	-13.00	-25.73	H
7520.24	-32.58	11.50	22.20	-43.28	-13.00	-30.28	H
3760.14	-35.48	12.60	12.93	-35.81	-13.00	-22.81	V
5639.97	-34.75	13.10	17.11	-38.76	-13.00	-25.76	V
7520.24	-31.82	11.50	22.20	-42.52	-13.00	-29.52	V
LTE Band 2 / 5MHz / QPSK / RB Size 1 Offset 0/ The Worst Test Results for Highest							
Frequency(MHz)	S G.Lev (dBm)	Ant(dBi)	Loss	PMea	Limit	Margin	Polarity
				(dBm)	(dBm)	(dBm)	
3815.01	-34.64	12.60	12.93	-34.97	-13.00	-21.97	H
5722.46	-35.37	13.10	17.11	-39.38	-13.00	-26.38	H
7629.86	-32.63	11.50	22.20	-43.33	-13.00	-30.33	H
3815.01	-35.41	12.60	12.93	-35.74	-13.00	-22.74	V
5722.46	-35.06	13.10	17.11	-39.07	-13.00	-26.07	V
7629.86	-31.92	11.50	22.20	-42.62	-13.00	-29.62	V



LTE Band 2 / 10MHz / QPSK / RB Size 1 Offset 0/ The Worst Test Results for Lowest							
Frequency(MHz)	S G.Lev (dBm)	Ant(dBi)	Loss	PMea	Limit	Margin	Polarity
				(dBm)	(dBm)	(dBm)	
3710.34	-34.02	12.60	12.93	-34.35	-13.00	-21.35	H
5565.47	-35.17	13.10	17.11	-39.18	-13.00	-26.18	H
7420.00	-32.96	11.50	22.20	-43.66	-13.00	-30.66	H
3710.34	-35.14	12.60	12.93	-35.47	-13.00	-22.47	V
5565.47	-33.86	13.10	17.11	-37.87	-13.00	-24.87	V
7420.00	-31.95	11.50	22.20	-42.65	-13.00	-29.65	V
LTE Band 2 / 10MHz / QPSK / RB Size 1 Offset 0/ The Worst Test Results for Middle							
Frequency(MHz)	S G.Lev (dBm)	Ant(dBi)	Loss	PMea	Limit	Margin	Polarity
				(dBm)	(dBm)	(dBm)	
3760.06	-33.58	12.60	12.93	-33.91	-13.00	-20.91	H
5640.13	-34.42	13.10	17.11	-38.43	-13.00	-25.43	H
7519.90	-32.85	11.50	22.20	-43.55	-13.00	-30.55	H
3760.06	-34.99	12.60	12.93	-35.32	-13.00	-22.32	V
5640.13	-34.98	13.10	17.11	-38.99	-13.00	-25.99	V
7519.90	-32.10	11.50	22.20	-42.80	-13.00	-29.80	V
LTE Band 2 / 10MHz / QPSK / RB Size 1 Offset 0/ The Worst Test Results for Highest							
Frequency(MHz)	S G.Lev (dBm)	Ant(dBi)	Loss	PMea	Limit	Margin	Polarity
				(dBm)	(dBm)	(dBm)	
3810.19	-34.80	12.60	12.93	-35.13	-13.00	-22.13	H
5715.04	-34.85	13.10	17.11	-38.86	-13.00	-25.86	H
7620.28	-33.42	11.50	22.20	-44.12	-13.00	-31.12	H
3810.19	-34.94	12.60	12.93	-35.27	-13.00	-22.27	V
5715.04	-34.55	13.10	17.11	-38.56	-13.00	-25.56	V
7620.28	-32.03	11.50	22.20	-42.73	-13.00	-29.73	V



LTE Band 2 / 15MHz / QPSK / RB Size 1 Offset 0/ The Worst Test Results for Lowest							
Frequency(MHz)	S G.Lev (dBm)	Ant(dBi)	Loss	PMea	Limit	Margin	Polarity
				(dBm)	(dBm)	(dBm)	
3715.06	-34.64	12.60	12.93	-34.97	-13.00	-21.97	H
5572.19	-35.21	13.10	17.11	-39.22	-13.00	-26.22	H
7430.47	-32.87	11.50	22.20	-43.57	-13.00	-30.57	H
3715.06	-35.60	12.60	12.93	-35.93	-13.00	-22.93	V
5572.19	-34.16	13.10	17.11	-38.17	-13.00	-25.17	V
7430.47	-32.82	11.50	22.20	-43.52	-13.00	-30.52	V
LTE Band 2 / 15MHz / QPSK / RB Size 1 Offset 0/ The Worst Test Results for Middle							
Frequency(MHz)	S G.Lev (dBm)	Ant(dBi)	Loss	PMea	Limit	Margin	Polarity
				(dBm)	(dBm)	(dBm)	
3759.83	-34.21	12.60	12.93	-34.54	-13.00	-21.54	H
5640.14	-34.04	13.10	17.11	-38.05	-13.00	-25.05	H
7520.08	-33.50	11.50	22.20	-44.20	-13.00	-31.20	H
3759.83	-35.20	12.60	12.93	-35.53	-13.00	-22.53	V
5640.14	-34.09	13.10	17.11	-38.10	-13.00	-25.10	V
7520.08	-32.29	11.50	22.20	-42.99	-13.00	-29.99	V
LTE Band 2 / 15MHz / QPSK / RB Size 1 Offset 0/ The Worst Test Results for Highest							
Frequency(MHz)	S G.Lev (dBm)	Ant(dBi)	Loss	PMea	Limit	Margin	Polarity
				(dBm)	(dBm)	(dBm)	
3804.91	-33.75	12.60	12.93	-34.08	-13.00	-21.08	H
5707.63	-35.24	13.10	17.11	-39.25	-13.00	-26.25	H
7609.96	-33.07	11.50	22.20	-43.77	-13.00	-30.77	H
3804.91	-35.51	12.60	12.93	-35.84	-13.00	-22.84	V
5707.63	-34.16	13.10	17.11	-38.17	-13.00	-25.17	V
7609.96	-31.78	11.50	22.20	-42.48	-13.00	-29.48	V



LTE Band 2 / 20MHz / QPSK / RB Size 1 Offset 0/ The Worst Test Results for Lowest							
Frequency(MHz)	S G.Lev (dBm)	Ant(dBi)	Loss	PMea	Limit	Margin	Polarity
				(dBm)	(dBm)	(dBm)	
3720.39	-33.70	12.60	12.93	-34.03	-13.00	-21.03	H
5580.58	-35.05	13.10	17.11	-39.06	-13.00	-26.06	H
7439.99	-33.38	11.50	22.20	-44.08	-13.00	-31.08	H
3720.39	-35.00	12.60	12.93	-35.33	-13.00	-22.33	V
5580.58	-34.63	13.10	17.11	-38.64	-13.00	-25.64	V
7439.99	-32.39	11.50	22.20	-43.09	-13.00	-30.09	V
LTE Band 2 / 20MHz / QPSK / RB Size 1 Offset 0/ The Worst Test Results for Middle							
Frequency(MHz)	S G.Lev (dBm)	Ant(dBi)	Loss	PMea	Limit	Margin	Polarity
				(dBm)	(dBm)	(dBm)	
3760.25	-34.10	12.60	12.93	-34.43	-13.00	-21.43	H
5639.97	-34.02	13.10	17.11	-38.03	-13.00	-25.03	H
7520.28	-32.98	11.50	22.20	-43.68	-13.00	-30.68	H
3760.25	-35.08	12.60	12.93	-35.41	-13.00	-22.41	V
5639.97	-35.01	13.10	17.11	-39.02	-13.00	-26.02	V
7520.28	-32.07	11.50	22.20	-42.77	-13.00	-29.77	V
LTE Band 2 / 20MHz / QPSK / RB Size 1 Offset 0/ The Worst Test Results for Highest							
Frequency(MHz)	S G.Lev (dBm)	Ant(dBi)	Loss	PMea	Limit	Margin	Polarity
				(dBm)	(dBm)	(dBm)	
3800.06	-34.11	12.60	12.93	-34.44	-13.00	-21.44	H
5699.98	-34.01	13.10	17.11	-38.02	-13.00	-25.02	H
7600.05	-32.61	11.50	22.20	-43.31	-13.00	-30.31	H
3800.06	-34.65	12.60	12.93	-34.98	-13.00	-21.98	V
5699.98	-34.74	13.10	17.11	-38.75	-13.00	-25.75	V
7600.05	-31.81	11.50	22.20	-42.51	-13.00	-29.51	V



LTE Band 4 / 1.4MHz / QPSK / RB Size 1 Offset 0/ The Worst Test Results for Lowest							
Frequency(MHz)	S G.Lev (dBm)	Ant(dBi)	Loss	PMea	Limit	Margin	Polarity
				(dBm)	(dBm)	(dBm)	
3421.30	-34.64	12.90	12.56	-34.30	-13.00	-21.30	H
5131.93	-34.52	13.10	16.32	-37.74	-13.00	-24.74	H
6842.49	-32.26	12.33	21.13	-41.06	-13.00	-28.06	H
3421.30	-34.78	12.90	12.56	-34.44	-13.00	-21.44	V
5131.93	-33.76	13.10	16.32	-36.98	-13.00	-23.98	V
6842.49	-32.20	12.33	21.13	-41.00	-13.00	-28.00	V
LTE Band 4 / 1.4MHz / QPSK / RB Size 1 Offset 0/ The Worst Test Results for Middle							
Frequency(MHz)	S G.Lev (dBm)	Ant(dBi)	Loss	PMea	Limit	Margin	Polarity
				(dBm)	(dBm)	(dBm)	
3465.00	-34.63	12.90	12.56	-34.29	-13.00	-21.29	H
5197.03	-35.06	13.10	16.32	-38.28	-13.00	-25.28	H
6929.99	-33.20	12.33	21.13	-42.00	-13.00	-29.00	H
3465.00	-34.87	12.90	12.56	-34.53	-13.00	-21.53	V
5197.03	-34.05	13.10	16.32	-37.27	-13.00	-24.27	V
6929.99	-32.12	12.33	21.13	-40.92	-13.00	-27.92	V
LTE Band 4 / 1.4MHz / QPSK / RB Size 1 Offset 0/ The Worst Test Results for Highest							
Frequency(MHz)	S G.Lev (dBm)	Ant(dBi)	Loss	PMea	Limit	Margin	Polarity
				(dBm)	(dBm)	(dBm)	
3508.24	-33.79	12.90	12.56	-33.45	-13.00	-20.45	H
5262.24	-34.02	13.10	16.32	-37.24	-13.00	-24.24	H
7015.72	-32.90	12.33	21.13	-41.70	-13.00	-28.70	H
3508.24	-35.82	12.90	12.56	-35.48	-13.00	-22.48	V
5262.24	-33.92	13.10	16.32	-37.14	-13.00	-24.14	V
7015.72	-32.69	12.33	21.13	-41.49	-13.00	-28.49	V



LTE Band 4 / 3MHz / QPSK / RB Size 1 Offset 0/ The Worst Test Results for Lowest							
Frequency(MHz)	S G.Lev (dBm)	Ant(dBi)	Loss	PMea	Limit	Margin	Polarity
				(dBm)	(dBm)	(dBm)	
3423.82	-34.59	12.90	12.56	-34.25	-13.00	-21.25	H
5135.97	-34.01	13.10	16.32	-37.23	-13.00	-24.23	H
6848.84	-33.34	12.33	21.13	-42.14	-13.00	-29.14	H
3423.82	-35.90	12.90	12.56	-35.56	-13.00	-22.56	V
5135.97	-33.90	13.10	16.32	-37.12	-13.00	-24.12	V
6848.84	-32.54	12.33	21.13	-41.34	-13.00	-28.34	V
LTE Band 4 / 3MHz / QPSK / RB Size 1 Offset 0/ The Worst Test Results for Middle							
Frequency(MHz)	S G.Lev (dBm)	Ant(dBi)	Loss	PMea	Limit	Margin	Polarity
				(dBm)	(dBm)	(dBm)	
3464.66	-34.60	12.90	12.56	-34.26	-13.00	-21.26	H
5196.84	-34.49	13.10	16.32	-37.71	-13.00	-24.71	H
6930.18	-33.44	12.33	21.13	-42.24	-13.00	-29.24	H
3464.66	-35.19	12.90	12.56	-34.85	-13.00	-21.85	V
5196.84	-33.97	13.10	16.32	-37.19	-13.00	-24.19	V
6930.18	-32.13	12.33	21.13	-40.93	-13.00	-27.93	V
LTE Band 4 / 3MHz / QPSK / RB Size 1 Offset 0/ The Worst Test Results for Highest							
Frequency(MHz)	S G.Lev (dBm)	Ant(dBi)	Loss	PMea	Limit	Margin	Polarity
				(dBm)	(dBm)	(dBm)	
3506.21	-34.87	12.90	12.56	-34.53	-13.00	-21.53	H
5261.65	-34.64	13.10	16.32	-37.86	-13.00	-24.86	H
7012.72	-33.27	12.33	21.13	-42.07	-13.00	-29.07	H
3506.21	-36.02	12.90	12.56	-35.68	-13.00	-22.68	V
5261.65	-34.64	13.10	16.32	-37.86	-13.00	-24.86	V
7012.72	-32.99	12.33	21.13	-41.79	-13.00	-28.79	V



LTE Band 4 / 5MHz / QPSK / RB Size 1 Offset 0/ The Worst Test Results for Lowest							
Frequency(MHz)	S G.Lev (dBm)	Ant(dBi)	Loss	PMea	Limit	Margin	Polarity
				(dBm)	(dBm)	(dBm)	
3424.93	-33.85	12.90	12.56	-33.51	-13.00	-20.51	H
5136.81	-35.47	13.10	16.32	-38.69	-13.00	-25.69	H
6849.79	-33.15	12.33	21.13	-41.95	-13.00	-28.95	H
3424.93	-35.67	12.90	12.56	-35.33	-13.00	-22.33	V
5136.81	-34.46	13.10	16.32	-37.68	-13.00	-24.68	V
6849.79	-32.59	12.33	21.13	-41.39	-13.00	-28.39	V
LTE Band 4 / 5MHz / QPSK / RB Size 1 Offset 0/ The Worst Test Results for Middle							
Frequency(MHz)	S G.Lev (dBm)	Ant(dBi)	Loss	PMea	Limit	Margin	Polarity
				(dBm)	(dBm)	(dBm)	
3464.76	-34.93	12.90	12.56	-34.59	-13.00	-21.59	H
5197.00	-35.05	13.10	16.32	-38.27	-13.00	-25.27	H
6929.90	-32.75	12.33	21.13	-41.55	-13.00	-28.55	H
3464.76	-34.98	12.90	12.56	-34.64	-13.00	-21.64	V
5197.00	-34.93	13.10	16.32	-38.15	-13.00	-25.15	V
6929.90	-32.19	12.33	21.13	-40.99	-13.00	-27.99	V
LTE Band 4 / 5MHz / QPSK / RB Size 1 Offset 0/ The Worst Test Results for Highest							
Frequency(MHz)	S G.Lev (dBm)	Ant(dBi)	Loss	PMea	Limit	Margin	Polarity
				(dBm)	(dBm)	(dBm)	
3505.35	-33.71	12.90	12.56	-33.37	-13.00	-20.37	H
5256.94	-35.28	13.10	16.32	-38.50	-13.00	-25.50	H
7009.87	-32.56	12.33	21.13	-41.36	-13.00	-28.36	H
3505.35	-35.00	12.90	12.56	-34.66	-13.00	-21.66	V
5256.94	-33.89	13.10	16.32	-37.11	-13.00	-24.11	V
7009.87	-32.72	12.33	21.13	-41.52	-13.00	-28.52	V



LTE Band 4 / 10MHz / QPSK / RB Size 1 Offset 0/ The Worst Test Results for Lowest							
Frequency(MHz)	S G.Lev (dBm)	Ant(dBi)	Loss	PMea	Limit	Margin	Polarity
				(dBm)	(dBm)	(dBm)	
3429.76	-33.63	12.90	12.56	-33.29	-13.00	-20.29	H
5145.39	-34.76	13.10	16.32	-37.98	-13.00	-24.98	H
6860.21	-32.24	12.33	21.13	-41.04	-13.00	-28.04	H
3429.76	-35.71	12.90	12.56	-35.37	-13.00	-22.37	V
5145.39	-35.04	13.10	16.32	-38.26	-13.00	-25.26	V
6860.21	-32.81	12.33	21.13	-41.61	-13.00	-28.61	V
LTE Band 4 / 10MHz / QPSK / RB Size 1 Offset 0/ The Worst Test Results for Middle							
Frequency(MHz)	S G.Lev (dBm)	Ant(dBi)	Loss	PMea	Limit	Margin	Polarity
				(dBm)	(dBm)	(dBm)	
3464.35	-34.83	12.90	12.56	-34.49	-13.00	-21.49	H
5196.48	-34.59	13.10	16.32	-37.81	-13.00	-24.81	H
6929.39	-33.18	12.33	21.13	-41.98	-13.00	-28.98	H
3464.35	-35.39	12.90	12.56	-35.05	-13.00	-22.05	V
5196.48	-35.13	13.10	16.32	-38.35	-13.00	-25.35	V
6929.39	-31.96	12.33	21.13	-40.76	-13.00	-27.76	V
LTE Band 4 / 10MHz / QPSK / RB Size 1 Offset 0/ The Worst Test Results for Highest							
Frequency(MHz)	S G.Lev (dBm)	Ant(dBi)	Loss	PMea	Limit	Margin	Polarity
				(dBm)	(dBm)	(dBm)	
3500.34	-33.74	12.90	12.56	-33.40	-13.00	-20.40	H
5250.27	-35.36	13.10	16.32	-38.58	-13.00	-25.58	H
6999.69	-32.69	12.33	21.13	-41.49	-13.00	-28.49	H
3500.34	-35.00	12.90	12.56	-34.66	-13.00	-21.66	V
5250.27	-34.96	13.10	16.32	-38.18	-13.00	-25.18	V
6999.69	-32.46	12.33	21.13	-41.26	-13.00	-28.26	V



LTE Band 4 / 15MHz / QPSK / RB Size 1 Offset 0/ The Worst Test Results for Lowest							
Frequency(MHz)	S G.Lev (dBm)	Ant(dBi)	Loss	PMea	Limit	Margin	Polarity
				(dBm)	(dBm)	(dBm)	
3434.70	-33.77	12.90	12.56	-33.43	-13.00	-20.43	H
5152.43	-35.11	13.10	16.32	-38.33	-13.00	-25.33	H
6870.72	-32.36	12.33	21.13	-41.16	-13.00	-28.16	H
3434.70	-35.70	12.90	12.56	-35.36	-13.00	-22.36	V
5152.43	-34.30	13.10	16.32	-37.52	-13.00	-24.52	V
6870.72	-32.49	12.33	21.13	-41.29	-13.00	-28.29	V
LTE Band 4 / 15MHz / QPSK / RB Size 1 Offset 0/ The Worst Test Results for Middle							
Frequency(MHz)	S G.Lev (dBm)	Ant(dBi)	Loss	PMea	Limit	Margin	Polarity
				(dBm)	(dBm)	(dBm)	
3464.90	-34.38	12.90	12.56	-34.04	-13.00	-21.04	H
5196.57	-34.17	13.10	16.32	-37.39	-13.00	-24.39	H
6929.92	-32.35	12.33	21.13	-41.15	-13.00	-28.15	H
3464.90	-34.77	12.90	12.56	-34.43	-13.00	-21.43	V
5196.57	-35.11	13.10	16.32	-38.33	-13.00	-25.33	V
6929.92	-33.20	12.33	21.13	-42.00	-13.00	-29.00	V
LTE Band 4 / 15MHz / QPSK / RB Size 1 Offset 0/ The Worst Test Results for Highest							
Frequency(MHz)	S G.Lev (dBm)	Ant(dBi)	Loss	PMea	Limit	Margin	Polarity
				(dBm)	(dBm)	(dBm)	
3495.29	-34.48	12.90	12.56	-34.14	-13.00	-21.14	H
5242.20	-35.09	13.10	16.32	-38.31	-13.00	-25.31	H
6990.04	-33.29	12.33	21.13	-42.09	-13.00	-29.09	H
3495.29	-34.65	12.90	12.56	-34.31	-13.00	-21.31	V
5242.20	-34.62	13.10	16.32	-37.84	-13.00	-24.84	V
6990.04	-32.72	12.33	21.13	-41.52	-13.00	-28.52	V



LTE Band 4 / 20MHz / QPSK / RB Size 1 Offset 0/ The Worst Test Results for Lowest							
Frequency(MHz)	S G.Lev (dBm)	Ant(dBi)	Loss	PMea	Limit	Margin	Polarity
				(dBm)	(dBm)	(dBm)	
3440.05	-34.24	12.90	12.56	-33.90	-13.00	-20.90	H
5160.25	-35.15	13.10	16.32	-38.37	-13.00	-25.37	H
6880.61	-32.49	12.33	21.13	-41.29	-13.00	-28.29	H
3440.05	-34.87	12.90	12.56	-34.53	-13.00	-21.53	V
5160.25	-34.91	13.10	16.32	-38.13	-13.00	-25.13	V
6880.61	-32.10	12.33	21.13	-40.90	-13.00	-27.90	V
LTE Band 4 / 20MHz / QPSK / RB Size 1 Offset 0/ The Worst Test Results for Middle							
Frequency(MHz)	S G.Lev (dBm)	Ant(dBi)	Loss	PMea	Limit	Margin	Polarity
				(dBm)	(dBm)	(dBm)	
3465.02	-34.13	12.90	12.56	-33.79	-13.00	-20.79	H
5196.62	-34.39	13.10	16.32	-37.61	-13.00	-24.61	H
6929.69	-33.29	12.33	21.13	-42.09	-13.00	-29.09	H
3465.02	-35.33	12.90	12.56	-34.99	-13.00	-21.99	V
5196.62	-34.29	13.10	16.32	-37.51	-13.00	-24.51	V
6929.69	-32.62	12.33	21.13	-41.42	-13.00	-28.42	V
LTE Band 4 / 20MHz / QPSK / RB Size 1 Offset 0/ The Worst Test Results for Highest							
Frequency(MHz)	S G.Lev (dBm)	Ant(dBi)	Loss	PMea	Limit	Margin	Polarity
				(dBm)	(dBm)	(dBm)	
3490.62	-33.75	12.90	12.56	-33.41	-13.00	-20.41	H
5235.14	-34.22	13.10	16.32	-37.44	-13.00	-24.44	H
6979.50	-32.77	12.33	21.13	-41.57	-13.00	-28.57	H
3490.62	-34.79	12.90	12.56	-34.45	-13.00	-21.45	V
5235.14	-35.20	13.10	16.32	-38.42	-13.00	-25.42	V
6979.50	-33.11	12.33	21.13	-41.91	-13.00	-28.91	V



LTE Band 5 / 1.4MHz / QPSK / RB Size 1 Offset 0/ The Worst Test Results for Lowest							
Frequency(MHz)	S G.Lev (dBm)	Ant(dBi)	Loss	PMea	Limit	Margin	Polarity
				(dBm)	(dBm)	(dBm)	
1648.83	-34.91	9.56	9.72	-35.07	-13.00	-22.07	H
2473.77	-35.36	10.50	10.86	-35.72	-13.00	-22.72	H
3298.33	-33.06	12.78	11.57	-31.85	-13.00	-18.85	H
1648.83	-35.41	9.56	9.72	-35.57	-13.00	-22.57	V
2473.77	-33.88	10.50	10.86	-34.24	-13.00	-21.24	V
3298.33	-32.94	12.78	11.57	-31.73	-13.00	-18.73	V
LTE Band 5 / 1.4MHz / QPSK / RB Size 1 Offset 0/ The Worst Test Results for Middle							
Frequency(MHz)	S G.Lev (dBm)	Ant(dBi)	Loss	PMea	Limit	Margin	Polarity
				(dBm)	(dBm)	(dBm)	
1672.56	-34.08	9.56	9.72	-34.24	-13.00	-21.24	H
2508.97	-34.55	10.50	10.86	-34.91	-13.00	-21.91	H
3345.55	-33.11	12.78	11.57	-31.90	-13.00	-18.90	H
1672.56	-35.66	9.56	9.72	-35.82	-13.00	-22.82	V
2508.97	-34.61	10.50	10.86	-34.97	-13.00	-21.97	V
3345.55	-32.35	12.78	11.57	-31.14	-13.00	-18.14	V
LTE Band 5 / 1.4MHz / QPSK / RB Size 1 Offset 0/ The Worst Test Results for Highest							
Frequency(MHz)	S G.Lev (dBm)	Ant(dBi)	Loss	PMea	Limit	Margin	Polarity
				(dBm)	(dBm)	(dBm)	
1696.23	-34.56	9.56	9.72	-34.72	-13.00	-21.72	H
2544.37	-35.19	10.50	10.86	-35.55	-13.00	-22.55	H
3393.12	-32.75	12.78	11.57	-31.54	-13.00	-18.54	H
1696.23	-35.18	9.56	9.72	-35.34	-13.00	-22.34	V
2544.37	-34.65	10.50	10.86	-35.01	-13.00	-22.01	V
3393.12	-33.02	12.78	11.57	-31.81	-13.00	-18.81	V



LTE Band 5 / 3MHz / QPSK / RB Size 1 Offset 0/ The Worst Test Results for Lowest							
Frequency(MHz)	S G.Lev (dBm)	Ant(dBi)	Loss	PMea	Limit	Margin	Polarity
				(dBm)	(dBm)	(dBm)	
1650.05	-34.18	9.56	9.72	-34.34	-13.00	-21.34	H
2476.09	-34.12	10.50	10.86	-34.48	-13.00	-21.48	H
3301.70	-32.81	12.78	11.57	-31.60	-13.00	-18.60	H
1650.05	-35.21	9.56	9.72	-35.37	-13.00	-22.37	V
2476.09	-34.58	10.50	10.86	-34.94	-13.00	-21.94	V
3301.70	-32.88	12.78	11.57	-31.67	-13.00	-18.67	V
LTE Band 5 / 3MHz / QPSK / RB Size 1 Offset 0/ The Worst Test Results for Middle							
Frequency(MHz)	S G.Lev (dBm)	Ant(dBi)	Loss	PMea	Limit	Margin	Polarity
				(dBm)	(dBm)	(dBm)	
1672.22	-34.45	9.56	9.72	-34.61	-13.00	-21.61	H
2509.07	-34.40	10.50	10.86	-34.76	-13.00	-21.76	H
3345.90	-32.78	12.78	11.57	-31.57	-13.00	-18.57	H
1672.22	-35.19	9.56	9.72	-35.35	-13.00	-22.35	V
2509.07	-34.93	10.50	10.86	-35.29	-13.00	-22.29	V
3345.90	-32.67	12.78	11.57	-31.46	-13.00	-18.46	V
LTE Band 5 / 3MHz / QPSK / RB Size 1 Offset 0/ The Worst Test Results for Highest							
Frequency(MHz)	S G.Lev (dBm)	Ant(dBi)	Loss	PMea	Limit	Margin	Polarity
				(dBm)	(dBm)	(dBm)	
1694.51	-34.00	9.56	9.72	-34.16	-13.00	-21.16	H
2541.96	-34.14	10.50	10.86	-34.50	-13.00	-21.50	H
3389.33	-33.37	12.78	11.57	-32.16	-13.00	-19.16	H
1694.51	-34.80	9.56	9.72	-34.96	-13.00	-21.96	V
2541.96	-35.09	10.50	10.86	-35.45	-13.00	-22.45	V
3389.33	-32.51	12.78	11.57	-31.30	-13.00	-18.30	V



LTE Band 5 / 5MHz / QPSK / RB Size 1 Offset 0/ The Worst Test Results for Lowest							
Frequency(MHz)	S G.Lev (dBm)	Ant(dBi)	Loss	PMea	Limit	Margin	Polarity
				(dBm)	(dBm)	(dBm)	
1652.46	-33.82	9.56	9.72	-33.98	-13.00	-20.98	H
2478.94	-34.62	10.50	10.86	-34.98	-13.00	-21.98	H
3305.77	-33.02	12.78	11.57	-31.81	-13.00	-18.81	H
1652.46	-34.56	9.56	9.72	-34.72	-13.00	-21.72	V
2478.94	-33.95	10.50	10.86	-34.31	-13.00	-21.31	V
3305.77	-32.83	12.78	11.57	-31.62	-13.00	-18.62	V
LTE Band 5 / 5MHz / QPSK / RB Size 1 Offset 0/ The Worst Test Results for Middle							
Frequency(MHz)	S G.Lev (dBm)	Ant(dBi)	Loss	PMea	Limit	Margin	Polarity
				(dBm)	(dBm)	(dBm)	
1672.16	-33.62	9.56	9.72	-33.78	-13.00	-20.78	H
2508.55	-35.48	10.50	10.86	-35.84	-13.00	-22.84	H
3345.62	-33.15	12.78	11.57	-31.94	-13.00	-18.94	H
1672.16	-34.83	9.56	9.72	-34.99	-13.00	-21.99	V
2508.55	-34.69	10.50	10.86	-35.05	-13.00	-22.05	V
3345.62	-32.52	12.78	11.57	-31.31	-13.00	-18.31	V
LTE Band 5 / 5MHz / QPSK / RB Size 1 Offset 0/ The Worst Test Results for Highest							
Frequency(MHz)	S G.Lev (dBm)	Ant(dBi)	Loss	PMea	Limit	Margin	Polarity
				(dBm)	(dBm)	(dBm)	
1692.47	-34.40	9.56	9.72	-34.56	-13.00	-21.56	H
2538.91	-34.99	10.50	10.86	-35.35	-13.00	-22.35	H
3385.90	-33.19	12.78	11.57	-31.98	-13.00	-18.98	H
1692.47	-34.84	9.56	9.72	-35.00	-13.00	-22.00	V
2538.91	-33.76	10.50	10.86	-34.12	-13.00	-21.12	V
3385.90	-33.04	12.78	11.57	-31.83	-13.00	-18.83	V



LTE Band 5 / 10MHz / QPSK / RB Size 1 Offset 0/ The Worst Test Results for Lowest							
Frequency(MHz)	S G.Lev (dBm)	Ant(dBi)	Loss	PMea	Limit	Margin	Polarity
				(dBm)	(dBm)	(dBm)	
1657.86	-33.95	9.56	9.72	-34.11	-13.00	-21.11	H
2486.35	-35.41	10.50	10.86	-35.77	-13.00	-22.77	H
3315.46	-33.45	12.78	11.57	-32.24	-13.00	-19.24	H
1657.86	-35.82	9.56	9.72	-35.98	-13.00	-22.98	V
2486.35	-35.19	10.50	10.86	-35.55	-13.00	-22.55	V
3315.46	-32.76	12.78	11.57	-31.55	-13.00	-18.55	V
LTE Band 5 / 10MHz / QPSK / RB Size 1 Offset 0/ The Worst Test Results for Middle							
Frequency(MHz)	S G.Lev (dBm)	Ant(dBi)	Loss	PMea	Limit	Margin	Polarity
				(dBm)	(dBm)	(dBm)	
1672.40	-33.92	9.56	9.72	-34.08	-13.00	-21.08	H
2508.70	-35.29	10.50	10.86	-35.65	-13.00	-22.65	H
3345.19	-33.32	12.78	11.57	-32.11	-13.00	-19.11	H
1672.40	-35.03	9.56	9.72	-35.19	-13.00	-22.19	V
2508.70	-33.98	10.50	10.86	-34.34	-13.00	-21.34	V
3345.19	-31.80	12.78	11.57	-30.59	-13.00	-17.59	V
LTE Band 5 / 10MHz / QPSK / RB Size 1 Offset 0/ The Worst Test Results for Highest							
Frequency(MHz)	S G.Lev (dBm)	Ant(dBi)	Loss	PMea	Limit	Margin	Polarity
				(dBm)	(dBm)	(dBm)	
1687.50	-34.26	9.56	9.72	-34.42	-13.00	-21.42	H
2531.25	-34.96	10.50	10.86	-35.32	-13.00	-22.32	H
3375.79	-32.51	12.78	11.57	-31.30	-13.00	-18.30	H
1687.50	-35.54	9.56	9.72	-35.70	-13.00	-22.70	V
2531.25	-34.98	10.50	10.86	-35.34	-13.00	-22.34	V
3375.79	-33.10	12.78	11.57	-31.89	-13.00	-18.89	V



LTE Band 7 / 5MHz / QPSK / RB Size 1 Offset 0/ The Worst Test Results for Lowest							
Frequency(MHz)	S G.Lev (dBm)	Ant(dBi)	Loss	PMea	Limit	Margin	Polarity
				(dBm)	(dBm)	(dBm)	
5005.17	-34.40	12.66	15.86	-37.60	-25.00	-12.60	H
7507.56	-34.27	11.46	19.28	-42.09	-25.00	-17.09	H
10010.30	-33.09	12.79	23.19	-43.49	-25.00	-18.49	H
5005.17	-34.94	12.66	15.86	-38.14	-25.00	-13.14	V
7507.56	-33.83	11.46	19.28	-41.65	-25.00	-16.65	V
10010.30	-31.92	12.79	23.19	-42.32	-25.00	-17.32	V
LTE Band 7 / 5MHz / QPSK / RB Size 1 Offset 0/ The Worst Test Results for Middle							
Frequency(MHz)	S G.Lev (dBm)	Ant(dBi)	Loss	PMea	Limit	Margin	Polarity
				(dBm)	(dBm)	(dBm)	
5070.05	-34.05	12.72	15.86	-37.19	-25.00	-12.19	H
7605.12	-33.99	11.46	19.28	-41.81	-25.00	-16.81	H
10139.77	-33.19	12.09	23.19	-44.29	-25.00	-19.29	H
5070.05	-35.61	12.72	15.86	-38.75	-25.00	-13.75	V
7605.12	-34.04	11.46	19.28	-41.86	-25.00	-16.86	V
10139.77	-32.42	12.09	23.19	-43.52	-25.00	-18.52	V
LTE Band 7 / 5MHz / QPSK / RB Size 1 Offset 0/ The Worst Test Results for Highest							
Frequency(MHz)	S G.Lev (dBm)	Ant(dBi)	Loss	PMea	Limit	Margin	Polarity
				(dBm)	(dBm)	(dBm)	
5133.62	-33.87	12.76	15.86	-36.97	-25.00	-11.97	H
7701.48	-34.02	11.45	19.28	-41.85	-25.00	-16.85	H
10268.44	-33.50	12.28	23.19	-44.41	-25.00	-19.41	H
5133.62	-34.70	12.76	15.86	-37.80	-25.00	-12.80	V
7701.48	-33.86	11.45	19.28	-41.69	-25.00	-16.69	V
10268.44	-32.35	12.28	23.19	-43.26	-25.00	-18.26	V



LTE Band 7 / 10MHz / QPSK / RB Size 1 Offset 0/ The Worst Test Results for Lowest							
Frequency(MHz)	S G.Lev (dBm)	Ant(dBi)	Loss	PMea	Limit	Margin	Polarity
				(dBm)	(dBm)	(dBm)	
5010.27	-33.90	12.66	15.86	-37.10	-25.00	-12.10	H
7515.37	-34.11	11.46	19.28	-41.93	-25.00	-16.93	H
10020.67	-32.96	12.79	23.19	-43.36	-25.00	-18.36	H
5010.27	-34.76	12.66	15.86	-37.96	-25.00	-12.96	V
7515.37	-34.32	11.46	19.28	-42.14	-25.00	-17.14	V
10020.67	-32.77	12.79	23.19	-43.17	-25.00	-18.17	V
LTE Band 7 / 10MHz / QPSK / RB Size 1 Offset 0/ The Worst Test Results for Middle							
Frequency(MHz)	S G.Lev (dBm)	Ant(dBi)	Loss	PMea	Limit	Margin	Polarity
				(dBm)	(dBm)	(dBm)	
5070.06	-34.01	12.72	15.86	-37.15	-25.00	-12.15	H
7605.01	-35.43	11.46	19.28	-43.25	-25.00	-18.25	H
10139.86	-33.65	12.09	23.19	-44.75	-25.00	-19.75	H
5070.06	-35.03	12.72	15.86	-38.17	-25.00	-13.17	V
7605.01	-34.41	11.46	19.28	-42.23	-25.00	-17.23	V
10139.86	-32.29	12.09	23.19	-43.39	-25.00	-18.39	V
LTE Band 7 / 10MHz / QPSK / RB Size 1 Offset 0/ The Worst Test Results for Highest							
Frequency(MHz)	S G.Lev (dBm)	Ant(dBi)	Loss	PMea	Limit	Margin	Polarity
				(dBm)	(dBm)	(dBm)	
5129.07	-34.04	12.76	15.86	-37.14	-25.00	-12.14	H
7693.92	-35.06	11.45	19.28	-42.89	-25.00	-17.89	H
10258.89	-32.54	12.28	23.19	-43.45	-25.00	-18.45	H
5129.07	-35.59	12.76	15.86	-38.69	-25.00	-13.69	V
7693.92	-34.38	11.45	19.28	-42.21	-25.00	-17.21	V
10258.89	-32.88	12.28	23.19	-43.79	-25.00	-18.79	V



LTE Band 7 / 15MHz / QPSK / RB Size 1 Offset 0/ The Worst Test Results for Lowest							
Frequency(MHz)	S G.Lev (dBm)	Ant(dBi)	Loss	PMea	Limit	Margin	Polarity
				(dBm)	(dBm)	(dBm)	
5015.50	-34.49	12.66	15.86	-37.69	-25.00	-12.69	H
7524.06	-34.92	11.46	19.28	-42.74	-25.00	-17.74	H
10031.96	-32.42	12.79	23.19	-42.82	-25.00	-17.82	H
5015.50	-34.59	12.66	15.86	-37.79	-25.00	-12.79	V
7524.06	-34.51	11.46	19.28	-42.33	-25.00	-17.33	V
10031.96	-32.45	12.79	23.19	-42.85	-25.00	-17.85	V
LTE Band 7 / 15MHz / QPSK / RB Size 1 Offset 0/ The Worst Test Results for Middle							
Frequency(MHz)	S G.Lev (dBm)	Ant(dBi)	Loss	PMea	Limit	Margin	Polarity
				(dBm)	(dBm)	(dBm)	
5070.02	-33.66	12.72	15.86	-36.80	-25.00	-11.80	H
7604.80	-34.45	11.46	19.28	-42.27	-25.00	-17.27	H
10139.70	-33.33	12.09	23.19	-44.43	-25.00	-19.43	H
5070.02	-35.58	12.72	15.86	-38.72	-25.00	-13.72	V
7604.80	-34.64	11.46	19.28	-42.46	-25.00	-17.46	V
10139.70	-32.27	12.09	23.19	-43.37	-25.00	-18.37	V
LTE Band 7 / 15MHz / QPSK / RB Size 1 Offset 0/ The Worst Test Results for Highest							
Frequency(MHz)	S G.Lev (dBm)	Ant(dBi)	Loss	PMea	Limit	Margin	Polarity
				(dBm)	(dBm)	(dBm)	
5123.31	-34.77	12.76	15.86	-37.87	-25.00	-12.87	H
7523.73	-35.07	11.45	19.28	-42.90	-25.00	-17.90	H
10032.27	-33.09	12.28	23.19	-44.00	-25.00	-19.00	H
5123.31	-35.77	12.76	15.86	-38.87	-25.00	-13.87	V
7523.73	-34.16	11.45	19.28	-41.99	-25.00	-16.99	V
10032.27	-33.20	12.28	23.19	-44.11	-25.00	-19.11	V



LTE Band 7 / 20MHz / QPSK / RB Size 1 Offset 0/ The Worst Test Results for Lowest							
Frequency(MHz)	S G.Lev (dBm)	Ant(dBi)	Loss	PMea	Limit	Margin	Polarity
				(dBm)	(dBm)	(dBm)	
5021.09	-34.92	12.66	15.86	-38.12	-25.00	-13.12	H
7530.92	-34.56	11.46	19.28	-42.38	-25.00	-17.38	H
10258.55	-32.53	12.79	23.19	-42.93	-25.00	-17.93	H
5021.09	-34.66	12.66	15.86	-37.86	-25.00	-12.86	V
7530.92	-34.98	11.46	19.28	-42.80	-25.00	-17.80	V
10258.55	-33.10	12.79	23.19	-43.50	-25.00	-18.50	V
LTE Band 7 / 20MHz / QPSK / RB Size 1 Offset 0/ The Worst Test Results for Middle							
Frequency(MHz)	S G.Lev (dBm)	Ant(dBi)	Loss	PMea	Limit	Margin	Polarity
				(dBm)	(dBm)	(dBm)	
5069.87	-33.65	12.72	15.86	-36.79	-25.00	-11.79	H
7605.08	-35.40	11.46	19.28	-43.22	-25.00	-18.22	H
10139.60	-32.76	12.09	23.19	-43.86	-25.00	-18.86	H
5069.87	-35.41	12.72	15.86	-38.55	-25.00	-13.55	V
7605.08	-35.24	11.46	19.28	-43.06	-25.00	-18.06	V
10139.60	-32.89	12.09	23.19	-43.99	-25.00	-18.99	V
LTE Band 7 / 20MHz / QPSK / RB Size 1 Offset 0/ The Worst Test Results for Highest							
Frequency(MHz)	S G.Lev (dBm)	Ant(dBi)	Loss	PMea	Limit	Margin	Polarity
				(dBm)	(dBm)	(dBm)	
5118.75	-33.49	12.76	15.86	-36.59	-25.00	-11.59	H
7678.08	-34.31	11.45	19.28	-42.14	-25.00	-17.14	H
10237.58	-32.71	12.28	23.19	-43.62	-25.00	-18.62	H
5118.75	-35.44	12.76	15.86	-38.54	-25.00	-13.54	V
7678.08	-35.18	11.45	19.28	-43.01	-25.00	-18.01	V
10237.58	-32.56	12.28	23.19	-43.47	-25.00	-18.47	V



LTE Band 12 / 1.4MHz / QPSK / RB Size 1 Offset 0/ The Worst Test Results for Lowest							
Frequency(MHz)	S G.Lev (dBm)	Ant(dBi)	Loss	PMea	Limit	Margin	Polarity
				(dBm)	(dBm)	(dBm)	
1399.31	-34.02	8.17	9.34	-35.19	-13.00	-22.19	H
2098.78	-34.66	9.53	10.42	-35.55	-13.00	-22.55	H
2798.79	-33.19	11.27	11.12	-33.04	-13.00	-20.04	H
1399.31	-35.15	8.17	9.34	-36.32	-13.00	-23.32	V
2098.78	-34.30	9.53	10.42	-35.19	-13.00	-22.19	V
2798.79	-31.77	11.27	11.12	-31.62	-13.00	-18.62	V
LTE Band 12 / 1.4MHz / QPSK / RB Size 1 Offset 0/ The Worst Test Results for Middle							
Frequency(MHz)	S G.Lev (dBm)	Ant(dBi)	Loss	PMea	Limit	Margin	Polarity
				(dBm)	(dBm)	(dBm)	
1414.90	-34.68	8.17	9.34	-35.85	-13.00	-22.85	H
2122.28	-34.93	9.53	10.42	-35.82	-13.00	-22.82	H
2829.56	-33.61	11.27	11.12	-33.46	-13.00	-20.46	H
1414.90	-35.14	8.17	9.34	-36.31	-13.00	-23.31	V
2122.28	-34.79	9.53	10.42	-35.68	-13.00	-22.68	V
2829.56	-31.88	11.27	11.12	-31.73	-13.00	-18.73	V
LTE Band 12 / 1.4MHz / QPSK / RB Size 1 Offset 0/ The Worst Test Results for Highest							
Frequency(MHz)	S G.Lev (dBm)	Ant(dBi)	Loss	PMea	Limit	Margin	Polarity
				(dBm)	(dBm)	(dBm)	
1430.28	-34.10	8.17	9.34	-35.27	-13.00	-22.27	H
2145.86	-34.74	9.53	10.42	-35.63	-13.00	-22.63	H
2861.15	-33.50	11.27	11.12	-33.35	-13.00	-20.35	H
1430.28	-34.76	8.17	9.34	-35.93	-13.00	-22.93	V
2145.86	-34.28	9.53	10.42	-35.17	-13.00	-22.17	V
2861.15	-32.84	11.27	11.12	-32.69	-13.00	-19.69	V



LTE Band 12 / 3MHz / QPSK / RB Size 1 Offset 0/ The Worst Test Results for Lowest							
Frequency(MHz)	S G.Lev (dBm)	Ant(dBi)	Loss	PMea	Limit	Margin	Polarity
				(dBm)	(dBm)	(dBm)	
1400.96	-33.74	8.17	9.34	-34.91	-13.00	-21.91	H
2101.11	-34.69	9.53	10.42	-35.58	-13.00	-22.58	H
2801.68	-32.52	11.27	11.12	-32.37	-13.00	-19.37	H
1400.96	-35.85	8.17	9.34	-37.02	-13.00	-24.02	V
2101.11	-33.98	9.53	10.42	-34.87	-13.00	-21.87	V
2801.68	-32.23	11.27	11.12	-32.08	-13.00	-19.08	V
LTE Band 12 / 3MHz / QPSK / RB Size 1 Offset 0/ The Worst Test Results for Middle							
Frequency(MHz)	S G.Lev (dBm)	Ant(dBi)	Loss	PMea	Limit	Margin	Polarity
				(dBm)	(dBm)	(dBm)	
1414.72	-34.53	8.17	9.34	-35.70	-13.00	-22.70	H
2122.29	-35.29	9.53	10.42	-36.18	-13.00	-23.18	H
2829.74	-32.85	11.27	11.12	-32.70	-13.00	-19.70	H
1414.72	-35.84	8.17	9.34	-37.01	-13.00	-24.01	V
2122.29	-34.59	9.53	10.42	-35.48	-13.00	-22.48	V
2829.74	-33.01	11.27	11.12	-32.86	-13.00	-19.86	V
LTE Band 12 / 3MHz / QPSK / RB Size 1 Offset 0/ The Worst Test Results for Highest							
Frequency(MHz)	S G.Lev (dBm)	Ant(dBi)	Loss	PMea	Limit	Margin	Polarity
				(dBm)	(dBm)	(dBm)	
1428.77	-34.45	8.17	9.34	-35.62	-13.00	-22.62	H
2143.11	-35.19	9.53	10.42	-36.08	-13.00	-23.08	H
2857.65	-32.26	11.27	11.12	-32.11	-13.00	-19.11	H
1428.77	-35.29	8.17	9.34	-36.46	-13.00	-23.46	V
2143.11	-34.98	9.53	10.42	-35.87	-13.00	-22.87	V
2857.65	-32.57	11.27	11.12	-32.42	-13.00	-19.42	V



LTE Band 12 / 5MHz / QPSK / RB Size 1 Offset 0/ The Worst Test Results for Lowest							
Frequency(MHz)	S G.Lev (dBm)	Ant(dBi)	Loss	PMea	Limit	Margin	Polarity
				(dBm)	(dBm)	(dBm)	
1402.75	-34.36	8.17	9.34	-35.53	-13.00	-22.53	H
2104.41	-35.35	9.53	10.42	-36.24	-13.00	-23.24	H
2805.72	-33.03	11.27	11.12	-32.88	-13.00	-19.88	H
1402.75	-34.87	8.17	9.34	-36.04	-13.00	-23.04	V
2104.41	-33.77	9.53	10.42	-34.66	-13.00	-21.66	V
2805.72	-32.60	11.27	11.12	-32.45	-13.00	-19.45	V
LTE Band 12 / 5MHz / QPSK / RB Size 1 Offset 0/ The Worst Test Results for Middle							
Frequency(MHz)	S G.Lev (dBm)	Ant(dBi)	Loss	PMea	Limit	Margin	Polarity
				(dBm)	(dBm)	(dBm)	
1414.85	-33.55	8.17	9.34	-34.72	-13.00	-21.72	H
2122.47	-34.75	9.53	10.42	-35.64	-13.00	-22.64	H
2829.73	-32.21	11.27	11.12	-32.06	-13.00	-19.06	H
1414.85	-35.99	8.17	9.34	-37.16	-13.00	-24.16	V
2122.47	-34.87	9.53	10.42	-35.76	-13.00	-22.76	V
2829.73	-32.68	11.27	11.12	-32.53	-13.00	-19.53	V
LTE Band 12 / 5MHz / QPSK / RB Size 1 Offset 0/ The Worst Test Results for Highest							
Frequency(MHz)	S G.Lev (dBm)	Ant(dBi)	Loss	PMea	Limit	Margin	Polarity
				(dBm)	(dBm)	(dBm)	
1426.79	-34.04	8.17	9.34	-35.21	-13.00	-22.21	H
2140.40	-34.27	9.53	10.42	-35.16	-13.00	-22.16	H
2853.53	-33.07	11.27	11.12	-32.92	-13.00	-19.92	H
1426.79	-35.90	8.17	9.34	-37.07	-13.00	-24.07	V
2140.40	-35.05	9.53	10.42	-35.94	-13.00	-22.94	V
2853.53	-32.85	11.27	11.12	-32.70	-13.00	-19.70	V



LTE Band 12 / 10MHz / QPSK / RB Size 1 Offset 0/ The Worst Test Results for Lowest							
Frequency(MHz)	S G.Lev (dBm)	Ant(dBi)	Loss	PMea	Limit	Margin	Polarity
				(dBm)	(dBm)	(dBm)	
1407.82	-33.44	8.17	9.34	-34.61	-13.00	-21.61	H
2111.59	-34.52	9.53	10.42	-35.41	-13.00	-22.41	H
2815.64	-32.57	11.27	11.12	-32.42	-13.00	-19.42	H
1407.82	-35.04	8.17	9.34	-36.21	-13.00	-23.21	V
2111.59	-34.68	9.53	10.42	-35.57	-13.00	-22.57	V
2815.64	-32.26	11.27	11.12	-32.11	-13.00	-19.11	V
LTE Band 12 / 10MHz / QPSK / RB Size 1 Offset 0/ The Worst Test Results for Middle							
Frequency(MHz)	S G.Lev (dBm)	Ant(dBi)	Loss	PMea	Limit	Margin	Polarity
				(dBm)	(dBm)	(dBm)	
1414.70	-34.11	8.17	9.34	-35.28	-13.00	-22.28	H
2122.10	-34.61	9.53	10.42	-35.50	-13.00	-22.50	H
2829.54	-32.52	11.27	11.12	-32.37	-13.00	-19.37	H
1414.70	-35.56	8.17	9.34	-36.73	-13.00	-23.73	V
2122.10	-34.62	9.53	10.42	-35.51	-13.00	-22.51	V
2829.54	-32.67	11.27	11.12	-32.52	-13.00	-19.52	V
LTE Band 12 / 10MHz / QPSK / RB Size 1 Offset 0/ The Worst Test Results for Highest							
Frequency(MHz)	S G.Lev (dBm)	Ant(dBi)	Loss	PMea	Limit	Margin	Polarity
				(dBm)	(dBm)	(dBm)	
1421.72	-34.39	8.17	9.34	-35.56	-13.00	-22.56	H
2132.50	-34.49	9.53	10.42	-35.38	-13.00	-22.38	H
2843.52	-33.12	11.27	11.12	-32.97	-13.00	-19.97	H
1421.72	-34.77	8.17	9.34	-35.94	-13.00	-22.94	V
2132.50	-34.12	9.53	10.42	-35.01	-13.00	-22.01	V
2843.52	-32.24	11.27	11.12	-32.09	-13.00	-19.09	V



LTE Band 17 / 5MHz / QPSK / RB Size 1 Offset 0/ The Worst Test Results for Lowest							
Frequency(MHz)	S G.Lev (dBm)	Ant(dBi)	Loss	PMea	Limit	Margin	Polarity
				(dBm)	(dBm)	(dBm)	
1413.37	-33.97	8.17	9.34	-35.14	-13.00	-22.14	H
2120.28	-34.39	9.53	10.42	-35.28	-13.00	-22.28	H
2826.83	-32.35	11.27	11.12	-32.20	-13.00	-19.20	H
1413.37	-35.14	8.17	9.34	-36.31	-13.00	-23.31	V
2120.28	-34.36	9.53	10.42	-35.25	-13.00	-22.25	V
2826.83	-32.97	11.27	11.12	-32.82	-13.00	-19.82	V
LTE Band 17 / 5MHz / QPSK / RB Size 1 Offset 0/ The Worst Test Results for Middle							
Frequency(MHz)	S G.Lev (dBm)	Ant(dBi)	Loss	PMea	Limit	Margin	Polarity
				(dBm)	(dBm)	(dBm)	
1419.92	-34.15	8.17	9.34	-35.32	-13.00	-22.32	H
2130.16	-34.92	9.53	10.42	-35.81	-13.00	-22.81	H
2840.00	-33.61	11.27	11.12	-33.46	-13.00	-20.46	H
1419.92	-35.48	8.17	9.34	-36.65	-13.00	-23.65	V
2130.16	-34.12	9.53	10.42	-35.01	-13.00	-22.01	V
2840.00	-33.03	11.27	11.12	-32.88	-13.00	-19.88	V
LTE Band 17 / 5MHz / QPSK / RB Size 1 Offset 0/ The Worst Test Results for Highest							
Frequency(MHz)	S G.Lev (dBm)	Ant(dBi)	Loss	PMea	Limit	Margin	Polarity
				(dBm)	(dBm)	(dBm)	
1426.28	-34.26	8.17	9.34	-35.43	-13.00	-22.43	H
2139.37	-34.30	9.53	10.42	-35.19	-13.00	-22.19	H
2852.67	-33.01	11.27	11.12	-32.86	-13.00	-19.86	H
1426.28	-35.92	8.17	9.34	-37.09	-13.00	-24.09	V
2139.37	-35.01	9.53	10.42	-35.90	-13.00	-22.90	V
2852.67	-31.99	11.27	11.12	-31.84	-13.00	-18.84	V



LTE Band 17 / 10MHz / QPSK / RB Size 1 Offset 0/ The Worst Test Results for Lowest							
Frequency(MHz)	S G.Lev (dBm)	Ant(dBi)	Loss	PMea	Limit	Margin	Polarity
				(dBm)	(dBm)	(dBm)	
1418.21	-33.92	8.17	9.34	-35.09	-13.00	-22.09	H
2127.26	-34.57	9.53	10.42	-35.46	-13.00	-22.46	H
2836.68	-33.06	11.27	11.12	-32.91	-13.00	-19.91	H
1418.21	-35.18	8.17	9.34	-36.35	-13.00	-23.35	V
2127.26	-34.26	9.53	10.42	-35.15	-13.00	-22.15	V
2836.68	-33.17	11.27	11.12	-33.02	-13.00	-20.02	V
LTE Band 17 / 10MHz / QPSK / RB Size 1 Offset 0/ The Worst Test Results for Middle							
Frequency(MHz)	S G.Lev (dBm)	Ant(dBi)	Loss	PMea	Limit	Margin	Polarity
				(dBm)	(dBm)	(dBm)	
1419.79	-33.70	8.17	9.34	-34.87	-13.00	-21.87	H
2130.03	-34.70	9.53	10.42	-35.59	-13.00	-22.59	H
2840.03	-32.51	11.27	11.12	-32.36	-13.00	-19.36	H
1419.79	-35.54	8.17	9.34	-36.71	-13.00	-23.71	V
2130.03	-34.44	9.53	10.42	-35.33	-13.00	-22.33	V
2840.03	-32.37	11.27	11.12	-32.22	-13.00	-19.22	V
LTE Band 17 / 10MHz / QPSK / RB Size 1 Offset 0/ The Worst Test Results for Highest							
Frequency(MHz)	S G.Lev (dBm)	Ant(dBi)	Loss	PMea	Limit	Margin	Polarity
				(dBm)	(dBm)	(dBm)	
1420.95	-33.56	8.17	9.34	-34.73	-13.00	-21.73	H
2132.01	-35.42	9.53	10.42	-36.31	-13.00	-23.31	H
2842.75	-33.51	11.27	11.12	-33.36	-13.00	-20.36	H
1420.95	-35.64	8.17	9.34	-36.81	-13.00	-23.81	V
2132.01	-35.24	9.53	10.42	-36.13	-13.00	-23.13	V
2842.75	-32.08	11.27	11.12	-31.93	-13.00	-18.93	V



LTE Band 26(Part 22) / 1.4MHz / QPSK / RB Size 1 Offset 0/ The Worst Test Results for Lowest

Frequency(MHz)	S G.Lev (dBm)	Ant(dBi)	Loss	PMea	Limit	Margin	Polarity
				(dBm)	(dBm)	(dBm)	
1649.24	-33.89	9.56	9.72	-34.05	-13.00	-21.05	H
2473.60	-35.38	10.50	10.86	-35.74	-13.00	-22.74	H
3298.91	-32.32	12.78	11.57	-31.11	-13.00	-18.11	H
1649.24	-34.87	9.56	9.72	-35.03	-13.00	-22.03	V
2473.60	-34.38	10.50	10.86	-34.74	-13.00	-21.74	V
3298.91	-32.50	12.78	11.57	-31.29	-13.00	-18.29	V

LTE Band 26(Part 22) / 1.4MHz / QPSK / RB Size 1 Offset 0/ The Worst Test Results for Middle

Frequency(MHz)	S G.Lev (dBm)	Ant(dBi)	Loss	PMea	Limit	Margin	Polarity
				(dBm)	(dBm)	(dBm)	
1672.94	-33.95	9.56	9.72	-34.11	-13.00	-21.11	H
2509.21	-35.38	10.50	10.86	-35.74	-13.00	-22.74	H
3346.09	-32.55	12.78	11.57	-31.34	-13.00	-18.34	H
1672.94	-36.02	9.56	9.72	-36.18	-13.00	-23.18	V
2509.21	-34.24	10.50	10.86	-34.60	-13.00	-21.60	V
3346.09	-32.89	12.78	11.57	-31.68	-13.00	-18.68	V

LTE Band 26(Part 22) / 1.4MHz / QPSK / RB Size 1 Offset 0/ The Worst Test Results for Highest

Frequency(MHz)	S G.Lev (dBm)	Ant(dBi)	Loss	PMea	Limit	Margin	Polarity
				(dBm)	(dBm)	(dBm)	
1696.25	-33.83	9.56	9.72	-33.99	-13.00	-20.99	H
2544.84	-34.14	10.50	10.86	-34.50	-13.00	-21.50	H
3393.07	-32.43	12.78	11.57	-31.22	-13.00	-18.22	H
1696.25	-34.62	9.56	9.72	-34.78	-13.00	-21.78	V
2544.84	-34.87	10.50	10.86	-35.23	-13.00	-22.23	V
3393.07	-31.83	12.78	11.57	-30.62	-13.00	-17.62	V



LTE Band 26(Part 22) / 3MHz / QPSK / RB Size 1 Offset 0/ The Worst Test Results for Lowest							
Frequency(MHz)	S G.Lev (dBm)	Ant(dBi)	Loss	PMea	Limit	Margin	Polarity
				(dBm)	(dBm)	(dBm)	
1651.32	-34.62	9.56	9.72	-34.78	-13.00	-21.78	H
2476.25	-34.75	10.50	10.86	-35.11	-13.00	-22.11	H
3301.66	-33.19	12.78	11.57	-31.98	-13.00	-18.98	H
1651.32	-34.53	9.56	9.72	-34.69	-13.00	-21.69	V
2476.25	-34.63	10.50	10.86	-34.99	-13.00	-21.99	V
3301.66	-32.28	12.78	11.57	-31.07	-13.00	-18.07	V
LTE Band 26(Part 22) / 3MHz / QPSK / RB Size 1 Offset 0/ The Worst Test Results for Middle							
Frequency(MHz)	S G.Lev (dBm)	Ant(dBi)	Loss	PMea	Limit	Margin	Polarity
				(dBm)	(dBm)	(dBm)	
1672.85	-34.85	9.56	9.72	-35.01	-13.00	-22.01	H
2509.06	-35.15	10.50	10.86	-35.51	-13.00	-22.51	H
3345.94	-32.43	12.78	11.57	-31.22	-13.00	-18.22	H
1672.85	-35.65	9.56	9.72	-35.81	-13.00	-22.81	V
2509.06	-35.15	10.50	10.86	-35.51	-13.00	-22.51	V
3345.94	-32.12	12.78	11.57	-30.91	-13.00	-17.91	V
LTE Band 26(Part 22) / 3MHz / QPSK / RB Size 1 Offset 0/ The Worst Test Results for Highest							
Frequency(MHz)	S G.Lev (dBm)	Ant(dBi)	Loss	PMea	Limit	Margin	Polarity
				(dBm)	(dBm)	(dBm)	
1695.41	-33.53	9.56	9.72	-33.69	-13.00	-20.69	H
2542.16	-35.48	10.50	10.86	-35.84	-13.00	-22.84	H
3390.05	-33.46	12.78	11.57	-32.25	-13.00	-19.25	H
1695.41	-35.06	9.56	9.72	-35.22	-13.00	-22.22	V
2542.16	-33.96	10.50	10.86	-34.32	-13.00	-21.32	V
3390.05	-32.22	12.78	11.57	-31.01	-13.00	-18.01	V



LTE Band 26(Part 22) / 5MHz / QPSK / RB Size 1 Offset 0/ The Worst Test Results for Lowest							
Frequency(MHz)	S G.Lev (dBm)	Ant(dBi)	Loss	PMea	Limit	Margin	Polarity
				(dBm)	(dBm)	(dBm)	
1652.62	-33.77	9.56	9.72	-33.93	-13.00	-20.93	H
2479.41	-34.31	10.50	10.86	-34.67	-13.00	-21.67	H
3306.47	-32.25	12.78	11.57	-31.04	-13.00	-18.04	H
1652.62	-35.05	9.56	9.72	-35.21	-13.00	-22.21	V
2479.41	-34.09	10.50	10.86	-34.45	-13.00	-21.45	V
3306.47	-32.45	12.78	11.57	-31.24	-13.00	-18.24	V
LTE Band 26(Part 22) / 5MHz / QPSK / RB Size 1 Offset 0/ The Worst Test Results for Middle							
Frequency(MHz)	S G.Lev (dBm)	Ant(dBi)	Loss	PMea	Limit	Margin	Polarity
				(dBm)	(dBm)	(dBm)	
1673.09	-33.72	9.56	9.72	-33.88	-13.00	-20.88	H
2509.25	-34.24	10.50	10.86	-34.60	-13.00	-21.60	H
3345.91	-32.71	12.78	11.57	-31.50	-13.00	-18.50	H
1673.09	-35.42	9.56	9.72	-35.58	-13.00	-22.58	V
2509.25	-34.37	10.50	10.86	-34.73	-13.00	-21.73	V
3345.94	-32.94	12.78	11.57	-31.73	-13.00	-18.73	V
LTE Band 26(Part 22) / 5MHz / QPSK / RB Size 1 Offset 0/ The Worst Test Results for Highest							
Frequency(MHz)	S G.Lev (dBm)	Ant(dBi)	Loss	PMea	Limit	Margin	Polarity
				(dBm)	(dBm)	(dBm)	
1693.73	-33.61	9.56	9.72	-33.77	-13.00	-20.77	H
2539.51	-34.92	10.50	10.86	-35.28	-13.00	-22.28	H
3385.84	-32.33	12.78	11.57	-31.12	-13.00	-18.12	H
1693.73	-35.98	9.56	9.72	-36.14	-13.00	-23.14	V
2539.51	-35.07	10.50	10.86	-35.43	-13.00	-22.43	V
3385.84	-33.12	12.78	11.57	-31.91	-13.00	-18.91	V



LTE Band 26(Part 22) / 10MHz / QPSK / RB Size 1 Offset 0/ The Worst Test Results for Lowest							
Frequency(MHz)	S G.Lev (dBm)	Ant(dBi)	Loss	PMea	Limit	Margin	Polarity
				(dBm)	(dBm)	(dBm)	
1658.08	-33.44	9.56	9.72	-33.60	-13.00	-20.60	H
2486.39	-34.32	10.50	10.86	-34.68	-13.00	-21.68	H
3315.64	-33.41	12.78	11.57	-32.20	-13.00	-19.20	H
1658.08	-35.05	9.56	9.72	-35.21	-13.00	-22.21	V
2486.39	-34.36	10.50	10.86	-34.72	-13.00	-21.72	V
3315.64	-32.46	12.78	11.57	-31.25	-13.00	-18.25	V
LTE Band 26(Part 22) / 10MHz / QPSK / RB Size 1 Offset 0/ The Worst Test Results for Middle							
Frequency(MHz)	S G.Lev (dBm)	Ant(dBi)	Loss	PMea	Limit	Margin	Polarity
				(dBm)	(dBm)	(dBm)	
1673.24	-34.13	9.56	9.72	-34.29	-13.00	-21.29	H
2509.05	-35.49	10.50	10.86	-35.85	-13.00	-22.85	H
3346.20	-33.37	12.78	11.57	-32.16	-13.00	-19.16	H
1673.24	-35.24	9.56	9.72	-35.40	-13.00	-22.40	V
2509.05	-35.16	10.50	10.86	-35.52	-13.00	-22.52	V
3346.20	-32.99	12.78	11.57	-31.78	-13.00	-18.78	V
LTE Band 26(Part 22) / 10MHz / QPSK / RB Size 1 Offset 0/ The Worst Test Results for Highest							
Frequency(MHz)	S G.Lev (dBm)	Ant(dBi)	Loss	PMea	Limit	Margin	Polarity
				(dBm)	(dBm)	(dBm)	
1688.62	-33.97	9.56	9.72	-34.13	-13.00	-21.13	H
2532.47	-34.96	10.50	10.86	-35.32	-13.00	-22.32	H
3375.84	-33.47	12.78	11.57	-32.26	-13.00	-19.26	H
1688.62	-34.85	9.56	9.72	-35.01	-13.00	-22.01	V
2532.47	-34.98	10.50	10.86	-35.34	-13.00	-22.34	V
3375.84	-32.06	12.78	11.57	-30.85	-13.00	-17.85	V



LTE Band 26(Part 22) / 15MHz / QPSK / RB Size 1 Offset 0/ The Worst Test Results for Lowest							
Frequency(MHz)	S G.Lev (dBm)	Ant(dBi)	Loss	PMea	Limit	Margin	Polarity
				(dBm)	(dBm)	(dBm)	
1663.19	-34.08	9.56	9.72	-34.24	-13.00	-21.24	H
2494.51	-35.36	10.50	10.86	-35.72	-13.00	-22.72	H
3325.54	-32.70	12.78	11.57	-31.49	-13.00	-18.49	H
1663.19	-35.54	9.56	9.72	-35.70	-13.00	-22.70	V
2494.51	-34.23	10.50	10.86	-34.59	-13.00	-21.59	V
3325.54	-31.74	12.78	11.57	-30.53	-13.00	-17.53	V
LTE Band 26(Part 22) / 15MHz / QPSK / RB Size 1 Offset 0/ The Worst Test Results for Middle							
Frequency(MHz)	S G.Lev (dBm)	Ant(dBi)	Loss	PMea	Limit	Margin	Polarity
				(dBm)	(dBm)	(dBm)	
1673.25	-33.98	9.56	9.72	-34.14	-13.00	-21.14	H
2509.09	-34.32	10.50	10.86	-34.68	-13.00	-21.68	H
3346.24	-32.76	12.78	11.57	-31.55	-13.00	-18.55	H
1673.25	-36.00	9.56	9.72	-36.16	-13.00	-23.16	V
2509.09	-34.85	10.50	10.86	-35.21	-13.00	-22.21	V
3346.24	-31.91	12.78	11.57	-30.70	-13.00	-17.70	V
LTE Band 26(Part 22) / 15MHz / QPSK / RB Size 1 Offset 0/ The Worst Test Results for Highest							
Frequency(MHz)	S G.Lev (dBm)	Ant(dBi)	Loss	PMea	Limit	Margin	Polarity
				(dBm)	(dBm)	(dBm)	
1683.47	-33.76	9.56	9.72	-33.92	-13.00	-20.92	H
2524.13	-34.95	10.50	10.86	-35.31	-13.00	-22.31	H
3366.34	-32.39	12.78	11.57	-31.18	-13.00	-18.18	H
1683.47	-35.93	9.56	9.72	-36.09	-13.00	-23.09	V
2524.13	-33.93	10.50	10.86	-34.29	-13.00	-21.29	V
3366.34	-32.94	12.78	11.57	-31.73	-13.00	-18.73	V



LTE Band 26(Part 90) / 1.4MHz / QPSK / RB Size 1 Offset 0/ The Worst Test Results for Lowest							
Frequency(MHz)	S G.Lev (dBm)	Ant(dBi)	Loss	PMea	Limit	Margin	Polarity
				(dBm)	(dBm)	(dBm)	
1649.07	-33.65	9.56	9.72	-33.81	-13.00	-20.81	H
2473.27	-35.12	10.50	10.86	-35.48	-13.00	-22.48	H
3298.78	-33.37	12.78	11.57	-32.16	-13.00	-19.16	H
1649.07	-35.25	9.56	9.72	-35.41	-13.00	-22.41	V
2473.27	-34.28	10.50	10.86	-34.64	-13.00	-21.64	V
3298.78	-31.98	12.78	11.57	-30.77	-13.00	-17.77	V
LTE Band 26(Part 90) / 1.4MHz / QPSK / RB Size 1 Offset 0/ The Worst Test Results for Middle							
Frequency(MHz)	S G.Lev (dBm)	Ant(dBi)	Loss	PMea	Limit	Margin	Polarity
				(dBm)	(dBm)	(dBm)	
1673.17	-33.74	9.56	9.72	-33.90	-13.00	-20.90	H
2509.18	-35.12	10.50	10.86	-35.48	-13.00	-22.48	H
3345.85	-32.43	12.78	11.57	-31.22	-13.00	-18.22	H
1673.17	-35.15	9.56	9.72	-35.31	-13.00	-22.31	V
2509.18	-34.07	10.50	10.86	-34.43	-13.00	-21.43	V
3345.85	-32.54	12.78	11.57	-31.33	-13.00	-18.33	V
LTE Band 26(Part 90) / 1.4MHz / QPSK / RB Size 1 Offset 0/ The Worst Test Results for Highest							
Frequency(MHz)	S G.Lev (dBm)	Ant(dBi)	Loss	PMea	Limit	Margin	Polarity
				(dBm)	(dBm)	(dBm)	
1696.44	-34.06	9.56	9.72	-34.22	-13.00	-21.22	H
2544.83	-34.49	10.50	10.86	-34.85	-13.00	-21.85	H
3393.14	-32.28	12.78	11.57	-31.07	-13.00	-18.07	H
1696.44	-35.22	9.56	9.72	-35.38	-13.00	-22.38	V
2544.83	-34.02	10.50	10.86	-34.38	-13.00	-21.38	V
3393.14	-32.13	12.78	11.57	-30.92	-13.00	-17.92	V



LTE Band 26(Part 90) / 3MHz / QPSK / RB Size 1 Offset 0/ The Worst Test Results for Lowest							
Frequency(MHz)	S G.Lev (dBm)	Ant(dBi)	Loss	PMea	Limit	Margin	Polarity
				(dBm)	(dBm)	(dBm)	
1651.15	-34.80	9.56	9.72	-34.96	-13.00	-21.96	H
2476.32	-34.35	10.50	10.86	-34.71	-13.00	-21.71	H
3301.79	-33.15	12.78	11.57	-31.94	-13.00	-18.94	H
1651.15	-35.79	9.56	9.72	-35.95	-13.00	-22.95	V
2476.32	-34.66	10.50	10.86	-35.02	-13.00	-22.02	V
3301.79	-31.90	12.78	11.57	-30.69	-13.00	-17.69	V
LTE Band 26(Part 90) / 3MHz / QPSK / RB Size 1 Offset 0/ The Worst Test Results for Middle							
Frequency(MHz)	S G.Lev (dBm)	Ant(dBi)	Loss	PMea	Limit	Margin	Polarity
				(dBm)	(dBm)	(dBm)	
1673.07	-34.44	9.56	9.72	-34.60	-13.00	-21.60	H
2509.22	-34.47	10.50	10.86	-34.83	-13.00	-21.83	H
3345.86	-32.59	12.78	11.57	-31.38	-13.00	-18.38	H
1673.07	-35.85	9.56	9.72	-36.01	-13.00	-23.01	V
2509.22	-34.06	10.50	10.86	-34.42	-13.00	-21.42	V
3345.86	-33.12	12.78	11.57	-31.91	-13.00	-18.91	V
LTE Band 26(Part 90) / 3MHz / QPSK / RB Size 1 Offset 0/ The Worst Test Results for Highest							
Frequency(MHz)	S G.Lev (dBm)	Ant(dBi)	Loss	PMea	Limit	Margin	Polarity
				(dBm)	(dBm)	(dBm)	
1695.71	-33.51	9.56	9.72	-33.67	-13.00	-20.67	H
2542.09	-34.73	10.50	10.86	-35.09	-13.00	-22.09	H
3390.21	-33.28	12.78	11.57	-32.07	-13.00	-19.07	H
1695.71	-35.41	9.56	9.72	-35.57	-13.00	-22.57	V
2542.09	-34.57	10.50	10.86	-34.93	-13.00	-21.93	V
3390.21	-32.74	12.78	11.57	-31.53	-13.00	-18.53	V



LTE Band 26(Part 90) / 5MHz / QPSK / RB Size 1 Offset 0/ The Worst Test Results for Lowest							
Frequency(MHz)	S G.Lev (dBm)	Ant(dBi)	Loss	PMea	Limit	Margin	Polarity
				(dBm)	(dBm)	(dBm)	
1652.60	-34.39	9.56	9.72	-34.55	-13.00	-21.55	H
2479.30	-35.23	10.50	10.86	-35.59	-13.00	-22.59	H
3306.92	-32.57	12.78	11.57	-31.36	-13.00	-18.36	H
1652.60	-35.31	9.56	9.72	-35.47	-13.00	-22.47	V
2479.30	-34.29	10.50	10.86	-34.65	-13.00	-21.65	V
3306.92	-33.00	12.78	11.57	-31.79	-13.00	-18.79	V

LTE Band 26(Part 90) / 5MHz / QPSK / RB Size 1 Offset 0/ The Worst Test Results for Middle							
Frequency(MHz)	S G.Lev (dBm)	Ant(dBi)	Loss	PMea	Limit	Margin	Polarity
				(dBm)	(dBm)	(dBm)	
1673.08	-33.91	9.56	9.72	-34.07	-13.00	-21.07	H
2509.11	-34.92	10.50	10.86	-35.28	-13.00	-22.28	H
3346.08	-32.24	12.78	11.57	-31.03	-13.00	-18.03	H
1673.08	-35.44	9.56	9.72	-35.60	-13.00	-22.60	V
2509.11	-34.71	10.50	10.86	-35.07	-13.00	-22.07	V
3346.08	-31.80	12.78	11.57	-30.59	-13.00	-17.59	V

LTE Band 26(Part 90) / 5MHz / QPSK / RB Size 1 Offset 0/ The Worst Test Results for Highest							
Frequency(MHz)	S G.Lev (dBm)	Ant(dBi)	Loss	PMea	Limit	Margin	Polarity
				(dBm)	(dBm)	(dBm)	
1693.66	-33.47	9.56	9.72	-33.63	-13.00	-20.63	H
2539.29	-34.26	10.50	10.86	-34.62	-13.00	-21.62	H
3385.91	-32.56	12.78	11.57	-31.35	-13.00	-18.35	H
1693.66	-34.63	9.56	9.72	-34.79	-13.00	-21.79	V
2539.29	-34.30	10.50	10.86	-34.66	-13.00	-21.66	V
3385.91	-32.92	12.78	11.57	-31.71	-13.00	-18.71	V

LTE Band 26(Part 90) / 10MHz / QPSK / RB Size 1 Offset 0/ The Worst Test Results for Middle							
Frequency(MHz)	S G.Lev (dBm)	Ant(dBi)	Loss	PMea	Limit	Margin	Polarity
				(dBm)	(dBm)	(dBm)	
1663.30	-33.56	9.56	9.72	-33.72	-13.00	-20.72	H
2494.29	-34.95	10.50	10.86	-35.31	-13.00	-22.31	H
3325.82	-32.44	12.78	11.57	-31.23	-13.00	-18.23	H
1663.30	-35.29	9.56	9.72	-35.45	-13.00	-22.45	V
2494.29	-34.09	10.50	10.86	-34.45	-13.00	-21.45	V
3325.82	-31.95	12.78	11.57	-30.74	-13.00	-17.74	V



LTE Band 38 / 5MHz / QPSK / RB Size 1 Offset 0/ The Worst Test Results for Lowest							
Frequency(MHz)	S G.Lev (dBm)	Ant(dBi)	Loss	PMea	Limit	Margin	Polarity
				(dBm)	(dBm)	(dBm)	
5114.96	-33.56	12.66	15.86	-36.76	-25.00	-11.76	H
7672.67	-34.84	11.46	19.28	-42.66	-25.00	-17.66	H
10229.89	-33.04	12.79	23.19	-43.44	-25.00	-18.44	H
4996.93	-35.60	12.66	15.86	-38.80	-25.00	-13.80	V
7495.74	-34.01	11.46	19.28	-41.83	-25.00	-16.83	V
9994.42	-31.96	12.79	23.19	-42.36	-25.00	-17.36	V
LTE Band 38 / 5MHz / QPSK / RB Size 1 Offset 0/ The Worst Test Results for Middle							
Frequency(MHz)	S G.Lev (dBm)	Ant(dBi)	Loss	PMea	Limit	Margin	Polarity
				(dBm)	(dBm)	(dBm)	
5209.98	-33.75	12.72	15.86	-36.89	-25.00	-11.89	H
7814.94	-34.37	11.46	19.28	-42.19	-25.00	-17.19	H
10420.13	-32.99	12.09	23.19	-44.09	-25.00	-19.09	H
5209.98	-35.04	12.72	15.86	-38.18	-25.00	-13.18	V
7814.94	-34.44	11.46	19.28	-42.26	-25.00	-17.26	V
10420.13	-31.75	12.09	23.19	-42.85	-25.00	-17.85	V
LTE Band 38 / 5MHz / QPSK / RB Size 1 Offset 0/ The Worst Test Results for Highest							
Frequency(MHz)	S G.Lev (dBm)	Ant(dBi)	Loss	PMea	Limit	Margin	Polarity
				(dBm)	(dBm)	(dBm)	
5305.10	-33.91	12.76	15.86	-37.01	-25.00	-12.01	H
7957.48	-34.79	11.45	19.28	-42.62	-25.00	-17.62	H
10610.04	-32.75	12.28	23.19	-43.66	-25.00	-18.66	H
5305.10	-35.13	12.76	15.86	-38.23	-25.00	-13.23	V
7957.48	-35.20	11.45	19.28	-43.03	-25.00	-18.03	V
10610.04	-32.39	12.28	23.19	-43.30	-25.00	-18.30	V



LTE Band 38 / 10MHz / QPSK / RB Size 1 Offset 0/ The Worst Test Results for Lowest							
Frequency(MHz)	S G.Lev (dBm)	Ant(dBi)	Loss	PMea	Limit	Margin	Polarity
				(dBm)	(dBm)	(dBm)	
5120.11	-34.88	12.66	15.86	-38.08	-25.00	-13.08	H
7680.02	-34.99	11.46	19.28	-42.81	-25.00	-17.81	H
10240.23	-32.48	12.79	23.19	-42.88	-25.00	-17.88	H
5120.11	-34.95	12.66	15.86	-38.15	-25.00	-13.15	V
7680.02	-34.42	11.46	19.28	-42.24	-25.00	-17.24	V
10240.23	-31.79	12.79	23.19	-42.19	-25.00	-17.19	V
LTE Band 38 / 10MHz / QPSK / RB Size 1 Offset 0/ The Worst Test Results for Middle							
Frequency(MHz)	S G.Lev (dBm)	Ant(dBi)	Loss	PMea	Limit	Margin	Polarity
				(dBm)	(dBm)	(dBm)	
5209.88	-34.60	12.72	15.86	-37.74	-25.00	-12.74	H
7815.00	-34.50	11.46	19.28	-42.32	-25.00	-17.32	H
10419.90	-32.38	12.09	23.19	-43.48	-25.00	-18.48	H
5209.88	-35.71	12.72	15.86	-38.85	-25.00	-13.85	V
7815.00	-35.15	11.46	19.28	-42.97	-25.00	-17.97	V
10419.90	-32.98	12.09	23.19	-44.08	-25.00	-19.08	V
LTE Band 38 / 10MHz / QPSK / RB Size 1 Offset 0/ The Worst Test Results for Highest							
Frequency(MHz)	S G.Lev (dBm)	Ant(dBi)	Loss	PMea	Limit	Margin	Polarity
				(dBm)	(dBm)	(dBm)	
5300.15	-34.38	12.76	15.86	-37.48	-25.00	-12.48	H
7950.10	-35.03	11.45	19.28	-42.86	-25.00	-17.86	H
10600.18	-32.56	12.28	23.19	-43.47	-25.00	-18.47	H
5300.15	-34.60	12.76	15.86	-37.70	-25.00	-12.70	V
7950.10	-34.30	11.45	19.28	-42.13	-25.00	-17.13	V
10600.18	-32.07	12.28	23.19	-42.98	-25.00	-17.98	V



LTE Band 38 / 15MHz / QPSK / RB Size 1 Offset 0/ The Worst Test Results for Lowest							
Frequency(MHz)	S G.Lev (dBm)	Ant(dBi)	Loss	PMea	Limit	Margin	Polarity
				(dBm)	(dBm)	(dBm)	
5125.12	-34.92	12.66	15.86	-38.12	-25.00	-13.12	H
7687.76	-35.43	11.46	19.28	-43.25	-25.00	-18.25	H
10250.37	-33.56	12.79	23.19	-43.96	-25.00	-18.96	H
5125.12	-34.75	12.66	15.86	-37.95	-25.00	-12.95	V
7687.76	-34.43	11.46	19.28	-42.25	-25.00	-17.25	V
10250.37	-32.81	12.79	23.19	-43.21	-25.00	-18.21	V
LTE Band 38 / 15MHz / QPSK / RB Size 1 Offset 0/ The Worst Test Results for Middle							
Frequency(MHz)	S G.Lev (dBm)	Ant(dBi)	Loss	PMea	Limit	Margin	Polarity
				(dBm)	(dBm)	(dBm)	
5209.96	-34.40	12.72	15.86	-37.54	-25.00	-12.54	H
7815.02	-34.13	11.46	19.28	-41.95	-25.00	-16.95	H
10419.94	-33.40	12.09	23.19	-44.50	-25.00	-19.50	H
5209.96	-35.37	12.72	15.86	-38.51	-25.00	-13.51	V
7815.02	-35.12	11.46	19.28	-42.94	-25.00	-17.94	V
10419.94	-32.12	12.09	23.19	-43.22	-25.00	-18.22	V
LTE Band 38 / 15MHz / QPSK / RB Size 1 Offset 0/ The Worst Test Results for Highest							
Frequency(MHz)	S G.Lev (dBm)	Ant(dBi)	Loss	PMea	Limit	Margin	Polarity
				(dBm)	(dBm)	(dBm)	
V	-34.69	12.76	15.86	-37.79	-25.00	-12.79	H
7942.56	-34.76	11.45	19.28	-42.59	-25.00	-17.59	H
10589.94	-32.22	12.28	23.19	-43.13	-25.00	-18.13	H
5298.03	-34.96	12.76	15.86	-38.06	-25.00	-13.06	V
7942.56	-34.13	11.45	19.28	-41.96	-25.00	-16.96	V
10589.94	-32.65	12.28	23.19	-43.56	-25.00	-18.56	V



LTE Band 38 / 20MHz / QPSK / RB Size 1 Offset 0/ The Worst Test Results for Lowest							
Frequency(MHz)	S G.Lev (dBm)	Ant(dBi)	Loss	PMea	Limit	Margin	Polarity
				(dBm)	(dBm)	(dBm)	
5130.29	-34.94	12.66	15.86	-38.14	-25.00	-13.14	H
7695.17	-35.46	11.46	19.28	-43.28	-25.00	-18.28	H
10260.21	-33.31	12.79	23.19	-43.71	-25.00	-18.71	H
5130.29	-35.25	12.66	15.86	-38.45	-25.00	-13.45	V
7695.17	-34.96	11.46	19.28	-42.78	-25.00	-17.78	V
10260.21	-32.80	12.79	23.19	-43.20	-25.00	-18.20	V
LTE Band 38 / 20MHz / QPSK / RB Size 1 Offset 0/ The Worst Test Results for Middle							
Frequency(MHz)	S G.Lev (dBm)	Ant(dBi)	Loss	PMea	Limit	Margin	Polarity
				(dBm)	(dBm)	(dBm)	
5210.07	-34.24	12.72	15.86	-37.38	-25.00	-12.38	H
7815.34	-34.36	11.46	19.28	-42.18	-25.00	-17.18	H
10420.01	-32.78	12.09	23.19	-43.88	-25.00	-18.88	H
5210.07	-34.75	12.72	15.86	-37.89	-25.00	-12.89	V
7815.34	-34.79	11.46	19.28	-42.61	-25.00	-17.61	V
10420.01	-31.75	12.09	23.19	-42.85	-25.00	-17.85	V
LTE Band 38 / 20MHz / QPSK / RB Size 1 Offset 0/ The Worst Test Results for Highest							
Frequency(MHz)	S G.Lev (dBm)	Ant(dBi)	Loss	PMea	Limit	Margin	Polarity
				(dBm)	(dBm)	(dBm)	
5290.23	-34.34	12.76	15.86	-37.44	-25.00	-12.44	H
7934.86	-35.04	11.45	19.28	-42.87	-25.00	-17.87	H
10580.23	-32.57	12.28	23.19	-43.48	-25.00	-18.48	H
5290.23	-35.34	12.76	15.86	-38.44	-25.00	-13.44	V
7934.86	-35.22	11.45	19.28	-43.05	-25.00	-18.05	V
10580.23	-32.16	12.28	23.19	-43.07	-25.00	-18.07	V



2305MHz -2315MHz

LTE Band 40 / 5MHz / QPSK / RB Size 1 Offset 0/ The Worst Test Results for Lowest							
Frequency(MHz)	S G.Lev (dBm)	Ant(dBi)	Loss	PMea	Limit	Margin	Polarity
				(dBm)	(dBm)	(dBm)	
4614.88	-44.48	12.91	12.95	-44.52	-40.00	-4.52	H
6922.39	-41.32	13.18	17.02	-45.16	-40.00	-5.16	H
9230.06	-36.36	12.45	21.78	-45.69	-40.00	-5.69	H
4614.88	-45.03	12.91	12.95	-45.07	-40.00	-5.07	V
6922.39	-41.07	13.18	17.02	-44.91	-40.00	-4.91	V
9230.06	-35.73	12.45	21.78	-45.06	-40.00	-5.06	V
LTE Band 40 / 5MHz / QPSK / RB Size 1 Offset 0/ The Worst Test Results for Middle							
Frequency(MHz)	S G.Lev (dBm)	Ant(dBi)	Loss	PMea	Limit	Margin	Polarity
				(dBm)	(dBm)	(dBm)	
4620.15	-45.42	12.91	12.95	-45.46	-40.00	-5.46	H
6929.91	-41.16	13.18	17.02	-45.00	-40.00	-5.00	H
9240.10	-35.25	12.45	21.78	-44.58	-40.00	-4.58	H
4620.15	-45.62	12.91	12.95	-45.66	-40.00	-5.66	V
6929.91	-41.95	13.18	17.02	-45.79	-40.00	-5.79	V
9240.10	-36.63	12.45	21.78	-45.96	-40.00	-5.96	V
LTE Band 40 / 5MHz / QPSK / RB Size 1 Offset 0/ The Worst Test Results for Highest							
Frequency(MHz)	S G.Lev (dBm)	Ant(dBi)	Loss	PMea	Limit	Margin	Polarity
				(dBm)	(dBm)	(dBm)	
4625.16	-44.93	12.91	12.95	-44.97	-40.00	-4.97	H
6937.66	-42.11	13.18	17.02	-45.95	-40.00	-5.95	H
9249.93	-35.85	12.45	21.78	-45.18	-40.00	-5.18	H
4625.16	-45.77	12.91	12.95	-45.81	-40.00	-5.81	V
6937.66	-42.23	13.18	17.02	-46.07	-40.00	-6.07	V
9249.93	-36.03	12.45	21.78	-45.36	-40.00	-5.36	V

LTE Band 40 / 10MHz / QPSK / RB Size 1 Offset 0/ The Worst Test Results							
Frequency(MHz)	S G.Lev (dBm)	Ant(dBi)	Loss	PMea	Limit	Margin	Polarity
				(dBm)	(dBm)	(dBm)	
4619.93	-45.05	12.91	12.95	-45.09	-40.00	-5.09	H
6929.77	-42.31	13.18	17.02	-46.15	-40.00	-6.15	H
9239.94	-35.27	12.45	21.78	-44.60	-40.00	-4.60	H
4619.93	-44.96	12.91	12.95	-45.00	-40.00	-5.00	V
6929.77	-41.47	13.18	17.02	-45.31	-40.00	-5.31	V
9239.94	-35.34	12.45	21.78	-44.67	-40.00	-4.67	V



2350MHz -2360MHz

LTE Band 40 / 5MHz / QPSK / RB Size 1 Offset 0/ The Worst Test Results for Lowest							
Frequency(MHz)	S G.Lev (dBm)	Ant(dBi)	Loss	PMea	Limit	Margin	Polarity
				(dBm)	(dBm)	(dBm)	
4704.92	-45.69	12.91	12.95	-45.73	-40.00	-5.73	H
7057.09	-41.50	13.18	17.02	-45.34	-40.00	-5.34	H
9409.82	-35.76	12.45	21.78	-45.09	-40.00	-5.09	H
4704.92	-44.81	12.91	12.95	-44.85	-40.00	-4.85	V
7057.09	-41.42	13.18	17.02	-45.26	-40.00	-5.26	V
9409.82	-35.92	12.45	21.78	-45.25	-40.00	-5.25	V

LTE Band 40 / 5MHz / QPSK / RB Size 1 Offset 0/ The Worst Test Results for Middle							
Frequency(MHz)	S G.Lev (dBm)	Ant(dBi)	Loss	PMea	Limit	Margin	Polarity
				(dBm)	(dBm)	(dBm)	
4709.86	-45.29	12.91	12.95	-45.33	-40.00	-5.33	H
7065.18	-42.24	13.18	17.02	-46.08	-40.00	-6.08	H
9419.82	-36.48	12.45	21.78	-45.81	-40.00	-5.81	H
4709.86	-45.01	12.91	12.95	-45.05	-40.00	-5.05	V
7065.18	-42.11	13.18	17.02	-45.95	-40.00	-5.95	V
9419.82	-35.44	12.45	21.78	-44.77	-40.00	-4.77	V

LTE Band 40 / 5MHz / QPSK / RB Size 1 Offset 0/ The Worst Test Results for Highest							
Frequency(MHz)	S G.Lev (dBm)	Ant(dBi)	Loss	PMea	Limit	Margin	Polarity
				(dBm)	(dBm)	(dBm)	
4715.26	-45.84	12.91	12.95	-45.88	-40.00	-5.88	H
7072.23	-41.11	13.18	17.02	-44.95	-40.00	-4.95	H
9430.13	-35.81	12.45	21.78	-45.14	-40.00	-5.14	H
4715.26	-45.05	12.91	12.95	-45.09	-40.00	-5.09	V
7072.23	-41.57	13.18	17.02	-45.41	-40.00	-5.41	V
9430.13	-35.75	12.45	21.78	-45.08	-40.00	-5.08	V

LTE Band 40 / 10MHz / QPSK / RB Size 1 Offset 0/ The Worst Test Results							
Frequency(MHz)	S G.Lev (dBm)	Ant(dBi)	Loss	PMea	Limit	Margin	Polarity
				(dBm)	(dBm)	(dBm)	
4710.18	-45.81	12.91	12.95	-45.85	-40.00	-5.85	H
7065.21	-42.03	13.18	17.02	-45.87	-40.00	-5.87	H
9420.12	-35.26	12.45	21.78	-44.59	-40.00	-4.59	H
4710.18	-44.69	12.91	12.95	-44.73	-40.00	-4.73	V
7065.21	-41.68	13.18	17.02	-45.52	-40.00	-5.52	V
9420.12	-36.12	12.45	21.78	-45.45	-40.00	-5.45	V



LTE Band 41 / 5MHz / QPSK / RB Size 1 Offset 0/ The Worst Test Results for Lowest							
Frequency(MHz)	S G.Lev (dBm)	Ant(dBi)	Loss	PMea	Limit	Margin	Polarity
				(dBm)	(dBm)	(dBm)	
5115.27	-34.32	12.66	15.86	-37.52	-25.00	-12.52	H
7672.59	-35.41	11.46	19.28	-43.23	-25.00	-18.23	H
10230.13	-33.51	12.79	23.19	-43.91	-25.00	-18.91	H
4997.15	-35.92	12.66	15.86	-39.12	-25.00	-14.12	V
7495.75	-34.87	11.46	19.28	-42.69	-25.00	-17.69	V
9994.15	-32.78	12.79	23.19	-43.18	-25.00	-18.18	V
LTE Band 41 / 5MHz / QPSK / RB Size 1 Offset 0/ The Worst Test Results for Middle							
Frequency(MHz)	S G.Lev (dBm)	Ant(dBi)	Loss	PMea	Limit	Margin	Polarity
				(dBm)	(dBm)	(dBm)	
5210.05	-33.87	12.72	15.86	-37.01	-25.00	-12.01	H
7815.09	-34.10	11.46	19.28	-41.92	-25.00	-16.92	H
10420.12	-32.34	12.09	23.19	-43.44	-25.00	-18.44	H
5210.05	-34.88	12.72	15.86	-38.02	-25.00	-13.02	V
7815.09	-33.95	11.46	19.28	-41.77	-25.00	-16.77	V
10420.12	-33.13	12.09	23.19	-44.23	-25.00	-19.23	V
LTE Band 41 / 5MHz / QPSK / RB Size 1 Offset 0/ The Worst Test Results for Highest							
Frequency(MHz)	S G.Lev (dBm)	Ant(dBi)	Loss	PMea	Limit	Margin	Polarity
				(dBm)	(dBm)	(dBm)	
5304.83	-33.62	12.76	15.86	-36.72	-25.00	-11.72	H
7957.54	-34.98	11.45	19.28	-42.81	-25.00	-17.81	H
10609.90	-32.92	12.28	23.19	-43.83	-25.00	-18.83	H
5304.83	-34.73	12.76	15.86	-37.83	-25.00	-12.83	V
7957.54	-33.88	11.45	19.28	-41.71	-25.00	-16.71	V
10609.90	-32.10	12.28	23.19	-43.01	-25.00	-18.01	V



LTE Band 41 / 10MHz / QPSK / RB Size 1 Offset 0/ The Worst Test Results for Lowest							
Frequency(MHz)	S G.Lev (dBm)	Ant(dBi)	Loss	PMea	Limit	Margin	Polarity
				(dBm)	(dBm)	(dBm)	
5120.07	-33.56	12.66	15.86	-36.76	-25.00	-11.76	H
7679.91	-34.82	11.46	19.28	-42.64	-25.00	-17.64	H
10239.94	-32.59	12.79	23.19	-42.99	-25.00	-17.99	H
5120.07	-34.57	12.66	15.86	-37.77	-25.00	-12.77	V
7679.91	-33.92	11.46	19.28	-41.74	-25.00	-16.74	V
10239.94	-32.50	12.79	23.19	-42.90	-25.00	-17.90	V
LTE Band 41 / 10MHz / QPSK / RB Size 1 Offset 0/ The Worst Test Results for Middle							
Frequency(MHz)	S G.Lev (dBm)	Ant(dBi)	Loss	PMea	Limit	Margin	Polarity
				(dBm)	(dBm)	(dBm)	
5210.22	-33.90	12.72	15.86	-37.04	-25.00	-12.04	H
7815.12	-35.22	11.46	19.28	-43.04	-25.00	-18.04	H
10419.87	-33.01	12.09	23.19	-44.11	-25.00	-19.11	H
5210.22	-34.67	12.72	15.86	-37.81	-25.00	-12.81	V
7815.12	-34.40	11.46	19.28	-42.22	-25.00	-17.22	V
10419.87	-32.99	12.09	23.19	-44.09	-25.00	-19.09	V
LTE Band 41 / 10MHz / QPSK / RB Size 1 Offset 0/ The Worst Test Results for Highest							
Frequency(MHz)	S G.Lev (dBm)	Ant(dBi)	Loss	PMea	Limit	Margin	Polarity
				(dBm)	(dBm)	(dBm)	
5300.31	-34.37	12.76	15.86	-37.47	-25.00	-12.47	H
7950.02	-34.37	11.45	19.28	-42.20	-25.00	-17.20	H
10600.02	-32.57	12.28	23.19	-43.48	-25.00	-18.48	H
5300.31	-34.62	12.76	15.86	-37.72	-25.00	-12.72	V
7950.02	-34.17	11.45	19.28	-42.00	-25.00	-17.00	V
10600.02	-32.34	12.28	23.19	-43.25	-25.00	-18.25	V



LTE Band 41 / 15MHz / QPSK / RB Size 1 Offset 0/ The Worst Test Results for Lowest							
Frequency(MHz)	S G.Lev (dBm)	Ant(dBi)	Loss	PMea	Limit	Margin	Polarity
				(dBm)	(dBm)	(dBm)	
5125.03	-33.85	12.66	15.86	-37.05	-25.00	-12.05	H
7687.43	-34.69	11.46	19.28	-42.51	-25.00	-17.51	H
10250.37	-32.31	12.79	23.19	-42.71	-25.00	-17.71	H
5125.03	-35.36	12.66	15.86	-38.56	-25.00	-13.56	V
7687.43	-34.44	11.46	19.28	-42.26	-25.00	-17.26	V
10250.37	-33.05	12.79	23.19	-43.45	-25.00	-18.45	V
LTE Band 41 / 15MHz / QPSK / RB Size 1 Offset 0/ The Worst Test Results for Middle							
Frequency(MHz)	S G.Lev (dBm)	Ant(dBi)	Loss	PMea	Limit	Margin	Polarity
				(dBm)	(dBm)	(dBm)	
5209.80	-34.74	12.72	15.86	-37.88	-25.00	-12.88	H
7815.02	-34.98	11.46	19.28	-42.80	-25.00	-17.80	H
10419.92	-33.39	12.09	23.19	-44.49	-25.00	-19.49	H
5209.80	-35.96	12.72	15.86	-39.10	-25.00	-14.10	V
7815.02	-34.11	11.46	19.28	-41.93	-25.00	-16.93	V
10419.92	-32.59	12.09	23.19	-43.69	-25.00	-18.69	V
LTE Band 41 / 15MHz / QPSK / RB Size 1 Offset 0/ The Worst Test Results for Highest							
Frequency(MHz)	S G.Lev (dBm)	Ant(dBi)	Loss	PMea	Limit	Margin	Polarity
				(dBm)	(dBm)	(dBm)	
5298.24	-34.09	12.76	15.86	-37.19	-25.00	-12.19	H
7942.42	-34.92	11.45	19.28	-42.75	-25.00	-17.75	H
10590.08	-32.45	12.28	23.19	-43.36	-25.00	-18.36	H
5298.24	-35.75	12.76	15.86	-38.85	-25.00	-13.85	V
7942.42	-34.62	11.45	19.28	-42.45	-25.00	-17.45	V
10590.08	-32.70	12.28	23.19	-43.61	-25.00	-18.61	V



LTE Band 41 / 20MHz / QPSK / RB Size 1 Offset 0/ The Worst Test Results for Lowest							
Frequency(MHz)	S G.Lev (dBm)	Ant(dBi)	Loss	PMea	Limit	Margin	Polarity
				(dBm)	(dBm)	(dBm)	
5130.23	-33.66	12.66	15.86	-36.86	-25.00	-11.86	H
7694.99	-34.19	11.46	19.28	-42.01	-25.00	-17.01	H
10260.29	-32.36	12.79	23.19	-42.76	-25.00	-17.76	H
5130.23	-35.08	12.66	15.86	-38.28	-25.00	-13.28	V
7694.99	-33.95	11.46	19.28	-41.77	-25.00	-16.77	V
10260.29	-32.02	12.79	23.19	-42.42	-25.00	-17.42	V
LTE Band 41 / 20MHz / QPSK / RB Size 1 Offset 0/ The Worst Test Results for Middle							
Frequency(MHz)	S G.Lev (dBm)	Ant(dBi)	Loss	PMea	Limit	Margin	Polarity
				(dBm)	(dBm)	(dBm)	
5209.88	-34.82	12.72	15.86	-37.96	-25.00	-12.96	H
7814.98	-35.31	11.46	19.28	-43.13	-25.00	-18.13	H
10419.98	-32.32	12.09	23.19	-43.42	-25.00	-18.42	H
5209.88	-35.03	12.72	15.86	-38.17	-25.00	-13.17	V
7814.98	-34.09	11.46	19.28	-41.91	-25.00	-16.91	V
10419.98	-31.99	12.09	23.19	-43.09	-25.00	-18.09	V
LTE Band 41 / 20MHz / QPSK / RB Size 1 Offset 0/ The Worst Test Results for Highest							
Frequency(MHz)	S G.Lev (dBm)	Ant(dBi)	Loss	PMea	Limit	Margin	Polarity
				(dBm)	(dBm)	(dBm)	
5289.81	-33.74	12.76	15.86	-36.84	-25.00	-11.84	H
7935.14	-34.07	11.45	19.28	-41.90	-25.00	-16.90	H
10579.94	-32.50	12.28	23.19	-43.41	-25.00	-18.41	H
5289.81	-35.88	12.76	15.86	-38.98	-25.00	-13.98	V
7935.14	-35.01	11.45	19.28	-42.84	-25.00	-17.84	V
10579.94	-32.28	12.28	23.19	-43.19	-25.00	-18.19	V

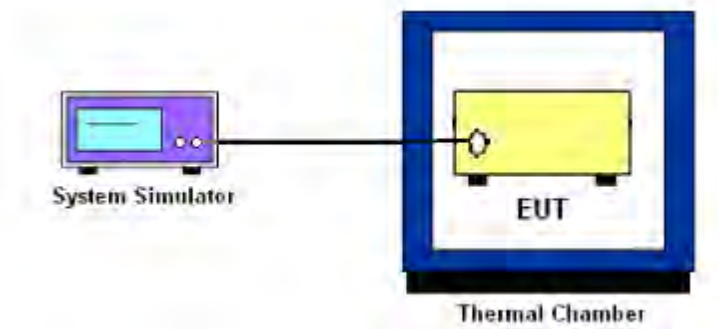
9. FREQUENCY STABILITY

9.1 DESCRIPTION OF FREQUENCY STABILITY MEASUREMENT

10.1.1 MEASUREMENT METHOD

The frequency stability shall be measured by variation of ambient temperature and variation of primary supply voltage to ensure that the fundamental emission stays within the authorized frequency block. The frequency stability of the transmitter shall be maintained within $\pm 0.00025\%$ ($\pm 2.5\text{ppm}$) of the center frequency.

9.1.2 TEST SETUP



9.1.3 TEST PROCEDURES FOR TEMPERATURE VARIATION

1. The EUT was set up in the thermal chamber and connected with the system simulator.
2. With power OFF, the temperature was decreased to -30°C and the EUT was stabilized before testing. Power was applied and the maximum change in frequency was recorded within one minute.
3. With power OFF, the temperature was raised in 10°C step up to 50°C . The EUT was stabilized at each step for at least half an hour. Power was applied and the maximum frequency change was recorded within one minute.

9.1.4 TEST PROCEDURES FOR VOLTAGE VARIATION

1. The testing follows FCC KDB 971168 D01v01r03 Section 9.
2. The EUT was placed in a temperature chamber at $25\pm 5^{\circ}\text{C}$ and connected with the system simulator.
3. The power supply voltage to the EUT was varied from 85% to 115% of the nominal value measured at the input to the EUT.
4. The variation in frequency was measured for the worst case.



9.1.5 TEST RESULTS

LTE Band 2 (QPSK) / 1880MHz / BW10M					
Temperature (°C)	Voltage	Freq. Dev.	Freq. Dev.	Limit	Result
	(Volt)	(Hz)	(ppm)		
50	Normal Voltage	15.66	0.008	2.5ppm	PASS
40		32.67	0.017		
30		16.25	0.009		
20		33.17	0.018		
10		34.28	0.018		
0		30.20	0.016		
-10		23.16	0.012		
-20		29.71	0.016		
-30		32.58	0.017		
20		Maximum Voltage	33.92		
20	BEP	30.94	0.016		

LTE Band 2 (QPSK) / 1880MHz / BW20M					
Temperature (°C)	Voltage	Freq. Dev.	Freq. Dev.	Limit	Result
	(Volt)	(Hz)	(ppm)		
50	Normal Voltage	26.69	0.014	2.5ppm	PASS
40		20.44	0.011		
30		33.48	0.018		
20		29.73	0.016		
10		14.34	0.008		
0		12.31	0.007		
-10		27.05	0.014		
-20		23.25	0.012		
-30		34.52	0.018		
20		Maximum Voltage	26.79		
20	BEP	17.06	0.009		



LTE Band 4 (QPSK) / 1733MHz / BW10M					
Temperature (°C)	Voltage	Freq. Dev.	Freq. Dev.	Limit	Result
	(Volt)	(Hz)	(ppm)		
50	Normal Voltage	20.09	0.012	2.5ppm	PASS
40		33.13	0.019		
30		25.45	0.015		
20		30.75	0.018		
10		32.61	0.019		
0		19.83	0.011		
-10		19.18	0.011		
-20		23.39	0.013		
-30		30.91	0.018		
20		Maximum Voltage	30.12		
20	BEP	32.06	0.018		

LTE Band 4 (QPSK) / 1733MHz / BW20M					
Temperature (°C)	Voltage	Freq. Dev.	Freq. Dev.	Limit	Result
	(Volt)	(Hz)	(ppm)		
50	Normal Voltage	24.82	0.014	2.5ppm	PASS
40		13.96	0.008		
30		12.14	0.007		
20		16.38	0.009		
10		34.37	0.020		
0		23.96	0.014		
-10		32.32	0.019		
-20		19.91	0.011		
-30		21.14	0.012		
20		Maximum Voltage	14.54		
20	BEP	27.85	0.016		



LTE Band 5 (QPSK) / 836.5MHz / BW5M					
Temperature (°C)	Voltage	Freq. Dev.	Freq. Dev.	Limit	Result
	(Volt)	(Hz)	(ppm)		
50	Normal Voltage	18.03	0.025	2.5ppm	PASS
40		25.68	0.036		
30		11.54	0.016		
20		23.04	0.032		
10		33.55	0.047		
0		11.81	0.017		
-10		20.66	0.003		
-20		18.79	0.026		
-30		17.62	0.025		
20		Maximum Voltage	17.96		
20	BEP	35.76	0.050		

LTE Band 5 (QPSK) / 836.5MHz / BW10M					
Temperature (°C)	Voltage	Freq. Dev.	Freq. Dev.	Limit	Result
	(Volt)	(Hz)	(ppm)		
50	Normal Voltage	17.54	0.025	2.5ppm	PASS
40		32.85	0.046		
30		23.97	0.034		
20		25.18	0.035		
10		30.03	0.042		
0		23.96	0.034		
-10		32.47	0.005		
-20		25.76	0.036		
-30		31.15	0.044		
20		Maximum Voltage	18.32		
20	BEP	24.83	0.035		



LTE Band 7 (QPSK) / 2535MHz / BW10M					
Temperature (°C)	Voltage	Freq. Dev.	Freq. Dev.	Limit	Result
	(Volt)	(Hz)	(ppm)		
50	Normal Voltage	12.68	0.005	2.5ppm	PASS
40		23.25	0.009		
30		13.03	0.005		
20		29.53	0.012		
10		15.85	0.006		
0		29.03	0.011		
-10		23.16	0.009		
-20		22.77	0.009		
-30		33.15	0.013		
20		Maximum Voltage	17.22		
20	BEP	35.84	0.014		

LTE Band 7 (QPSK) / 2535MHz / BW20M					
Temperature (°C)	Voltage	Freq. Dev.	Freq. Dev.	Limit	Result
	(Volt)	(Hz)	(ppm)		
50	Normal Voltage	28.76	0.011	2.5ppm	PASS
40		26.22	0.010		
30		30.77	0.012		
20		16.82	0.007		
10		17.28	0.007		
0		14.69	0.006		
-10		24.06	0.009		
-20		17.70	0.007		
-30		20.14	0.008		
20		Maximum Voltage	24.60		
20	BEP	28.16	0.011		



LTE Band 12 (QPSK) / 707.5MHz / BW5M					
Temperature (°C)	Voltage	Freq. Dev.	Freq. Dev.	Limit	Result
	(Volt)	(Hz)	(ppm)		
50	Normal Voltage	34.30	0.048	2.5ppm	PASS
40		15.85	0.022		
30		16.13	0.023		
20		22.04	0.031		
10		23.24	0.033		
0		25.01	0.035		
-10		29.94	0.004		
-20		34.71	0.049		
-30		17.98	0.025		
20		Maximum Voltage	34.83		
20	BEP	25.31	0.036		

LTE Band 12 (QPSK) / 707.5MHz / BW10M					
Temperature (°C)	Voltage	Freq. Dev.	Freq. Dev.	Limit	Result
	(Volt)	(Hz)	(ppm)		
50	Normal Voltage	24.57	0.035	2.5ppm	PASS
40		12.54	0.018		
30		30.87	0.043		
20		15.46	0.022		
10		11.96	0.017		
0		24.38	0.034		
-10		15.51	0.002		
-20		28.80	0.041		
-30		32.93	0.046		
20		Maximum Voltage	20.74		
20	BEP	22.40	0.032		



LTE Band 17 (QPSK) / 710MHz / BW5M					
Temperature (°C)	Voltage	Freq. Dev.	Freq. Dev.	Limit	Result
	(Volt)	(Hz)	(ppm)		
50	Normal Voltage	16.50	0.023	2.5ppm	PASS
40		19.92	0.028		
30		12.43	0.018		
20		12.75	0.018		
10		30.99	0.044		
0		19.04	0.027		
-10		16.55	0.002		
-20		29.27	0.041		
-30		18.81	0.026		
20		Maximum Voltage	21.27		
20	BEP	35.86	0.051		

LTE Band 17 (QPSK) / 710MHz / BW10M					
Temperature (°C)	Voltage	Freq. Dev.	Freq. Dev.	Limit	Result
	(Volt)	(Hz)	(ppm)		
50	Normal Voltage	23.26	0.033	2.5ppm	PASS
40		29.22	0.041		
30		13.01	0.018		
20		34.29	0.048		
10		21.53	0.030		
0		17.70	0.025		
-10		24.49	0.003		
-20		27.91	0.039		
-30		11.85	0.017		
20		Maximum Voltage	36.39		
20	BEP	13.06	0.018		



LTE Band 26(Part 22) (QPSK) / 836.5MHz / BW10M					
Temperature (°C)	Voltage	Freq. Dev.	Freq. Dev.	Limit	Result
	(Volt)	(Hz)	(ppm)		
50	Normal Voltage	30.78	0.018	2.5ppm	PASS
40		16.94	0.010		
30		19.05	0.011		
20		18.50	0.011		
10		28.08	0.016		
0		29.60	0.017		
-10		17.30	0.010		
-20		30.31	0.017		
-30		18.69	0.011		
20		Maximum Voltage	25.96		
20	BEP	26.58	0.015		

LTE Band 26(Part 22) (QPSK) / 836.5MHz / BW20M					
Temperature (°C)	Voltage	Freq. Dev.	Freq. Dev.	Limit	Result
	(Volt)	(Hz)	(ppm)		
50	Normal Voltage	31.88	0.018	2.5ppm	PASS
40		27.68	0.016		
30		19.92	0.011		
20		18.78	0.011		
10		18.29	0.011		
0		23.49	0.014		
-10		14.46	0.008		
-20		13.98	0.008		
-30		31.73	0.018		
20		Maximum Voltage	28.99		
20	BEP	21.24	0.012		



LTE Band 26(Part 90) (QPSK) / 819MHz / BW5M					
Temperature (°C)	Voltage	Freq. Dev.	Freq. Dev.	Limit	Result
	(Volt)	(Hz)	(ppm)		
50	Normal Voltage	29.22	0.017	2.5ppm	PASS
40		13.29	0.008		
30		28.28	0.016		
20		22.87	0.013		
10		12.37	0.007		
0		30.16	0.017		
-10		23.45	0.014		
-20		26.55	0.015		
-30		35.06	0.020		
20		Maximum Voltage	24.47		
20	BEP	24.65	0.014		

LTE Band 26(Part 90) (QPSK) / 819MHz / BW10M					
Temperature (°C)	Voltage	Freq. Dev.	Freq. Dev.	Limit	Result
	(Volt)	(Hz)	(ppm)		
50	Normal Voltage	17.77	0.010	2.5ppm	PASS
40		21.58	0.012		
30		27.70	0.016		
20		18.82	0.011		
10		13.32	0.008		
0		30.54	0.018		
-10		25.75	0.015		
-20		23.57	0.014		
-30		24.96	0.014		
20		Maximum Voltage	14.29		
20	BEP	32.76	0.019		



LTE Band 38 (QPSK) / 2595MHz / BW10M					
Temperature (°C)	Voltage	Freq. Dev.	Freq. Dev.	Limit	Result
	(Volt)	(Hz)	(ppm)		
50	Normal Voltage	20.99	0.008	2.5ppm	PASS
40		19.04	0.008		
30		29.35	0.012		
20		35.52	0.014		
10		13.45	0.005		
0		23.61	0.009		
-10		23.31	0.009		
-20		22.44	0.009		
-30		31.21	0.012		
20		Maximum Voltage	12.13		
20	BEP	26.48	0.010		

LTE Band 38 (QPSK) / 2595MHz / BW20M					
Temperature (°C)	Voltage	Freq. Dev.	Freq. Dev.	Limit	Result
	(Volt)	(Hz)	(ppm)		
50	Normal Voltage	33.78	0.013	2.5ppm	PASS
40		15.88	0.006		
30		33.99	0.013		
20		20.45	0.008		
10		24.14	0.010		
0		16.89	0.007		
-10		15.85	0.006		
-20		21.74	0.009		
-30		15.55	0.006		
20		Maximum Voltage	29.91		
20	BEP	31.30	0.012		



2305MHz -2315MHz

LTE Band 40 (QPSK) / 2310MHz / BW10M					
Temperature (°C)	Voltage	Freq. Dev.	Freq. Dev.	Limit	Result
	(Volt)	(Hz)	(ppm)		
50	Normal Voltage	31.62	0.012	2.5ppm	PASS
40		22.55	0.009		
30		32.61	0.013		
20		34.08	0.013		
10		15.99	0.006		
0		26.62	0.011		
-10		34.17	0.013		
-20		26.35	0.010		
-30		34.35	0.014		
20		Maximum Voltage	14.78		
20	BEP	28.71	0.011		

2350MHz -2360MHz

LTE Band 40 (QPSK) / 2355MHz / BW10M					
Temperature (°C)	Voltage	Freq. Dev.	Freq. Dev.	Limit	Result
	(Volt)	(Hz)	(ppm)		
50	Normal Voltage	18.13	0.007	2.5ppm	PASS
40		16.15	0.006		
30		33.56	0.013		
20		12.20	0.005		
10		34.59	0.014		
0		23.16	0.009		
-10		28.01	0.011		
-20		18.63	0.007		
-30		30.83	0.012		
20		Maximum Voltage	13.39		
20	BEP	34.05	0.013		



LTE Band 41 (QPSK) / 2605MHz / BW10M					
Temperature (°C)	Voltage	Freq. Dev.	Freq. Dev.	Limit	Result
	(Volt)	(Hz)	(ppm)		
50	Normal Voltage	14.75	0.006	2.5ppm	PASS
40		21.74	0.009		
30		33.59	0.013		
20		31.83	0.013		
10		34.76	0.014		
0		12.57	0.005		
-10		34.68	0.014		
-20		32.97	0.013		
-30		16.43	0.006		
20		Maximum Voltage	21.08		
20	BEP	20.01	0.008		

LTE Band 41 (QPSK) / 2605MHz / BW20M					
Temperature (°C)	Voltage	Freq. Dev.	Freq. Dev.	Limit	Result
	(Volt)	(Hz)	(ppm)		
50	Normal Voltage	16.57	0.007	2.5ppm	PASS
40		30.47	0.012		
30		34.27	0.014		
20		31.29	0.012		
10		18.92	0.007		
0		20.26	0.008		
-10		28.76	0.011		
-20		24.07	0.009		
-30		16.64	0.007		
20		Maximum Voltage	31.76		
20	BEP	26.53	0.010		



APPENDIX-PHOTOS OF TEST SETUP

Note: See test photos in setup photo document for the actual connections between Product and support equipment.

※※※※END OF THE REPORT※※※※

