



# FCC SAR TEST REPORT

Report No.: STS2207331H03

Issued for

Shenzhen Timekettle Technologies Co.,Ltd

Room 612, Building 4, Minqi Science Park, No. 65 Lishan Road, Pingshan Community, Taoyuan Street, Nanshan District, Shenzhen, Guangdong, China.

|                              |                             |
|------------------------------|-----------------------------|
| <b>Product Name:</b>         | Portable Translator         |
| <b>Brand Name:</b>           | Timekettle, fluentalk       |
| <b>Model Name:</b>           | T1                          |
| <b>Series Model:</b>         | N/A                         |
| <b>FCC ID:</b>               | 2AQ2G-T1                    |
| <b>Test Standard:</b>        | ANSI/IEEE Std. C95.1        |
|                              | FCC 47 CFR Part 2 ( 2.1093) |
|                              | IEEE 1528: 2013             |
| <b>Max. Report SAR (1g):</b> | Head: 0.573 W/kg            |
|                              | Body: 1.252 W/kg            |

Any reproduction of this document must be done in full. No single part of this document may be reproduced without permission from STS, All Test Data Presented in this report is only applicable to presented Test sample.

ShenZhen STS Test Services Co.,Ltd.

A 1/F, Building B, Zhuoke Science Park, No.190 Chongqing Road, HepingShequ, Fuyong Sub-District, Bao'an District, Shenzhen, Guang Dong, China

TEL: +86-755 3688 6288 FAX: +86-755 3688 6277 E-mail:sts@stsapp.com





### Test Report Certification

**Applicant's name** ..... : Shenzhen Timekettle Technologies Co.,Ltd  
 Address ..... : Room 612, Building 4, Minqi Science Park, No. 65 Lishan Road, Pingshan Community, Taoyuan Street, Nanshan District, Shenzhen, Guangdong, China.

**Manufacturer's Name** ..... : Shenzhen Timekettle Technologies Co.,Ltd  
 Address ..... : Room 612, Building 4, Minqi Science Park, No. 65 Lishan Road, Pingshan Community, Taoyuan Street, Nanshan District, Shenzhen, Guangdong, China.

### Product description

Product name ..... : Portable Translator  
 Brand name ..... : Timekettle, fluentalk  
 Model name ..... : T1  
 Series Model..... : N/A

**Standards** ..... : ANSI/IEEE Std. C95.1-1992  
 FCC 47 CFR Part 2 ( 2.1093)  
 IEEE 1528: 2013

The device was tested by Shenzhen STS Test Services Co., Ltd. in accordance with the measurement methods and procedures specified in KDB 865664 The test results in this report apply only to the tested sample of the stated device/equipment. Other similar device/equipment will not necessarily produce the same results due to production tolerance and measurement uncertainties.

**Date of Test**..... :  
 Date (s) of performance of tests..... : 07 Aug. 2022 ~ 31 Aug. 2022  
 Date of Issue..... : 06 Sept. 2022  
 Test Result..... : **Pass**

Testing Engineer : Shi fan-long  
 (Shifan. Long)

Technical Manager : Sean she  
 (Sean she)

Authorized Signatory : Bovey Yang  
 (Bovey Yang)





## Table of Contents

|  |            |
|--|------------|
| <b>1. General Information</b>                                      | <b>5</b>   |
| 1.1 EUT Description  | 5          |
| 1.2 Test Environment   | 7          |
| 1.3 Test Factory   | 7          |
| <b>2. Test Standards and Limits</b>                                | <b>8</b>   |
| <b>3. SAR Measurement System</b>                                   | <b>9</b>   |
| 3.1 Definition of Specific Absorption Rate (SAR)                   | 9          |
| 3.2 SAR System   | 9          |
| <b>4. Tissue Simulating Liquids</b>                                | <b>12</b>  |
| 4.1 Simulating Liquids Parameter Check                             | 12         |
| <b>5. SAR System Validation</b>                                    | <b>16</b>  |
| 5.1 Validation System  | 16         |
| 5.2 Validation Result  | 16         |
| <b>6. SAR Evaluation Procedures</b>                                | <b>17</b>  |
| <b>7. EUT Antenna Location Sketch</b>                              | <b>18</b>  |
| 7.1 SAR test exclusion consider table                              | 19         |
| <b>8. EUT Test Position</b>  | <b>25</b>  |
| 8.1 Define Two Imaginary Lines on the Handset                      | 25         |
| 8.2 Hotspot mode exposure position condition                       | 26         |
| <b>9. Uncertainty</b>  | <b>27</b>  |
| 9.1 Measurement Uncertainty  | 27         |
| <b>10. Conducted Power Measurement</b>                             | <b>28</b>  |
| 10.1 Test Result   | 28         |
| <b>11. EUT and Test Setup Photo</b>                                | <b>60</b>  |
| 11.1 EUT Photo   | 60         |
| 11.2 Setup Photo   | 63         |
| <b>12. SAR Result Summary</b>                                      | <b>69</b>  |
| 12.1 Head SAR  | 69         |
| 12.2 Body-worn and Hotspot SAR                                     | 73         |
| <b>13. Equipment List</b>  | <b>82</b>  |
| <b>Appendix A. System Validation Plots</b>                         | <b>83</b>  |
| <b>Appendix B. SAR Test Plots</b>                                  | <b>101</b> |
| <b>Appendix C. Probe Calibration and Dipole Calibration Report</b> | <b>139</b> |



**Revision History**

| Rev. | Issue Date    | Report No.    | Effect Page | Contents      |
|------|---------------|---------------|-------------|---------------|
| 00   | 06 Sept. 2022 | STS2207331H03 | ALL         | Initial Issue |
|      |               |               |             |               |





## 1. General Information

Environmental evaluation measurements of specific absorption rate (SAR) distributions in emulated human head and body tissues exposed to radio frequency (RF) radiation from wireless portable devices for compliance with the rules and regulations of the U.S. Federal Communications Commission (FCC).

### 1.1 EUT Description

|                         |  |
|-------------------------|--|
| Product Name            | Portable Translator  |
| Brand Name              | Timekettle, fluentalk  |
| Model Name              | T1   |
| Series Model            | N/A  |
| Model Difference        | N/A  |
| Battery                 | Rated Voltage:3.8V<br>Charge Limit Voltage: 4.35V<br>Capacity: 1500mAh   |
| Device Category         | Portable   |
| Product stage           | Production unit  |
| RF Exposure Environment | General Population / Uncontrolled  |
| IMEI                    | IMEI 1: 3333333333333333<br>IMEI 2: 7777777777777777   |
| Hardware Version        | G221_MB_V02  |
| Software Version        | G221_SW_V01  |
| Frequency Range         | GSM 850: 824 MHz ~ 849 MHz<br>PCS1900: 1850 MHz ~ 1910 MHz<br>WCDMA Band II: 1850 MHz ~ 1910 MHz<br>WCDMA Band V: 824 MHz ~ 849 MHz<br>LTE Band 2: 1850 MHz ~ 1910 MHz<br>LTE Band 4: 1710 MHz ~ 1755 MHz<br>LTE Band 5: 824 MHz ~ 849 MHz<br>LTE Band 7:2500 MHz ~ 2570 MHz<br>LTE Band 12: 699 MHz ~ 716 MHz<br>LTE Band 17: 704 MHz ~ 716 MHz<br>LTE Band 26: 814 MHz ~ 824 MHz 824 MHz ~ 849 MHz<br>LTE Band 38: 2570 MHz ~ 2620 MHz<br>LTE Band 40: 2305 MHz ~ 2315 MHz 2350 MHz ~ 2360 MHz<br>LTE Band 41: 2496 MHz ~ 2690 MHz<br>WLAN802.11b/g/n20: 2412 MHz ~ 2462 MHz<br>WLAN 802.11n40: 2422 MHz ~ 2452 MHz<br>WLAN 802.11a/n20/n40/ac20/ac40/ac80: 5150 ~ 5250 MHz<br>WLAN 802.11a/n20/n40/ac20/ac40/ac80: 5250 ~ 5350 MHz<br>WLAN 802.11a/n20/n40/ac20/ac40/ac80: 5470 ~ 5725 MHz<br>WLAN 802.11a/n20/n40/ac20/ac40/ac80: 5725 ~ 5850 MHz<br>Bluetooth: 2402 MHz to 2480 MHz |



|   | Band  | Mode          | Head (W/kg) | Body Worn and Hotspot(W/kg) |
|---|---|---------------|-------------|-----------------------------|
| Max. Reported SAR(1g):<br>(Limit:1.6W/kg) | PCE   | GSM 850       | 0.348       | 0.603                       |
|   | PCE   | GSM 1900      | 0.280       | 0.973                       |
|   | PCE   | WCDMA Band II | 0.484       | 1.212                       |
|   | PCE   | WCDMA Band V  | 0.030       | 0.060                       |
|   | PCE   | LTE Band 2    | 0.520       | 1.126                       |
|   | PCE   | LTE Band 4    | 0.573       | 0.931                       |
|   | PCE   | LTE Band 5    | 0.334       | 0.375                       |
|   | PCE   | LTE Band 7    | 0.269       | 0.993                       |
|   | PCE   | LTE Band 12   | 0.158       | 0.453                       |
|   | PCE   | LTE Band 17   | 0.111       | 0.481                       |
|   | PCE   | LTE Band 26   | 0.280       | 0.487                       |
|   | PCE   | LTE Band 38   | 0.233       | 1.212                       |
|   | PCE   | LTE Band 40   | 0.085       | 0.498                       |
|   | PCE   | LTE Band 41   | 0.198       | 1.252                       |
|   | DTS   | 2.4G WLAN     | 0.085       | 0.054                       |
|   | DSS   | BT            | 0.068       | 0.030                       |
|   | NII   | 5.2G WLAN     | 0.463       | 0.148                       |
| NII                                       | 5.6G WLAN   | 0.411         | 0.093       |                             |
| NII                                       | 5.8G WLAN   | 0.366         | 0.158       |                             |
| 1-g Sum SAR                               |   |               | 1.036       | 1.410                       |
| FCC Equipment Class                       | Licensed Portable Transmitter Held to Ear (PCE)<br>Part 15 Spread Spectrum Transmitter (DSS)<br>Digital Transmission System (DTS)<br>Unlicensed National Information Infrastructure TX(NII)   |               |             |                             |
| Operating Mode:                           | GSM: GSM Voice; GPRS/EGPRS Class 12<br>WCDMA: RMC, HSDPA, HSUPA Release 6<br>LTE: QPSK, 16QAM<br>2.4G WLAN : 802.11b(DSSS):CCK,DQPSK,DBPSK<br>802.11g(OFDM):BPSK,QPSK,16-QAM,64-QAM<br>802.11n(OFDM):BPSK,QPSK,16-QAM,64-QAM<br>5G WLAN: 802.11a(OFDM):BPSK,QPSK,16-QAM,64-QAM<br>802.11n(OFDM):BPSK,QPSK,16-QAM,64-QAM<br>802.11ac(OFDM):BPSK,QPSK,16-QAM,64-QAM,256-QAM<br>Bluetooth: GFSK + $\pi$ /4DQPSK+8DPSK<br>BLE: GFSK   |               |             |                             |
| Antenna Specification:                    | GSM/WCDMA/LTE: PIFA Antenna<br>Bluetooth: PIFA Antenna<br>WLAN: PIFA Antenna  |               |             |                             |
| SIM Card                                  | Support dual-SIM, dual standby, the multiple SIM card with two lines cannot transmitting at the same time   |               |             |                             |
| Hotspot Mode                              | Support   |               |             |                             |
| DTM Mode                                  | Not Support   |               |             |                             |
| Note:                                     | <ol style="list-style-type: none"> <li>1. The dual SIM card mobile has 2 SIM slots and supports dual SIM dual standby. The WWAN radio transmission will be enabled by either one SIM at a time (Single active)</li> <li>2. After pre-scan two SIM cards power, we found test result of the SIM1 was the worse, so we chose SIM1 card to perform all tests.</li> <li>3. The EUT battery must be fully charged and checked periodically during the test to ascertain uniform power</li> </ol> |               |             |                             |





## 1.2 Test Environment

Ambient conditions in the SAR laboratory:

| Items            | Required |
|------------------|----------|
| Temperature (°C) | 18-25    |
| Humidity (%RH)   | 30-70    |

## 1.3 Test Factory

ShenZhen STS Test Services Co.,Ltd.

A 1/F, Building B, Zhuoke Science Park, No.190 Chongqing Road, HepingShequ, Fuyong Sub-District, Bao'an District, Shenzhen, Guang Dong, China

FCC test Firm Registration No.: 625569

IC Registration No.: 12108A

A2LA Certificate No.: 4338.01





## 2. Test Standards and Limits

| No. | Identity                            | Document Title  |
|-----|-------------------------------------|---|
| 1   | 47 CFR Part 2                       | Frequency Allocations and Radio Treaty Matters; General Rules and Regulations   |
| 2   | ANSI/IEEE Std. C95.1-1992           | IEEE Standard for Safety Levels with Respect to Human Exposure to Radio Frequency Electromagnetic Fields, 3 kHz to 300 GHz  |
| 3   | IEEE Std. 1528-2013                 | Recommended Practice for Determining the Peak Spatial-Average Specific Absorption Rate (SAR) in the Human Head from Wireless Communications Devices: Measurement Techniques |
| 4   | FCC KDB 447498 D04 v01              | RF Exposure Procedures and Equipment Authorization Policies for Mobile and Portable Devices   |
| 5   | FCC KDB 865664 D01 v01r04           | SAR Measurement 100 MHz to 6 GHz  |
| 6   | FCC KDB 865664 D02 v01r02           | RF Exposure Reporting   |
| 7   | FCC KDB 941225 D01 v03r01           | SAR Measurement Procedures for 3G Devices   |
| 8   | FCC KDB 941225 D05 v02r05           | SAR for LTE Devices   |
| 9   | FCC KDB 941225 D06 v02r01           | Hotspot Mode SAR  |
| 10  | FCC KDB 648474 D04 v01r03           | SAR Evaluation Considerations for Wireless Handsets   |
| 11  | FCC KDB 248227 D01 Wi-Fi SAR v02r02 | SAR Considerations for 802.11 Devices   |

(A). Limits for Occupational/Controlled Exposure (W/kg)

|            |              |                                |
|------------|--------------|--------------------------------|
| Whole-Body | Partial-Body | Hands, Wrists, Feet and Ankles |
| 0.4        | 8.0          | 20.0                           |

(B). Limits for General Population/Uncontrolled Exposure (W/kg)

|            |              |                                |
|------------|--------------|--------------------------------|
| Whole-Body | Partial-Body | Hands, Wrists, Feet and Ankles |
| 0.08       | 1.6          | 4.0                            |

NOTE: Whole-Body SAR is averaged over the entire body, partial-body SAR is averaged over any 1 gram of tissue defined as a tissue volume in the shape of a cube. SAR for hands, wrists, feet and ankles is averaged over any 10 grams of tissue defined as a tissue volume in the shape of a cube.

**Population/Uncontrolled Environments:**

Are defined as locations where there is the exposure of individuals who have no knowledge or control of their exposure.

**Occupational/Controlled Environments:**

Are defined as locations where there is exposure that may be incurred by people who are aware of the potential for exposure, (i.e. as a result of employment or occupation).

**NOTE**

**GENERAL POPULATION/UNCONTROLLED EXPOSURE**

**PARTIAL BODY LIMIT**

**1.6 W/kg**



### 3. SAR Measurement System

#### 3.1 Definition of Specific Absorption Rate (SAR)

SAR is related to the rate at which energy is absorbed per unit mass in an object exposed to a radio field. The SAR distribution in a biological body is complicated and is usually carried out by experimental techniques or numerical modeling. The standard recommends limits for two tiers of groups, occupational/controlled and general population/uncontrolled, based on a person's awareness and ability to exercise control over his or her exposure. In general, occupational/controlled exposure limits are higher than the limits for general population/uncontrolled.

The SAR definition is the time derivative (rate) of the incremental energy (dW) absorbed by (dissipated in) an incremental mass (dm) contained in a volume element (dv) of a given density (ρ). The equation description is as below:

$$SAR = \frac{d}{dt} \left( \frac{dW}{dm} \right) = \frac{d}{dt} \left( \frac{dW}{\rho dv} \right)$$

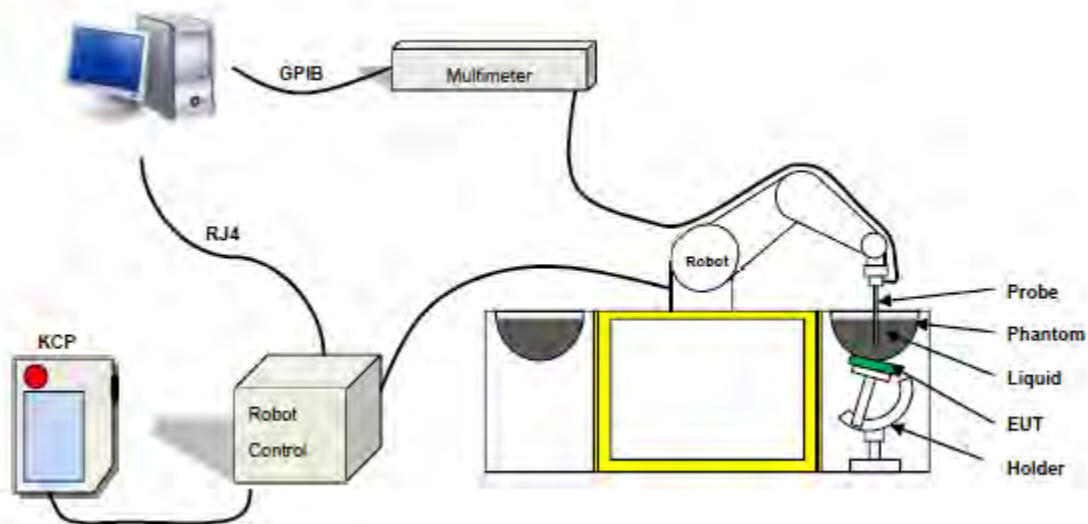
SAR is expressed in units of Watts per kilogram (W/kg) SAR measurement can be related to the electrical field in the tissue by

$$SAR = \frac{\sigma E^2}{\rho}$$

Where: σ is the conductivity of the tissue,  
ρ is the mass density of the tissue and E is the RMS electrical field strength.

#### 3.2 SAR System

MVG SAR System Diagram:



COMOSAR is a system that is able to determine the SAR distribution inside a phantom of human being according to different standards. The COMOSAR system consists of the following items:

- Main computer to control all the system
- 6 axis robot
- Data acquisition system
- Miniature E-field probe
- Phone holder
- Head simulating tissue

The following figure shows the system.



The EUT under test operating at the maximum power level is placed in the phone holder, under the phantom, which is filled with head simulating liquid. The E-Field probe measures the electric field inside the phantom. The Open SAR software computes the results to give a SAR value in a 1g or 10g mass.

### 3.2.1 Probe

For the measurements the Specific Dosimetric E-Field Probe SN 07/21 EPGO352 with following specifications is used

- Probe Length: 330 mm
- Length of Individual Dipoles: 2 mm
- Maximum external diameter: 8 mm
- Probe Tip External Diameter: 2.5 mm
- Distance between dipole/probe extremity: 1 mm
- Dynamic range: 0.01-100 W/kg
- Probe linearity: 3%
- Axial Isotropy: < 0.10 dB
- Spherical Isotropy: < 0.10 dB
- Calibration range: 150 MHz to 6 GHz for head & body simulating liquid.
- Angle between probe axis (evaluation axis) and surface normal line: less than 30°



Figure 1-MVG COMOSAR Dosimetric E field Dipole

### 3.2.2 Phantom

For the measurements the Specific Anthropomorphic Mannequin (SAM) defined by the IEEE SCC-34/SC2 group is used. The phantom is a polyurethane shell integrated in a wooden table. The thickness of the phantom amounts to 2mm +/- 0.2mm. It enables the dosimetric evaluation of left and right phone usage and includes an additional flat phantom part for the simplified performance check. The phantom set-up includes a cover, which prevents the evaporation of the liquid.

SN 32/14 SAM115



Figure-SN 21/21 ELLI48



### 3.2.3 Device Holder



The SAR in the phantom is approximately inversely proportional to the square of the distance between the source and the liquid surface. For a source at 5 mm distance, a positioning uncertainty of  $\pm 0.5$  mm would produce a SAR uncertainty of  $\pm 20$  %. Accurate device positioning is therefore crucial for accurate and repeatable measurements. The positions in which the devices must be measured are defined by the standards.

### 4. Tissue Simulating Liquids



## 4. Tissue Simulating Liquids

### 4.1 Simulating Liquids Parameter Check

The head tissue dielectric parameters recommended by the IEEE SCC-34/SC-2 in P1528 have been incorporated in the following table. These head parameters are derived from planar layer models simulating the highest expected SAR for the dielectric properties and tissue thickness variations in a human head. Other head and body tissue parameters that have not been specified in P1528 are derived from the tissue dielectric parameters computed from the 4-Cole-Cole equations described in Reference [12] and extrapolated according to the head parameters specified in P1528.

#### Head Tissue

| Frequency (MHz) | cellulose | DGBE | HEC | NaCl | Preventol | Sugar | X100  | Water | Conductivity | Permittivity |
|-----------------|-----------|------|-----|------|-----------|-------|-------|-------|--------------|--------------|
|                 | %         | %    | %   | %    | %         | %     | %     | %     | $\sigma$     | $\epsilon_r$ |
| 750             | 0.2       | /    | /   | 1.4  | 0.2       | 57.0  | /     | 41.1  | 0.89         | 41.9         |
| 835             | 0.2       | /    | /   | 1.4  | 0.2       | 57.9  | /     | 40.3  | 0.90         | 41.5         |
| 900             | 0.2       | /    | /   | 1.4  | 0.2       | 57.9  | /     | 40.3  | 0.97         | 41.5         |
| 1800            | /         | 44.5 | /   | 0.3  | /         | /     | 30.45 | 55.2  | 1.4          | 40.0         |
| 1900            | /         | 44.5 | /   | 0.3  | /         | /     | 30.45 | 55.2  | 1.4          | 40.0         |
| 2000            | /         | 44.5 | /   | 0.3  | /         | /     | /     | 55.2  | 1.4          | 40.0         |
| 2450            | /         | 44.9 | /   | 0.1  | /         | /     | /     | 55.0  | 1.80         | 39.2         |
| 2600            | /         | 45.0 | /   | 0.1  | /         | /     | /     | 54.9  | 1.96         | 39.0         |

#### Body Tissue

| Frequency (MHz) | cellulose | DGBE | HEC | NaCl | Preventol | Sugar | X100  | Water | Conductivity | Permittivity |
|-----------------|-----------|------|-----|------|-----------|-------|-------|-------|--------------|--------------|
|                 | %         | %    | %   | %    | %         | %     | %     | %     | $\sigma$     | $\epsilon_r$ |
| 750             | 0.2       | /    | /   | 0.9  | 0.1       | 47.2  | /     | 51.7  | 0.96         | 55.5         |
| 835             | 0.2       | /    | /   | 0.9  | 0.1       | 48.2  | /     | 50.8  | 0.97         | 55.2         |
| 900             | 0.2       | /    | /   | 0.9  | 0.1       | 48.2  | /     | 50.8  | 1.05         | 55.0         |
| 1800            | /         | 29.4 | /   | 0.4  | /         | /     | 30.45 | 70.2  | 1.52         | 53.3         |
| 1900            | /         | 29.4 | /   | 0.4  | /         | /     | 30.45 | 70.2  | 1.52         | 53.3         |
| 2000            | /         | 29.4 | /   | 0.4  | /         | /     | /     | 70.2  | 1.52         | 53.3         |
| 2450            | /         | 31.3 | /   | 0.1  | /         | /     | /     | 68.6  | 1.95         | 52.7         |
| 2600            | /         | 31.7 | /   | 0.1  | /         | /     | /     | 68.2  | 2.16         | 52.3         |

| Tissue dielectric parameters for head and body phantoms |              |      |                 |      |
|---|--------------|------|-----------------|------|
| Frequency   | $\epsilon_r$ |      | $\sigma$<br>S/m |      |
|   | Head         | Body | Head            | Body |
|   | 300          | 45.3 | 58.2            | 0.87 |
| 450   | 43.5         | 56.7 | 0.87            | 0.94 |
| 900   | 41.5         | 55.0 | 0.97            | 1.05 |
| 1450  | 40.5         | 54.0 | 1.20            | 1.30 |
| 1800  | 40.0         | 53.3 | 1.40            | 1.52 |
| 2450  | 39.2         | 52.7 | 1.80            | 1.95 |
| 3000  | 38.5         | 52.0 | 2.40            | 2.73 |
| 5800  | 35.3         | 48.2 | 5.27            | 6.00 |





**LIQUID MEASUREMENT RESULTS**

| Date       | Ambient    |            | Simulating Liquid |            | Parameters   | Target | Measured | Deviation % | Limited % |
|------------|------------|------------|-------------------|------------|--------------|--------|----------|-------------|-----------|
|            | Temp. [°C] | Humidity % | Frequency(MHz)    | Temp. [°C] |              |        |          |             |           |
| 2022-08-07 | 21.6       | 57         | 709               | 21.3       | Permittivity | 42.12  | 43.05    | 2.21        | ±5        |
|            |            |            |                   |            | Conductivity | 0.89   | 0.90     | 1.12        | ±5        |
| 2022-08-07 | 21.6       | 57         | 710               | 21.3       | Permittivity | 42.11  | 42.95    | 1.99        | ±5        |
|            |            |            |                   |            | Conductivity | 0.89   | 0.92     | 3.37        | ±5        |
| 2022-08-07 | 21.6       | 58         | 711               | 21.3       | Permittivity | 42.11  | 42.06    | -0.12       | ±5        |
|            |            |            |                   |            | Conductivity | 0.89   | 0.91     | 2.25        | ±5        |
| 2022-08-07 | 21.6       | 58         | 750               | 21.3       | Permittivity | 41.90  | 42.36    | 1.10        | ±5        |
|            |            |            |                   |            | Conductivity | 0.89   | 0.93     | 4.49        | ±5        |
| 2022-08-09 | 22.8       | 42         | 826.4             | 22.5       | Permittivity | 41.54  | 41.39    | -0.36       | ±5        |
|            |            |            |                   |            | Conductivity | 0.90   | 0.91     | 1.11        | ±5        |
| 2022-08-09 | 22.8       | 42         | 831.5             | 22.4       | Permittivity | 41.52  | 41.21    | -0.75       | ±5        |
|            |            |            |                   |            | Conductivity | 0.90   | 0.94     | 4.44        | ±5        |
| 2022-08-09 | 22.9       | 43         | 835               | 22.6       | Permittivity | 41.50  | 41.58    | 0.19        | ±5        |
|            |            |            |                   |            | Conductivity | 0.90   | 0.87     | -3.33       | ±5        |
| 2022-08-09 | 22.9       | 43         | 836.6             | 22.6       | Permittivity | 41.50  | 42.39    | 2.14        | ±5        |
|            |            |            |                   |            | Conductivity | 0.90   | 0.91     | 1.11        | ±5        |
| 2022-08-09 | 23.0       | 43         | 841.5             | 22.7       | Permittivity | 41.50  | 42.32    | 1.98        | ±5        |
|            |            |            |                   |            | Conductivity | 0.91   | 0.92     | 1.10        | ±5        |
| 2022-08-09 | 23.1       | 43         | 844               | 22.8       | Permittivity | 41.50  | 41.69    | 0.46        | ±5        |
|            |            |            |                   |            | Conductivity | 0.91   | 0.90     | -1.10       | ±5        |
| 2022-08-11 | 24.0       | 58         | 1720              | 23.7       | Permittivity | 40.11  | 40.24    | 0.32        | ±5        |
|            |            |            |                   |            | Conductivity | 1.35   | 1.39     | 2.96        | ±5        |
| 2022-08-11 | 24.0       | 58         | 1732.5            | 23.6       | Permittivity | 40.10  | 40.91    | 2.02        | ±5        |
|            |            |            |                   |            | Conductivity | 1.36   | 1.41     | 3.68        | ±5        |
| 2022-08-11 | 24.0       | 59         | 1745              | 23.7       | Permittivity | 40.08  | 40.84    | 1.90        | ±5        |
|            |            |            |                   |            | Conductivity | 1.37   | 1.33     | -2.92       | ±5        |
| 2022-08-11 | 24.1       | 59         | 1800              | 23.8       | Permittivity | 40.00  | 41.04    | 2.60        | ±5        |
|            |            |            |                   |            | Conductivity | 1.40   | 1.37     | -2.14       | ±5        |
| 2022-08-11 | 24.1       | 59         | 1850.2            | 23.8       | Permittivity | 40.00  | 40.26    | 0.65        | ±5        |
|            |            |            |                   |            | Conductivity | 1.40   | 1.43     | 2.14        | ±5        |
| 2022-08-11 | 24.1       | 59         | 1852.4            | 23.8       | Permittivity | 40.00  | 40.16    | 0.40        | ±5        |
|            |            |            |                   |            | Conductivity | 1.40   | 1.39     | -0.71       | ±5        |



|            |      |    |        |      |              |       |       |       |    |
|------------|------|----|--------|------|--------------|-------|-------|-------|----|
| 2022-08-11 | 24.1 | 59 | 1860   | 23.7 | Permittivity | 40.00 | 40.73 | 1.82  | ±5 |
|            |      |    |        |      | Conductivity | 1.40  | 1.43  | 2.14  | ±5 |
| 2022-08-11 | 24.2 | 60 | 1880   | 23.9 | Permittivity | 40.00 | 41.26 | 3.15  | ±5 |
|            |      |    |        |      | Conductivity | 1.40  | 1.41  | 0.71  | ±5 |
| 2022-08-11 | 24.3 | 60 | 1900   | 24.0 | Permittivity | 40.00 | 41.05 | 2.62  | ±5 |
|            |      |    |        |      | Conductivity | 1.40  | 1.41  | 0.71  | ±5 |
| 2022-08-11 | 24.4 | 60 | 1907.6 | 24.1 | Permittivity | 40.00 | 40.23 | 0.57  | ±5 |
|            |      |    |        |      | Conductivity | 1.40  | 1.38  | -1.43 | ±5 |
| 2022-08-11 | 24.4 | 61 | 1909.8 | 24.0 | Permittivity | 40.00 | 40.95 | 2.38  | ±5 |
|            |      |    |        |      | Conductivity | 1.40  | 1.41  | 0.71  | ±5 |
| 2022-08-22 | 21.1 | 40 | 2395   | 20.7 | Permittivity | 39.30 | 40.21 | 2.32  | ±5 |
|            |      |    |        |      | Conductivity | 1.75  | 1.74  | -0.57 | ±5 |
| 2022-08-22 | 21.2 | 40 | 2437   | 20.9 | Permittivity | 39.22 | 39.67 | 1.15  | ±5 |
|            |      |    |        |      | Conductivity | 1.79  | 1.85  | 3.35  | ±5 |
| 2022-08-22 | 21.3 | 41 | 2450   | 21.0 | Permittivity | 39.20 | 39.53 | 0.84  | ±5 |
|            |      |    |        |      | Conductivity | 1.80  | 1.85  | 2.78  | ±5 |
| 2022-08-22 | 21.4 | 41 | 2480   | 21.0 | Permittivity | 39.15 | 40.38 | 3.14  | ±5 |
|            |      |    |        |      | Conductivity | 1.83  | 1.80  | -1.64 | ±5 |
| 2022-08-26 | 22.5 | 53 | 2506   | 22.2 | Permittivity | 39.13 | 39.51 | 0.97  | ±5 |
|            |      |    |        |      | Conductivity | 1.86  | 1.89  | 1.61  | ±5 |
| 2022-08-26 | 22.6 | 53 | 2510   | 22.3 | Permittivity | 39.12 | 39.20 | 0.20  | ±5 |
|            |      |    |        |      | Conductivity | 1.86  | 1.82  | -2.15 | ±5 |
| 2022-08-26 | 22.7 | 53 | 2535   | 22.4 | Permittivity | 39.09 | 39.36 | 0.69  | ±5 |
|            |      |    |        |      | Conductivity | 1.89  | 1.91  | 1.06  | ±5 |
| 2022-08-26 | 22.8 | 54 | 2560   | 22.5 | Permittivity | 39.05 | 39.38 | 0.85  | ±5 |
|            |      |    |        |      | Conductivity | 1.92  | 1.90  | -1.04 | ±5 |
| 2022-08-26 | 22.8 | 54 | 2580   | 22.5 | Permittivity | 39.03 | 39.79 | 1.95  | ±5 |
|            |      |    |        |      | Conductivity | 1.94  | 2.00  | 3.09  | ±5 |
| 2022-08-26 | 22.8 | 54 | 2593   | 22.6 | Permittivity | 39.01 | 39.31 | 0.77  | ±5 |
|            |      |    |        |      | Conductivity | 1.95  | 1.92  | -1.54 | ±5 |
| 2022-08-26 | 22.9 | 55 | 2595   | 22.6 | Permittivity | 39.01 | 39.91 | 2.31  | ±5 |
|            |      |    |        |      | Conductivity | 1.95  | 1.99  | 2.05  | ±5 |
| 2022-08-26 | 23.0 | 55 | 2600   | 22.7 | Permittivity | 39.00 | 39.93 | 2.38  | ±5 |
|            |      |    |        |      | Conductivity | 1.96  | 1.99  | 1.53  | ±5 |
| 2022-08-26 | 23.0 | 55 | 2610   | 22.8 | Permittivity | 38.99 | 39.52 | 1.36  | ±5 |
|            |      |    |        |      | Conductivity | 1.97  | 1.96  | -0.51 | ±5 |
| 2022-08-26 | 23.1 | 55 | 2680   | 22.8 | Permittivity | 38.90 | 39.54 | 1.65  | ±5 |
|            |      |    |        |      | Conductivity | 2.05  | 2.01  | -1.95 | ±5 |





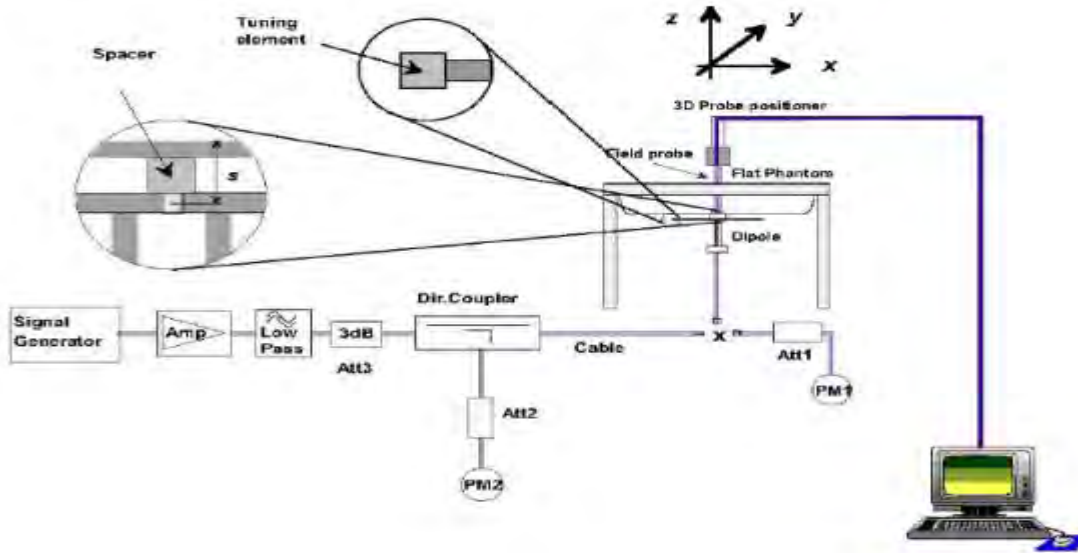
|            |      |    |      |      |              |       |       |       |    |
|------------|------|----|------|------|--------------|-------|-------|-------|----|
| 2022-08-31 | 21.8 | 55 | 5180 | 21.4 | Permittivity | 36.02 | 36.47 | 1.25  | ±5 |
|            |      |    |      |      | Conductivity | 4.64  | 4.65  | 0.22  | ±5 |
| 2022-08-31 | 21.9 | 55 | 5200 | 21.6 | Permittivity | 36.00 | 36.30 | 0.83  | ±5 |
|            |      |    |      |      | Conductivity | 4.66  | 4.63  | -0.64 | ±5 |
| 2022-08-31 | 21.9 | 56 | 5600 | 21.6 | Permittivity | 35.55 | 36.51 | 2.70  | ±5 |
|            |      |    |      |      | Conductivity | 5.07  | 5.06  | -0.20 | ±5 |
| 2022-08-31 | 22.0 | 56 | 5700 | 21.7 | Permittivity | 35.43 | 35.52 | 0.25  | ±5 |
|            |      |    |      |      | Conductivity | 5.17  | 5.13  | -0.77 | ±5 |
| 2022-08-31 | 22.1 | 56 | 5745 | 21.8 | Permittivity | 35.37 | 35.56 | 0.54  | ±5 |
|            |      |    |      |      | Conductivity | 5.21  | 5.22  | 0.19  | ±5 |
| 2022-08-31 | 22.2 | 56 | 5800 | 21.8 | Permittivity | 35.30 | 36.37 | 3.03  | ±5 |
|            |      |    |      |      | Conductivity | 5.27  | 5.28  | 0.19  | ±5 |



## 5. SAR System Validation

### 5.1 Validation System

Each MVG system is equipped with one or more system validation kits. These units, together with the predefined measurement procedures within the MVG software, enable the user to conduct the system performance check and system validation. System kit includes a dipole, and dipole device holder. The system check verifies that the system operates within its specifications. It's performed daily or before every SAR measurement. The system check uses normal SAR measurement in the flat section of the phantom with a matched dipole at a specified distance. The system validation setup is shown as below.



### 5.2 Validation Result

Comparing to the original SAR value provided by MVG, the validation data should be within its specification of 10 %.

| Date       | Freq. | Power | Tested Value | Normalized SAR | Target SAR | Tolerance | Limit |
|------------|-------|-------|--------------|----------------|------------|-----------|-------|
|            | (MHz) | (mW)  | (W/Kg)       | (W/kg)         | 1g(W/kg)   | (%)       | (%)   |
| 2022-08-07 | 750   | 100   | 0.835        | 8.35           | 8.49       | -1.65     | 10    |
| 2022-08-09 | 835   | 100   | 0.996        | 9.96           | 9.56       | 4.18      | 10    |
| 2022-08-11 | 1800  | 100   | 3.923        | 39.23          | 38.40      | 2.16      | 10    |
| 2022-08-11 | 1900  | 100   | 3.899        | 38.99          | 39.70      | -1.79     | 10    |
| 2022-08-22 | 2450  | 100   | 5.443        | 54.43          | 52.40      | 3.87      | 10    |
| 2022-08-26 | 2600  | 100   | 5.662        | 56.62          | 55.30      | 2.39      | 10    |
| 2022-08-31 | 5200  | 100   | 15.999       | 159.99         | 159.00     | 0.62      | 10    |
| 2022-08-31 | 5600  | 100   | 17.888       | 178.88         | 173.80     | 2.92      | 10    |
| 2022-08-31 | 5800  | 100   | 18.938       | 189.38         | 181.20     | 4.51      | 10    |

Note:

1. The tolerance limit of System validation  $\pm 10\%$ .
2. The dipole input power (forward power) was 100 mW.
3. The results are normalized to 1 W input power.



## 6. SAR Evaluation Procedures

The procedure for assessing the average SAR value consists of the following steps:

The following steps are used for each test position

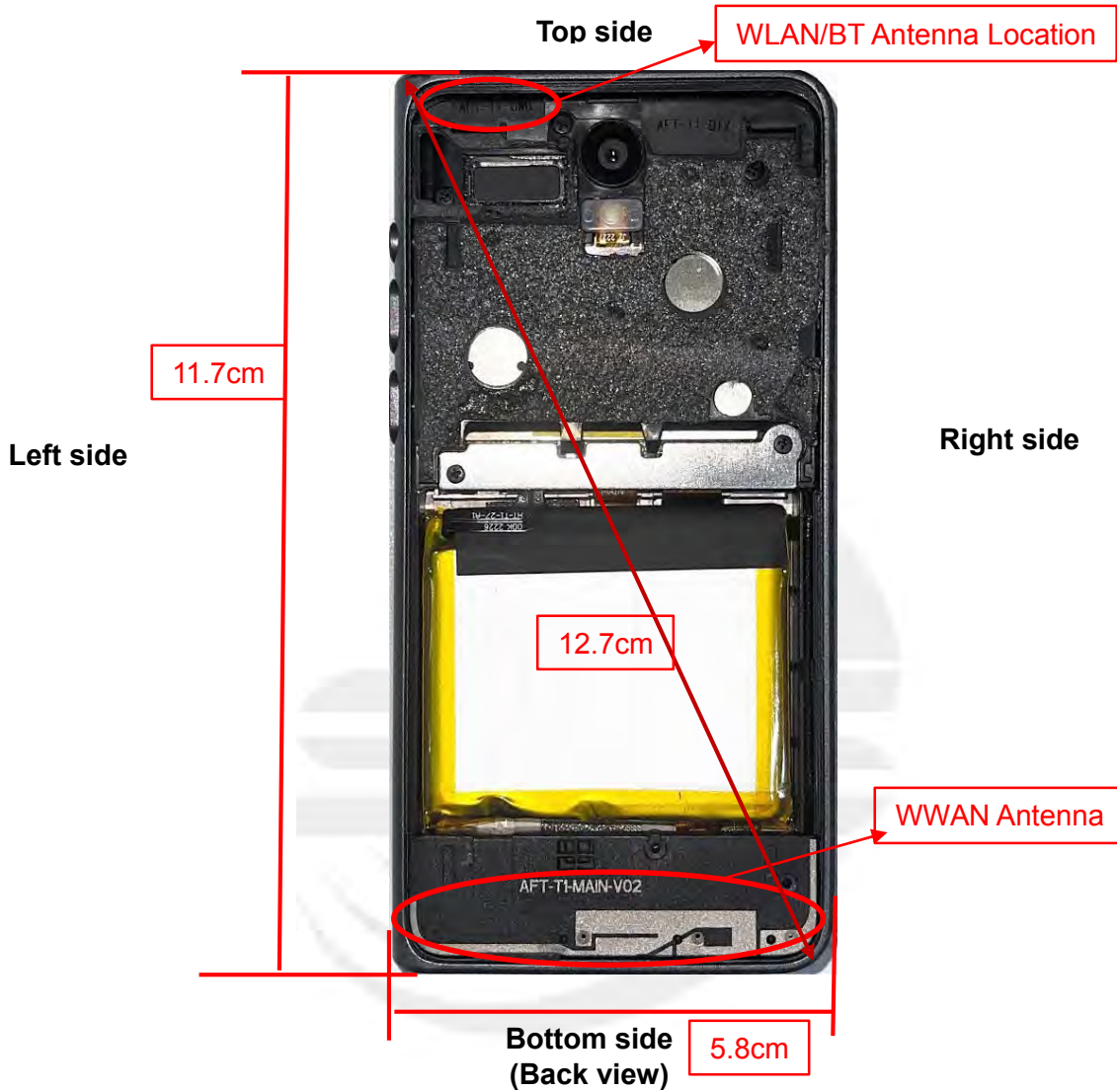
- Establish a call with the maximum output power with a base station simulator. The connection between the mobile and the base station simulator is established via air interface
- Measurement of the local E-field value at a fixed location. This value serves as a reference value for calculating a possible power drift.
- Measurement of the SAR distribution with a grid of 8 to 16mm \* 8 to 16 mm and a constant distance to the inner surface of the phantom. Since the sensors cannot directly measure at the inner phantom surface, the values between the sensors and the inner phantom surface are extrapolated. With these values the area of the maximum SAR is calculated by an interpolation scheme.
- Around this point, a cube of 30 \* 30 \* 30 mm or 32 \* 32 \* 32 mm is assessed by measuring 5 or 8 \* 5 or 8\*4 or 5 mm. With these data, the peak spatial-average SAR value can be calculated.

### ➤ Area Scan & Zoom Scan

First Area Scan is used to locate the approximate location(s) of the local peak SAR value(s). The measurement grid within an Area Scan is defined by the grid extent, grid step size and grid offset. Next, in order to determine the EM field distribution in a three-dimensional spatial extension, Zoom Scan is required. The Zoom Scan is performed around the highest E-field value to determine the averaged SAR-distribution over 10 g. Area scan and zoom scan resolution setting follows KDB 865664 D01 quoted below. When the 1-g SAR of the highest peak is within 2 dB of the SAR limit, additional zoom scans are required for other peaks within 2 dB of the highest peak that have not been included in any zoom scan to ensure there is no increase in SAR.

## 7. EUT Antenna Location Sketch

It is a Portable Translator, support GSM/WCDMA/LTE/WLAN/BT mode.



Antenna Separation Distance(cm)

| ANT     | Back Side | Front Side | Left Side | Right Side | Top Side | Bottom Side |
|---------|-----------|------------|-----------|------------|----------|-------------|
| WLAN/BT | ≤0.5      | ≤0.5       | 4         | ≤0.5       | ≤0.5     | 10.8        |
| WWAN    | ≤0.5      | ≤0.5       | ≤0.5      | ≤0.5       | 10       | ≤0.5        |

Note 1: The antenna information refer the manufacturer provide report, applicable only to the tested sample identified in the report.



**7.1 SAR test exclusion consider table**

The WWAN/WLAN/BT SAR evaluation of Maximum power (dBm) summing tolerance.

| Exposure Position | Wireless Interface          | GSM850  | PCS1900 | WCDMA II | WCDMA V | LTE Band 2 |
|-------------------|-----------------------------|---------|---------|----------|---------|------------|
| Exposure Position | Calculated Frequency(GHz)   | 0.8366  | 1.8502  | 1.9076   | 0.8264  | 1.93       |
|                   | Maximum Turn-up power (dBm) | 32      | 31.5    | 22.5     | 23      | 23         |
|                   | Maximum rated power(mW)     | 1584.89 | 1412.54 | 177.83   | 199.53  | 199.53     |
| Back Side         | Separation distance (cm)    | ≤0.5    | ≤0.5    | ≤0.5     | ≤0.5    | ≤0.5       |
|                   | exclusion threshold(mW)     | 9.22    | 3.44    | 3.35     | 9.38    | 3.32       |
|                   | Testing required?           | YES     | YES     | YES      | YES     | YES        |
| Front Side        | Separation distance (cm)    | ≤0.5    | ≤0.5    | ≤0.5     | ≤0.5    | ≤0.5       |
|                   | exclusion threshold(mW)     | 9.22    | 3.44    | 3.35     | 9.38    | 3.32       |
|                   | Testing required?           | YES     | YES     | YES      | YES     | YES        |
| Left Edge         | Separation distance (cm)    | ≤0.5    | ≤0.5    | ≤0.5     | ≤0.5    | ≤0.5       |
|                   | exclusion threshold(mW)     | 9.22    | 3.44    | 3.35     | 9.38    | 3.32       |
|                   | Testing required?           | YES     | YES     | YES      | YES     | YES        |
| Right Edge        | Separation distance (cm)    | ≤0.5    | ≤0.5    | ≤0.5     | ≤0.5    | ≤0.5       |
|                   | exclusion threshold(mW)     | 9.22    | 3.44    | 3.35     | 9.38    | 3.32       |
|                   | Testing required?           | YES     | YES     | YES      | YES     | YES        |
| Top Edge          | Separation distance (cm)    | 10      | 10      | 10       | 10      | 10         |
|                   | exclusion threshold(mW)     | 639.90  | 854.03  | 850.11   | 635.61  | 848.62     |
|                   | Testing required?           | YES     | YES     | NO       | NO      | NO         |
| Bottom Edge       | Separation distance (cm)    | ≤0.5    | ≤0.5    | ≤0.5     | ≤0.5    | ≤0.5       |
|                   | exclusion threshold(mW)     | 9.22    | 3.44    | 3.35     | 9.38    | 3.32       |
|                   | Testing required?           | YES     | YES     | YES      | YES     | YES        |





| Exposure Position | Wireless Interface          | LTE Band 4 | LTE Band 5 | LTE Band 7 | LTE Band 12 | LTE Band 17 |
|-------------------|-----------------------------|------------|------------|------------|-------------|-------------|
|                   | Calculated Frequency(GHz)   | 1.745      | 0.844      | 2.51       | 0.711       | 0.71        |
|                   | Maximum Turn-up power (dBm) | 23         | 25.5       | 24.5       | 25          | 25          |
|                   | Maximum rated power(mW)     | 199.53     | 354.81     | 281.84     | 316.23      | 316.23      |
| Back Side         | Separation distance (cm)    | ≤0.5       | ≤0.5       | ≤0.5       | ≤0.5        | ≤0.5        |
|                   | exclusion threshold(mW)     | 3.60       | 9.11       | 2.69       | 11.59       | 11.61       |
|                   | Testing required?           | YES        | YES        | YES        | YES         | YES         |
| Front Side        | Separation distance (cm)    | ≤0.5       | ≤0.5       | ≤0.5       | ≤0.5        | ≤0.5        |
|                   | exclusion threshold(mW)     | 3.60       | 9.11       | 2.69       | 11.59       | 11.61       |
|                   | Testing required?           | YES        | YES        | YES        | YES         | YES         |
| Left Edge         | Separation distance (cm)    | ≤0.5       | ≤0.5       | ≤0.5       | ≤0.5        | ≤0.5        |
|                   | exclusion threshold(mW)     | 3.60       | 9.11       | 2.69       | 11.59       | 11.61       |
|                   | Testing required?           | YES        | YES        | YES        | YES         | YES         |
| Right Edge        | Separation distance (cm)    | ≤0.5       | ≤0.5       | ≤0.5       | ≤0.5        | ≤0.5        |
|                   | exclusion threshold(mW)     | 3.60       | 9.11       | 2.69       | 11.59       | 11.61       |
|                   | Testing required?           | YES        | YES        | YES        | YES         | YES         |
| Top Edge          | Separation distance (cm)    | 10         | 10         | 10         | 10          | 10          |
|                   | exclusion threshold(mW)     | 861.58     | 643.00     | 815.71     | 585.28      | 584.83      |
|                   | Testing required?           | NO         | NO         | NO         | NO          | NO          |
| Bottom Edge       | Separation distance (cm)    | ≤0.5       | ≤0.5       | ≤0.5       | ≤0.5        | ≤0.5        |
|                   | exclusion threshold(mW)     | 3.60       | 9.11       | 2.69       | 11.59       | 11.61       |
|                   | Testing required?           | YES        | YES        | YES        | YES         | YES         |





| Exposure Position | Wireless Interface          | LTE Band 26               | LTE Band 38 | LTE Band 40 | LTE Band 41 | BT     |
|-------------------|-----------------------------|---------------------------|-------------|-------------|-------------|--------|
|                   |                             | Calculated Frequency(GHz) | 0.8315      | 2.595       | 2.395       | 2.593  |
|                   | Maximum Turn-up power (dBm) | 25                        | 24.5        | 12.5        | 20.5        | 8      |
|                   | Maximum rated power(mW)     | 316.23                    | 281.84      | 17.78       | 112.20      | 6.31   |
| Back Side         | Separation distance (cm)    | ≤0.5                      | ≤0.5        | ≤0.5        | ≤0.5        | ≤0.5   |
|                   | exclusion threshold(mW)     | 9.30                      | 2.62        | 2.79        | 2.62        | 2.72   |
|                   | Testing required?           | YES                       | YES         | YES         | YES         | YES    |
| Front Side        | Separation distance (cm)    | ≤0.5                      | ≤0.5        | ≤0.5        | ≤0.5        | ≤0.5   |
|                   | exclusion threshold(mW)     | 9.30                      | 2.62        | 2.79        | 2.62        | 2.72   |
|                   | Testing required?           | YES                       | YES         | YES         | YES         | YES    |
| Left Edge         | Separation distance (cm)    | ≤0.5                      | ≤0.5        | ≤0.5        | ≤0.5        | 4      |
|                   | exclusion threshold(mW)     | 9.30                      | 2.62        | 2.79        | 2.62        | 142.67 |
|                   | Testing required?           | YES                       | YES         | YES         | YES         | NO     |
| Right Edge        | Separation distance (cm)    | ≤0.5                      | ≤0.5        | ≤0.5        | ≤0.5        | ≤0.5   |
|                   | exclusion threshold(mW)     | 9.30                      | 29.45       | 2.79        | 2.62        | 2.72   |
|                   | Testing required?           | YES                       | YES         | YES         | YES         | YES    |
| Top Edge          | Separation distance (cm)    | 10                        | 10          | 10          | 10          | ≤0.5   |
|                   | exclusion threshold(mW)     | 5201.66                   | 811.63      | 821.49      | 811.72      | 2.72   |
|                   | Testing required?           | NO                        | NO          | NO          | NO          | YES    |
| Bottom Edge       | Separation distance (cm)    | ≤0.5                      | ≤0.5        | ≤0.5        | ≤0.5        | 10.08  |
|                   | exclusion threshold(mW)     | 9.30                      | 2.62        | 2.79        | 2.62        | 829.68 |
|                   | Testing required?           | YES                       | YES         | YES         | YES         | NO     |



| Exposure Position | Wireless Interface          | 2.4G WLAN | 5.2G WLAN | 5.3G WLAN | 5.6G WLAN | 5.8G WLAN |
|-------------------|-----------------------------|-----------|-----------|-----------|-----------|-----------|
|                   | Calculated Frequency(GHz)   | 2.437     | 5.18      | 5.26      | 5.7       | 5.745     |
|                   | Maximum Turn-up power (dBm) | 10.5      | 11        | 9         | 14        | 14.5      |
|                   | Maximum rated power(mW)     | 11.22     | 12.59     | 7.94      | 25.12     | 28.18     |
| Back Side         | Separation distance (cm)    | ≤0.5      | ≤0.5      | ≤0.5      | ≤0.5      | ≤0.5      |
|                   | exclusion threshold(mW)     | 2.76      | 1.51      | 1.49      | 1.40      | 1.39      |
|                   | Testing required?           | YES       | YES       | YES       | YES       | YES       |
| Front Side        | Separation distance (cm)    | ≤0.5      | ≤0.5      | ≤0.5      | ≤0.5      | ≤0.5      |
|                   | exclusion threshold(mW)     | 2.76      | 1.51      | 1.49      | 1.40      | 1.39      |
|                   | Testing required?           | YES       | YES       | YES       | YES       | YES       |
| Left Edge         | Separation distance (cm)    | 4         | 4         | 4         | 4         | 4         |
|                   | exclusion threshold(mW)     | 143.54    | 110.29    | 109.70    | 106.66    | 106.37    |
|                   | Testing required?           | NO        | NO        | NO        | NO        | NO        |
| Right Edge        | Separation distance (cm)    | ≤0.5      | ≤0.5      | ≤0.5      | ≤0.5      | ≤0.5      |
|                   | exclusion threshold(mW)     | 2.76      | 1.51      | 1.49      | 1.40      | 1.39      |
|                   | Testing required?           | YES       | YES       | YES       | YES       | YES       |
| Top Edge          | Separation distance (cm)    | ≤0.5      | ≤0.5      | ≤0.5      | ≤0.5      | ≤0.5      |
|                   | exclusion threshold(mW)     | 2.76      | 1.51      | 1.49      | 1.40      | 1.39      |
|                   | Testing required?           | YES       | YES       | YES       | YES       | YES       |
| Bottom Edge       | Separation distance (cm)    | 10.08     | 10.08     | 10.08     | 10.08     | 10.08     |
|                   | exclusion threshold(mW)     | 831.85    | 743.57    | 741.87    | 733.06    | 732.20    |
|                   | Testing required?           | NO        | NO        | NO        | NO        | NO        |

**Note:**

1. maximum power is the source-based time-average power and represents the maximum RF output power among production units.
2. Per KDB 447498 D04, for larger devices, the test separation distance of adjacent edge configuration is determined by the closest separation between the antenna and the user.
3. Per KDB 447498 D04, if the maximum time-averaged power available does not exceed 1 mW. This stand-alone SAR exemption test.
4. Per KDB 447498 D04, the available maximum time-averaged power or effective radiated power (ERP), whichever is greater, is less than or equal to the threshold  $P_{th}$  (mW) described in the following formula. This method shall only be used at separation distances (cm) from 0.5 centimeters to 40 centimeters and at frequencies from 0.3 GHz to 6 GHz (inclusive).  $P_{th}$  is given by:

$$P_{th} \text{ (mW)} = \begin{cases} ERP_{20 \text{ cm}} (d/20 \text{ cm})^x & d \leq 20 \text{ cm} \\ ERP_{20 \text{ cm}} & 20 \text{ cm} < d \leq 40 \text{ cm} \end{cases}$$

Where

$$x = -\log_{10} \left( \frac{60}{ERP_{20 \text{ cm}} \sqrt{f}} \right) \text{ and } f \text{ is in GHz;}$$

and

$$ERP_{20 \text{ cm}} \text{ (mW)} = \begin{cases} 2040f & 0.3 \text{ GHz} \leq f < 1.5 \text{ GHz} \\ 3060 & 1.5 \text{ GHz} \leq f \leq 6 \text{ GHz} \end{cases}$$

$d$  = the separation distance (cm);

5. Per KDB 447498 D04, An alternative to the SAR-based exemption is using below table and the minimum separation distance (R in meters) from the body of a nearby person for the frequency (f in MHz) at which the source operates, the ERP (watts) is no more than the calculated value prescribed for that frequency. For the exemption in below table to apply, R must be at least  $\lambda/2\pi$ , where  $\lambda$  is the free-space operating wavelength in meters. If the ERP of a single RF source is not easily obtained, then the available maximum time-averaged power may be used in lieu of ERP if the physical dimensions of the radiating structure(s) do not exceed the electrical length of  $\lambda/4$  or if the antenna gain is less than that of a half-wave dipole (1.64 linear value).



| RF Source frequency (MHz) | Threshold ERP(watts)                   |
|---------------------------|--|
| 0.3-1.34                  | 1,920 R <sup>2</sup> .                 |
| 1.34-30                   | 3,450 R <sup>2</sup> /f <sup>2</sup> . |
| 30-300                    | 3.83 R <sup>2</sup> .                  |
| 300-1,500                 | 0.0128 R <sup>2</sup> f.               |
| 1,500-100,000             | 19.2R <sup>2</sup> .                   |

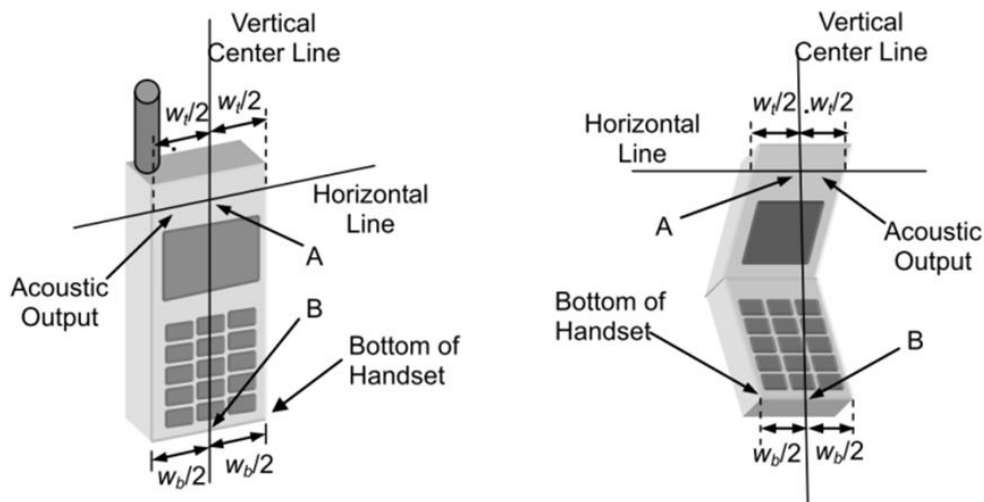
6. Per KDB 248227 D01, choose the highest output power channel to test SAR and determine further SAR exclusion 8.for each frequency band ,testing at higher data rates and higher order modulations is not required when the maximum average output power for each of each of these configurations is less than 1/4db higher than those measured at the lower data rate than 11b mode ,thus the SAR can be excluded.
7. Per KDB 616217 D04, SAR evaluation for the front surface of tablet display screens are generally not necessary.
8. Per KDB 248227, as maximum rated power for U-NII-1 > U-NII-2A, U-NII-1 was chosen for SAR evaluation. Based on the measurements obtained, SAR measurements on U-NII-2A are not required as highest reported SAR from U-NII-1 band is  $\leq 1.2\text{W/Kg}$ .

## 8. EUT Test Position

This EUT was tested in Right Cheek, Right Titled, Left Cheek, Left Titled, Front Side, Back Side, Left Edge, Right Edge, Top Edge and Bottom Edge.

### 8.1 Define Two Imaginary Lines on the Handset

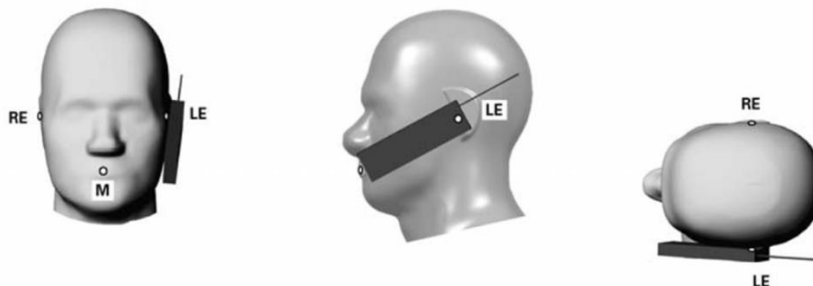
- (1) The vertical centerline passes through two points on the front side of the handset: the midpoint of the width  $w_t$  of the handset at the level of the acoustic output, and the midpoint of the width  $w_b$  of the handset.
- (2) The horizontal line is perpendicular to the vertical centerline and passes through the center of the acoustic output. The horizontal line is also tangential to the face of the handset at point A.
- (3) The two lines intersect at point A. Note that for many handsets, point A coincides with the center of the acoustic output; however, the acoustic output may be located elsewhere on the horizontal line. Also note that the vertical centerline is not necessarily to the front face of the handset, especially for clamshell handsets, handsets with flip covers, and other irregularly shaped handsets.



#### Cheek Position

1) To position the device with the vertical center line of the body of the device and the horizontal line crossing the center piece in a plane parallel to the sagittal plane of the phantom. While maintaining the device in this plane, align the vertical center line with the reference plane containing the ear and mouth reference point (M: Mouth, RE: Right Ear, and LE: Left Ear) and align the center of the ear piece with the line RE-LE.


2) To move the device towards the phantom with the ear piece aligned with the line LE-RE until the phone touched the ear. While maintaining the device in the reference plane and maintaining the phone contact with ear, move the bottom of the phone until any point on the front side is in contact with the cheek of the phantom or until contact with the ear is lost.





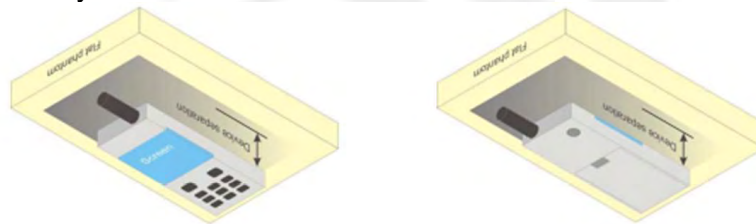
Title Position

- (1) To position the device in the “cheek” position described above.
- (2) While maintaining the device in the reference plane described above and pivoting against the ear, moves it outward away from the mouth by an angle of 15 degrees or until with the ear is lost.



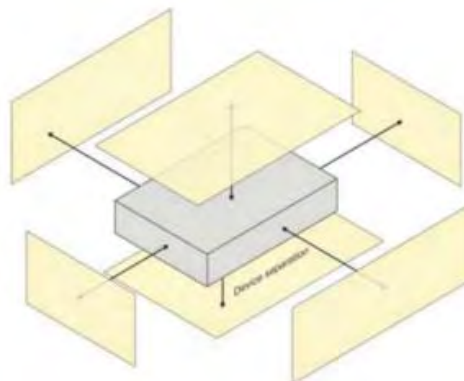
Body-worn Position Conditions:

Body-worn accessory exposure is typically related to voice mode operations when handsets are carried in body-worn accessories. The body-worn accessory procedures in KDB Publication 447498 D01 should be used to test for body-worn accessory SAR compliance, without a headset connected to it. When the same wireless transmission configuration is used for testing body-worn accessory and hotspot mode SAR, respectively, in voice and data mode, SAR results for the most conservative *test separation distance* configuration may be used to support both SAR conditions. When the *reported SAR* for a body-worn accessory, measured without a headset connected to the handset, is  $> 1.2 \text{ W/kg}$ , the highest *reported SAR* configuration for that wireless mode and frequency band should be repeated for the body-worn accessory with a headset attached to the handset.



## 8.2 Hotspot mode exposure position condition

For handsets that support hotspot mode operations, with wireless router capabilities and various web browsing function, the relevant hand and body exposure condition are tested according to the hotspot SAR procedures in KDB 941225. A test separation distance of 10 mm is required between the phantom and all surface and edges with a transmitting antenna located within 25 mm from that surface or edge. When form factor of a handset is smaller than 9cm x 5cm, a test separation distance of 5mm (instead of 10mm) is required for testing hotspot mode. When the separate distance required for body-worn accessory testing is larger than or equal to that tested for hotspot mode, in the same wireless mode and for the same surface of the phone, the hotspot mode SAR data may be used to support body-worn accessory SAR compliance for that particular configuration (surface).







## 9. Uncertainty

### 9.1 Measurement Uncertainty

The following measurement uncertainty levels have been estimated for tests performed on the EUT as specified in IEEE 1528: 2013. This uncertainty represents an expanded uncertainty expressed at approximately the 95% confidence level using a coverage factor of k=2.

| Uncertainty Component   | Tol (+-%) | Prob. Dist. | Div.       | Ci (1g)      | Ci (10g)     | 1g Ui (+-%) | 10g Ui (+-%) | vi |
|---|-----------|-------------|------------|--------------|--------------|-------------|--------------|----|
| <b>Measurement System</b>   |           |             |            |              |              |             |              |    |
| Probe calibration   | 5.86      | N           | 1          | 1            | 1            | 5.86        | 5.86         | ∞  |
| Axial Isotropy  | 0.16      | R           | $\sqrt{3}$ | $\sqrt{0.5}$ | $\sqrt{0.5}$ | 0.07        | 0.07         | ∞  |
| Hemispherical Isotropy  | 1.06      | R           | $\sqrt{3}$ | $\sqrt{0.5}$ | $\sqrt{0.5}$ | 0.43        | 0.43         | ∞  |
| Boundary effect   | 1         | R           | $\sqrt{3}$ | 1            | 1            | 0.58        | 0.58         | ∞  |
| Linearity   | 1.27      | R           | $\sqrt{3}$ | 1            | 1            | 0.73        | 0.73         | ∞  |
| System detection limits   | 1.23      | R           | $\sqrt{3}$ | 1            | 1            | 0.71        | 0.71         | ∞  |
| Modulation response   | 3.6       | R           | $\sqrt{3}$ | 1            | 1            | 3.60        | 3.60         | ∞  |
| Readout Electronics   | 0.28      | N           | 1          | 1            | 1            | 0.28        | 0.28         | ∞  |
| Response Time   | 0.19      | R           | $\sqrt{3}$ | 1            | 1            | 0.11        | 0.11         | ∞  |
| Integration Time  | 1.47      | R           | $\sqrt{3}$ | 1            | 1            | 0.85        | 0.85         | ∞  |
| RF ambient conditions-Noise   | 3.5       | R           | $\sqrt{3}$ | 1            | 1            | 2.02        | 2.02         | ∞  |
| RF ambient conditions-reflections   | 3.2       | R           | $\sqrt{3}$ | 1            | 1            | 1.85        | 1.85         | ∞  |
| Probe positioner mechanical tolerance   | 1.4       | R           | $\sqrt{3}$ | 1            | 1            | 0.81        | 0.81         | ∞  |
| Probe positioning with respect to phantom shell                               | 1.4       | R           | $\sqrt{3}$ | 1            | 1            | 0.81        | 0.81         | ∞  |
| Post-processing   | 2.3       | R           | $\sqrt{3}$ | 1            | 1            | 1.33        | 1.33         | ∞  |
| <b>Test sample Related</b>  |           |             |            |              |              |             |              |    |
| Test sample positioning   | 3.1       | N           | 1          | 1            | 1            | 3.10        | 3.10         | ∞  |
| Device holder uncertainty   | 3.8       | N           | 1          | 1            | 1            | 3.80        | 3.80         | ∞  |
| SAR drift measurement   | 4.8       | R           | $\sqrt{3}$ | 1            | 1            | 2.77        | 2.77         | ∞  |
| SAR scaling   | 2         | R           | $\sqrt{3}$ | 1            | 1            | 1.15        | 1.15         | ∞  |
| <b>Phantom and tissue parameters</b>  |           |             |            |              |              |             |              |    |
| Phantom uncertainty (shape and thickness uncertainty)                         | 4         | R           | $\sqrt{3}$ | 1            | 1            | 2.31        | 2.31         | ∞  |
| Uncertainty in SAR correction for deviations in permittivity and conductivity | 2         | N           | 1          | 1            | 0.84         | 2.00        | 1.68         | ∞  |
| Liquid conductivity (temperature uncertainty)                                 | 2.5       | R           | $\sqrt{3}$ | 0.78         | 0.71         | 1.95        | 1.78         | ∞  |
| Liquid conductivity (measured)  | 4         | N           | 1          | 0.78         | 0.71         | 0.92        | 1.04         | M  |
| Liquid permittivity (temperature uncertainty)                                 | 2.5       | R           | $\sqrt{3}$ | 0.23         | 0.26         | 1.95        | 1.78         | ∞  |
| Liquid permittivity (measured)  | 5         | N           | 1          | 0.23         | 0.26         | 1.15        | 1.30         | M  |
| Combined Standard Uncertainty   |           | RSS         |            |              |              | 10.60       | 10.51        |    |
| Expanded Uncertainty (95% Confidence interval)                                |           | K=2         |            |              |              | 21.21       | 21.03        |    |



## 10. Conducted Power Measurement

### 10.1 Test Result

| Burst Average Power (dBm) |         |       |       |          |        |        |
|---------------------------|---------|-------|-------|----------|--------|--------|
| Band                      | GSM 850 |       |       | PCS 1900 |        |        |
| Channel                   | 128     | 190   | 251   | 512      | 661    | 810    |
| Frequency (MHz)           | 824.2   | 836.6 | 848.8 | 1850.2   | 1880.0 | 1909.8 |
| GSM(GMSK, 1-Slot)         | 33.05   | 33.11 | 33.09 | 32.86    | 32.75  | 32.69  |
| GPRS (GMSK, 1-Slot)       | 32.83   | 32.99 | 32.92 | 32.70    | 32.63  | 32.58  |
| GPRS (GMSK, 2-Slot)       | 32.37   | 32.58 | 32.48 | 32.27    | 32.19  | 32.14  |
| GPRS (GMSK, 3-Slot)       | 31.94   | 32.10 | 32.05 | 31.81    | 31.72  | 31.66  |
| GPRS (GMSK, 4-Slot)       | 31.48   | 31.64 | 31.57 | 31.37    | 31.29  | 31.24  |
| EGPRS(8PSK, 1-Slot)       | 32.70   | 32.85 | 32.77 | 32.62    | 32.55  | 32.50  |
| EGPRS(8PSK, 2-Slot)       | 31.99   | 32.09 | 32.02 | 31.85    | 31.83  | 31.77  |
| EGPRS(8PSK, 3-Slot)       | 31.27   | 31.36 | 31.27 | 31.13    | 31.04  | 31.03  |
| EGPRS(8PSK, 4-Slot)       | 30.50   | 30.58 | 30.54 | 30.35    | 30.30  | 30.31  |

Remark: GPRS, CS4 coding scheme. EGPRS, MCS5 coding scheme.  
 Multi-Slot Class 8, Support Max 4 downlink, 1 uplink, 5 working link  
 Multi-Slot Class 10, Support Max 4 downlink, 2 uplink, 5 working link  
 Multi-Slot Class 12, Support Max 4 downlink, 4 uplink, 5 working link

| Frame- Average Power(dBm) |         |       |       |          |        |        |
|---------------------------|---------|-------|-------|----------|--------|--------|
| Band                      | GSM 850 |       |       | PCS 1900 |        |        |
| Channel                   | 128     | 190   | 251   | 512      | 661    | 810    |
| Frequency (MHz)           | 824.2   | 836.6 | 848.8 | 1850.2   | 1880.0 | 1909.8 |
| GSM(GMSK, 1-Slot)         | 24.02   | 24.08 | 24.06 | 23.83    | 23.72  | 23.66  |
| GPRS (GMSK, 1-Slot)       | 23.80   | 23.96 | 23.89 | 23.67    | 23.60  | 23.55  |
| GPRS (GMSK, 2-Slot)       | 26.35   | 26.56 | 26.46 | 26.25    | 26.17  | 26.12  |
| GPRS (GMSK, 3-Slot)       | 27.68   | 27.84 | 27.79 | 27.55    | 27.46  | 27.40  |
| GPRS (GMSK, 4-Slot)       | 28.47   | 28.63 | 28.56 | 28.36    | 28.28  | 28.23  |
| EGPRS(8PSK, 1-Slot)       | 23.67   | 23.82 | 23.74 | 23.59    | 23.52  | 23.47  |
| EGPRS(8PSK, 2-Slot)       | 25.97   | 26.07 | 26.00 | 25.83    | 25.81  | 25.75  |
| EGPRS(8PSK, 3-Slot)       | 27.01   | 27.10 | 27.01 | 26.87    | 26.78  | 26.77  |
| EGPRS(8PSK, 4-Slot)       | 27.49   | 27.57 | 27.53 | 27.34    | 27.29  | 27.30  |

Remark :

- SAR testing was performed on the maximum frame-averaged power mode.
- The frame-averaged power is linearly proportion to the slot number configured and it is linearly scaled the maximum

Burst - averaged power based on time slots. The calculated method is shown as below:  
 Frame-averaged power = Burst averaged power (1 TX Slot) – 9.03 dB  
 Frame-averaged power = Burst averaged power (2 TX Slots) – 6.02 dB  
 Frame-averaged power = Burst averaged power (3 TX Slots) - 4.26 dB  
 Frame-averaged power = Burst averaged power (4 TX Slots) – 3.01 dB



**WCDMA**

| Band            | WCDMA Band 2 |       |        | WCDMA Band 5 |       |       |
|-----------------|--------------|-------|--------|--------------|-------|-------|
| Channel         | 9262         | 9400  | 9538   | 4132         | 4183  | 4233  |
| Frequency (MHz) | 1852.4       | 1880  | 1907.6 | 826.4        | 836.6 | 846.6 |
| AMR 12.2Kbps    | 22.21        | 22.33 | 22.34  | 22.72        | 22.65 | 22.62 |
| RMC 12.2Kbps    | 22.28        | 22.35 | 22.41  | 22.79        | 22.71 | 22.68 |
| HSDPA Subtest-1 | 22.23        | 22.28 | 22.30  | 22.60        | 22.53 | 22.51 |
| HSDPA Subtest-2 | 21.78        | 21.80 | 21.86  | 22.15        | 22.06 | 22.05 |
| HSDPA Subtest-3 | 21.38        | 21.32 | 21.47  | 21.82        | 21.59 | 21.60 |
| HSDPA Subtest-4 | 20.93        | 20.90 | 21.06  | 21.46        | 21.12 | 21.21 |
| HSUPA Subtest-1 | 22.23        | 22.25 | 22.29  | 22.46        | 22.41 | 22.37 |
| HSUPA Subtest-2 | 21.35        | 21.32 | 21.34  | 21.64        | 21.45 | 21.46 |
| HSUPA Subtest-3 | 21.29        | 20.87 | 21.00  | 21.63        | 20.97 | 21.12 |
| HSUPA Subtest-4 | 20.84        | 20.56 | 20.58  | 21.21        | 20.56 | 20.65 |
| HSUPA Subtest-5 | 19.34        | 19.08 | 19.16  | 19.80        | 19.16 | 19.17 |

According to 3GPP 25.101 sub-clause 6.2.2, the maximum output power is allowed to be reduced by following the table.

Table 6.1A: UE maximum output power with HS-DPCCH and E-DCH

| UE Transmit Channel Configuration  | CM(db)               | MPR(db)     |
|--|----------------------|-------------|
| For all combinations of ,DPDCH,DPCCH HS-DPDCH,E-DPDCH and E-DPCCH  | $0 \leq CM \leq 3.5$ | MAX(CM-1,0) |
| Note: CM=1 for $\beta_c/\beta_d=12/15$ , $\beta_{hs}/\beta_c=24/15$ .For all other combinations of DPDCH, DPCCH, HS-DPCCH, E-DPDCH and E-DPCCH the MPR is based on the relative CM difference. |                      |             |

The device supports MPR to solve linearity issues (ACLR or SEM) due to the higher peak-to average ratios (PAR) of the HSUPA signal. This prevents saturating the full range of the TX DAC inside of device and provides a reduced power output to the RF transceiver chip according to the Cubic Metric (a function of the combinations of DPDCH, DPCCH, HS-DPCCH, E-DPDCH and E-DPCCH).

When E-DPDCH channels are present the beta gains on those channels are reduced firsts to try to get the power under the allowed limit. If the beta gains are lowered as far as possible, then a hard limiting is applied at the maximum allowed level.

The SW currently recalculates the cubic metric every time the beta gains on the E-DPDCH are reduced. The cubic metric will likely get lower each time this is done .However, there is no reported reduction of maximum output power in the HSUPA mode since the device also provides a compensation for the power back-off by increasing the gain of TX\_AGC in the transceiver (PA) device.

The end effect is that the DUT output power is identical to the case where there is no MPR in the device.

**2.4G WLAN**

| 2.4GWIFI      |                |                 |                     |                   |
|---------------|----------------|-----------------|---------------------|-------------------|
| Mode          | Channel Number | Frequency (MHz) | Average Power (dBm) | Output Power (mW) |
| 802.11b       | 1              | 2412            | 9.82                | 9.59              |
|               | 7              | 2437            | 10.17               | 10.40             |
|               | 11             | 2462            | 10.15               | 10.35             |
| 802.11g       | 1              | 2412            | 9.77                | 9.48              |
|               | 7              | 2437            | 9.71                | 9.35              |
|               | 11             | 2462            | 9.62                | 9.16              |
| 802.11 n-HT20 | 1              | 2412            | 9.31                | 8.53              |
|               | 7              | 2437            | 9.6                 | 9.12              |
|               | 11             | 2462            | 9.58                | 9.08              |
| 802.11 n-HT40 | 3              | 2422            | 9.75                | 9.44              |
|               | 6              | 2437            | 9.81                | 9.57              |
|               | 9              | 2452            | 10.2                | 10.47             |

**Bluetooth**

| BT                   |                |                 |                     |                   |
|----------------------|----------------|-----------------|---------------------|-------------------|
| Mode                 | Channel Number | Frequency (MHz) | Average Power (dBm) | Output Power (mW) |
| GFSK(1Mbps)          | 0              | 2402            | 7.18                | 5.22              |
|                      | 39             | 2441            | 6.19                | 4.16              |
|                      | 78             | 2480            | 7.64                | 5.81              |
| $\pi/4$ -QPSK(2Mbps) | 0              | 2402            | 3.99                | 2.51              |
|                      | 39             | 2441            | 3.25                | 2.11              |
|                      | 78             | 2480            | 4.59                | 2.88              |
| 8DPSK(3Mbps)         | 0              | 2402            | 3.94                | 2.48              |
|                      | 39             | 2441            | 3.28                | 2.13              |
|                      | 78             | 2480            | 4.66                | 2.92              |

**BLE**

| BLE         |                |                 |                     |                   |
|-------------|----------------|-----------------|---------------------|-------------------|
| Mode        | Channel Number | Frequency (MHz) | Average Power (dBm) | Output Power (mW) |
| GFSK(1Mbps) | 0              | 2402            | -3.81               | 0.42              |
|             | 19             | 2440            | -4.46               | 0.36              |
|             | 39             | 2480            | -3.85               | 0.41              |
| GFSK(2Mbps) | 0              | 2402            | -5.26               | 0.30              |
|             | 19             | 2440            | -4.84               | 0.33              |
|             | 39             | 2480            | -4.59               | 0.35              |

**WLAN (5.2Gband)**

| 5.2G WLAN      |                |                 |                    |                   |
|----------------|----------------|-----------------|--------------------|-------------------|
| Mode           | Channel Number | Frequency (MHz) | Output Power (dBm) | Output Power (mW) |
| 802.11a20      | 36             | 5180            | 10.53              | 11.30             |
|                | 40             | 5200            | 10.26              | 10.62             |
|                | 48             | 5240            | 9.26               | 8.43              |
| 802.11 n-HT20  | 36             | 5180            | 10.37              | 10.89             |
|                | 40             | 5200            | 10.05              | 10.12             |
|                | 48             | 5240            | 9.36               | 8.63              |
| 802.11 n-HT40  | 38             | 5190            | 10.38              | 10.91             |
|                | 46             | 5230            | 9.4                | 8.71              |
| 802.11ac-VHT20 | 36             | 5180            | 10.63              | 11.56             |
|                | 40             | 5200            | 10.1               | 10.23             |
|                | 48             | 5240            | 9.4                | 8.71              |
| 802.11ac-VHT40 | 38             | 5190            | 10.42              | 11.02             |
|                | 46             | 5230            | 9.37               | 8.65              |
| 802.11ac-VHT80 | 42             | 5210            | 9.72               | 9.38              |

**WLAN (5.3Gband)**

| 5.3G WLAN      |                |                 |                    |                   |
|----------------|----------------|-----------------|--------------------|-------------------|
| Mode           | Channel Number | Frequency (MHz) | Output Power (dBm) | Output Power (mW) |
| 802.11a20      | 52             | 5260            | 8.76               | 7.52              |
|                | 60             | 5300            | 8.63               | 7.29              |
|                | 64             | 5320            | 8.52               | 7.11              |
| 802.11 n-HT20  | 52             | 5260            | 8.8                | 7.59              |
|                | 60             | 5300            | 8.43               | 6.97              |
|                | 64             | 5320            | 8.53               | 7.13              |
| 802.11 n-HT40  | 54             | 5270            | 8.3                | 6.76              |
|                | 62             | 5310            | 8.22               | 6.64              |
| 802.11ac-VHT20 | 52             | 5260            | 8.73               | 7.46              |
|                | 60             | 5300            | 8.4                | 6.92              |
|                | 64             | 5320            | 8.57               | 7.19              |
| 802.11ac-VHT40 | 54             | 5270            | 8.31               | 6.78              |
|                | 62             | 5310            | 8.24               | 6.67              |
| 802.11ac-VHT80 | 58             | 5290            | 8                  | 6.31              |



**WLAN (5.6Gband)**

| 5.6G WLAN      |                |                 |                    |                   |
|----------------|----------------|-----------------|--------------------|-------------------|
| Mode           | Channel Number | Frequency (MHz) | Output Power (dBm) | Output Power (mW) |
| 802.11a20      | 100            | 5500            | 10.45              | 11.09             |
|                | 116            | 5580            | 11.21              | 13.21             |
|                | 140            | 5700            | 13.77              | 23.82             |
| 802.11 n-HT20  | 100            | 5500            | 9.71               | 9.35              |
|                | 116            | 5580            | 10.52              | 11.27             |
|                | 140            | 5700            | 13.14              | 20.61             |
| 802.11 n-HT40  | 102            | 5510            | 9.65               | 9.23              |
|                | 110            | 5550            | 10.08              | 10.19             |
|                | 134            | 5670            | 12.72              | 18.71             |
| 802.11ac-VHT20 | 100            | 5500            | 9.88               | 9.73              |
|                | 116            | 5580            | 10.57              | 11.40             |
|                | 140            | 5700            | 13.18              | 20.80             |
| 802.11ac-VHT40 | 102            | 5510            | 9.77               | 9.48              |
|                | 110            | 5550            | 10.09              | 10.21             |
|                | 134            | 5670            | 12.77              | 18.92             |
| 802.11ac-VHT80 | 106            | 5530            | 10                 | 10.00             |
|                | 122            | 5610            | 11.41              | 13.84             |

**WLAN (5.8Gband)**

| 5.8G WLAN      |                |                 |                    |                   |
|----------------|----------------|-----------------|--------------------|-------------------|
| Mode           | Channel Number | Frequency (MHz) | Output Power (dBm) | Output Power (mW) |
| 802.11a20      | 149            | 5745            | 14.12              | 25.82             |
|                | 157            | 5785            | 13.57              | 22.75             |
|                | 165            | 5825            | 12.85              | 19.28             |
| 802.11 n-HT20  | 149            | 5745            | 13.89              | 24.49             |
|                | 157            | 5785            | 13.32              | 21.48             |
|                | 165            | 5825            | 12.65              | 18.41             |
| 802.11 n-HT40  | 151            | 5755            | 13.63              | 23.07             |
|                | 159            | 5795            | 13.16              | 20.70             |
| 802.11ac-VHT20 | 149            | 5745            | 13.85              | 24.27             |
|                | 157            | 5785            | 13.35              | 21.63             |
|                | 165            | 5825            | 12.69              | 18.58             |
| 802.11ac-VHT40 | 151            | 5755            | 13.73              | 23.60             |
|                | 159            | 5795            | 13.04              | 20.14             |
| 802.11ac-VHT80 | 155            | 5775            | 13.06              | 20.23             |



## LTE Conducted Power

### General Note:

1. Anritsu CMW500 base station simulator was used to setup the connection with EUT; the frequency band, channel bandwidth, RB allocation configuration, modulation type are set in the base station simulator to configure EUT transmitting at maximum power and at different configurations which are requested to be reported to FCC, for conducted power measurement and SAR testing.
2. Per KDB 941225 D05, when a properly configured base station simulator is used for the SAR and power measurements, spectrum plots for each RB allocation and offset configuration is not required.
3. Per KDB 941225 D05, start with the largest channel bandwidth and measure SAR for QPSK with 1 RB allocation, using the RB offset and required test channel combination with the highest maximum output power for RB offsets at the upper edge, middle and lower edge of each required test channel.
4. Per KDB 941225 D05, 50% RB allocation for QPSK SAR testing follows 1RB QPSK allocation procedure.
5. Per KDB 941225 D05, For QPSK with 100% RB allocation, SAR is not required when the highest maximum output power for 100 % RB allocation is less than the highest maximum output power in 50% and 1 RB allocations and the highest reported SAR for 1 RB and 50% RB allocation are  $\leq 0.8$  W/kg. Otherwise, SAR is measured for the highest output power channel; and if the reported SAR is  $> 1.45$  W/kg, the remaining required test channels must also be tested.
6. Per KDB 941225 D05, 16QAM output power for each RB allocation configuration is  $>$  not  $\frac{1}{2}$  dB higher than the same configuration in QPSK and the reported SAR for the QPSK configuration is  $\leq 1.45$  W/kg; Per KDB 941225 D05, 16QAM SAR testing is not required.
7. Per KDB 941225 D05, Smaller bandwidth output power for each RB allocation configuration is  $>$  not  $\frac{1}{2}$  dB higher than the same configuration in the largest supported bandwidth, and the reported SAR for the largest supported bandwidth is  $\leq 1.45$  W/kg; Per KDB 941225 D05, smaller bandwidth SAR testing is not required.



LTE Band 2

| LTE Band 2 Maximum Average Power [dBm] |         |           |        |        |        |         |
|--|---------|-----------|--------|--------|--------|---------|
| BW [MHz]                               | RB Size | RB Offset | Mod    | Lowest | Middle | Highest |
| 1.4                                    | 1       | 0         | QPSK   | 22.23  | 22.07  | 22.14   |
| 1.4                                    | 1       | 2         |        | 22.05  | 22.03  | 21.98   |
| 1.4                                    | 1       | 5         |        | 22.04  | 21.95  | 21.91   |
| 1.4                                    | 3       | 0         |        | 21.87  | 21.94  | 21.76   |
| 1.4                                    | 3       | 1         |        | 21.75  | 21.89  | 21.73   |
| 1.4                                    | 3       | 2         |        | 21.58  | 21.87  | 21.56   |
| 1.4                                    | 6       | 0         |        | 21.51  | 21.72  | 21.49   |
| 1.4                                    | 1       | 0         | 16-QAM | 22.07  | 22.06  | 22.13   |
| 1.4                                    | 1       | 2         |        | 22.00  | 21.94  | 21.94   |
| 1.4                                    | 1       | 5         |        | 22.04  | 21.92  | 21.85   |
| 1.4                                    | 3       | 0         |        | 21.87  | 21.82  | 21.71   |
| 1.4                                    | 3       | 1         |        | 21.68  | 21.86  | 21.67   |
| 1.4                                    | 3       | 2         |        | 21.49  | 21.80  | 21.48   |
| 1.4                                    | 6       | 0         |        | 21.32  | 21.54  | 21.29   |
| 3                                      | 1       | 0         | QPSK   | 22.27  | 22.09  | 22.25   |
| 3                                      | 1       | 7         |        | 22.10  | 21.98  | 22.14   |
| 3                                      | 1       | 14        |        | 21.90  | 21.98  | 22.10   |
| 3                                      | 8       | 0         |        | 21.78  | 21.84  | 21.90   |
| 3                                      | 8       | 4         |        | 21.69  | 21.66  | 21.85   |
| 3                                      | 8       | 7         |        | 21.58  | 21.61  | 21.67   |
| 3                                      | 15      | 0         |        | 21.43  | 21.43  | 21.58   |
| 3                                      | 1       | 0         | 16-QAM | 22.09  | 22.09  | 22.11   |
| 3                                      | 1       | 7         |        | 22.05  | 21.83  | 21.98   |
| 3                                      | 1       | 14        |        | 21.82  | 21.90  | 21.95   |
| 3                                      | 8       | 0         |        | 21.63  | 21.74  | 21.87   |
| 3                                      | 8       | 4         |        | 21.64  | 21.62  | 21.68   |
| 3                                      | 8       | 7         |        | 21.42  | 21.58  | 21.66   |
| 3                                      | 15      | 0         |        | 21.29  | 21.24  | 21.52   |



LTE BAND 2

| LTE Band 2 Maximum Average Power [dBm] |         |           |        |        |        |         |
|--|---------|-----------|--------|--------|--------|---------|
| BW [MHz]                               | RB Size | RB Offset | Mod    | Lowest | Middle | Highest |
| 5                                      | 1       | 0         | QPSK   | 22.34  | 22.11  | 22.30   |
| 5                                      | 1       | 12        |        | 22.20  | 22.03  | 22.26   |
| 5                                      | 1       | 24        |        | 22.13  | 21.94  | 22.17   |
| 5                                      | 12      | 0         |        | 22.02  | 21.77  | 22.02   |
| 5                                      | 12      | 6         |        | 21.94  | 21.66  | 21.87   |
| 5                                      | 12      | 11        |        | 21.76  | 21.54  | 21.74   |
| 5                                      | 25      | 0         |        | 21.68  | 21.54  | 21.56   |
| 5                                      | 1       | 0         | 16-QAM | 22.32  | 22.10  | 22.18   |
| 5                                      | 1       | 12        |        | 22.18  | 21.98  | 22.19   |
| 5                                      | 1       | 24        |        | 22.12  | 21.93  | 22.16   |
| 5                                      | 12      | 0         |        | 21.88  | 21.65  | 21.88   |
| 5                                      | 12      | 6         |        | 21.89  | 21.48  | 21.67   |
| 5                                      | 12      | 11        |        | 21.66  | 21.35  | 21.64   |
| 5                                      | 25      | 0         |        | 21.54  | 21.38  | 21.47   |
| 10                                     | 1       | 0         | QPSK   | 22.45  | 22.28  | 22.39   |
| 10                                     | 1       | 24        |        | 22.29  | 22.23  | 22.32   |
| 10                                     | 1       | 49        |        | 22.10  | 22.12  | 22.23   |
| 10                                     | 25      | 0         |        | 21.97  | 21.98  | 22.21   |
| 10                                     | 25      | 12        |        | 21.92  | 21.83  | 22.17   |
| 10                                     | 25      | 24        |        | 21.90  | 21.68  | 22.03   |
| 10                                     | 50      | 0         |        | 21.81  | 21.49  | 21.91   |
| 10                                     | 1       | 0         | 16-QAM | 22.32  | 22.13  | 22.34   |
| 10                                     | 1       | 24        |        | 22.23  | 22.03  | 22.32   |
| 10                                     | 1       | 49        |        | 21.91  | 21.92  | 22.20   |
| 10                                     | 25      | 0         |        | 21.84  | 21.89  | 22.19   |
| 10                                     | 25      | 12        |        | 21.76  | 21.73  | 21.98   |
| 10                                     | 25      | 24        |        | 21.89  | 21.64  | 21.86   |
| 10                                     | 50      | 0         |        | 21.79  | 21.40  | 21.80   |





LTE BAND 2

| LTE Band 2 Maximum Average Power [dBm] |         |           |        |        |        |         |
|--|---------|-----------|--------|--------|--------|---------|
| BW [MHz]                               | RB Size | RB Offset | Mod    | Lowest | Middle | Highest |
| 15                                     | 1       | 0         | QPSK   | 22.50  | 22.33  | 22.46   |
| 15                                     | 1       | 37        |        | 22.46  | 22.30  | 22.30   |
| 15                                     | 1       | 74        |        | 22.37  | 22.21  | 22.12   |
| 15                                     | 36      | 0         |        | 22.17  | 22.15  | 22.03   |
| 15                                     | 36      | 18        |        | 22.13  | 22.09  | 21.97   |
| 15                                     | 36      | 39        |        | 22.03  | 22.03  | 21.97   |
| 15                                     | 75      | 0         |        | 21.88  | 22.01  | 21.87   |
| 15                                     | 1       | 0         | 16-QAM | 22.48  | 22.18  | 22.39   |
| 15                                     | 1       | 38        |        | 22.35  | 22.26  | 22.25   |
| 15                                     | 1       | 75        |        | 22.32  | 22.06  | 21.94   |
| 15                                     | 36      | 0         |        | 22.04  | 22.11  | 22.01   |
| 15                                     | 36      | 18        |        | 22.13  | 22.07  | 21.83   |
| 15                                     | 36      | 39        |        | 22.01  | 21.95  | 21.93   |
| 15                                     | 75      | 0         |        | 21.71  | 21.91  | 21.75   |
| 20                                     | 1       | 0         | QPSK   | 22.57  | 22.36  | 22.48   |
| 20                                     | 1       | 49        |        | 22.47  | 22.19  | 22.41   |
| 20                                     | 1       | 99        |        | 22.47  | 22.08  | 22.40   |
| 20                                     | 50      | 0         |        | 22.44  | 21.97  | 22.31   |
| 20                                     | 50      | 24        |        | 22.25  | 21.96  | 22.20   |
| 20                                     | 50      | 49        |        | 22.20  | 21.88  | 22.12   |
| 20                                     | 100     | 0         |        | 22.11  | 21.85  | 22.01   |
| 20                                     | 1       | 0         | 16-QAM | 22.40  | 22.33  | 22.30   |
| 20                                     | 1       | 49        |        | 22.44  | 22.14  | 22.37   |
| 20                                     | 1       | 99        |        | 22.29  | 21.92  | 22.24   |
| 20                                     | 50      | 0         |        | 22.28  | 21.84  | 22.21   |
| 20                                     | 50      | 24        |        | 22.14  | 21.83  | 22.08   |
| 20                                     | 50      | 49        |        | 22.05  | 21.84  | 22.05   |
| 20                                     | 100     | 0         |        | 21.92  | 21.76  | 21.90   |



LTE BAND 4

| LTE Band 4 Maximum Average Power [dBm] |         |           |        |        |        |         |
|--|---------|-----------|--------|--------|--------|---------|
| BW [MHz]                               | RB Size | RB Offset | Mod    | Lowest | Middle | Highest |
| 1.4                                    | 1       | 0         | QPSK   | 22.31  | 22.38  | 22.43   |
| 1.4                                    | 1       | 2         |        | 22.31  | 22.20  | 22.38   |
| 1.4                                    | 1       | 5         |        | 22.17  | 22.09  | 22.21   |
| 1.4                                    | 3       | 0         |        | 22.11  | 21.93  | 22.07   |
| 1.4                                    | 3       | 1         |        | 21.95  | 21.83  | 21.92   |
| 1.4                                    | 3       | 2         |        | 21.93  | 21.68  | 21.80   |
| 1.4                                    | 6       | 0         |        | 21.88  | 21.54  | 21.73   |
| 1.4                                    | 1       | 0         | 16-QAM | 22.21  | 22.18  | 22.30   |
| 1.4                                    | 1       | 2         |        | 22.30  | 22.16  | 22.35   |
| 1.4                                    | 1       | 5         |        | 21.98  | 22.06  | 22.19   |
| 1.4                                    | 3       | 0         |        | 22.09  | 21.78  | 21.89   |
| 1.4                                    | 3       | 1         |        | 21.75  | 21.77  | 21.91   |
| 1.4                                    | 3       | 2         |        | 21.92  | 21.66  | 21.77   |
| 1.4                                    | 6       | 0         |        | 21.88  | 21.48  | 21.71   |
| 3                                      | 1       | 0         | QPSK   | 22.41  | 22.47  | 22.53   |
| 3                                      | 1       | 7         |        | 22.22  | 22.45  | 22.48   |
| 3                                      | 1       | 14        |        | 22.06  | 22.29  | 22.35   |
| 3                                      | 8       | 0         |        | 21.97  | 22.15  | 22.21   |
| 3                                      | 8       | 4         |        | 21.80  | 22.03  | 22.01   |
| 3                                      | 8       | 7         |        | 21.62  | 21.89  | 21.96   |
| 3                                      | 15      | 0         |        | 21.43  | 21.73  | 21.79   |
| 3                                      | 1       | 0         | 16-QAM | 22.30  | 22.47  | 22.50   |
| 3                                      | 1       | 7         |        | 22.04  | 22.25  | 22.47   |
| 3                                      | 1       | 14        |        | 22.02  | 22.16  | 22.16   |
| 3                                      | 8       | 0         |        | 21.93  | 22.14  | 22.15   |
| 3                                      | 8       | 4         |        | 21.61  | 21.92  | 21.96   |
| 3                                      | 8       | 7         |        | 21.45  | 21.77  | 21.93   |
| 3                                      | 15      | 0         |        | 21.25  | 21.57  | 21.65   |



LTE BAND 4

| LTE Band 4 Maximum Average Power [dBm] |         |           |        |        |        |         |
|--|---------|-----------|--------|--------|--------|---------|
| BW [MHz]                               | RB Size | RB Offset | Mod    | Lowest | Middle | Highest |
| 5                                      | 1       | 0         | QPSK   | 22.46  | 22.50  | 22.58   |
| 5                                      | 1       | 12        |        | 22.29  | 22.47  | 22.56   |
| 5                                      | 1       | 24        |        | 22.24  | 22.32  | 22.52   |
| 5                                      | 12      | 0         |        | 22.16  | 22.23  | 22.32   |
| 5                                      | 12      | 6         |        | 22.04  | 22.10  | 22.15   |
| 5                                      | 12      | 11        |        | 22.01  | 22.03  | 22.13   |
| 5                                      | 25      | 0         |        | 21.84  | 21.99  | 21.97   |
| 5                                      | 1       | 0         | 16-QAM | 22.35  | 22.35  | 22.46   |
| 5                                      | 1       | 12        |        | 22.11  | 22.46  | 22.41   |
| 5                                      | 1       | 24        |        | 22.16  | 22.32  | 22.41   |
| 5                                      | 12      | 0         |        | 21.97  | 22.06  | 22.17   |
| 5                                      | 12      | 6         |        | 21.85  | 21.92  | 22.08   |
| 5                                      | 12      | 11        |        | 21.94  | 21.86  | 22.04   |
| 5                                      | 25      | 0         |        | 21.72  | 21.98  | 21.81   |
| 10                                     | 1       | 0         | QPSK   | 22.52  | 22.59  | 22.65   |
| 10                                     | 1       | 24        |        | 22.42  | 22.58  | 22.62   |
| 10                                     | 1       | 49        |        | 22.32  | 22.55  | 22.59   |
| 10                                     | 25      | 0         |        | 22.24  | 22.45  | 22.55   |
| 10                                     | 25      | 12        |        | 22.04  | 22.33  | 22.42   |
| 10                                     | 25      | 24        |        | 21.88  | 22.15  | 22.25   |
| 10                                     | 50      | 0         |        | 21.76  | 22.08  | 22.23   |
| 10                                     | 1       | 0         | 16-QAM | 22.40  | 22.49  | 22.59   |
| 10                                     | 1       | 24        |        | 22.40  | 22.56  | 22.53   |
| 10                                     | 1       | 49        |        | 22.22  | 22.51  | 22.52   |
| 10                                     | 25      | 0         |        | 22.13  | 22.38  | 22.49   |
| 10                                     | 25      | 12        |        | 21.97  | 22.28  | 22.39   |
| 10                                     | 25      | 24        |        | 21.81  | 21.97  | 22.06   |
| 10                                     | 50      | 0         |        | 21.71  | 22.04  | 22.14   |



LTE BAND 4

| LTE Band 4 Maximum Average Power [dBm] |         |           |       |        |        |         |
|--|---------|-----------|-------|--------|--------|---------|
| BW [MHz]                               | RB Size | RB Offset | Mod   | Lowest | Middle | Highest |
| 15                                     | 1       | 0         | QPSK  | 22.57  | 22.66  | 22.73   |
| 15                                     | 1       | 37        |       | 22.53  | 22.58  | 22.59   |
| 15                                     | 1       | 74        |       | 22.37  | 22.46  | 22.45   |
| 15                                     | 36      | 0         |       | 22.24  | 22.27  | 22.27   |
| 15                                     | 36      | 18        |       | 22.16  | 22.22  | 22.21   |
| 15                                     | 36      | 39        |       | 22.01  | 22.17  | 22.13   |
| 15                                     | 75      | 0         |       | 21.87  | 22.09  | 21.94   |
| 15                                     | 1       | 0         |       | 16-QAM | 22.52  | 22.60   |
| 15                                     | 1       | 38        | 22.37 |        | 22.52  | 22.41   |
| 15                                     | 1       | 75        | 22.30 |        | 22.30  | 22.45   |
| 15                                     | 36      | 0         | 22.18 |        | 22.16  | 22.17   |
| 15                                     | 36      | 18        | 22.11 |        | 22.02  | 22.19   |
| 15                                     | 36      | 39        | 21.89 |        | 22.10  | 21.97   |
| 15                                     | 75      | 0         | 21.72 |        | 22.07  | 21.90   |
| 20                                     | 1       | 0         | QPSK  |        | 22.64  | 22.70   |
| 20                                     | 1       | 49        |       | 22.55  | 22.66  | 22.66   |
| 20                                     | 1       | 99        |       | 22.54  | 22.65  | 22.58   |
| 20                                     | 50      | 0         |       | 22.53  | 22.62  | 22.48   |
| 20                                     | 50      | 24        |       | 22.45  | 22.46  | 22.39   |
| 20                                     | 50      | 49        |       | 22.34  | 22.45  | 22.35   |
| 20                                     | 100     | 0         |       | 22.28  | 22.44  | 22.23   |
| 20                                     | 1       | 0         |       | 16-QAM | 22.51  | 22.66   |
| 20                                     | 1       | 49        | 22.39 |        | 22.56  | 22.59   |
| 20                                     | 1       | 99        | 22.52 |        | 22.51  | 22.55   |
| 20                                     | 50      | 0         | 22.52 |        | 22.57  | 22.28   |
| 20                                     | 50      | 24        | 22.35 |        | 22.29  | 22.30   |
| 20                                     | 50      | 49        | 22.30 |        | 22.32  | 22.32   |
| 20                                     | 100     | 0         | 22.16 |        | 22.43  | 22.04   |



LTE BAND 5

| LTE Band 5 Maximum Average Power [dBm] |         |           |        |        |        |         |
|--|---------|-----------|--------|--------|--------|---------|
| BW [MHz]                               | RB Size | RB Offset | Mod    | Lowest | Middle | Highest |
| 1.4                                    | 1       | 0         | QPSK   | 24.38  | 24.32  | 24.34   |
| 1.4                                    | 1       | 2         |        | 24.34  | 24.17  | 24.15   |
| 1.4                                    | 1       | 5         |        | 24.19  | 24.03  | 23.96   |
| 1.4                                    | 3       | 0         |        | 24.15  | 23.97  | 23.79   |
| 1.4                                    | 3       | 1         |        | 23.98  | 23.84  | 23.62   |
| 1.4                                    | 3       | 2         |        | 23.85  | 23.83  | 23.45   |
| 1.4                                    | 6       | 0         |        | 23.83  | 23.81  | 23.36   |
| 1.4                                    | 1       | 0         | 16-QAM | 24.35  | 24.16  | 24.20   |
| 1.4                                    | 1       | 2         |        | 24.24  | 23.99  | 24.01   |
| 1.4                                    | 1       | 5         |        | 24.09  | 23.98  | 23.94   |
| 1.4                                    | 3       | 0         |        | 23.99  | 23.88  | 23.59   |
| 1.4                                    | 3       | 1         |        | 23.94  | 23.81  | 23.59   |
| 1.4                                    | 3       | 2         |        | 23.73  | 23.71  | 23.34   |
| 1.4                                    | 6       | 0         |        | 23.80  | 23.69  | 23.35   |
| 3                                      | 1       | 0         | QPSK   | 24.21  | 24.41  | 24.27   |
| 3                                      | 1       | 7         |        | 24.12  | 24.26  | 24.27   |
| 3                                      | 1       | 14        |        | 24.06  | 24.24  | 24.20   |
| 3                                      | 8       | 0         |        | 23.91  | 24.10  | 24.11   |
| 3                                      | 8       | 4         |        | 23.73  | 23.90  | 24.07   |
| 3                                      | 8       | 7         |        | 23.70  | 23.86  | 23.92   |
| 3                                      | 15      | 0         |        | 23.58  | 23.83  | 23.82   |
| 3                                      | 1       | 0         | 16-QAM | 24.10  | 24.41  | 24.09   |
| 3                                      | 1       | 7         |        | 24.12  | 24.11  | 24.08   |
| 3                                      | 1       | 14        |        | 24.04  | 24.10  | 24.13   |
| 3                                      | 8       | 0         |        | 23.79  | 23.97  | 23.94   |
| 3                                      | 8       | 4         |        | 23.64  | 23.89  | 23.95   |
| 3                                      | 8       | 7         |        | 23.54  | 23.69  | 23.78   |
| 3                                      | 15      | 0         |        | 23.56  | 23.77  | 23.67   |





LTE BAND 5

| LTE Band 5 Maximum Average Power [dBm] |         |           |        |        |        |         |
|--|---------|-----------|--------|--------|--------|---------|
| BW [MHz]                               | RB Size | RB Offset | Mod    | Lowest | Middle | Highest |
| 5                                      | 1       | 0         | QPSK   | 24.30  | 24.19  | 24.53   |
| 5                                      | 1       | 12        |        | 24.28  | 24.09  | 24.51   |
| 5                                      | 1       | 24        |        | 24.20  | 24.08  | 24.50   |
| 5                                      | 12      | 0         |        | 24.05  | 24.01  | 24.45   |
| 5                                      | 12      | 6         |        | 23.95  | 23.97  | 24.36   |
| 5                                      | 12      | 11        |        | 23.76  | 23.79  | 24.20   |
| 5                                      | 25      | 0         |        | 23.65  | 23.72  | 24.18   |
| 5                                      | 1       | 0         | 16-QAM | 24.21  | 24.08  | 24.51   |
| 5                                      | 1       | 12        |        | 24.11  | 24.04  | 24.37   |
| 5                                      | 1       | 24        |        | 24.06  | 23.92  | 24.31   |
| 5                                      | 12      | 0         |        | 23.90  | 23.99  | 24.44   |
| 5                                      | 12      | 6         |        | 23.84  | 23.78  | 24.32   |
| 5                                      | 12      | 11        |        | 23.67  | 23.71  | 24.11   |
| 5                                      | 25      | 0         |        | 23.56  | 23.71  | 24.09   |
| 10                                     | 1       | 0         | QPSK   | 24.23  | 24.32  | 24.41   |
| 10                                     | 1       | 24        |        | 24.20  | 24.21  | 24.33   |
| 10                                     | 1       | 49        |        | 24.19  | 24.08  | 24.19   |
| 10                                     | 25      | 0         |        | 24.07  | 24.06  | 24.12   |
| 10                                     | 25      | 12        |        | 23.93  | 24.02  | 24.03   |
| 10                                     | 25      | 24        |        | 23.84  | 23.93  | 23.97   |
| 10                                     | 50      | 0         |        | 23.71  | 23.77  | 23.92   |
| 10                                     | 1       | 0         | 16-QAM | 24.23  | 24.15  | 24.35   |
| 10                                     | 1       | 24        |        | 24.14  | 24.05  | 24.31   |
| 10                                     | 1       | 49        |        | 24.06  | 24.04  | 24.08   |
| 10                                     | 25      | 0         |        | 23.89  | 23.90  | 23.95   |
| 10                                     | 25      | 12        |        | 23.88  | 23.95  | 23.90   |
| 10                                     | 25      | 24        |        | 23.81  | 23.83  | 23.80   |
| 10                                     | 50      | 0         |        | 23.52  | 23.65  | 23.84   |



LTE BAND 7

| LTE Band 7 Maximum Average Power [dBm] |         |           |        |        |        |         |
|--|---------|-----------|--------|--------|--------|---------|
| BW [MHz]                               | RB Size | RB Offset | Mod    | Lowest | Middle | Highest |
| 5                                      | 1       | 0         | QPSK   | 23.74  | 23.69  | 23.66   |
| 5                                      | 1       | 12        |        | 23.68  | 23.57  | 23.48   |
| 5                                      | 1       | 24        |        | 23.62  | 23.44  | 23.44   |
| 5                                      | 12      | 0         |        | 23.44  | 23.40  | 23.33   |
| 5                                      | 12      | 6         |        | 23.37  | 23.34  | 23.30   |
| 5                                      | 12      | 11        |        | 23.21  | 23.23  | 23.27   |
| 5                                      | 25      | 0         |        | 23.11  | 23.05  | 23.17   |
| 5                                      | 1       | 0         | 16-QAM | 23.66  | 23.69  | 23.63   |
| 5                                      | 1       | 12        |        | 23.55  | 23.46  | 23.40   |
| 5                                      | 1       | 24        |        | 23.44  | 23.37  | 23.31   |
| 5                                      | 12      | 0         |        | 23.35  | 23.34  | 23.20   |
| 5                                      | 12      | 6         |        | 23.19  | 23.16  | 23.19   |
| 5                                      | 12      | 11        |        | 23.11  | 23.09  | 23.12   |
| 5                                      | 25      | 0         |        | 22.98  | 23.04  | 23.01   |
| 10                                     | 1       | 0         | QPSK   | 23.66  | 23.70  | 23.66   |
| 10                                     | 1       | 24        |        | 23.48  | 23.64  | 23.51   |
| 10                                     | 1       | 49        |        | 23.46  | 23.52  | 23.48   |
| 10                                     | 25      | 0         |        | 23.35  | 23.41  | 23.44   |
| 10                                     | 25      | 12        |        | 23.35  | 23.23  | 23.41   |
| 10                                     | 25      | 24        |        | 23.29  | 23.09  | 23.34   |
| 10                                     | 50      | 0         |        | 23.18  | 22.89  | 23.29   |
| 10                                     | 1       | 0         | 16-QAM | 23.63  | 23.66  | 23.49   |
| 10                                     | 1       | 24        |        | 23.35  | 23.49  | 23.36   |
| 10                                     | 1       | 49        |        | 23.29  | 23.39  | 23.42   |
| 10                                     | 25      | 0         |        | 23.15  | 23.28  | 23.42   |
| 10                                     | 25      | 12        |        | 23.17  | 23.16  | 23.27   |
| 10                                     | 25      | 24        |        | 23.22  | 22.95  | 23.25   |
| 10                                     | 50      | 0         |        | 23.04  | 22.78  | 23.26   |



LTE BAND 7

| LTE Band 7 Maximum Average Power [dBm] |         |           |        |        |        |         |
|--|---------|-----------|--------|--------|--------|---------|
| BW [MHz]                               | RB Size | RB Offset | Mod    | Lowest | Middle | Highest |
| 15                                     | 1       | 0         | QPSK   | 23.72  | 23.72  | 23.69   |
| 15                                     | 1       | 37        |        | 23.57  | 23.62  | 23.52   |
| 15                                     | 1       | 74        |        | 23.52  | 23.53  | 23.40   |
| 15                                     | 36      | 0         |        | 23.37  | 23.45  | 23.20   |
| 15                                     | 36      | 18        |        | 23.37  | 23.31  | 23.20   |
| 15                                     | 36      | 39        |        | 23.33  | 23.30  | 23.03   |
| 15                                     | 75      | 0         |        | 23.14  | 23.15  | 22.90   |
| 15                                     | 1       | 0         | 16-QAM | 23.56  | 23.70  | 23.61   |
| 15                                     | 1       | 38        |        | 23.40  | 23.55  | 23.50   |
| 15                                     | 1       | 75        |        | 23.38  | 23.39  | 23.38   |
| 15                                     | 36      | 0         |        | 23.32  | 23.34  | 23.18   |
| 15                                     | 36      | 18        |        | 23.34  | 23.26  | 23.18   |
| 15                                     | 36      | 39        |        | 23.29  | 23.26  | 22.92   |
| 15                                     | 75      | 0         |        | 23.11  | 23.01  | 22.86   |
| 20                                     | 1       | 0         | QPSK   | 23.73  | 23.70  | 23.70   |
| 20                                     | 1       | 49        |        | 23.62  | 23.62  | 23.64   |
| 20                                     | 1       | 99        |        | 23.43  | 23.58  | 23.49   |
| 20                                     | 50      | 0         |        | 23.25  | 23.43  | 23.41   |
| 20                                     | 50      | 24        |        | 23.08  | 23.25  | 23.39   |
| 20                                     | 50      | 49        |        | 22.89  | 23.17  | 23.37   |
| 20                                     | 100     | 0         |        | 22.84  | 23.08  | 23.23   |
| 20                                     | 1       | 0         | 16-QAM | 23.64  | 23.60  | 23.66   |
| 20                                     | 1       | 49        |        | 23.49  | 23.45  | 23.51   |
| 20                                     | 1       | 99        |        | 23.30  | 23.55  | 23.44   |
| 20                                     | 50      | 0         |        | 23.19  | 23.28  | 23.38   |
| 20                                     | 50      | 24        |        | 23.07  | 23.24  | 23.38   |
| 20                                     | 50      | 49        |        | 22.80  | 23.00  | 23.26   |
| 20                                     | 100     | 0         |        | 22.69  | 22.88  | 23.22   |



LTE BAND 12

| LTE Band 12 Maximum Average Power [dBm] |         |           |        |        |        |         |
|---|---------|-----------|--------|--------|--------|---------|
| BW [MHz]                                | RB Size | RB Offset | Mod    | Lowest | Middle | Highest |
| 1.4                                     | 1       | 0         | QPSK   | 24.27  | 24.26  | 24.19   |
| 1.4                                     | 1       | 2         |        | 24.10  | 24.10  | 24.06   |
| 1.4                                     | 1       | 5         |        | 24.00  | 23.94  | 23.91   |
| 1.4                                     | 3       | 0         |        | 23.86  | 23.92  | 23.83   |
| 1.4                                     | 3       | 1         |        | 23.67  | 23.89  | 23.66   |
| 1.4                                     | 3       | 2         |        | 23.66  | 23.71  | 23.47   |
| 1.4                                     | 6       | 0         |        | 23.51  | 23.54  | 23.40   |
| 1.4                                     | 1       | 0         | 16-QAM | 24.24  | 24.22  | 24.18   |
| 1.4                                     | 1       | 2         |        | 24.02  | 23.96  | 24.00   |
| 1.4                                     | 1       | 5         |        | 23.88  | 23.79  | 23.83   |
| 1.4                                     | 3       | 0         |        | 23.73  | 23.76  | 23.69   |
| 1.4                                     | 3       | 1         |        | 23.50  | 23.81  | 23.49   |
| 1.4                                     | 3       | 2         |        | 23.53  | 23.61  | 23.40   |
| 1.4                                     | 6       | 0         |        | 23.44  | 23.47  | 23.23   |
| 3                                       | 1       | 0         | QPSK   | 24.19  | 24.20  | 24.26   |
| 3                                       | 1       | 7         |        | 24.06  | 24.04  | 24.09   |
| 3                                       | 1       | 14        |        | 23.89  | 23.86  | 24.08   |
| 3                                       | 8       | 0         |        | 23.85  | 23.75  | 23.92   |
| 3                                       | 8       | 4         |        | 23.75  | 23.62  | 23.90   |
| 3                                       | 8       | 7         |        | 23.57  | 23.56  | 23.83   |
| 3                                       | 15      | 0         |        | 23.50  | 23.44  | 23.73   |
| 3                                       | 1       | 0         | 16-QAM | 24.06  | 24.18  | 24.21   |
| 3                                       | 1       | 7         |        | 23.87  | 23.90  | 24.07   |
| 3                                       | 1       | 14        |        | 23.76  | 23.66  | 23.95   |
| 3                                       | 8       | 0         |        | 23.82  | 23.69  | 23.86   |
| 3                                       | 8       | 4         |        | 23.67  | 23.46  | 23.71   |
| 3                                       | 8       | 7         |        | 23.54  | 23.51  | 23.82   |
| 3                                       | 15      | 0         |        | 23.31  | 23.41  | 23.56   |



LTE BAND 12

| LTE Band 12 Maximum Average Power [dBm] |         |           |        |        |        |         |
|---|---------|-----------|--------|--------|--------|---------|
| BW [MHz]                                | RB Size | RB Offset | Mod    | Lowest | Middle | Highest |
| 5                                       | 1       | 0         | QPSK   | 24.32  | 24.18  | 24.24   |
| 5                                       | 1       | 12        |        | 24.16  | 24.07  | 24.18   |
| 5                                       | 1       | 24        |        | 24.01  | 23.97  | 24.07   |
| 5                                       | 12      | 0         |        | 23.89  | 23.94  | 24.01   |
| 5                                       | 12      | 6         |        | 23.77  | 23.85  | 23.94   |
| 5                                       | 12      | 11        |        | 23.76  | 23.76  | 23.88   |
| 5                                       | 25      | 0         |        | 23.68  | 23.59  | 23.73   |
| 5                                       | 1       | 0         | 16-QAM | 23.98  | 24.12  | 24.12   |
| 5                                       | 1       | 12        |        | 23.98  | 24.04  | 24.02   |
| 5                                       | 1       | 24        |        | 23.87  | 23.84  | 23.94   |
| 5                                       | 12      | 0         |        | 23.85  | 23.89  | 23.85   |
| 5                                       | 12      | 6         |        | 23.60  | 23.73  | 23.80   |
| 5                                       | 12      | 11        |        | 23.72  | 23.60  | 23.73   |
| 5                                       | 25      | 0         |        | 23.49  | 23.40  | 23.60   |
| 10                                      | 1       | 0         | QPSK   | 24.18  | 24.17  | 24.25   |
| 10                                      | 1       | 24        |        | 24.11  | 23.98  | 24.09   |
| 10                                      | 1       | 49        |        | 24.00  | 23.81  | 24.02   |
| 10                                      | 25      | 0         |        | 23.86  | 23.66  | 23.96   |
| 10                                      | 25      | 12        |        | 23.80  | 23.62  | 23.76   |
| 10                                      | 25      | 24        |        | 23.68  | 23.50  | 23.57   |
| 10                                      | 50      | 0         |        | 23.61  | 23.45  | 23.43   |
| 10                                      | 1       | 0         | 16-QAM | 24.14  | 24.13  | 24.05   |
| 10                                      | 1       | 24        |        | 23.98  | 23.86  | 24.03   |
| 10                                      | 1       | 49        |        | 23.86  | 23.67  | 23.83   |
| 10                                      | 25      | 0         |        | 23.73  | 23.50  | 23.91   |
| 10                                      | 25      | 12        |        | 23.76  | 23.49  | 23.64   |
| 10                                      | 25      | 24        |        | 23.54  | 23.41  | 23.42   |
| 10                                      | 50      | 0         |        | 23.60  | 23.43  | 23.35   |





LTE BAND 17

| LTE Band 17 Maximum Average Power [dBm] |         |           |        |        |        |         |
|---|---------|-----------|--------|--------|--------|---------|
| BW [MHz]                                | RB Size | RB Offset | Mod    | Lowest | Middle | Highest |
| 5                                       | 1       | 0         | QPSK   | 24.31  | 24.32  | 24.27   |
| 5                                       | 1       | 12        |        | 24.29  | 24.18  | 24.26   |
| 5                                       | 1       | 24        |        | 24.19  | 24.03  | 24.10   |
| 5                                       | 12      | 0         |        | 24.07  | 23.92  | 23.93   |
| 5                                       | 12      | 6         |        | 23.99  | 23.75  | 23.78   |
| 5                                       | 12      | 11        |        | 23.96  | 23.65  | 23.71   |
| 5                                       | 25      | 0         |        | 23.84  | 23.54  | 23.56   |
| 5                                       | 1       | 0         | 16-QAM | 24.24  | 24.13  | 24.21   |
| 5                                       | 1       | 12        |        | 24.18  | 24.06  | 24.12   |
| 5                                       | 1       | 24        |        | 24.04  | 23.87  | 23.95   |
| 5                                       | 12      | 0         |        | 23.94  | 23.89  | 23.81   |
| 5                                       | 12      | 6         |        | 23.90  | 23.68  | 23.60   |
| 5                                       | 12      | 11        |        | 23.94  | 23.61  | 23.54   |
| 5                                       | 25      | 0         |        | 23.82  | 23.41  | 23.46   |
| 10                                      | 1       | 0         | QPSK   | 24.26  | 24.31  | 24.31   |
| 10                                      | 1       | 24        |        | 24.23  | 24.25  | 24.13   |
| 10                                      | 1       | 49        |        | 24.06  | 24.05  | 24.05   |
| 10                                      | 25      | 0         |        | 23.98  | 23.88  | 23.87   |
| 10                                      | 25      | 12        |        | 23.88  | 23.80  | 23.86   |
| 10                                      | 25      | 24        |        | 23.81  | 23.74  | 23.72   |
| 10                                      | 50      | 0         |        | 23.63  | 23.72  | 23.59   |
| 10                                      | 1       | 0         | 16-QAM | 24.21  | 24.12  | 24.19   |
| 10                                      | 1       | 24        |        | 24.03  | 24.11  | 23.94   |
| 10                                      | 1       | 49        |        | 24.03  | 23.85  | 24.01   |
| 10                                      | 25      | 0         |        | 23.81  | 23.71  | 23.67   |
| 10                                      | 25      | 12        |        | 23.74  | 23.78  | 23.72   |
| 10                                      | 25      | 24        |        | 23.64  | 23.74  | 23.63   |
| 10                                      | 50      | 0         |        | 23.54  | 23.70  | 23.39   |



LTE BAND 26

| LTE Band 26 Part22 Maximum Average Power [dBm] |         |           |        |        |        |         |
|--|---------|-----------|--------|--------|--------|---------|
| BW [MHz]                                       | RB Size | RB Offset | Mod    | Lowest | Middle | Highest |
| 1.4  | 1       | 0         | QPSK   | 24.44  | 24.45  | 24.27   |
| 1.4  | 1       | 2         |        | 24.33  | 24.35  | 24.16   |
| 1.4  | 1       | 5         |        | 24.20  | 24.21  | 24.03   |
| 1.4  | 3       | 0         |        | 24.20  | 24.12  | 23.92   |
| 1.4  | 3       | 1         |        | 24.17  | 24.09  | 23.88   |
| 1.4  | 3       | 2         |        | 24.11  | 24.02  | 23.85   |
| 1.4  | 6       | 0         |        | 24.02  | 23.84  | 23.79   |
| 1.4  | 1       | 0         | 16-QAM | 24.41  | 24.44  | 24.11   |
| 1.4  | 1       | 2         |        | 24.18  | 24.25  | 23.97   |
| 1.4  | 1       | 5         |        | 24.17  | 24.05  | 23.99   |
| 1.4  | 3       | 0         |        | 24.08  | 24.02  | 23.90   |
| 1.4  | 3       | 1         |        | 24.07  | 24.02  | 23.74   |
| 1.4  | 3       | 2         |        | 24.07  | 23.83  | 23.74   |
| 1.4  | 6       | 0         |        | 23.88  | 23.76  | 23.75   |
| 3  | 1       | 0         | QPSK   | 24.11  | 24.33  | 24.39   |
| 3  | 1       | 7         |        | 23.98  | 24.15  | 24.36   |
| 3  | 1       | 14        |        | 23.87  | 24.01  | 24.25   |
| 3  | 8       | 0         |        | 23.72  | 23.88  | 24.21   |
| 3  | 8       | 4         |        | 23.52  | 23.81  | 24.18   |
| 3  | 8       | 7         |        | 23.35  | 23.69  | 24.16   |
| 3  | 15      | 0         |        | 23.27  | 23.65  | 24.14   |
| 3  | 1       | 0         | 16-QAM | 24.02  | 24.18  | 24.28   |
| 3  | 1       | 7         |        | 23.85  | 24.01  | 24.34   |
| 3  | 1       | 14        |        | 23.74  | 23.97  | 24.13   |
| 3  | 8       | 0         |        | 23.53  | 23.87  | 24.15   |
| 3  | 8       | 4         |        | 23.42  | 23.68  | 24.11   |
| 3  | 8       | 7         |        | 23.18  | 23.59  | 24.15   |
| 3  | 15      | 0         |        | 23.13  | 23.48  | 24.12   |



| LTE Band 26 Part22 Maximum Average Power [dBm] |         |           |        |        |        |         |
|--|---------|-----------|--------|--------|--------|---------|
| BW [MHz]                                       | RB Size | RB Offset | Mod    | Lowest | Middle | Highest |
| 5  | 1       | 0         | QPSK   | 24.09  | 24.42  | 24.24   |
| 5  | 1       | 12        |        | 24.06  | 24.22  | 24.21   |
| 5  | 1       | 24        |        | 24.01  | 24.08  | 24.14   |
| 5  | 12      | 0         |        | 23.85  | 23.89  | 24.12   |
| 5  | 12      | 6         |        | 23.75  | 23.88  | 24.10   |
| 5  | 12      | 11        |        | 23.71  | 23.78  | 23.91   |
| 5  | 25      | 0         |        | 23.58  | 23.62  | 23.73   |
| 5  | 1       | 0         | 16-QAM | 23.96  | 24.35  | 24.15   |
| 5  | 1       | 12        |        | 24.02  | 24.13  | 24.07   |
| 5  | 1       | 24        |        | 24.00  | 23.91  | 24.02   |
| 5  | 12      | 0         |        | 23.67  | 23.78  | 23.93   |
| 5  | 12      | 6         |        | 23.67  | 23.85  | 24.01   |
| 5  | 12      | 11        |        | 23.67  | 23.60  | 23.75   |
| 5  | 25      | 0         |        | 23.57  | 23.43  | 23.69   |
| 10   | 1       | 0         | QPSK   | 24.38  | 24.37  | 24.33   |
| 10   | 1       | 24        |        | 24.24  | 24.22  | 24.14   |
| 10   | 1       | 49        |        | 24.14  | 24.19  | 24.11   |
| 10   | 25      | 0         |        | 24.09  | 24.03  | 24.05   |
| 10   | 25      | 12        |        | 24.08  | 23.83  | 23.93   |
| 10   | 25      | 24        |        | 23.92  | 23.82  | 23.73   |
| 10   | 50      | 0         |        | 23.80  | 23.70  | 23.73   |
| 10   | 1       | 0         | 16-QAM | 24.30  | 24.24  | 24.17   |
| 10   | 1       | 24        |        | 24.12  | 24.15  | 24.01   |
| 10   | 1       | 49        |        | 24.04  | 24.14  | 24.00   |
| 10   | 25      | 0         |        | 24.06  | 23.84  | 24.01   |
| 10   | 25      | 12        |        | 24.01  | 23.66  | 23.83   |
| 10   | 25      | 24        |        | 23.85  | 23.64  | 23.65   |
| 10   | 50      | 0         |        | 23.68  | 23.67  | 23.56   |



| LTE Band 26 Part22 Maximum Average Power [dBm] |         |           |        |        |        |         |
|--|---------|-----------|--------|--------|--------|---------|
| BW [MHz]                                       | RB Size | RB Offset | Mod    | Lowest | Middle | Highest |
| 15   | 1       | 0         | QPSK   | 24.34  | 24.40  | 24.37   |
| 15   | 1       | 37        |        | 24.20  | 24.23  | 24.36   |
| 15   | 1       | 74        |        | 24.10  | 24.05  | 24.29   |
| 15   | 36      | 0         |        | 24.05  | 24.04  | 24.13   |
| 15   | 36      | 18        |        | 23.88  | 24.02  | 23.97   |
| 15   | 36      | 39        |        | 23.85  | 24.00  | 23.93   |
| 15   | 75      | 0         |        | 23.73  | 23.96  | 23.84   |
| 15   | 1       | 0         | 16-QAM | 24.31  | 24.37  | 24.28   |
| 15   | 1       | 38        |        | 24.07  | 24.18  | 24.32   |
| 15   | 1       | 75        |        | 23.99  | 23.94  | 24.24   |
| 15   | 36      | 0         |        | 23.93  | 23.99  | 23.96   |
| 15   | 36      | 18        |        | 23.84  | 23.84  | 23.88   |
| 15   | 36      | 39        |        | 23.76  | 23.83  | 23.89   |
| 15   | 75      | 0         |        | 23.61  | 23.91  | 23.75   |





LTE BAND 26

| LTE Band 26 Part90 Maximum Average Power [dBm] |         |           |       |        |        |         |
|--|---------|-----------|-------|--------|--------|---------|
| BW [MHz]                                       | RB Size | RB Offset | Mod   | Lowest | Middle | Highest |
| 1.4  | 1       | 0         | QPSK  | 24.41  | 24.43  | 24.23   |
| 1.4  | 1       | 2         |       | 24.30  | 24.26  | 24.06   |
| 1.4  | 1       | 5         |       | 24.20  | 24.14  | 23.92   |
| 1.4  | 3       | 0         |       | 24.03  | 24.05  | 23.87   |
| 1.4  | 3       | 1         |       | 24.02  | 23.90  | 23.76   |
| 1.4  | 3       | 2         |       | 23.91  | 23.82  | 23.67   |
| 1.4  | 6       | 0         |       | 23.86  | 23.63  | 23.48   |
| 1.4  | 1       | 0         |       | 16-QAM | 24.29  | 24.25   |
| 1.4  | 1       | 2         | 24.16 |        | 24.23  | 24.03   |
| 1.4  | 1       | 5         | 24.05 |        | 24.01  | 23.83   |
| 1.4  | 3       | 0         | 24.02 |        | 24.03  | 23.87   |
| 1.4  | 3       | 1         | 23.85 |        | 23.90  | 23.70   |
| 1.4  | 3       | 2         | 23.90 |        | 23.72  | 23.58   |
| 1.4  | 6       | 0         | 23.86 |        | 23.50  | 23.42   |
| 3  | 1       | 0         | QPSK  |        | 24.22  | 24.31   |
| 3  | 1       | 7         |       | 24.05  | 24.24  | 24.19   |
| 3  | 1       | 14        |       | 24.05  | 24.04  | 24.14   |
| 3  | 8       | 0         |       | 23.89  | 23.96  | 24.01   |
| 3  | 8       | 4         |       | 23.71  | 23.82  | 23.96   |
| 3  | 8       | 7         |       | 23.57  | 23.70  | 23.82   |
| 3  | 15      | 0         |       | 23.39  | 23.59  | 23.78   |
| 3  | 1       | 0         |       | 16-QAM | 24.10  | 24.22   |
| 3  | 1       | 7         | 24.03 |        | 24.19  | 24.16   |
| 3  | 1       | 14        | 23.99 |        | 23.99  | 23.98   |
| 3  | 8       | 0         | 23.69 |        | 23.93  | 23.84   |
| 3  | 8       | 4         | 23.69 |        | 23.64  | 23.78   |
| 3  | 8       | 7         | 23.57 |        | 23.69  | 23.77   |
| 3  | 15      | 0         | 23.30 |        | 23.43  | 23.59   |





LTE BAND 26

| LTE Band 26 Part90 Maximum Average Power [dBm] |         |           |        |        |        |         |
|--|---------|-----------|--------|--------|--------|---------|
| BW [MHz]                                       | RB Size | RB Offset | Mod    | Lowest | Middle | Highest |
| 5  | 1       | 0         | QPSK   | 24.22  | 24.48  | 24.36   |
| 5  | 1       | 12        |        | 24.07  | 24.33  | 24.33   |
| 5  | 1       | 24        |        | 23.99  | 24.31  | 24.19   |
| 5  | 12      | 0         |        | 23.80  | 24.28  | 24.08   |
| 5  | 12      | 6         |        | 23.69  | 24.09  | 24.03   |
| 5  | 12      | 11        |        | 23.59  | 24.03  | 23.88   |
| 5  | 25      | 0         |        | 23.51  | 24.00  | 23.78   |
| 5  | 1       | 0         | 16-QAM | 24.19  | 24.36  | 24.23   |
| 5  | 1       | 12        |        | 24.06  | 24.32  | 24.29   |
| 5  | 1       | 24        |        | 23.99  | 24.25  | 24.19   |
| 5  | 12      | 0         |        | 23.67  | 24.23  | 23.95   |
| 5  | 12      | 6         |        | 23.67  | 24.03  | 23.96   |
| 5  | 12      | 11        |        | 23.56  | 23.88  | 23.75   |
| 5  | 25      | 0         |        | 23.39  | 23.98  | 23.61   |
| 10   | 1       | 0         | QPSK   | N/A    | 24.09  | N/A     |
| 10   | 1       | 24        |        | N/A    | 24.06  | N/A     |
| 10   | 1       | 49        |        | N/A    | 23.94  | N/A     |
| 10   | 25      | 0         |        | N/A    | 23.88  | N/A     |
| 10   | 25      | 12        |        | N/A    | 23.77  | N/A     |
| 10   | 25      | 24        |        | N/A    | 23.66  | N/A     |
| 10   | 50      | 0         |        | N/A    | 23.61  | N/A     |
| 10   | 1       | 0         | 16-QAM | N/A    | 24.08  | N/A     |
| 10   | 1       | 24        |        | N/A    | 23.96  | N/A     |
| 10   | 1       | 49        |        | N/A    | 23.93  | N/A     |
| 10   | 25      | 0         |        | N/A    | 23.70  | N/A     |
| 10   | 25      | 12        |        | N/A    | 23.67  | N/A     |
| 10   | 25      | 24        |        | N/A    | 23.56  | N/A     |
| 10   | 50      | 0         |        | N/A    | 23.55  | N/A     |



LTE BAND 38

| LTE Band 38 Maximum Average Power [dBm] |         |           |        |        |        |         |
|---|---------|-----------|--------|--------|--------|---------|
| BW [MHz]                                | RB Size | RB Offset | Mod    | Lowest | Middle | Highest |
| 5                                       | 1       | 0         | QPSK   | 23.59  | 23.73  | 23.59   |
| 5                                       | 1       | 12        |        | 23.57  | 23.73  | 23.48   |
| 5                                       | 1       | 24        |        | 23.51  | 23.59  | 23.32   |
| 5                                       | 12      | 0         |        | 23.42  | 23.51  | 23.32   |
| 5                                       | 12      | 6         |        | 23.40  | 23.31  | 23.25   |
| 5                                       | 12      | 11        |        | 23.38  | 23.24  | 23.17   |
| 5                                       | 25      | 0         |        | 23.33  | 23.13  | 23.05   |
| 5                                       | 1       | 0         | 16-QAM | 23.54  | 23.58  | 23.56   |
| 5                                       | 1       | 12        |        | 23.57  | 23.65  | 23.47   |
| 5                                       | 1       | 24        |        | 23.39  | 23.53  | 23.28   |
| 5                                       | 12      | 0         |        | 23.34  | 23.42  | 23.23   |
| 5                                       | 12      | 6         |        | 23.25  | 23.17  | 23.18   |
| 5                                       | 12      | 11        |        | 23.24  | 23.24  | 22.99   |
| 5                                       | 25      | 0         |        | 23.15  | 23.00  | 22.86   |
| 10                                      | 1       | 0         | QPSK   | 23.40  | 23.63  | 23.60   |
| 10                                      | 1       | 24        |        | 23.21  | 23.46  | 23.50   |
| 10                                      | 1       | 49        |        | 23.07  | 23.44  | 23.43   |
| 10                                      | 25      | 0         |        | 23.05  | 23.28  | 23.33   |
| 10                                      | 25      | 12        |        | 22.88  | 23.11  | 23.18   |
| 10                                      | 25      | 24        |        | 22.73  | 23.10  | 23.14   |
| 10                                      | 50      | 0         |        | 22.57  | 22.93  | 23.10   |
| 10                                      | 1       | 0         | 16-QAM | 23.21  | 23.48  | 23.56   |
| 10                                      | 1       | 24        |        | 23.08  | 23.31  | 23.32   |
| 10                                      | 1       | 49        |        | 23.04  | 23.36  | 23.42   |
| 10                                      | 25      | 0         |        | 23.03  | 23.26  | 23.16   |
| 10                                      | 25      | 12        |        | 22.83  | 23.03  | 22.99   |
| 10                                      | 25      | 24        |        | 22.70  | 22.95  | 22.97   |
| 10                                      | 50      | 0         |        | 22.44  | 22.77  | 23.07   |



| LTE Band 38 Maximum Average Power [dBm] |         |           |        |        |        |         |
|---|---------|-----------|--------|--------|--------|---------|
| BW [MHz]                                | RB Size | RB Offset | Mod    | Lowest | Middle | Highest |
| 15                                      | 1       | 0         | QPSK   | 23.42  | 23.73  | 23.48   |
| 15                                      | 1       | 37        |        | 23.27  | 23.68  | 23.47   |
| 15                                      | 1       | 74        |        | 23.10  | 23.64  | 23.38   |
| 15                                      | 36      | 0         |        | 23.00  | 23.56  | 23.36   |
| 15                                      | 36      | 18        |        | 22.87  | 23.41  | 23.21   |
| 15                                      | 36      | 39        |        | 22.79  | 23.38  | 23.01   |
| 15                                      | 75      | 0         |        | 22.61  | 23.21  | 22.91   |
| 15                                      | 1       | 0         | 16-QAM | 23.38  | 23.69  | 23.45   |
| 15                                      | 1       | 38        |        | 23.27  | 23.66  | 23.34   |
| 15                                      | 1       | 75        |        | 23.04  | 23.48  | 23.23   |
| 15                                      | 36      | 0         |        | 23.00  | 23.48  | 23.31   |
| 15                                      | 36      | 18        |        | 22.80  | 23.31  | 23.14   |
| 15                                      | 36      | 39        |        | 22.62  | 23.30  | 22.98   |
| 15                                      | 75      | 0         |        | 22.50  | 23.12  | 22.89   |
| 20                                      | 1       | 0         | QPSK   | 23.49  | 23.64  | 23.48   |
| 20                                      | 1       | 49        |        | 23.32  | 23.47  | 23.29   |
| 20                                      | 1       | 99        |        | 23.19  | 23.41  | 23.21   |
| 20                                      | 50      | 0         |        | 23.06  | 23.41  | 23.01   |
| 20                                      | 50      | 24        |        | 22.95  | 23.34  | 23.01   |
| 20                                      | 50      | 49        |        | 22.85  | 23.15  | 22.85   |
| 20                                      | 100     | 0         |        | 22.81  | 23.07  | 22.77   |
| 20                                      | 1       | 0         | 16-QAM | 23.48  | 23.53  | 23.31   |
| 20                                      | 1       | 49        |        | 23.16  | 23.37  | 23.10   |
| 20                                      | 1       | 99        |        | 23.13  | 23.27  | 23.17   |
| 20                                      | 50      | 0         |        | 22.88  | 23.35  | 22.87   |
| 20                                      | 50      | 24        |        | 22.94  | 23.27  | 22.85   |
| 20                                      | 50      | 49        |        | 22.67  | 22.95  | 22.69   |
| 20                                      | 100     | 0         |        | 22.65  | 23.06  | 22.58   |



LTE BAND 40

| LTE Band 40 (2305-2315) Maximum Average Power [dBm] |         |           |        |        |        |         |
|---|---------|-----------|--------|--------|--------|---------|
| BW [MHz]  | RB Size | RB Offset | Mod    | Lowest | Middle | Highest |
| 5   | 1       | 0         | QPSK   | 11.57  | 11.67  | 11.64   |
| 5   | 1       | 12        |        | 11.53  | 11.57  | 11.47   |
| 5   | 1       | 24        |        | 11.51  | 11.53  | 11.28   |
| 5   | 12      | 0         |        | 11.39  | 11.51  | 11.26   |
| 5   | 12      | 6         |        | 11.19  | 11.38  | 11.17   |
| 5   | 12      | 11        |        | 11.19  | 11.34  | 10.98   |
| 5   | 25      | 0         |        | 11.14  | 11.32  | 10.97   |
| 5   | 1       | 0         | 16-QAM | 11.53  | 11.66  | 11.63   |
| 5   | 1       | 12        |        | 11.35  | 11.53  | 11.32   |
| 5   | 1       | 24        |        | 11.35  | 11.44  | 11.16   |
| 5   | 12      | 0         |        | 11.28  | 11.45  | 11.10   |
| 5   | 12      | 6         |        | 11.11  | 11.31  | 11.06   |
| 5   | 12      | 11        |        | 11.03  | 11.26  | 10.94   |
| 5   | 25      | 0         |        | 11.09  | 11.25  | 10.89   |
| 10  | 1       | 0         | QPSK   | /      | /      | 11.46   |
| 10  | 1       | 24        |        | /      | /      | 11.27   |
| 10  | 1       | 49        |        | /      | /      | 11.18   |
| 10  | 25      | 0         |        | /      | /      | 11.00   |
| 10  | 25      | 12        |        | /      | /      | 10.93   |
| 10  | 25      | 24        |        | /      | /      | 10.92   |
| 10  | 50      | 0         |        | /      | /      | 10.74   |
| 10  | 1       | 0         | 16-QAM | /      | /      | 11.39   |
| 10  | 1       | 24        |        | /      | /      | 11.24   |
| 10  | 1       | 49        |        | /      | /      | 11.09   |
| 10  | 25      | 0         |        | /      | /      | 10.94   |
| 10  | 25      | 12        |        | /      | /      | 10.88   |
| 10  | 25      | 24        |        | /      | /      | 10.81   |
| 10  | 50      | 0         |        | /      | /      | 10.69   |



LTE BAND 40

| LTE Band 40 (2350-2360) Maximum Average Power [dBm] |         |           |        |        |        |         |
|---|---------|-----------|--------|--------|--------|---------|
| BW [MHz]  | RB Size | RB Offset | Mod    | Lowest | Middle | Highest |
| 5   | 1       | 0         | QPSK   | 11.66  | 11.42  | 11.36   |
| 5   | 1       | 12        |        | 11.46  | 11.29  | 11.19   |
| 5   | 1       | 24        |        | 11.45  | 11.24  | 11.12   |
| 5   | 12      | 0         |        | 11.43  | 11.09  | 10.96   |
| 5   | 12      | 6         |        | 11.35  | 10.92  | 10.96   |
| 5   | 12      | 11        |        | 11.31  | 10.77  | 10.77   |
| 5   | 25      | 0         |        | 11.13  | 10.74  | 10.63   |
| 5   | 1       | 0         | 16-QAM | 11.56  | 11.33  | 11.26   |
| 5   | 1       | 12        |        | 11.40  | 11.28  | 11.15   |
| 5   | 1       | 24        |        | 11.33  | 11.22  | 10.93   |
| 5   | 12      | 0         |        | 11.42  | 11.05  | 10.80   |
| 5   | 12      | 6         |        | 11.30  | 10.87  | 10.82   |
| 5   | 12      | 11        |        | 11.20  | 10.61  | 10.76   |
| 5   | 25      | 0         |        | 10.98  | 10.57  | 10.59   |
| 10  | 1       | 0         | QPSK   | /      | /      | 11.55   |
| 10  | 1       | 24        |        | /      | /      | 11.38   |
| 10  | 1       | 49        |        | /      | /      | 11.25   |
| 10  | 25      | 0         |        | /      | /      | 11.24   |
| 10  | 25      | 12        |        | /      | /      | 11.22   |
| 10  | 25      | 24        |        | /      | /      | 11.10   |
| 10  | 50      | 0         |        | /      | /      | 11.04   |
| 10  | 1       | 0         | 16-QAM | /      | /      | 11.50   |
| 10  | 1       | 24        |        | /      | /      | 11.31   |
| 10  | 1       | 49        |        | /      | /      | 11.25   |
| 10  | 25      | 0         |        | /      | /      | 11.19   |
| 10  | 25      | 12        |        | /      | /      | 11.20   |
| 10  | 25      | 24        |        | /      | /      | 11.01   |
| 10  | 50      | 0         |        | /      | /      | 10.96   |



LTE BAND 41

| LTE Band 41 Maximum Average Power [dBm] |         |           |        |        |        |         |
|---|---------|-----------|--------|--------|--------|---------|
| BW [MHz]                                | RB Size | RB Offset | Mod    | Lowest | Middle | Highest |
| 5                                       | 1       | 0         | QPSK   | 19.81  | 19.78  | 19.74   |
| 5                                       | 1       | 12        |        | 19.78  | 19.64  | 19.60   |
| 5                                       | 1       | 24        |        | 19.66  | 19.56  | 19.54   |
| 5                                       | 12      | 0         |        | 19.51  | 19.42  | 19.42   |
| 5                                       | 12      | 6         |        | 19.48  | 19.27  | 19.26   |
| 5                                       | 12      | 11        |        | 19.37  | 19.11  | 19.23   |
| 5                                       | 25      | 0         |        | 19.33  | 19.11  | 19.06   |
| 5                                       | 1       | 0         | 16-QAM | 19.65  | 19.61  | 19.69   |
| 5                                       | 1       | 12        |        | 19.60  | 19.60  | 19.44   |
| 5                                       | 1       | 24        |        | 19.65  | 19.44  | 19.52   |
| 5                                       | 12      | 0         |        | 19.39  | 19.33  | 19.28   |
| 5                                       | 12      | 6         |        | 19.48  | 19.10  | 19.24   |
| 5                                       | 12      | 11        |        | 19.28  | 19.02  | 19.14   |
| 5                                       | 25      | 0         |        | 19.16  | 19.04  | 19.05   |
| 10                                      | 1       | 0         | QPSK   | 19.82  | 19.82  | 19.82   |
| 10                                      | 1       | 24        |        | 19.79  | 19.65  | 19.73   |
| 10                                      | 1       | 49        |        | 19.76  | 19.63  | 19.65   |
| 10                                      | 25      | 0         |        | 19.68  | 19.44  | 19.61   |
| 10                                      | 25      | 12        |        | 19.58  | 19.30  | 19.50   |
| 10                                      | 25      | 24        |        | 19.55  | 19.18  | 19.43   |
| 10                                      | 50      | 0         |        | 19.36  | 19.07  | 19.39   |
| 10                                      | 1       | 0         | 16-QAM | 19.75  | 19.75  | 19.68   |
| 10                                      | 1       | 24        |        | 19.74  | 19.55  | 19.54   |
| 10                                      | 1       | 49        |        | 19.66  | 19.54  | 19.49   |
| 10                                      | 25      | 0         |        | 19.60  | 19.27  | 19.59   |
| 10                                      | 25      | 12        |        | 19.54  | 19.24  | 19.35   |
| 10                                      | 25      | 24        |        | 19.37  | 19.05  | 19.38   |
| 10                                      | 50      | 0         |        | 19.22  | 18.99  | 19.35   |





| LTE Band 41 Maximum Average Power [dBm] |         |           |        |        |        |         |
|---|---------|-----------|--------|--------|--------|---------|
| BW [MHz]                                | RB Size | RB Offset | Mod    | Lowest | Middle | Highest |
| 15                                      | 1       | 0         | QPSK   | 19.80  | 19.81  | 19.78   |
| 15                                      | 1       | 37        |        | 19.64  | 19.79  | 19.69   |
| 15                                      | 1       | 74        |        | 19.45  | 19.66  | 19.57   |
| 15                                      | 36      | 0         |        | 19.35  | 19.62  | 19.47   |
| 15                                      | 36      | 18        |        | 19.17  | 19.53  | 19.31   |
| 15                                      | 36      | 39        |        | 19.09  | 19.34  | 19.18   |
| 15                                      | 75      | 0         |        | 18.91  | 19.14  | 19.13   |
| 15                                      | 1       | 0         | 16-QAM | 19.76  | 19.80  | 19.73   |
| 15                                      | 1       | 38        |        | 19.45  | 19.74  | 19.61   |
| 15                                      | 1       | 75        |        | 19.37  | 19.50  | 19.44   |
| 15                                      | 36      | 0         |        | 19.22  | 19.47  | 19.44   |
| 15                                      | 36      | 18        |        | 19.16  | 19.34  | 19.25   |
| 15                                      | 36      | 39        |        | 19.01  | 19.19  | 19.14   |
| 15                                      | 75      | 0         |        | 18.72  | 19.12  | 18.96   |
| 20                                      | 1       | 0         | QPSK   | 19.75  | 19.81  | 19.79   |
| 20                                      | 1       | 49        |        | 19.66  | 19.80  | 19.75   |
| 20                                      | 1       | 99        |        | 19.54  | 19.67  | 19.62   |
| 20                                      | 50      | 0         |        | 19.45  | 19.51  | 19.58   |
| 20                                      | 50      | 24        |        | 19.31  | 19.35  | 19.56   |
| 20                                      | 50      | 49        |        | 19.17  | 19.23  | 19.46   |
| 20                                      | 100     | 0         |        | 19.02  | 19.13  | 19.33   |
| 20                                      | 1       | 0         | 16-QAM | 19.73  | 19.72  | 19.78   |
| 20                                      | 1       | 49        |        | 19.64  | 19.73  | 19.57   |
| 20                                      | 1       | 99        |        | 19.49  | 19.58  | 19.56   |
| 20                                      | 50      | 0         |        | 19.34  | 19.34  | 19.39   |
| 20                                      | 50      | 24        |        | 19.14  | 19.19  | 19.46   |
| 20                                      | 50      | 49        |        | 19.09  | 19.20  | 19.38   |
| 20                                      | 100     | 0         |        | 18.93  | 19.00  | 19.33   |

## 11. EUT and Test Setup Photo

### 11.1 EUT Photo

Front side




Back side







Top side



Bottom side





Left side




Right side




## 11.2 Setup Photo

Right Touch



Right Tilt






Left Touch



Left Tilt







Body Front side(separation distance is 10mm)




Body Back side(separation distance is 10mm)



Body Left side(separation distance is 10mm)



Body Right side(separation distance is 10mm)





Body Bottom side(separation distance is 10mm)



Body Top side(separation distance is 10mm)





Liquid depth (15 cm)





## 12. SAR Result Summary

### 12.1 Head SAR

| Band             | Model                  | Test Position | Freq.  | SAR (1g)<br>(W/kg) | Power Drift(%) | Max.Turn-up<br>Power(dBm) | Meas.Output<br>Power(dBm) | Scaled SAR<br>(W/Kg) | Meas.No.  |
|------------------|------------------------|---------------|--------|--------------------|----------------|---------------------------|---------------------------|----------------------|-----------|
| GSM850           | GPRS<br>Data-4<br>Slot | Right Cheek   | 836.6  | 0.277              | -3.85          | 32.00                     | 31.64                     | 0.301                | /         |
|                  |                        | Right Tilt    | 836.6  | 0.125              | -2.51          | 32.00                     | 31.64                     | 0.136                | /         |
|                  |                        | Left Cheek    | 836.6  | 0.320              | 1.80           | 32.00                     | 31.64                     | <b>0.348</b>         | <b>1</b>  |
|                  |                        | Left Tilt     | 836.6  | 0.155              | 0.69           | 32.00                     | 31.64                     | 0.168                | /         |
| GSM1900          | GPRS<br>Data-4<br>Slot | Right Cheek   | 1850.2 | 0.241              | -3.50          | 31.50                     | 31.37                     | 0.248                | /         |
|                  |                        | Right Tilt    | 1850.2 | 0.136              | 3.32           | 31.50                     | 31.37                     | 0.140                | /         |
|                  |                        | Left Cheek    | 1850.2 | 0.272              | -3.02          | 31.50                     | 31.37                     | <b>0.280</b>         | <b>3</b>  |
|                  |                        | Left Tilt     | 1850.2 | 0.166              | -3.48          | 31.50                     | 31.37                     | 0.171                | /         |
| WCDMA<br>Band II | RMC                    | Right Cheek   | 1907.6 | 0.431              | -1.84          | 22.50                     | 22.41                     | 0.440                | /         |
|                  |                        | Right Tilt    | 1907.6 | 0.254              | 3.07           | 22.50                     | 22.41                     | 0.259                | /         |
|                  |                        | Left Cheek    | 1907.6 | 0.474              | -3.02          | 22.50                     | 22.41                     | <b>0.484</b>         | <b>5</b>  |
|                  |                        | Left Tilt     | 1907.6 | 0.231              | 0.19           | 22.50                     | 22.41                     | 0.236                | /         |
| WCDMA<br>Band V  | RMC                    | Right Cheek   | 826.4  | 0.021              | -0.62          | 23.00                     | 22.79                     | 0.022                | /         |
|                  |                        | Right Tilt    | 826.4  | 0.014              | -2.78          | 23.00                     | 22.79                     | 0.015                | /         |
|                  |                        | Left Cheek    | 826.4  | 0.029              | -0.97          | 23.00                     | 22.79                     | <b>0.030</b>         | <b>7</b>  |
|                  |                        | Left Tilt     | 826.4  | 0.013              | 0.72           | 23.00                     | 22.79                     | 0.014                | /         |
| 2.4G<br>WLAN     | 802.11b                | Right Cheek   | 2437   | 0.068              | -3.35          | 10.50                     | 10.17                     | 0.073                | /         |
|                  |                        | Right Tilt    | 2437   | 0.025              | 2.02           | 10.50                     | 10.17                     | 0.027                | /         |
|                  |                        | Left Cheek    | 2437   | 0.079              | 3.50           | 10.50                     | 10.17                     | <b>0.085</b>         | <b>9</b>  |
|                  |                        | Left Tilt     | 2437   | 0.019              | -1.41          | 10.50                     | 10.17                     | 0.020                | /         |
| BT               | GFSK                   | Right Cheek   | 2480   | 0.055              | -0.55          | 8.00                      | 7.64                      | 0.060                | /         |
|                  |                        | Right Tilt    | 2480   | 0.023              | 0.75           | 8.00                      | 7.64                      | 0.025                | /         |
|                  |                        | Left Cheek    | 2480   | 0.063              | 1.94           | 8.00                      | 7.64                      | <b>0.068</b>         | <b>11</b> |
|                  |                        | Left Tilt     | 2480   | 0.030              | 0.34           | 8.00                      | 7.64                      | 0.033                | /         |
| 5.2G<br>WLAN     | 802.11a                | Right Cheek   | 5180   | 0.365              | 1.03           | 11.00                     | 10.63                     | 0.397                | /         |
|                  |                        | Right Tilt    | 5180   | 0.402              | 3.55           | 11.00                     | 10.63                     | 0.438                | /         |
|                  |                        | Left Cheek    | 5180   | 0.401              | 3.23           | 11.00                     | 10.63                     | 0.437                | /         |
|                  |                        | Left Tilt     | 5180   | 0.425              | -3.41          | 11.00                     | 10.63                     | <b>0.463</b>         | <b>13</b> |
| 5.6G<br>WLAN     | 802.11a                | Right Cheek   | 5700   | 0.325              | -0.15          | 14.00                     | 13.77                     | 0.343                | /         |
|                  |                        | Right Tilt    | 5700   | 0.366              | -3.48          | 14.00                     | 13.77                     | 0.386                | /         |
|                  |                        | Left Cheek    | 5700   | 0.312              | -0.61          | 14.00                     | 13.77                     | 0.329                | /         |
|                  |                        | Left Tilt     | 5700   | 0.390              | 0.45           | 14.00                     | 13.77                     | <b>0.411</b>         | <b>15</b> |



|              |         |             |      |       |       |       |       |              |           |
|--------------|---------|-------------|------|-------|-------|-------|-------|--------------|-----------|
| 5.8G<br>WLAN | 802.11a | Right Cheek | 5745 | 0.285 | 2.65  | 14.50 | 14.12 | 0.311        | /         |
|              |         | Right Tilt  | 5745 | 0.312 | 3.80  | 14.50 | 14.12 | 0.341        | /         |
|              |         | Left Cheek  | 5745 | 0.274 | -1.11 | 14.50 | 14.12 | 0.299        | /         |
|              |         | Left Tilt   | 5745 | 0.335 | 0.33  | 14.50 | 14.12 | <b>0.366</b> | <b>17</b> |

| Band       | BW (MHz) | Mod. | RB Size | RB offset | Test Position | Freq.  | Result 1g (W/Kg) | Power Drift(%) | Max. Turn-up Power(dBm) | Meas. Output Power(dBm) | Scaled SAR (W/Kg) | Meas.No.  |
|------------|----------|------|---------|-----------|---------------|--------|------------------|----------------|-------------------------|-------------------------|-------------------|-----------|
| LTE Band 2 | 20M      | QPSK | 1       | 0         | Right Cheek   | 1860   | 0.333            | -2.35          | 23.00                   | 22.57                   | 0.368             | /         |
|            |          |      | 50      | 0         | Right Cheek   | 1860   | 0.312            | -2.07          | 23.00                   | 22.44                   | 0.355             | /         |
|            |          |      | 1       | 0         | Right Tilt    | 1860   | 0.213            | 0.64           | 23.00                   | 22.57                   | 0.235             | /         |
|            |          |      | 50      | 0         | Right Tilt    | 1860   | 0.210            | 0.54           | 23.00                   | 22.44                   | 0.239             | /         |
|            |          |      | 1       | 0         | Left Cheek    | 1860   | 0.471            | 1.57           | 23.00                   | 22.57                   | <b>0.520</b>      | <b>19</b> |
|            |          |      | 50      | 0         | Left Cheek    | 1860   | 0.455            | 1.62           | 23.00                   | 22.44                   | 0.518             | /         |
|            |          |      | 1       | 0         | Left Tilt     | 1860   | 0.214            | 3.52           | 23.00                   | 22.57                   | 0.236             | /         |
|            |          |      | 50      | 0         | Left Tilt     | 1860   | 0.136            | -2.20          | 23.00                   | 22.44                   | 0.155             | /         |
| LTE Band 4 | 20M      | QPSK | 1       | 0         | Right Cheek   | 1745   | 0.485            | 1.18           | 23.00                   | 22.80                   | 0.508             | /         |
|            |          |      | 50      | 0         | Right Cheek   | 1732.5 | 0.458            | 2.13           | 23.00                   | 22.62                   | 0.500             | /         |
|            |          |      | 1       | 0         | Right Tilt    | 1745   | 0.214            | -1.49          | 23.00                   | 22.80                   | 0.224             | /         |
|            |          |      | 50      | 0         | Right Tilt    | 1732.5 | 0.236            | -0.98          | 23.00                   | 22.62                   | 0.258             | /         |
|            |          |      | 1       | 0         | Left Cheek    | 1720   | 0.524            | -1.04          | 23.00                   | 22.64                   | 0.569             | /         |
|            |          |      | 1       | 0         | Left Cheek    | 1732.5 | 0.514            | 0.20           | 23.00                   | 22.70                   | 0.551             | /         |
|            |          |      | 1       | 0         | Left Cheek    | 1745   | 0.547            | -0.53          | 23.00                   | 22.80                   | <b>0.573</b>      | <b>21</b> |
|            |          |      | 50      | 0         | Left Cheek    | 1732.5 | 0.514            | 0.30           | 23.00                   | 22.62                   | 0.561             | /         |
|            |          |      | 1       | 0         | Left Tilt     | 1745   | 0.325            | 1.88           | 23.00                   | 22.80                   | 0.340             | /         |
|            |          |      | 50      | 0         | Left Tilt     | 1732.5 | 0.361            | 0.64           | 23.00                   | 22.62                   | 0.394             | /         |
| LTE Band 5 | 10M      | QPSK | 1       | 0         | Right Cheek   | 844    | 0.260            | 0.77           | 25.50                   | 24.41                   | <b>0.334</b>      | <b>23</b> |
|            |          |      | 25      | 0         | Right Cheek   | 844    | 0.241            | -3.33          | 25.00                   | 24.12                   | 0.295             | /         |
|            |          |      | 1       | 0         | Right Tilt    | 844    | 0.125            | 2.03           | 25.50                   | 24.41                   | 0.161             | /         |
|            |          |      | 25      | 0         | Right Tilt    | 844    | 0.136            | 0.84           | 25.00                   | 24.12                   | 0.167             | /         |
|            |          |      | 1       | 0         | Left Cheek    | 844    | 0.204            | 1.39           | 25.50                   | 24.41                   | 0.262             | /         |
|            |          |      | 25      | 0         | Left Cheek    | 844    | 0.158            | 3.58           | 25.00                   | 24.12                   | 0.193             | /         |
|            |          |      | 1       | 0         | Left Tilt     | 844    | 0.102            | -0.50          | 25.50                   | 24.41                   | 0.131             | /         |
|            |          |      | 25      | 0         | Left Tilt     | 844    | 0.106            | -1.63          | 25.00                   | 24.12                   | 0.130             | /         |





|             |     |      |    |   |             |       |       |       |       |       |              |           |
|-------------|-----|------|----|---|-------------|-------|-------|-------|-------|-------|--------------|-----------|
| LTE Band 7  | 20M | QPSK | 1  | 0 | Right Cheek | 2510  | 0.185 | 3.80  | 24.50 | 23.73 | 0.221        | /         |
|             |     |      | 50 | 0 | Right Cheek | 2535  | 0.174 | -0.75 | 24.00 | 23.43 | 0.198        | /         |
|             |     |      | 1  | 0 | Right Tilt  | 2510  | 0.132 | -1.66 | 24.50 | 23.73 | 0.158        | /         |
|             |     |      | 50 | 0 | Right Tilt  | 2535  | 0.141 | -1.58 | 24.00 | 23.43 | 0.161        | /         |
|             |     |      | 1  | 0 | Left Cheek  | 2510  | 0.225 | -3.73 | 24.50 | 23.73 | <b>0.269</b> | <b>25</b> |
|             |     |      | 50 | 0 | Left Cheek  | 2535  | 0.212 | 1.68  | 24.00 | 23.43 | 0.242        | /         |
|             |     |      | 1  | 0 | Left Tilt   | 2510  | 0.136 | -3.57 | 24.50 | 23.73 | 0.162        | /         |
|             |     |      | 50 | 0 | Left Tilt   | 2535  | 0.125 | 3.29  | 24.00 | 23.43 | 0.143        | /         |
| LTE Band 12 | 10M | QPSK | 1  | 0 | Right Cheek | 711   | 0.108 | -1.55 | 25.00 | 24.25 | 0.128        | /         |
|             |     |      | 25 | 0 | Right Cheek | 711   | 0.102 | -3.85 | 24.50 | 23.96 | 0.116        | /         |
|             |     |      | 1  | 0 | Right Tilt  | 711   | 0.055 | -0.58 | 25.00 | 24.25 | 0.065        | /         |
|             |     |      | 25 | 0 | Right Tilt  | 711   | 0.056 | -3.99 | 24.50 | 23.96 | 0.063        | /         |
|             |     |      | 1  | 0 | Left Cheek  | 711   | 0.133 | 2.57  | 25.00 | 24.25 | <b>0.158</b> | <b>27</b> |
|             |     |      | 25 | 0 | Left Cheek  | 711   | 0.121 | 3.62  | 24.50 | 23.96 | 0.137        | /         |
|             |     |      | 1  | 0 | Left Tilt   | 711   | 0.069 | -0.26 | 25.00 | 24.25 | 0.082        | /         |
|             |     |      | 25 | 0 | Left Tilt   | 711   | 0.047 | 2.70  | 24.50 | 23.96 | 0.053        | /         |
| LTE Band 17 | 10M | QPSK | 1  | 0 | Right Cheek | 710   | 0.095 | -0.53 | 25.00 | 24.31 | <b>0.111</b> | <b>29</b> |
|             |     |      | 25 | 0 | Right Cheek | 709   | 0.086 | -1.96 | 24.50 | 23.98 | 0.097        | /         |
|             |     |      | 1  | 0 | Right Tilt  | 710   | 0.041 | 0.90  | 25.00 | 24.31 | 0.048        | /         |
|             |     |      | 25 | 0 | Right Tilt  | 709   | 0.046 | 1.60  | 24.50 | 23.98 | 0.052        | /         |
|             |     |      | 1  | 0 | Left Cheek  | 710   | 0.075 | 2.78  | 25.00 | 24.31 | 0.088        | /         |
|             |     |      | 25 | 0 | Left Cheek  | 709   | 0.065 | 1.38  | 24.50 | 23.98 | 0.073        | /         |
|             |     |      | 1  | 0 | Left Tilt   | 710   | 0.032 | -3.11 | 25.00 | 24.31 | 0.038        | /         |
|             |     |      | 25 | 0 | Left Tilt   | 709   | 0.031 | 1.44  | 24.50 | 23.98 | 0.035        | /         |
| LTE Band 26 | 15M | QPSK | 1  | 0 | Right Cheek | 831.5 | 0.184 | 2.07  | 25.00 | 24.40 | 0.211        | /         |
|             |     |      | 36 | 0 | Right Cheek | 841.5 | 0.174 | 3.95  | 24.50 | 24.13 | 0.189        | /         |
|             |     |      | 1  | 0 | Right Tilt  | 831.5 | 0.102 | 0.52  | 25.00 | 24.40 | 0.117        | /         |
|             |     |      | 36 | 0 | Right Tilt  | 841.5 | 0.136 | -2.22 | 24.50 | 24.13 | 0.148        | /         |
|             |     |      | 1  | 0 | Left Cheek  | 831.5 | 0.244 | 3.72  | 25.00 | 24.40 | <b>0.280</b> | <b>31</b> |
|             |     |      | 36 | 0 | Left Cheek  | 841.5 | 0.212 | 2.60  | 24.50 | 24.13 | 0.231        | /         |
|             |     |      | 1  | 0 | Left Tilt   | 831.5 | 0.136 | -1.06 | 25.00 | 24.40 | 0.156        | /         |
|             |     |      | 36 | 0 | Left Tilt   | 841.5 | 0.147 | -2.21 | 24.50 | 24.13 | 0.160        | /         |
| LTE Band 38 | 20M | QPSK | 1  | 0 | Right Cheek | 2595  | 0.152 | -3.72 | 24.50 | 23.64 | <b>0.185</b> | /         |
|             |     |      | 50 | 0 | Right Cheek | 2595  | 0.133 | 3.84  | 24.00 | 23.41 | 0.152        | /         |
|             |     |      | 1  | 0 | Right Tilt  | 2595  | 0.085 | -3.70 | 24.50 | 23.64 | 0.104        | /         |
|             |     |      | 50 | 0 | Right Tilt  | 2595  | 0.071 | -1.92 | 24.00 | 23.41 | 0.081        | /         |
|             |     |      | 1  | 0 | Left Cheek  | 2595  | 0.191 | -1.89 | 24.50 | 23.64 | <b>0.233</b> | <b>33</b> |
|             |     |      | 50 | 0 | Left Cheek  | 2595  | 0.188 | 1.59  | 24.00 | 23.41 | 0.215        | /         |



|                   |     |      |    |   |             |      |       |       |       |       |              |           |
|-------------------|-----|------|----|---|-------------|------|-------|-------|-------|-------|--------------|-----------|
|                   |     |      | 1  | 0 | Left Tilt   | 2595 | 0.142 | -3.40 | 24.50 | 23.64 | 0.173        | /         |
|                   |     |      | 50 | 0 | Left Tilt   | 2595 | 0.136 | -3.03 | 24.00 | 23.41 | 0.156        | /         |
| LTE<br>Band<br>40 | 20M | QPSK | 1  | 0 | Right Cheek | 2395 | 0.052 | -3.58 | 12.50 | 11.55 | 0.065        | /         |
|                   |     |      | 50 | 0 | Right Cheek | 2395 | 0.045 | -2.96 | 12.00 | 11.24 | 0.054        | /         |
|                   |     |      | 1  | 0 | Right Tilt  | 2395 | 0.021 | -2.16 | 12.50 | 11.55 | 0.026        | /         |
|                   |     |      | 50 | 0 | Right Tilt  | 2395 | 0.023 | -3.48 | 12.00 | 11.24 | 0.027        | /         |
|                   |     |      | 1  | 0 | Left Cheek  | 2395 | 0.068 | -0.44 | 12.50 | 11.55 | <b>0.085</b> | <b>35</b> |
|                   |     |      | 50 | 0 | Left Cheek  | 2395 | 0.062 | -0.01 | 12.00 | 11.24 | 0.074        | /         |
|                   |     |      | 1  | 0 | Left Tilt   | 2395 | 0.021 | -3.34 | 12.50 | 11.55 | 0.026        | /         |
|                   |     |      | 50 | 0 | Left Tilt   | 2395 | 0.023 | -1.21 | 12.00 | 11.24 | 0.027        | /         |
| LTE<br>Band<br>41 | 20M | QPSK | 1  | 0 | Right Cheek | 2593 | 0.102 | -1.41 | 20.50 | 19.81 | 0.120        | /         |
|                   |     |      | 50 | 0 | Right Cheek | 2680 | 0.106 | -3.12 | 20.00 | 19.58 | 0.117        | /         |
|                   |     |      | 1  | 0 | Right Tilt  | 2593 | 0.052 | -1.67 | 20.50 | 19.81 | 0.061        | /         |
|                   |     |      | 50 | 0 | Right Tilt  | 2680 | 0.062 | 2.73  | 20.00 | 19.58 | 0.068        | /         |
|                   |     |      | 1  | 0 | Left Cheek  | 2593 | 0.169 | -2.16 | 20.50 | 19.81 | <b>0.198</b> | <b>37</b> |
|                   |     |      | 50 | 0 | Left Cheek  | 2680 | 0.158 | -3.10 | 20.00 | 19.58 | 0.174        | /         |
|                   |     |      | 1  | 0 | Left Tilt   | 2593 | 0.099 | 1.17  | 20.50 | 19.81 | 0.116        | /         |
|                   |     |      | 50 | 0 | Left Tilt   | 2680 | 0.098 | -0.57 | 20.00 | 19.58 | 0.108        | /         |

Note:

1. Per KDB 447498 D04, the reported SAR is the measured SAR value adjusted for maximum tune-up tolerance.
  - a. Tune-up scaling Factor = tune-up limit power (mW) / EUT RF power (mW), where tune-up limit is the maximum rated power among all production units.
  - b. Scaled SAR(W/kg)= Measured SAR(W/kg)\*Tune-up Scaling Factor
2. Per KDB 248227- When the highest reported SAR for DSSS is adjusted by the ratio of OFDM to DSSS specified maximum output power and the adjusted SAR is  $\leq 1.2$  W/kg. (The highest reported SAR for DSSS is adjusted by the ratio of OFDM to DSSS specified maximum output power was **0.086** W/Kg for Head)
3. Per KDB 248227- When the highest reported SAR for U-NII-1 is adjusted by the ratio of U-NII-2A to U-NII-1 specified maximum output power and the adjusted SAR is  $\leq 1.2$  W/kg. (The highest reported SAR for U-NII-1 is adjusted by the ratio of U-NII-2A to U-NII-1 specified maximum output power was **0.304** W/Kg for Head)
4. Per KDB 865664 D01, Repeated measurement is not required when the original highest measured SAR is  $<0.80$  W/kg



12.2 Body-worn and Hotspot SAR

| Band          | Model            | Test Position | Freq.  | SAR (1g) (W/kg) | Power Drift(%) | Max.Turn-up Power(dBm) | Meas.Output Power(dBm) | Scaled SAR (W/Kg) | Meas.No.  |
|---------------|------------------|---------------|--------|-----------------|----------------|------------------------|------------------------|-------------------|-----------|
| GSM850        | GPRS Data-4 Slot | Front Side    | 836.6  | 0.425           | 2.17           | 32.00                  | 31.64                  | 0.462             | /         |
|               |                  | Back Side     | 836.6  | 0.555           | -3.07          | 32.00                  | 31.64                  | <b>0.603</b>      | <b>2</b>  |
|               |                  | Left Side     | 836.6  | 0.362           | -2.36          | 32.00                  | 31.64                  | 0.393             | /         |
|               |                  | Right Side    | 836.6  | 0.333           | -2.66          | 32.00                  | 31.64                  | 0.362             | /         |
|               |                  | Top Side      | 836.6  | 0.025           | 2.42           | 32.00                  | 31.64                  | 0.027             | /         |
|               |                  | Bottom Side   | 836.6  | 0.258           | 0.64           | 32.00                  | 31.64                  | 0.280             | /         |
| GSM1900       | GPRS Data-4 Slot | Front Side    | 1850.2 | 0.714           | -2.11          | 31.50                  | 31.37                  | 0.736             | /         |
|               |                  | Back Side     | 1850.2 | 0.944           | 0.92           | 31.50                  | 31.37                  | <b>0.973</b>      | <b>4</b>  |
|               |                  | Back Side     | 1880   | 0.866           | -0.12          | 31.50                  | 31.29                  | 0.909             | /         |
|               |                  | Back Side     | 1909.8 | 0.854           | 0.69           | 31.50                  | 31.24                  | 0.907             | /         |
|               |                  | Left Side     | 1850.2 | 0.454           | -2.93          | 31.50                  | 31.37                  | 0.468             | /         |
|               |                  | Right Side    | 1850.2 | 0.436           | 3.67           | 31.50                  | 31.37                  | 0.449             | /         |
|               |                  | Top Side      | 1850.2 | 0.026           | -3.67          | 31.50                  | 31.37                  | 0.027             | /         |
|               |                  | Bottom Side   | 1850.2 | 0.569           | 1.25           | 31.50                  | 31.37                  | 0.586             | /         |
| WCDMA Band II | RMC              | Front Side    | 1907.6 | 0.368           | 1.85           | 22.50                  | 22.41                  | 0.376             | /         |
|               |                  | Back Side     | 1852.4 | 1.025           | 3.19           | 22.50                  | 22.28                  | 1.078             | /         |
|               |                  | Back Side     | 1880   | 1.102           | 0.14           | 22.50                  | 22.35                  | 1.141             | /         |
|               |                  | Back Side     | 1907.6 | 1.187           | 0.35           | 22.50                  | 22.41                  | <b>1.212</b>      | <b>6</b>  |
|               |                  | Left Side     | 1907.6 | 0.556           | -0.88          | 22.50                  | 22.41                  | 0.568             | /         |
|               |                  | Right Side    | 1907.6 | 0.623           | 2.39           | 22.50                  | 22.41                  | 0.636             | /         |
|               |                  | Bottom Side   | 1907.6 | 0.458           | 3.42           | 22.50                  | 22.41                  | 0.468             | /         |
| WCDMA Band V  | RMC              | Front Side    | 826.4  | 0.045           | 3.93           | 23.00                  | 22.79                  | 0.047             | /         |
|               |                  | Back Side     | 826.4  | 0.057           | 2.71           | 23.00                  | 22.79                  | <b>0.060</b>      | <b>8</b>  |
|               |                  | Left Side     | 826.4  | 0.023           | 1.66           | 23.00                  | 22.79                  | 0.024             | /         |
|               |                  | Right Side    | 826.4  | 0.021           | -0.80          | 23.00                  | 22.79                  | 0.022             | /         |
|               |                  | Bottom Side   | 826.4  | 0.045           | 3.05           | 23.00                  | 22.79                  | 0.047             | /         |
| 2.4GHz WLAN   | 802.11b          | Front Side    | 2437   | 0.024           | 0.60           | 10.50                  | 10.17                  | 0.026             | /         |
|               |                  | Back Side     | 2437   | 0.050           | 0.48           | 10.50                  | 10.17                  | <b>0.054</b>      | <b>10</b> |
|               |                  | Left Side     | 2437   | 0.036           | 3.42           | 10.50                  | 10.17                  | 0.039             | /         |
|               |                  | Right Side    | 2437   | 0.024           | 1.27           | 10.50                  | 10.17                  | 0.026             | /         |
|               |                  | Top Side      | 2437   | 0.026           | -2.51          | 10.50                  | 10.17                  | 0.028             | /         |
| BT            | GFSK             | Front Side    | 2480   | 0.019           | 0.78           | 8.00                   | 7.64                   | 0.021             | /         |
|               |                  | Back Side     | 2480   | 0.028           | 2.00           | 8.00                   | 7.64                   | <b>0.030</b>      | <b>12</b> |
|               |                  | Left Side     | 2480   | 0.015           | -2.71          | 8.00                   | 7.64                   | 0.016             | /         |



|                |                    |            |      |       |       |       |       |              |           |
|----------------|--------------------|------------|------|-------|-------|-------|-------|--------------|-----------|
|                |                    | Right Side | 2480 | 0.013 | 2.60  | 8.00  | 7.64  | 0.014        | /         |
|                |                    | Top Side   | 2480 | 0.021 | -1.57 | 8.00  | 7.64  | 0.023        | /         |
| 5.2GHz<br>WLAN | 802.11ac-<br>VHT20 | Front Side | 5180 | 0.121 | 2.08  | 11.00 | 10.63 | 0.132        | /         |
|                |                    | Back Side  | 5180 | 0.052 | 2.89  | 11.00 | 10.63 | 0.057        | /         |
|                |                    | Left Side  | 5180 | 0.069 | 0.62  | 11.00 | 10.63 | 0.075        | /         |
|                |                    | Right Side | 5180 | 0.074 | -1.81 | 11.00 | 10.63 | 0.081        | /         |
|                |                    | Top Side   | 5180 | 0.136 | -1.00 | 11.00 | 10.63 | <b>0.148</b> | <b>14</b> |
|                |                    |            |      |       |       |       |       |              |           |
| 5.6GHz<br>WLAN | 802.11a            | Front Side | 5700 | 0.102 | 0.49  | 14.00 | 13.77 | 0.108        | /         |
|                |                    | Back Side  | 5700 | 0.100 | -2.44 | 14.00 | 13.77 | 0.105        | /         |
|                |                    | Left Side  | 5700 | 0.056 | 2.12  | 14.00 | 13.77 | 0.059        | /         |
|                |                    | Right Side | 5700 | 0.069 | -0.28 | 14.00 | 13.77 | 0.073        | /         |
|                |                    | Top Side   | 5700 | 0.139 | 0.45  | 14.00 | 13.77 | 0.147        | /         |
| 5.8GHz<br>WLAN | 802.11a            | Front Side | 5745 | 0.085 | -2.33 | 14.50 | 14.12 | <b>0.093</b> | <b>16</b> |
|                |                    | Back Side  | 5745 | 0.095 | 0.24  | 14.50 | 14.12 | 0.104        | /         |
|                |                    | Left Side  | 5745 | 0.074 | 1.00  | 14.50 | 14.12 | 0.081        | /         |
|                |                    | Right Side | 5745 | 0.058 | -2.09 | 14.50 | 14.12 | 0.063        | /         |
|                |                    | Top Side   | 5745 | 0.145 | 3.81  | 14.50 | 14.12 | <b>0.158</b> | <b>18</b> |

| Band       | BW (MHz) | Mod. | RB Size | RB offset | Test Position | Freq.  | Result 1g (W/Kg) | Power Drift(%) | Max. Turn-up Power(dBm) | Meas. Output Power(dBm) | Scaled SAR (W/Kg) | Meas.No.  |
|------------|----------|------|---------|-----------|---------------|--------|------------------|----------------|-------------------------|-------------------------|-------------------|-----------|
| LTE Band 2 | 20M      | QPSK | 1       | 0         | Front side    | 1860   | 0.722            | 3.43           | 23.00                   | 22.57                   | 0.797             | /         |
|            |          |      | 50      | 0         | Front side    | 1860   | 0.620            | 1.95           | 23.00                   | 22.44                   | 0.705             | /         |
|            |          |      | 1       | 0         | Back Side     | 1860   | 1.020            | 3.15           | 23.00                   | 22.57                   | <b>1.126</b>      | <b>20</b> |
|            |          |      | 1       | 0         | Back Side     | 1880   | 0.852            | -1.07          | 23.00                   | 22.36                   | 0.987             | /         |
|            |          |      | 1       | 0         | Back Side     | 1900   | 0.925            | 3.13           | 23.00                   | 22.48                   | 1.043             | /         |
|            |          |      | 50      | 0         | Back Side     | 1860   | 0.699            | -0.46          | 23.00                   | 22.44                   | 0.795             | /         |
|            |          |      | 100     | 0         | Back Side     | 1880   | 0.612            | -3.55          | 23.00                   | 21.85                   | 0.798             | /         |
|            |          |      | 1       | 0         | Left Side     | 1860   | 0.512            | -3.93          | 23.00                   | 22.57                   | 0.565             | /         |
|            |          |      | 50      | 0         | Left Side     | 1860   | 0.521            | 3.02           | 23.00                   | 22.44                   | 0.593             | /         |
|            |          |      | 1       | 0         | Right Side    | 1860   | 0.425            | -2.62          | 23.00                   | 22.57                   | 0.469             | /         |
|            |          |      | 50      | 0         | Right Side    | 1860   | 0.485            | -1.58          | 23.00                   | 22.44                   | 0.552             | /         |
|            |          |      | 1       | 0         | Bottom Side   | 1860   | 0.536            | -3.98          | 23.00                   | 22.57                   | 0.592             | /         |
|            |          |      | 50      | 0         | Bottom Side   | 1860   | 0.528            | 3.26           | 23.00                   | 22.44                   | 0.601             | /         |
| LTE Band 4 | 20M      | QPSK | 1       | 0         | Front side    | 1745   | 0.665            | 3.37           | 23.00                   | 22.80                   | 0.696             | /         |
|            |          |      | 50      | 0         | Front side    | 1732.5 | 0.625            | 1.59           | 23.00                   | 22.62                   | 0.682             | /         |
|            |          |      | 1       | 0         | Back Side     | 1720   | 0.785            | -0.47          | 23.00                   | 22.64                   | 0.853             | /         |
|            |          |      | 1       | 0         | Back Side     | 1732.5 | 0.758            | -1.91          | 23.00                   | 22.70                   | 0.812             | /         |



|                   |     |             |      |       |             |        |       |       |       |       |              |           |
|-------------------|-----|-------------|------|-------|-------------|--------|-------|-------|-------|-------|--------------|-----------|
|                   |     |             | 1    | 0     | Back Side   | 1745   | 0.889 | 1.39  | 23.00 | 22.80 | <b>0.931</b> | <b>22</b> |
|                   |     |             | 50   | 0     | Back Side   | 1732.5 | 0.685 | 3.13  | 23.00 | 22.62 | 0.748        | /         |
|                   |     |             | 100  | 0     | Back Side   | 1732.5 | 0.702 | 1.70  | 23.00 | 22.44 | 0.799        | /         |
|                   |     |             | 1    | 0     | Left Side   | 1745   | 0.552 | 1.29  | 23.00 | 22.80 | 0.578        | /         |
|                   |     |             | 50   | 0     | Left Side   | 1732.5 | 0.413 | -3.07 | 23.00 | 22.62 | 0.450        | /         |
|                   |     |             | 1    | 0     | Right Side  | 1745   | 0.532 | -0.65 | 23.00 | 22.80 | 0.557        | /         |
|                   |     |             | 50   | 0     | Right Side  | 1732.5 | 0.514 | -0.20 | 23.00 | 22.62 | 0.561        | /         |
|                   |     |             | 1    | 0     | Bottom Side | 1745   | 0.474 | 2.09  | 23.00 | 22.80 | 0.496        | /         |
|                   |     |             | 50   | 0     | Bottom Side | 1732.5 | 0.468 | -3.40 | 23.00 | 22.62 | 0.511        | /         |
| LTE<br>Band 5     | 10M | QPSK        | 1    | 0     | Front side  | 844    | 0.169 | 3.80  | 25.50 | 24.41 | 0.217        | /         |
|                   |     |             | 25   | 0     | Front side  | 844    | 0.145 | 1.56  | 25.00 | 24.12 | 0.178        | /         |
|                   |     |             | 1    | 0     | Back Side   | 844    | 0.292 | 1.98  | 25.50 | 24.41 | <b>0.375</b> | <b>24</b> |
|                   |     |             | 25   | 0     | Back Side   | 844    | 0.254 | 2.02  | 25.00 | 24.12 | 0.311        | /         |
|                   |     |             | 1    | 0     | Left Side   | 844    | 0.124 | 3.14  | 25.50 | 24.41 | 0.159        | /         |
|                   |     |             | 25   | 0     | Left Side   | 844    | 0.136 | 0.08  | 25.00 | 24.12 | 0.167        | /         |
|                   |     |             | 1    | 0     | Right Side  | 844    | 0.102 | 2.11  | 25.50 | 24.41 | 0.131        | /         |
|                   |     |             | 25   | 0     | Right Side  | 844    | 0.102 | 2.68  | 25.00 | 24.12 | 0.125        | /         |
|                   |     |             | 1    | 0     | Bottom Side | 844    | 0.112 | 1.96  | 25.50 | 24.41 | 0.144        | /         |
|                   |     |             | 25   | 0     | Bottom Side | 844    | 0.109 | -0.31 | 25.00 | 24.12 | 0.133        | /         |
| LTE<br>Band 7     | 10M | QPSK        | 1    | 0     | Front side  | 2510   | 0.602 | -1.39 | 24.50 | 23.73 | 0.719        | /         |
|                   |     |             | 50   | 0     | Front side  | 2535   | 0.585 | 2.40  | 24.00 | 23.43 | 0.667        | /         |
|                   |     |             | 1    | 0     | Back Side   | 2510   | 0.832 | 0.39  | 24.50 | 23.73 | <b>0.993</b> | <b>26</b> |
|                   |     |             | 1    | 0     | Back Side   | 2535   | 0.758 | 0.80  | 24.50 | 23.70 | 0.911        | /         |
|                   |     |             | 1    | 0     | Back Side   | 2560   | 0.762 | 3.40  | 24.50 | 23.70 | 0.916        | /         |
|                   |     |             | 50   | 0     | Back Side   | 2535   | 0.625 | 3.99  | 24.00 | 23.43 | 0.713        | /         |
|                   |     |             | 100  | 0     | Back Side   | 2560   | 0.635 | 2.87  | 24.00 | 23.23 | 0.758        | /         |
|                   |     |             | 1    | 0     | Left Side   | 2510   | 0.521 | -3.63 | 24.50 | 23.73 | 0.622        | /         |
|                   |     |             | 50   | 0     | Left Side   | 2535   | 0.458 | 3.01  | 24.00 | 23.43 | 0.522        | /         |
|                   |     |             | 1    | 0     | Right Side  | 2510   | 0.336 | 2.51  | 24.50 | 23.73 | 0.401        | /         |
|                   |     |             | 50   | 0     | Right Side  | 2535   | 0.452 | -3.19 | 24.00 | 23.43 | 0.515        | /         |
|                   |     |             | 1    | 0     | Bottom Side | 2510   | 0.449 | 0.79  | 24.50 | 23.73 | 0.536        | /         |
| 50                | 0   | Bottom Side | 2535 | 0.425 | 1.46        | 24.00  | 23.43 | 0.485 | /     |       |              |           |
| LTE<br>Band<br>12 | 10M | QPSK        | 1    | 0     | Front side  | 711    | 0.215 | -0.85 | 25.00 | 24.25 | 0.256        | /         |
|                   |     |             | 25   | 0     | Front side  | 711    | 0.236 | 3.79  | 24.50 | 23.96 | 0.267        | /         |
|                   |     |             | 1    | 0     | Back Side   | 711    | 0.381 | -2.35 | 25.00 | 24.25 | <b>0.453</b> | <b>28</b> |
|                   |     |             | 25   | 0     | Back Side   | 711    | 0.354 | -2.99 | 24.50 | 23.96 | 0.401        | /         |
|                   |     |             | 1    | 0     | Left Side   | 711    | 0.254 | 3.31  | 25.00 | 24.25 | 0.302        | /         |
|                   |     |             | 25   | 0     | Left Side   | 711    | 0.269 | 3.09  | 24.50 | 23.96 | 0.305        | /         |





|                   |     |      |     |   |             |       |       |       |       |       |              |           |
|-------------------|-----|------|-----|---|-------------|-------|-------|-------|-------|-------|--------------|-----------|
|                   |     |      | 1   | 0 | Right Side  | 711   | 0.241 | -1.12 | 25.00 | 24.25 | 0.286        | /         |
|                   |     |      | 25  | 0 | Right Side  | 711   | 0.236 | 1.29  | 24.50 | 23.96 | 0.267        | /         |
|                   |     |      | 1   | 0 | Bottom Side | 711   | 0.285 | 3.52  | 25.00 | 24.25 | 0.339        | /         |
|                   |     |      | 25  | 0 | Bottom Side | 711   | 0.284 | 1.38  | 24.50 | 23.96 | 0.322        | /         |
| LTE<br>Band<br>17 | 10M | QPSK | 1   | 0 | Front side  | 710   | 0.325 | 1.52  | 25.00 | 24.31 | 0.381        | /         |
|                   |     |      | 25  | 0 | Front side  | 709   | 0.315 | 2.41  | 24.50 | 23.98 | 0.355        | /         |
|                   |     |      | 1   | 0 | Back Side   | 710   | 0.410 | -0.38 | 25.00 | 24.31 | <b>0.481</b> | <b>30</b> |
|                   |     |      | 25  | 0 | Back Side   | 709   | 0.325 | 3.64  | 24.50 | 23.98 | 0.366        | /         |
|                   |     |      | 1   | 0 | Left Side   | 710   | 0.254 | -3.61 | 25.00 | 24.31 | 0.298        | /         |
|                   |     |      | 25  | 0 | Left Side   | 709   | 0.236 | -2.88 | 24.50 | 23.98 | 0.266        | /         |
|                   |     |      | 1   | 0 | Right Side  | 710   | 0.214 | -0.54 | 25.00 | 24.31 | 0.251        | /         |
|                   |     |      | 25  | 0 | Right Side  | 709   | 0.251 | 2.36  | 24.50 | 23.98 | 0.283        | /         |
|                   |     |      | 1   | 0 | Bottom Side | 710   | 0.210 | 3.69  | 25.00 | 24.31 | 0.246        | /         |
|                   |     |      | 25  | 0 | Bottom Side | 709   | 0.203 | -3.65 | 24.50 | 23.98 | 0.229        | /         |
| LTE<br>Band<br>26 | 15M | QPSK | 1   | 0 | Front side  | 831.5 | 0.325 | 1.42  | 25.00 | 24.40 | 0.373        | /         |
|                   |     |      | 36  | 0 | Front side  | 841.5 | 0.314 | 0.40  | 24.50 | 24.13 | 0.342        | /         |
|                   |     |      | 1   | 0 | Back Side   | 831.5 | 0.424 | -1.57 | 25.00 | 24.40 | <b>0.487</b> | <b>32</b> |
|                   |     |      | 36  | 0 | Back Side   | 841.5 | 0.412 | 0.92  | 24.50 | 24.13 | 0.449        | /         |
|                   |     |      | 1   | 0 | Left Side   | 831.5 | 0.333 | -2.19 | 25.00 | 24.40 | 0.382        | /         |
|                   |     |      | 36  | 0 | Left Side   | 841.5 | 0.325 | -1.66 | 24.50 | 24.13 | 0.354        | /         |
|                   |     |      | 1   | 0 | Right Side  | 831.5 | 0.215 | -1.07 | 25.00 | 24.40 | 0.247        | /         |
|                   |     |      | 36  | 0 | Right Side  | 841.5 | 0.236 | 3.11  | 24.50 | 24.13 | 0.257        | /         |
|                   |     |      | 1   | 0 | Bottom Side | 831.5 | 0.255 | -2.74 | 25.00 | 24.40 | 0.293        | /         |
|                   |     |      | 36  | 0 | Bottom Side | 841.5 | 0.236 | 3.27  | 24.50 | 24.13 | 0.257        | /         |
| LTE<br>Band<br>38 | 20M | QPSK | 1   | 0 | Front side  | 2595  | 0.625 | -2.57 | 24.50 | 23.64 | 0.762        | /         |
|                   |     |      | 50  | 0 | Front side  | 2595  | 0.614 | 0.81  | 24.00 | 23.41 | 0.703        | /         |
|                   |     |      | 1   | 0 | Back Side   | 2580  | 0.958 | -0.30 | 24.50 | 23.48 | 1.212        | /         |
|                   |     |      | 1   | 0 | Back Side   | 2595  | 0.994 | 3.23  | 24.50 | 23.64 | <b>1.212</b> | <b>34</b> |
|                   |     |      | 1   | 0 | Back Side   | 2610  | 0.953 | -3.49 | 24.50 | 23.48 | 1.205        | /         |
|                   |     |      | 50  | 0 | Back Side   | 2595  | 0.689 | -1.67 | 24.00 | 23.41 | 0.789        | /         |
|                   |     |      | 100 | 0 | Back Side   | 2595  | 0.642 | -3.39 | 24.00 | 23.07 | 0.795        | /         |
|                   |     |      | 1   | 0 | Left Side   | 2595  | 0.440 | -2.51 | 24.50 | 23.64 | 0.536        | /         |
|                   |     |      | 50  | 0 | Left Side   | 2595  | 0.425 | 3.10  | 24.00 | 23.41 | 0.487        | /         |
|                   |     |      | 1   | 0 | Right Side  | 2595  | 0.437 | 2.54  | 24.50 | 23.64 | 0.533        | /         |
|                   |     |      | 50  | 0 | Right Side  | 2595  | 0.411 | 0.03  | 24.00 | 23.41 | 0.471        | /         |
|                   |     |      | 1   | 0 | Bottom Side | 2595  | 0.425 | 0.13  | 24.50 | 23.64 | 0.518        | /         |
|                   |     |      | 50  | 0 | Bottom Side | 2595  | 0.436 | 1.32  | 24.00 | 23.41 | 0.499        | /         |





|                   |     |      |     |   |             |      |       |       |       |       |              |           |
|-------------------|-----|------|-----|---|-------------|------|-------|-------|-------|-------|--------------|-----------|
| LTE<br>Band<br>40 | 20M | QPSK | 1   | 0 | Front side  | 2395 | 0.321 | -2.92 | 12.50 | 11.55 | 0.399        | /         |
|                   |     |      | 50  | 0 | Front side  | 2395 | 0.295 | 0.78  | 12.00 | 11.24 | 0.351        | /         |
|                   |     |      | 1   | 0 | Back Side   | 2395 | 0.400 | 0.55  | 12.50 | 11.55 | <b>0.498</b> | <b>36</b> |
|                   |     |      | 50  | 0 | Back Side   | 2395 | 0.336 | -2.18 | 12.00 | 11.24 | 0.400        | /         |
|                   |     |      | 1   | 0 | Left Side   | 2395 | 0.125 | 3.15  | 12.50 | 11.55 | 0.156        | /         |
|                   |     |      | 50  | 0 | Left Side   | 2395 | 0.136 | -2.96 | 12.00 | 11.24 | 0.162        | /         |
|                   |     |      | 1   | 0 | Right Side  | 2395 | 0.258 | -2.34 | 12.50 | 11.55 | 0.321        | /         |
|                   |     |      | 50  | 0 | Right Side  | 2395 | 0.236 | -3.54 | 12.00 | 11.24 | 0.281        | /         |
|                   |     |      | 1   | 0 | Bottom Side | 2395 | 0.241 | -0.58 | 12.50 | 11.55 | 0.300        | /         |
|                   |     |      | 50  | 0 | Bottom Side | 2395 | 0.213 | 1.10  | 12.00 | 11.24 | 0.254        | /         |
| LTE<br>Band<br>41 | 20M | QPSK | 1   | 0 | Front side  | 2593 | 0.625 | 1.45  | 20.50 | 19.81 | 0.733        | /         |
|                   |     |      | 50  | 0 | Front side  | 2680 | 0.633 | 0.56  | 20.00 | 19.58 | 0.697        | /         |
|                   |     |      | 1   | 0 | Back Side   | 2506 | 0.993 | -3.56 | 20.50 | 19.75 | 1.180        | /         |
|                   |     |      | 1   | 0 | Back Side   | 2593 | 1.068 | 1.73  | 20.50 | 19.81 | <b>1.252</b> | <b>38</b> |
|                   |     |      | 1   | 0 | Back Side   | 2680 | 0.925 | -1.43 | 20.50 | 19.79 | 1.089        | /         |
|                   |     |      | 50  | 0 | Back Side   | 2680 | 0.725 | -1.58 | 20.00 | 19.58 | 0.799        | /         |
|                   |     |      | 100 | 0 | Back Side   | 2680 | 0.685 | 3.09  | 20.00 | 19.33 | 0.799        | /         |
|                   |     |      | 1   | 0 | Left Side   | 2593 | 0.412 | 4.00  | 20.50 | 19.81 | 0.483        | /         |
|                   |     |      | 50  | 0 | Left Side   | 2680 | 0.433 | -3.86 | 20.00 | 19.58 | 0.477        | /         |
|                   |     |      | 1   | 0 | Right Side  | 2593 | 0.498 | -2.17 | 20.50 | 19.81 | 0.584        | /         |
|                   |     |      | 50  | 0 | Right Side  | 2680 | 0.485 | 3.16  | 20.00 | 19.58 | 0.534        | /         |
|                   |     |      | 1   | 0 | Bottom Side | 2593 | 0.225 | 3.83  | 20.50 | 19.81 | 0.264        | /         |
|                   |     |      | 50  | 0 | Bottom Side | 2680 | 0.236 | -2.67 | 20.00 | 19.58 | 0.260        | /         |

Note:

- The test separation of all above table is 5mm.
- Per KDB 447498 D04, the reported SAR is the measured SAR value adjusted for maximum tune-up tolerance.
  - Tune-up scaling Factor = tune-up limit power (mW) / EUT RF power (mW), where tune-up limit is the maximum rated power among all production units.
  - Scaled SAR(W/kg)= Measured SAR(W/kg)\*Tune-up Scaling Factor
- Per KDB 248227- When the highest reported SAR for DSSS is adjusted by the ratio of OFDM to DSSS specified maximum output power and the adjusted SAR is  $\leq 1.2$  W/kg. (The highest reported SAR for DSSS is adjusted by the ratio of OFDM to DSSS specified maximum output power was **0.054**W/Kg for Body)
- Per KDB 248227- When the highest reported SAR for U-NII-1 is adjusted by the ratio of U-NII-2A to U-NII-1 specified maximum output power and the adjusted SAR is  $\leq 1.2$  W/kg. (The highest reported SAR for U-NII-1 is adjusted by the ratio of U-NII-2A to U-NII-1 specified maximum output power was **0.097** W/Kg for Body)
- When the user enables the personal Wireless router functions for the handsets, actual operations include simultaneous transmission of both the Wi-Fi transmitting frequency and thus cannot be evaluated for SAR under actual use conditions. The "Portable Hotspot" feature on the handset was NOT activated, to ensure the SAR measurements were evaluated for a single transmission frequency RF signal.



Repeated SAR

| Band          | Mode        | Test Position | Freq.  | Result 1g (W/Kg) | Power Drift(%) | Max.Turn-up Power(dBm) | Meas.Output Power(dBm) | Scaled SAR(W/Kg) | Meas. No. |
|---------------|-------------|---------------|--------|------------------|----------------|------------------------|------------------------|------------------|-----------|
| GSM1900       | GPRS        | Back Side     | 1850.2 | 0.929            | -2.87          | 31.50                  | 31.37                  | 0.957            | -         |
|               | Data-4 Slot | Back Side     | 1880   | 0.850            | -3.90          | 31.50                  | 31.29                  | 0.892            | -         |
|               |             | Back Side     | 1909.8 | 0.821            | -0.69          | 31.50                  | 31.24                  | 0.872            | -         |
| WCDMA Band II | RMC         | Back Side     | 1852.4 | 0.991            | -2.56          | 22.50                  | 22.28                  | 1.042            | -         |
|               |             | Back Side     | 1880   | 1.086            | 2.32           | 22.50                  | 22.35                  | 1.124            | -         |
|               |             | Back Side     | 1907.6 | 1.164            | 3.54           | 22.50                  | 22.41                  | 1.188            | -         |

| Band        | BW (MHz) | Mod. | RB Size | RB offset | Test Position | Freq.  | Result 1g (W/Kg) | Power Drift(%) | Max.Turn-up Power(dBm) | Meas.Output Power(dBm) | Scaled SAR(W/Kg) | Meas. No. |
|-------------|----------|------|---------|-----------|---------------|--------|------------------|----------------|------------------------|------------------------|------------------|-----------|
| LTE Band 2  | 20M      | QPSK | 1       | 0         | Back Side     | 1860   | 0.977            | -3.85          | 23.00                  | 22.57                  | 1.079            | -         |
|             |          |      | 1       | 0         | Back Side     | 1880   | 0.848            | -0.25          | 23.00                  | 22.36                  | 0.983            | -         |
|             |          |      | 1       | 0         | Back Side     | 1900   | 0.893            | 3.07           | 23.00                  | 22.48                  | 1.007            | -         |
| LTE Band 4  | 20M      | QPSK | 1       | 0         | Back Side     | 1720   | 0.776            | -3.18          | 23.00                  | 22.64                  | 0.843            | -         |
|             |          |      | 1       | 0         | Back Side     | 1732.5 | 0.758            | 3.08           | 23.00                  | 22.70                  | 0.812            | -         |
|             |          |      | 1       | 0         | Back Side     | 1745   | 0.853            | 0.06           | 23.00                  | 22.80                  | 0.893            | -         |
| LTE Band 7  | 10M      | QPSK | 1       | 0         | Back Side     | 2510   | 0.795            | -2.85          | 24.50                  | 23.73                  | 0.949            | -         |
|             |          |      | 1       | 0         | Back Side     | 2535   | 0.735            | 2.54           | 24.50                  | 23.70                  | 0.884            | -         |
|             |          |      | 1       | 0         | Back Side     | 2560   | 0.761            | -0.42          | 24.50                  | 23.70                  | 0.915            | -         |
| LTE Band 38 | 20M      | QPSK | 1       | 0         | Back Side     | 2580   | 0.927            | 0.54           | 24.50                  | 23.48                  | 1.172            | -         |
|             |          |      | 1       | 0         | Back Side     | 2595   | 0.959            | -0.15          | 24.50                  | 23.64                  | 1.169            | -         |
|             |          |      | 1       | 0         | Back Side     | 2610   | 0.923            | -0.82          | 24.50                  | 23.48                  | 1.167            | -         |
| LTE Band 41 | 20M      | QPSK | 1       | 0         | Back Side     | 2506   | 0.983            | 2.53           | 20.50                  | 19.75                  | 1.168            | -         |
|             |          |      | 1       | 0         | Back Side     | 2593   | 1.067            | 3.61           | 20.50                  | 19.81                  | 1.251            | -         |
|             |          |      | 1       | 0         | Back Side     | 2680   | 0.909            | -1.93          | 20.50                  | 19.79                  | 1.070            | -         |



Repeated SAR measurement

| Band          | Mode        | Test Position | Freq.  | Original Measured SAR 1g(W/kg) | 1 st Repeated SAR 1g | Ratio | Original Measured SAR 1g(W/kg) | 2nd Repeated SAR 1g | Ratio |
|---------------|-------------|---------------|--------|--------------------------------|----------------------|-------|--------------------------------|---------------------|-------|
| GSM1900       | GPRS        | Back Side     | 1850.2 | 0.944                          | 0.929                | 1.016 | -                              | -                   | -     |
|               | Data-4 Slot | Back Side     | 1880   | 0.866                          | 0.850                | 1.019 | -                              | -                   | -     |
|               |             | Back Side     | 1909.8 | 0.854                          | 0.821                | 1.040 | -                              | -                   | -     |
| WCDMA Band II | RMC         | Back Side     | 1852.4 | 1.025                          | 0.991                | 1.034 | -                              | -                   | -     |
|               |             | Back Side     | 1880   | 1.102                          | 1.086                | 1.015 | -                              | -                   | -     |
|               |             | Back Side     | 1907.6 | 1.187                          | 1.164                | 1.020 | -                              | -                   | -     |

| Band        | BW (MHz) | Mod. | RB Size | RB offset | Test Position | Freq.  | Original Measured SAR 1g(W/kg) | 1 st Repeated SAR 1g | Ratio | Original Measured | 2nd Repeated SAR 1g | Ratio |
|-------------|----------|------|---------|-----------|---------------|--------|--------------------------------|----------------------|-------|-------------------|---------------------|-------|
| LTE Band 2  | 20M      | QPSK | 1       | 0         | Back Side     | 1860   | 1.020                          | 0.977                | 1.044 | -                 | -                   | -     |
|             |          |      | 1       | 0         | Back Side     | 1880   | 0.852                          | 0.848                | 1.005 | -                 | -                   | -     |
|             |          |      | 1       | 0         | Back Side     | 1900   | 0.925                          | 0.893                | 1.036 | -                 | -                   | -     |
| LTE Band 4  | 20M      | QPSK | 1       | 0         | Back Side     | 1720   | 0.785                          | 0.776                | 1.012 | -                 | -                   | -     |
|             |          |      | 1       | 0         | Back Side     | 1732.5 | 0.758                          | 0.758                | 1.000 | -                 | -                   | -     |
|             |          |      | 1       | 0         | Back Side     | 1745   | 0.889                          | 0.853                | 1.042 | -                 | -                   | -     |
| LTE Band 7  | 10M      | QPSK | 1       | 0         | Back Side     | 2510   | 0.832                          | 0.795                | 1.047 | -                 | -                   | -     |
|             |          |      | 1       | 0         | Back Side     | 2535   | 0.758                          | 0.735                | 1.031 | -                 | -                   | -     |
|             |          |      | 1       | 0         | Back Side     | 2560   | 0.762                          | 0.761                | 1.001 | -                 | -                   | -     |
| LTE Band 38 | 20M      | QPSK | 1       | 0         | Back Side     | 2580   | 0.958                          | 0.927                | 1.033 | -                 | -                   | -     |
|             |          |      | 1       | 0         | Back Side     | 2595   | 0.994                          | 0.959                | 1.036 | -                 | -                   | -     |
|             |          |      | 1       | 0         | Back Side     | 2610   | 0.953                          | 0.923                | 1.033 | -                 | -                   | -     |
| LTE Band 41 | 20M      | QPSK | 1       | 0         | Back Side     | 2506   | 0.993                          | 0.983                | 1.010 | -                 | -                   | -     |
|             |          |      | 1       | 0         | Back Side     | 2593   | 1.068                          | 1.067                | 1.001 | -                 | -                   | -     |
|             |          |      | 1       | 0         | Back Side     | 2680   | 0.925                          | 0.909                | 1.018 | -                 | -                   | -     |

Note:

1. Per KDB 865664 D01, for each frequency band ,repeated SAR measurement is required only when the measured SAR is  $\geq 0.8W/Kg$ .
2. Per KDB 865664 D01, if the ratio of largest to smallest SAR for the original and first repeated measurement is  $\leq 1.2$  and the measured SAR  $< 1.45W/Kg$ , only one repeated measurement is required.
3. Perform a second repeated measurement only if the ratio of largest to smallest SAR for the original and first repeated measurements is  $> 1.20$  or when the original or repeated measurement is  $\geq 1.45W/Kg$ .
4. The ratio is the difference in percentage between original and repeated measured SAR.



**Simultaneous Multi-band Transmission Evaluation:**

Application Simultaneous Transmission information:

| Position | Simultaneous State             |
|----------|--------------------------------|
| Head     | 1. GSM + 2.4GHz WLAN/5G WLAN   |
|          | 2. GSM + Bluetooth             |
|          | 3. WCDMA + 2.4GHz WLAN/5G WLAN |
|          | 4. WCDMA + Bluetooth           |
|          | 5. LTE + 2.4GHz WLAN/5G WLAN   |
|          | 6. LTE + Bluetooth             |
| Body     | 1. GSM + 2.4GHz WLAN/5G WLAN   |
|          | 2. GSM + Bluetooth             |
|          | 3. WCDMA + 2.4GHz WLAN/5G WLAN |
|          | 4. WCDMA + Bluetooth           |
|          | 5. LTE + 2.4GHz WLAN/5G WLAN   |
|          | 6. LTE + Bluetooth             |

NOTE:

1. Bluetooth and WLAN can't simultaneous transmission at the same time.
2. For simultaneous transmission at head and body exposure position, 2 transmitters simultaneous transmission was the worst state.
3. If the test separation distance is <5mm, 5mm is used for excluded SAR calculation.
4. KDB 447498 Appendix E, when standalone SAR test exclusion applies to an antenna that transmits simultaneously with other antennas, the standalone SAR must be estimated according to following to determine simultaneous transmission SAR test exclusion:  
 $SAR_{est} = 1.6 \cdot P_{ant} / P_{th} [W/kg]$   
 $P_{ant}$  is maximum time-averaged power or effective radiated power (ERP), whichever is greater, and  $P_{th}$  is defined in Formula KDB 447498 (B.2).

| Simultaneous Mode | Position | Mode      | Max. 1-g SAR | 1-g Sum SAR |
|-------------------|----------|-----------|--------------|-------------|
|                   |          |           | (W/kg)       | (W/kg)      |
| GSM + 2.4G WLAN   | Head     | GSM       | 0.348        | 0.433       |
|                   |          | 2.4G WLAN | 0.085        |             |
|                   | Body     | GSM       | 0.973        | 1.027       |
|                   |          | 2.4G WLAN | 0.054        |             |
| GSM + Bluetooth   | Head     | GSM       | 0.348        | 0.416       |
|                   |          | Bluetooth | 0.068        |             |
|                   | Body     | GSM       | 0.973        | 1.003       |
|                   |          | Bluetooth | 0.030        |             |



|                   |      |           |       |       |
|-------------------|------|-----------|-------|-------|
| GSM + 5G WLAN     | Head | GSM       | 0.348 | 0.810 |
|                   |      | 5G WLAN   | 0.463 |       |
|                   | Body | GSM       | 0.973 | 1.131 |
|                   |      | 5G WLAN   | 0.158 |       |
| WCDMA + 2.4G WLAN | Head | WCDMA     | 0.484 | 0.569 |
|                   |      | 2.4G WLAN | 0.085 |       |
|                   | Body | WCDMA     | 1.212 | 1.266 |
|                   |      | 2.4G WLAN | 0.054 |       |
| WCDMA + Bluetooth | Head | WCDMA     | 0.484 | 0.552 |
|                   |      | Bluetooth | 0.068 |       |
|                   | Body | WCDMA     | 1.212 | 1.242 |
|                   |      | Bluetooth | 0.030 |       |
| WCDMA + 5G WLAN   | Head | WCDMA     | 0.484 | 0.947 |
|                   |      | 5G WLAN   | 0.463 |       |
|                   | Body | WCDMA     | 1.212 | 1.370 |
|                   |      | 5G WLAN   | 0.158 |       |
| LTE + 2.4G WLAN   | Head | LTE       | 0.573 | 0.658 |
|                   |      | 2.4G WLAN | 0.085 |       |
|                   | Body | LTE       | 1.252 | 1.306 |
|                   |      | 2.4G WLAN | 0.054 |       |
| LTE + Bluetooth   | Head | LTE       | 0.573 | 0.641 |
|                   |      | Bluetooth | 0.068 |       |
|                   | Body | LTE       | 1.252 | 1.282 |
|                   |      | Bluetooth | 0.030 |       |
| LTE + 5G WLAN     | Head | LTE       | 0.573 | 1.036 |
|                   |      | 5G WLAN   | 0.463 |       |
|                   | Body | LTE       | 1.252 | 1.410 |
|                   |      | 5G WLAN   | 0.158 |       |

Simultaneous transmission SAR test exclusion is determined for each operating configuration and exposure condition according to the reported standalone SAR of each applicable simultaneous transmitting antenna.

When the sum of SAR 1g of all simultaneously transmitting antennas in an operating mode and exposure condition combination is within the SAR limit (SAR-1g 1.6 W/kg), the simultaneous transmission SAR is not required. When the sum of SAR 1g is greater than the SAR limit (SAR-1g 1.6 W/kg), SAR test exclusion is determined by the SPLSR.





### 13. Equipment List

| Kind of Equipment                     | Manufacturer | Type No.            | Serial No.               | Last Calibration | Calibrated Until |
|---------------------------------------|--------------|---------------------|--------------------------|------------------|------------------|
| 750MHz Dipole                         | MVG          | SID750              | SN 30/14<br>DIP0G750-331 | 2020.07.14       | 2023.07.13       |
| 835MHz Dipole                         | MVG          | SID835              | SN 30/14<br>DIP0G835-332 | 2020.07.14       | 2023.07.13       |
| 1800MHz Dipole                        | MVG          | SID1800             | SN 30/14<br>DIP1G800-329 | 2020.07.14       | 2023.07.13       |
| 1900MHz Dipole                        | MVG          | SID1900             | SN 30/14<br>DIP1G900-333 | 2020.07.14       | 2023.07.13       |
| 2450MHz Dipole                        | MVG          | SID2450             | SN 30/14<br>DIP2G450-335 | 2020.07.14       | 2023.07.13       |
| 2600MHz Dipole                        | MVG          | SID2600             | SN 30/14<br>DIP2G600-336 | 2020.07.14       | 2023.07.13       |
| Waveguide                             | MVG          | SWG5500             | SN 13/14<br>WGA32        | 2020.07.14       | 2023.07.13       |
| E-Field Probe                         | MVG          | SSE2                | SN 07/21<br>EPO352       | 2022.02.28       | 2023.02.27       |
| Dielectric Probe Kit                  | MVG          | SCLMP               | SN 32/14<br>OCPG67       | 2021.11.23       | 2022.11.22       |
| Antenna                               | MVG          | ANTA3               | SN 07/13<br>ZNTA52       | N/A              | N/A              |
| Phantom1                              | MVG          | SAM                 | SN 32/14<br>SAM115       | N/A              | N/A              |
| Phantom3                              | MVG          | SAM                 | SN 21/21<br>ELLI48       | N/A              | N/A              |
| Phone holder                          | MVG          | N/A                 | SN 32/14<br>MSH97        | N/A              | N/A              |
| Laptop holder                         | MVG          | N/A                 | SN 32/14 LSH29           | N/A              | N/A              |
| Attenuator                            | Agilent      | 99899               | DC-18GHz                 | N/A              | N/A              |
| Directional coupler                   | Narda        | 4226-20             | 3305                     | N/A              | N/A              |
| Network Analyzer                      | Agilent      | 8753ES              | US38432810               | 2021.09.29       | 2022.09.28       |
| Multi Meter                           | Keithley     | Multi Meter<br>2000 | 4050073                  | 2021.10.08       | 2022.10.07       |
| Signal Generator                      | Agilent      | N5182A              | MY50140530               | 2021.09.30       | 2022.09.29       |
| Wireless<br>Communication Test<br>Set | Agilent      | 8960-E5515C         | MY48360751               | 2021.09.30       | 2022.09.29       |
| Wireless<br>Communication Test<br>Set | R&S          | CMW500              | 117239                   | 2021.09.30       | 2022.09.29       |
| Power Amplifier                       | DESAY        | ZHL-42W             | 9638                     | 2021.10.09       | 2022.10.08       |
| Power Meter                           | R&S          | NRP                 | 100510                   | 2021.09.29       | 2022.09.28       |
| Power Sensor                          | R&S          | NRP-Z11             | 101919                   | 2021.09.29       | 2022.09.28       |
| Temperature<br>hygrometer             | SuWei        | SW-108              | N/A                      | 2021.10.09       | 2022.10.08       |
| Thermograph                           | Elitech      | RC-4                | S/N<br>EF7176501537      | 2021.10.09       | 2022.10.08       |

**Note:**

Per KDB 865664 D01, Dipole SAR Validation Verification, STS LAB has adopted 3 years calibration intervals. On annual basis, every measurement dipole has been evaluated and is in compliance with the following criteria:

1. There is no physical damage on the dipole
2. System validation with specific dipole is within 10% of calibrated value Return-loss in within 20% of calibrated measurement



## Appendix A. System Validation Plots

### System Performance Check Data (750MHz)

Type: Phone measurement (Complete)

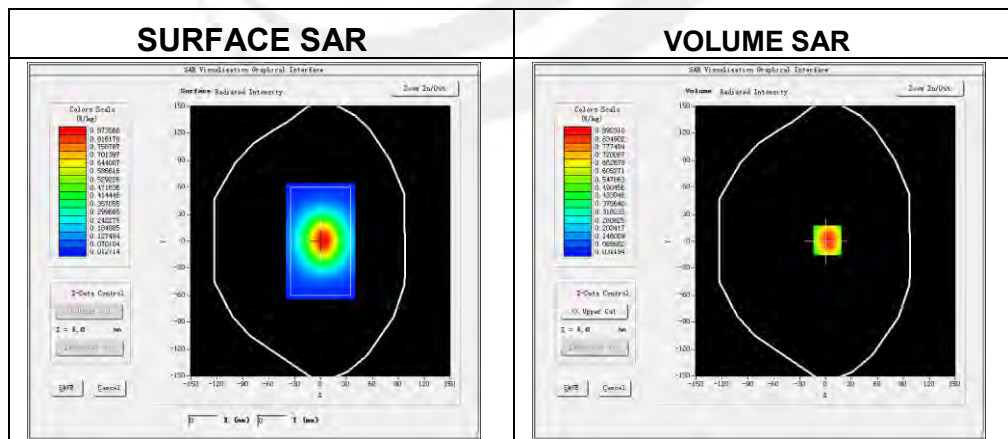
Area scan resolution: dx=8mm, dy=8mm

Zoom scan resolution: dx=8mm, dy=8mm, dz=5mm

Date of measurement: 2022-08-07

### Experimental conditions

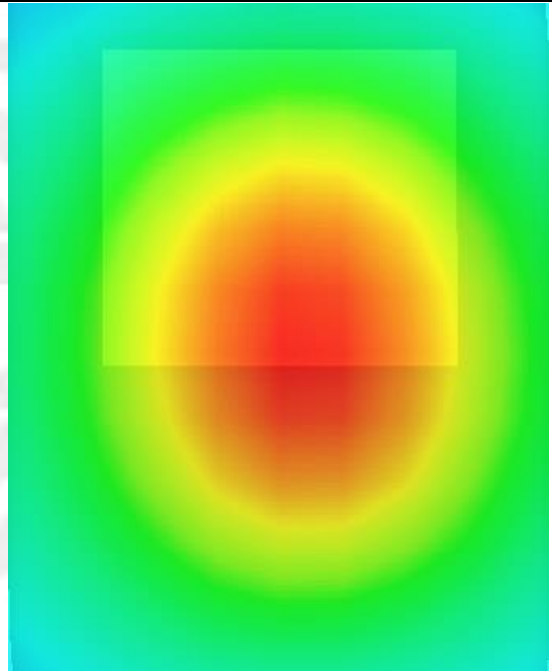
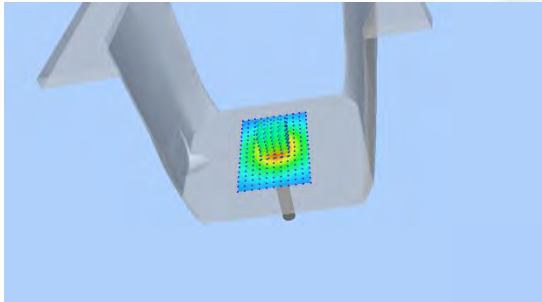
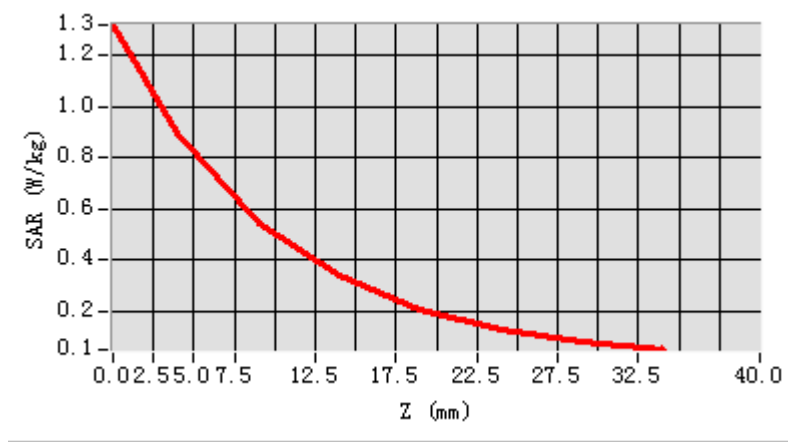
|                       |                  |
|-----------------------|------------------|
| Phantom               | Validation plane |
| Device Position       | -                |
| Band                  | 750MHz           |
| Channels              | -                |
| Signal                | CW               |
| Frequency (MHz)       | 750MHz           |
| Relative permittivity | 42.36            |
| Conductivity (S/m)    | 0.93             |
| Probe                 | SN 07/21 EPGO352 |
| ConvF                 | 1.58             |
| Crest factor          | 1:1              |



Maximum location: X=2.00, Y=1.00

|                |          |
|----------------|----------|
| SAR 10g (W/Kg) | 0.580522 |
| SAR 1g (W/Kg)  | 0.834934 |

### Z Axis Scan



### System Performance Check Data (835MHz)

Type: Phone measurement (Complete)

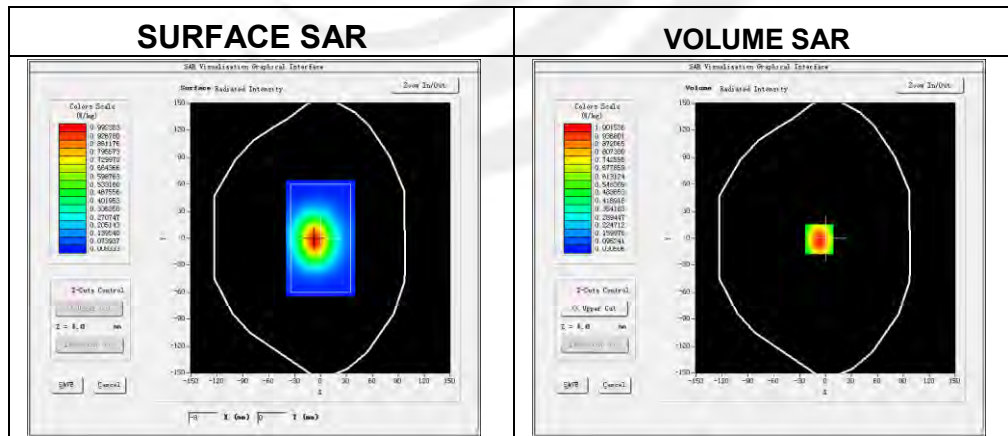
Area scan resolution: dx=8mm, dy=8mm

Zoom scan resolution: dx=8mm, dy=8mm, dz=5mm

Date of measurement: 2022-08-09

### Experimental conditions

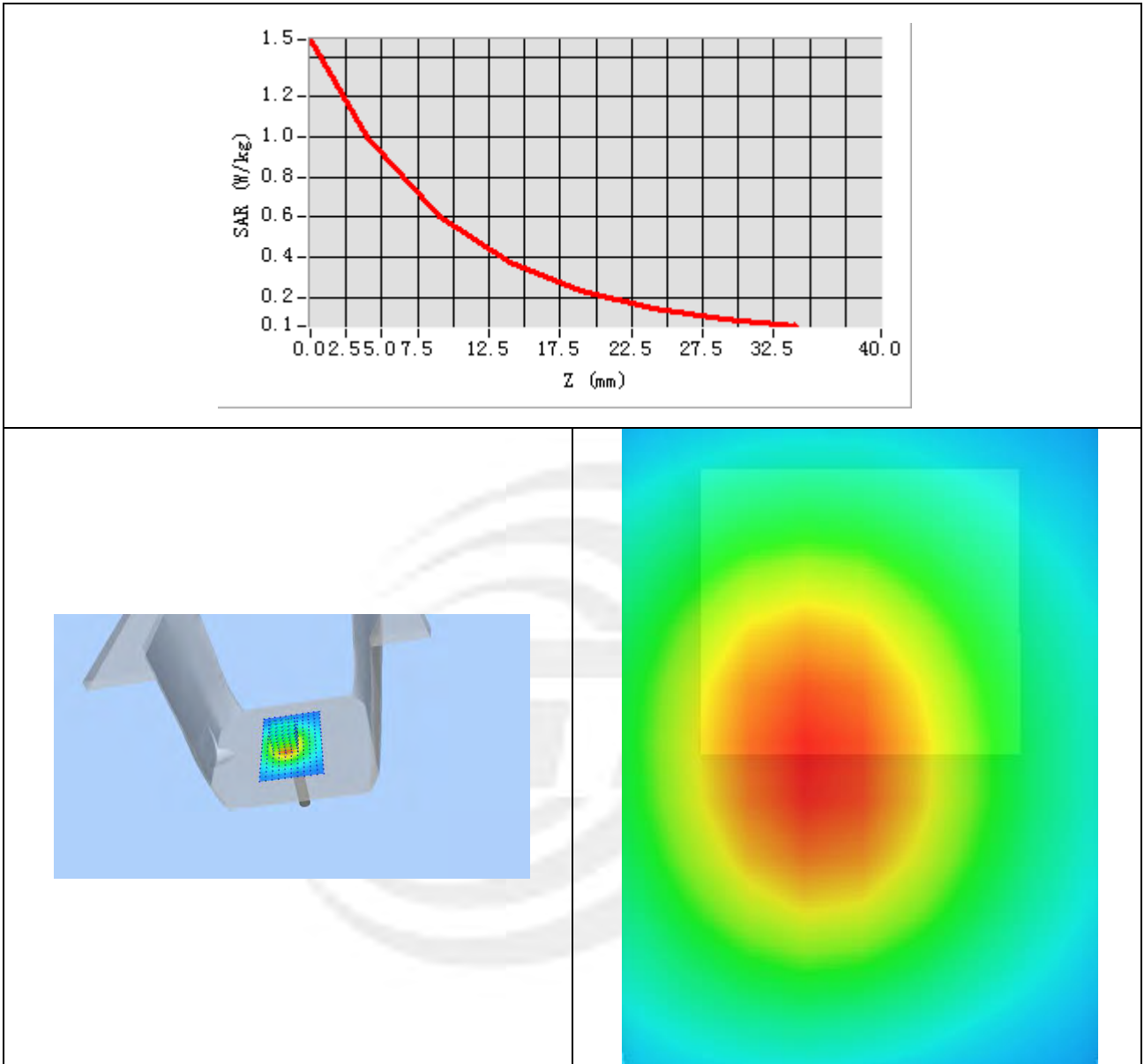
|                       |                  |
|-----------------------|------------------|
| Phantom               | Validation plane |
| Device Position       | -                |
| Band                  | 835MHz           |
| Channels              | -                |
| Signal                | CW               |
| Frequency (MHz)       | 835MHz           |
| Relative permittivity | 41.58            |
| Conductivity (S/m)    | 0.87             |
| Probe                 | SN 07/21 EPG0352 |
| ConvF:                | 1.57             |
| Crest factor:         | 1:1              |



Maximum location: X=-7.00, Y=-1.00

|                |          |
|----------------|----------|
| SAR 10g (W/Kg) | 0.637132 |
| SAR 1g (W/Kg)  | 0.996477 |

### Z Axis Scan

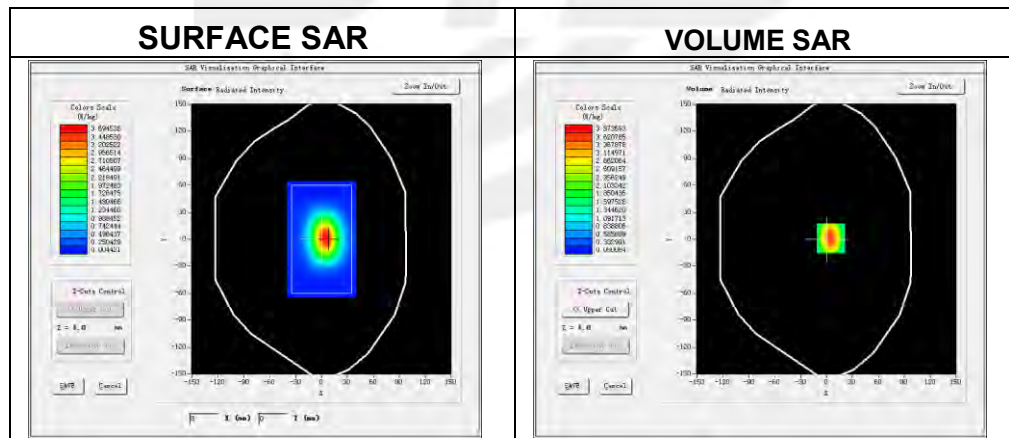


### System Performance Check Data(1800MHz)

Type: Phone measurement (Complete)  
 Area scan resolution: dx=8mm, dy=8mm  
 Zoom scan resolution: dx=8mm, dy=8mm, dz=5mm  
 Date of measurement: 2022-08-11

#### Experimental conditions.

|                       |                  |
|-----------------------|------------------|
| Phantom               | Validation plane |
| Device Position       | -                |
| Band                  | 1800MHz          |
| Channels              | -                |
| Signal                | CW               |
| Frequency (MHz)       | 1800MHz          |
| Relative permittivity | 41.04            |
| Conductivity (S/m)    | 1.37             |
| Probe                 | SN 07/21 EPGO352 |
| ConvF                 | 1.60             |
| Crest factor:         | 1:1              |

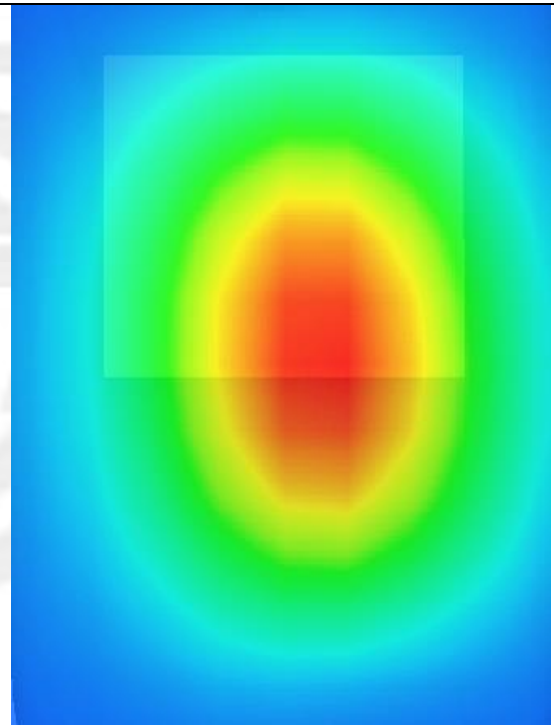
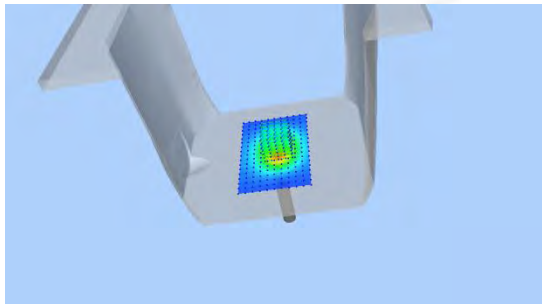
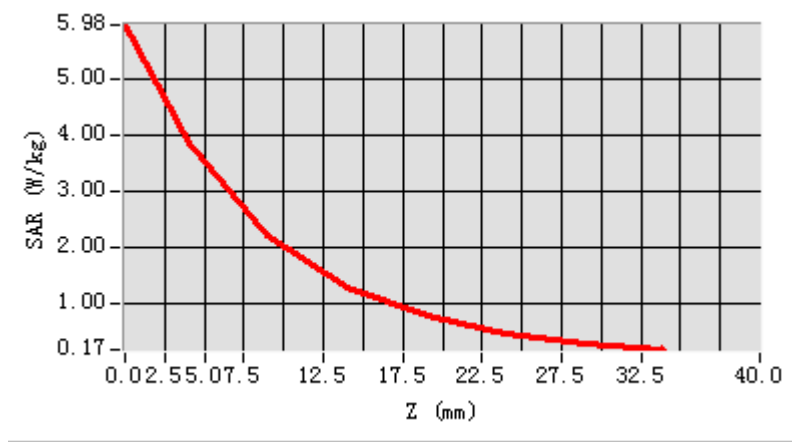


Maximum location: X=5.00, Y=1.00

|                |          |
|----------------|----------|
| SAR 10g (W/Kg) | 1.973651 |
| SAR 1g (W/Kg)  | 3.922780 |



### Z Axis Scan



### System Performance Check Data (1900MHz)

Type: Phone measurement (Complete)

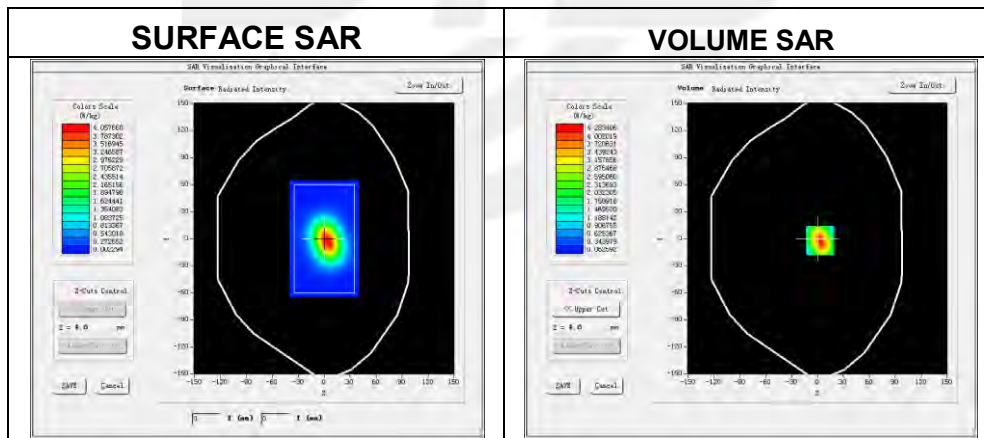
Area scan resolution: dx=8mm, dy=8mm

Zoom scan resolution: dx=8mm, dy=8mm, dz=5mm

Date of measurement: 2022-08-11

#### Experimental conditions.

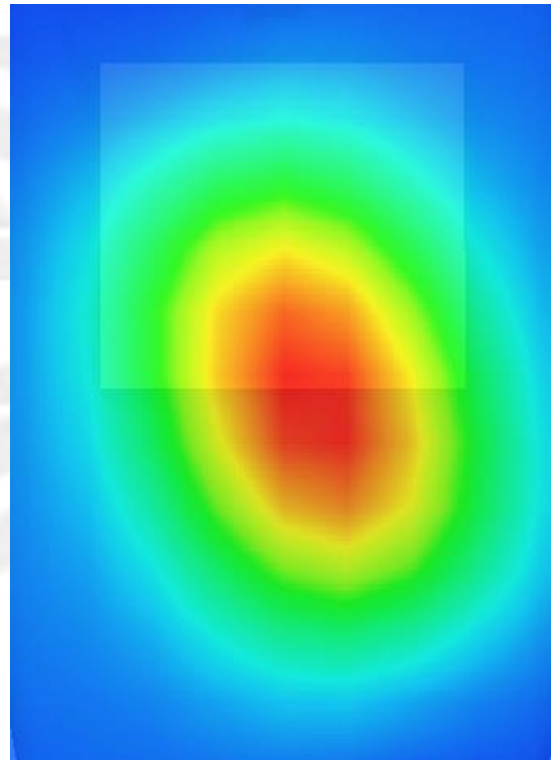
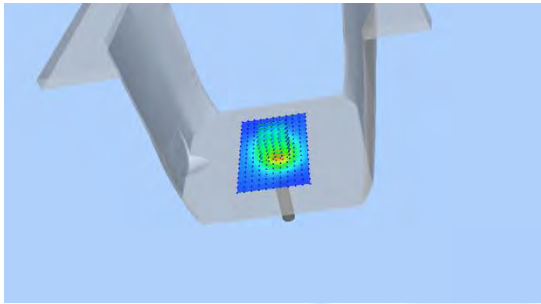
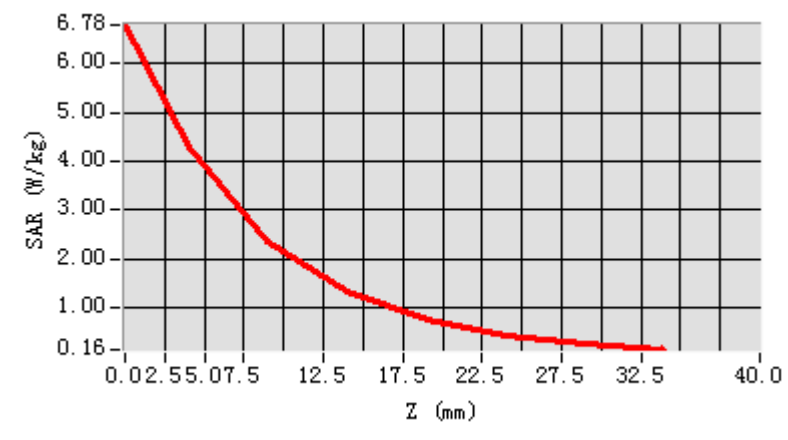
|                       |                  |
|-----------------------|------------------|
| Phantom               | Validation plane |
| Device Position       | -                |
| Band                  | 1900MHz          |
| Channels              | -                |
| Signal                | CW               |
| Frequency (MHz)       | 1900MHz          |
| Relative permittivity | 41.05            |
| Conductivity (S/m)    | 1.41             |
| Probe                 | SN 07/21 EPGO352 |
| ConvF:                | 1.78             |
| Crest factor:         | 1:1              |



Maximum location: X=3.00, Y=-2.00

|                |          |
|----------------|----------|
| SAR 10g (W/Kg) | 2.044788 |
| SAR 1g (W/Kg)  | 3.899276 |

### Z Axis Scan

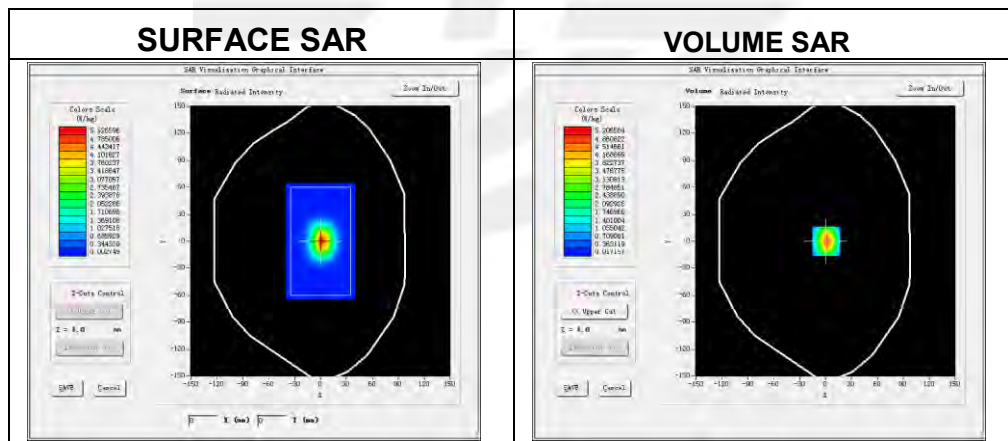


**System Performance Check Data (2450MHz)**

Type: Phone measurement (Complete)  
 Area scan resolution: dx=8mm, dy=8mm  
 Zoom scan resolution: dx=8mm, dy=8mm, dz=5mm  
 Date of measurement: 2022-08-22

**Experimental conditions.**

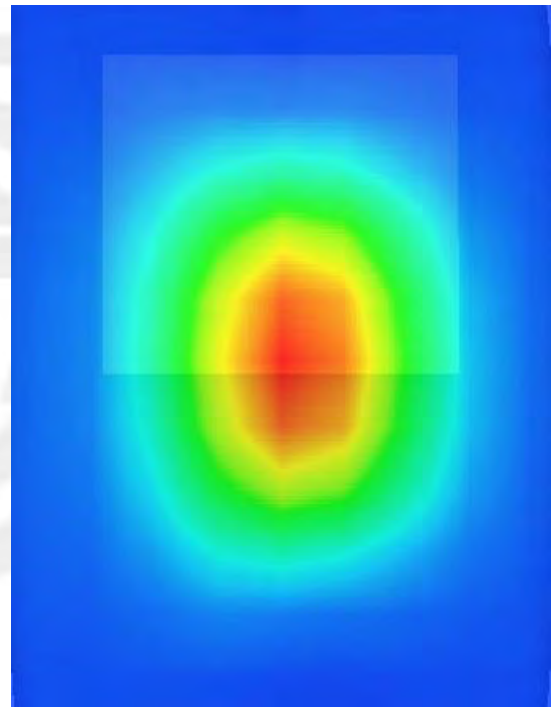
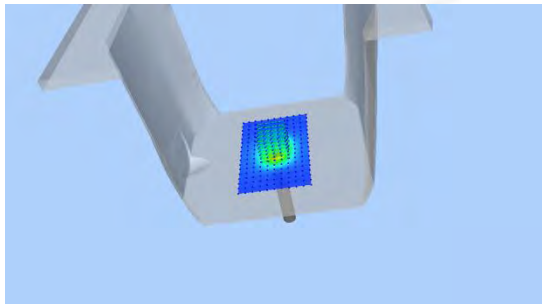
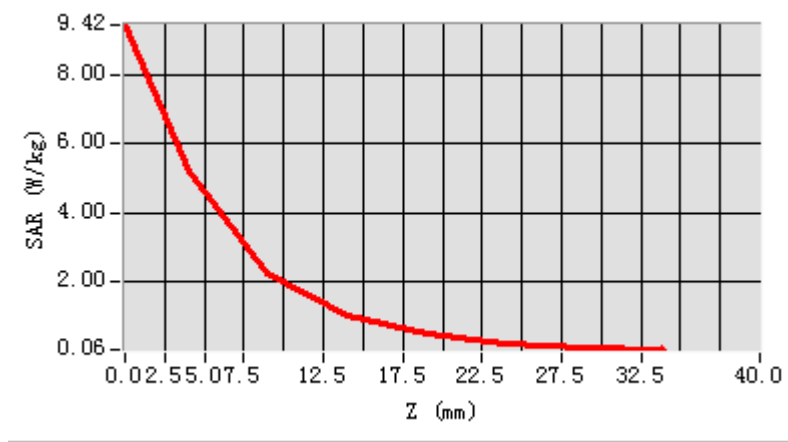
|                       |                  |
|-----------------------|------------------|
| Device Position       | Validation plane |
| Band                  | 2450 MHz         |
| Channels              | -                |
| Signal                | CW               |
| Frequency (MHz)       | 2450             |
| Relative permittivity | 39.53            |
| Conductivity (S/m)    | 1.85             |
| Probe                 | SN 07/21 EPGO352 |
| ConvF                 | 1.75             |
| Crest factor:         | 1:1              |



**Maximum location: X=1.00, Y=0.00**

|                |          |
|----------------|----------|
| SAR 10g (W/Kg) | 2.407674 |
| SAR 1g (W/Kg)  | 5.442910 |

### Z Axis Scan







**System Performance Check Data(2600MHz)**

Type: Phone measurement (Complete)

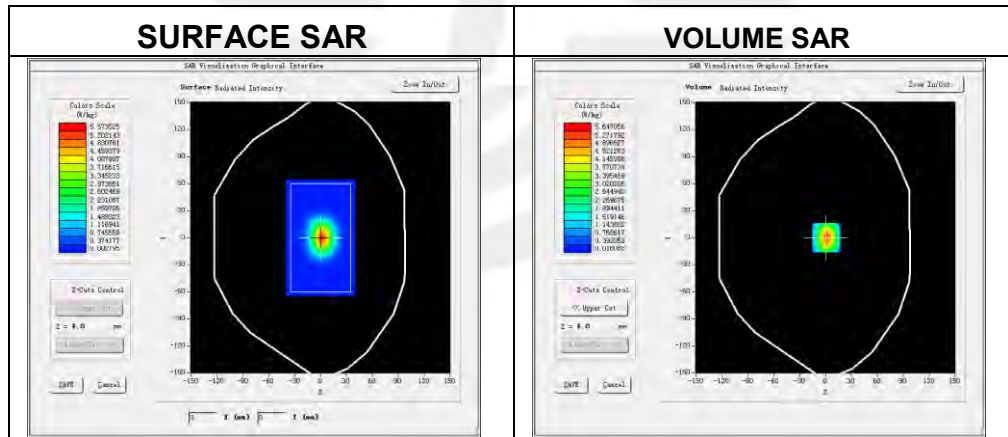
Area scan resolution: dx=8mm,dy=8mm

Zoom scan resolution: dx=8mm, dy=8mm, dz=5mm

Date of measurement: 2022-08-26

**Experimental conditions.**

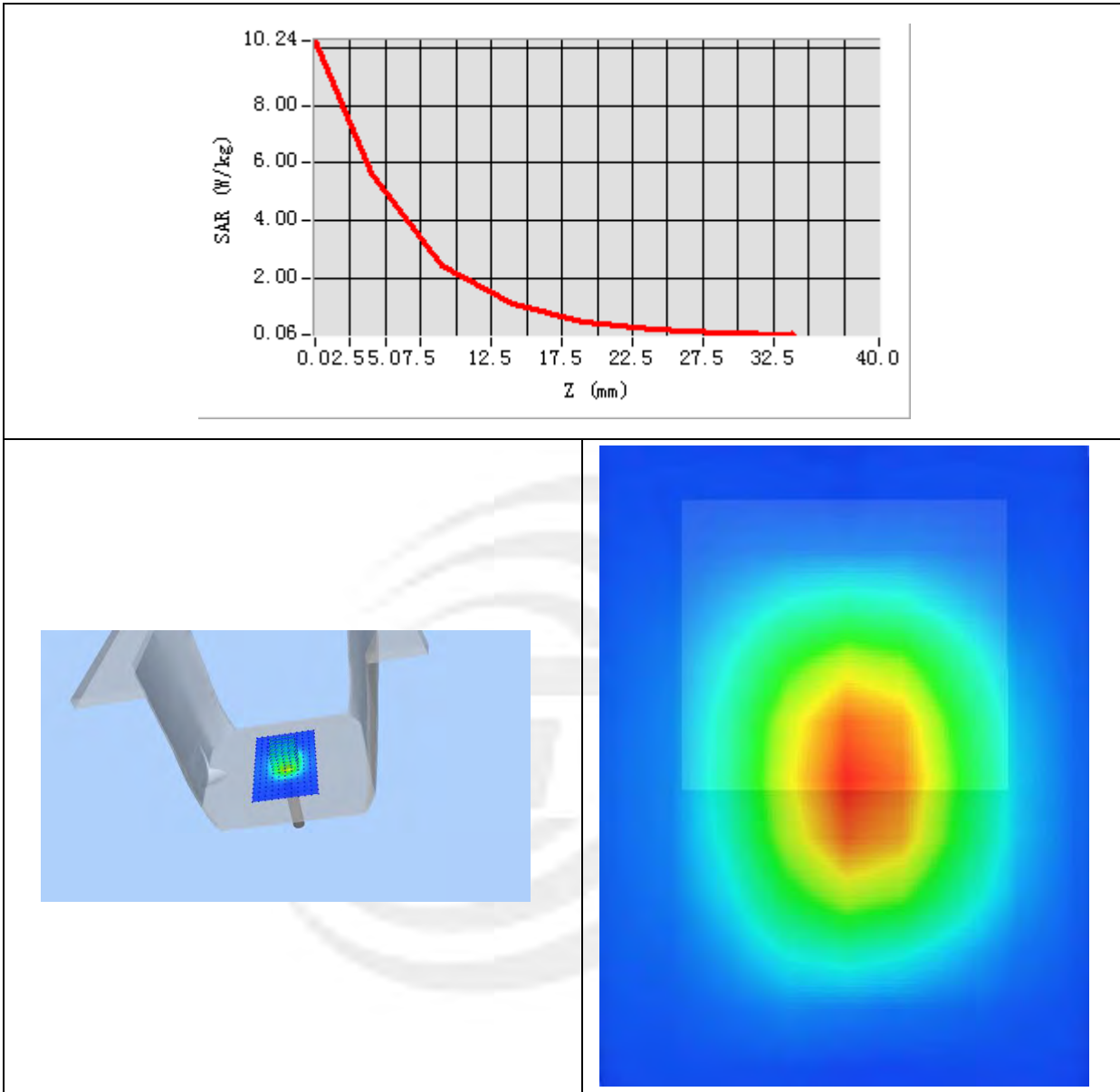
|                       |                  |
|-----------------------|------------------|
| Device Position       | Validation plane |
| Band                  | 2600 MHz         |
| Channels              | -                |
| Signal                | CW               |
| Frequency (MHz)       | 2600             |
| Relative permittivity | 39.93            |
| Conductivity (S/m)    | 1.99             |
| Probe                 | SN 07/21 EPGO352 |
| ConvF                 | 1.63             |
| Crest factor:         | 1:1              |



**Maximum location: X=1.00, Y=0.00**

|                |          |
|----------------|----------|
| SAR 10g (W/Kg) | 2.478584 |
| SAR 1g (W/Kg)  | 5.662053 |

### Z Axis Scan



### System Performance Check Data (5200MHz)

Type: Dipole measurement (Complete)

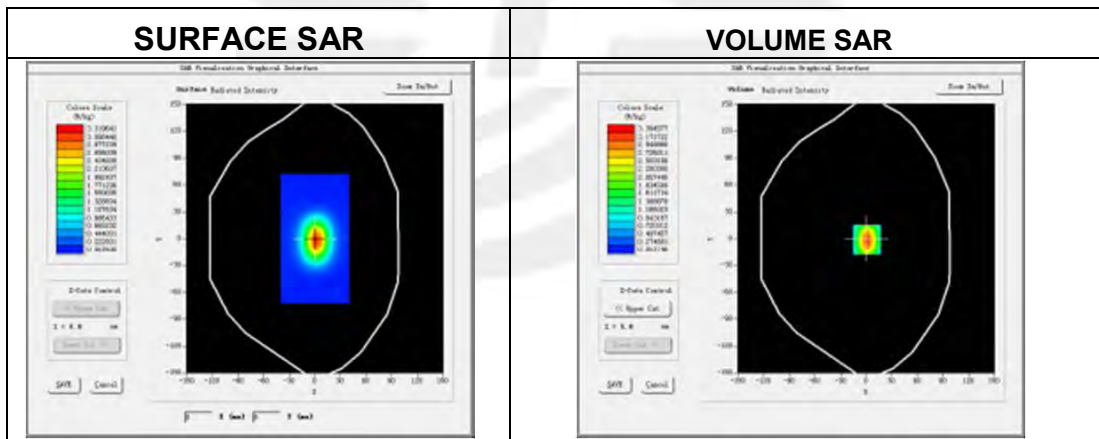
Area scan resolution: dx=8mm,dy=8mm

Zoom scan resolution: dx=4mm, dy=4mm, dz=2mm

Date of measurement: 2022-08-31

### Experimental conditions.

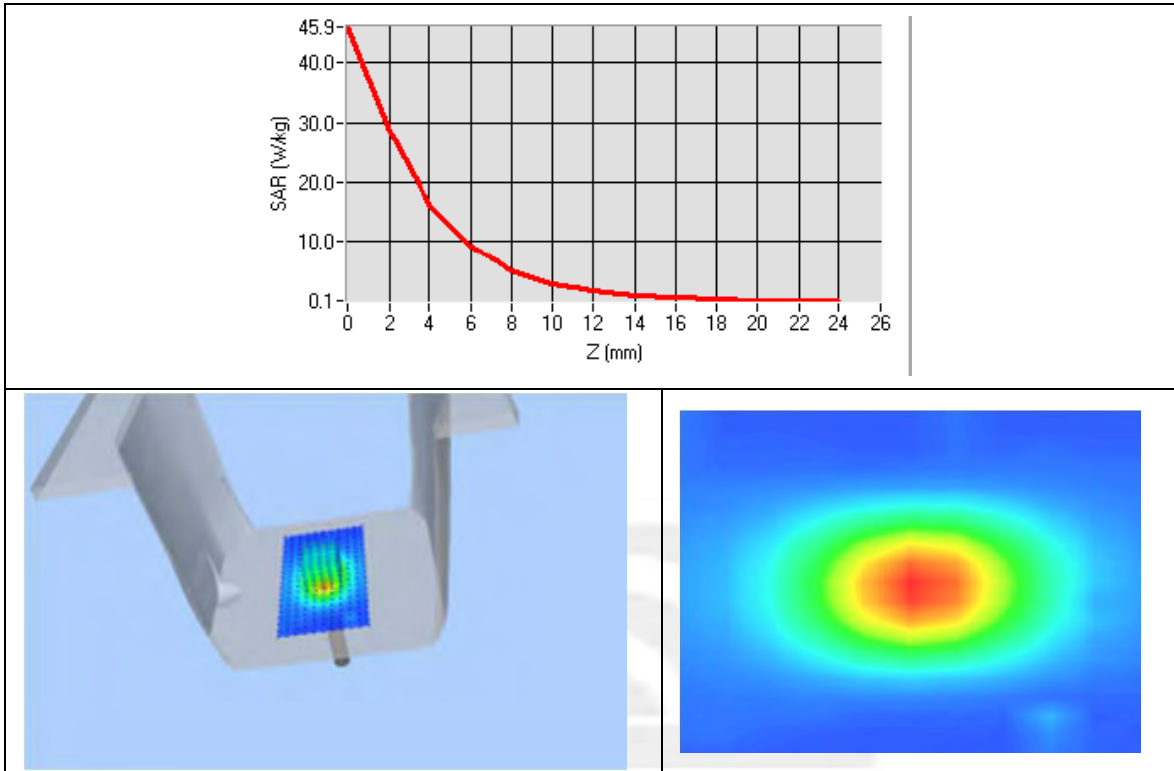
|                       |                  |
|-----------------------|------------------|
| Device Position       | Validation plane |
| Band                  | 5200 MHz         |
| Channels              | -                |
| Signal                | CW               |
| Frequency (MHz)       | 5200             |
| Relative permittivity | 36.30            |
| Conductivity (S/m)    | 4.63             |
| Probe                 | SN 07/21 EPGO352 |
| ConvF                 | 1.65             |
| Crest factor:         | 1:1              |



Maximum location: X=7.00, Y=2.00

|                |           |
|----------------|-----------|
| SAR 10g (W/Kg) | 5.692882  |
| SAR 1g (W/Kg)  | 15.998569 |

### Z Axis Scan



**System Performance Check Data (5600MHz)**

Type: Dipole measurement (Complete)

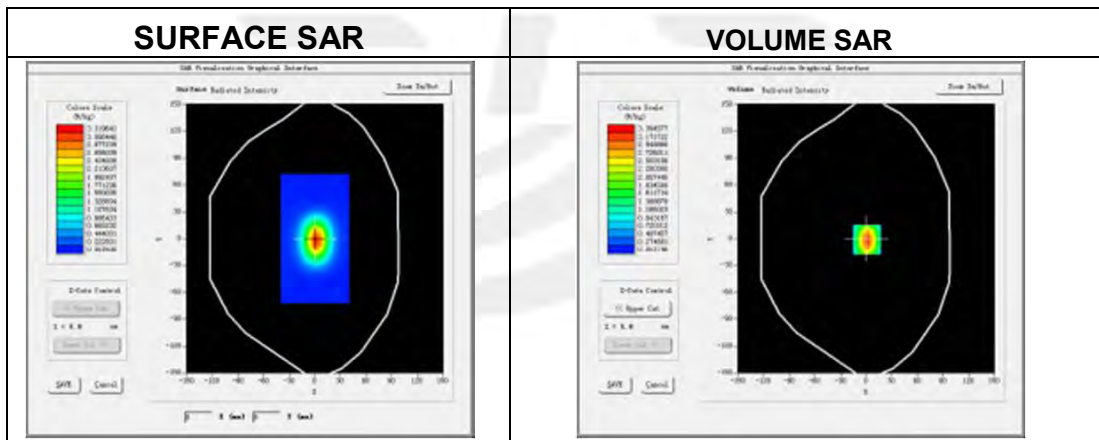
Area scan resolution: dx=8mm,dy=8mm

Zoom scan resolution: dx=8mm, dy=8mm, dz=5mm

Date of measurement: 2022-08-31

**Experimental conditions.**

|                       |                  |
|-----------------------|------------------|
| Device Position       | Validation plane |
| Band                  | 5600 MHz         |
| Channels              | -                |
| Signal                | CW               |
| Frequency (MHz)       | 5600             |
| Relative permittivity | 36.51            |
| Conductivity (S/m)    | 5.06             |
| Probe                 | SN 07/21 EPGO352 |
| ConvF                 | 1.64             |
| Crest factor:         | 1:1              |

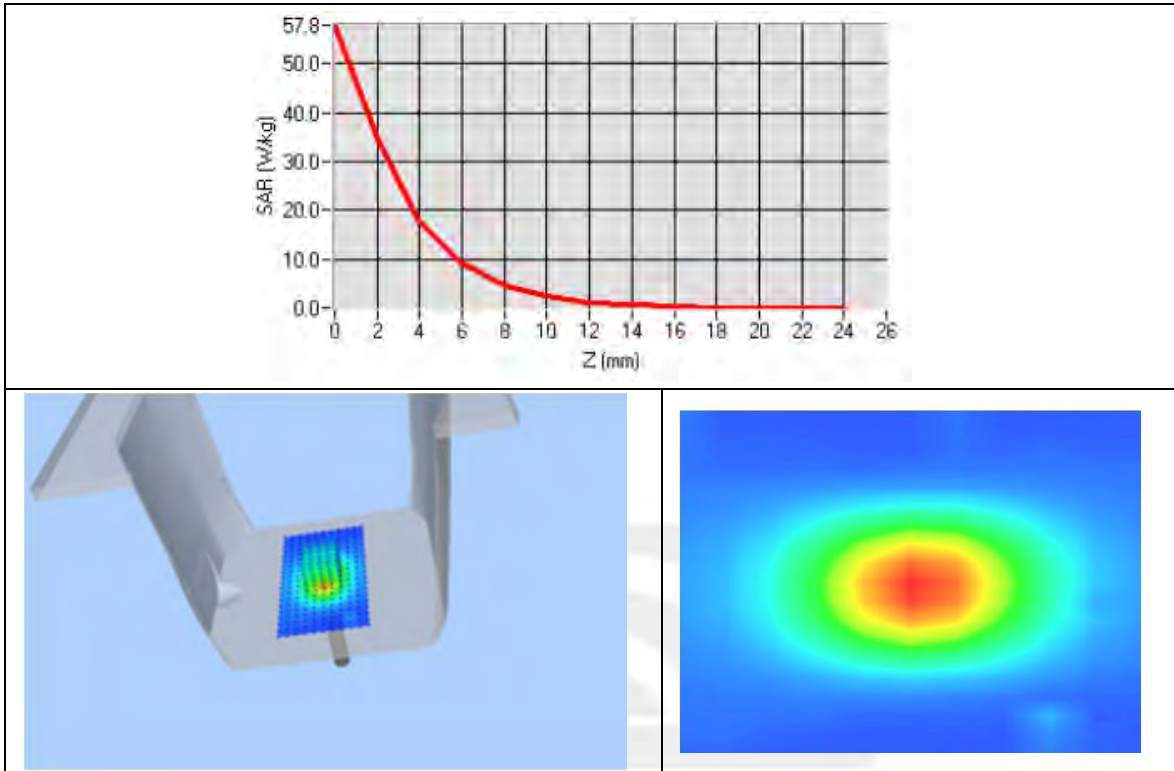


**Maximum location: X=7.00, Y=2.00**

|                |           |
|----------------|-----------|
| SAR 10g (W/Kg) | 5.693289  |
| SAR 1g (W/Kg)  | 17.887902 |



### Z Axis Scan



### System Performance Check Data (5800MHz)

Type: Dipole measurement (Complete)

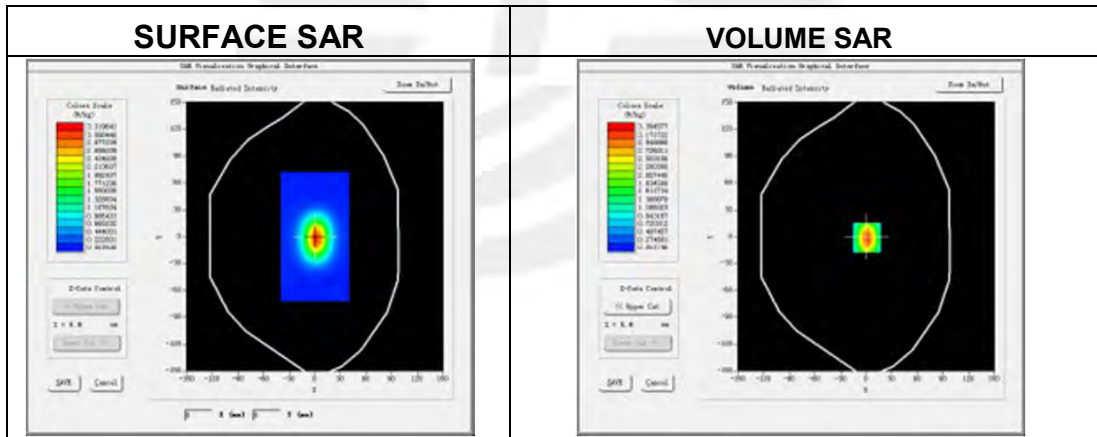
Area scan resolution: dx=8mm,dy=8mm

Zoom scan resolution: dx=8mm, dy=8mm, dz=5mm

Date of measurement: 2022-08-31

### Experimental conditions.

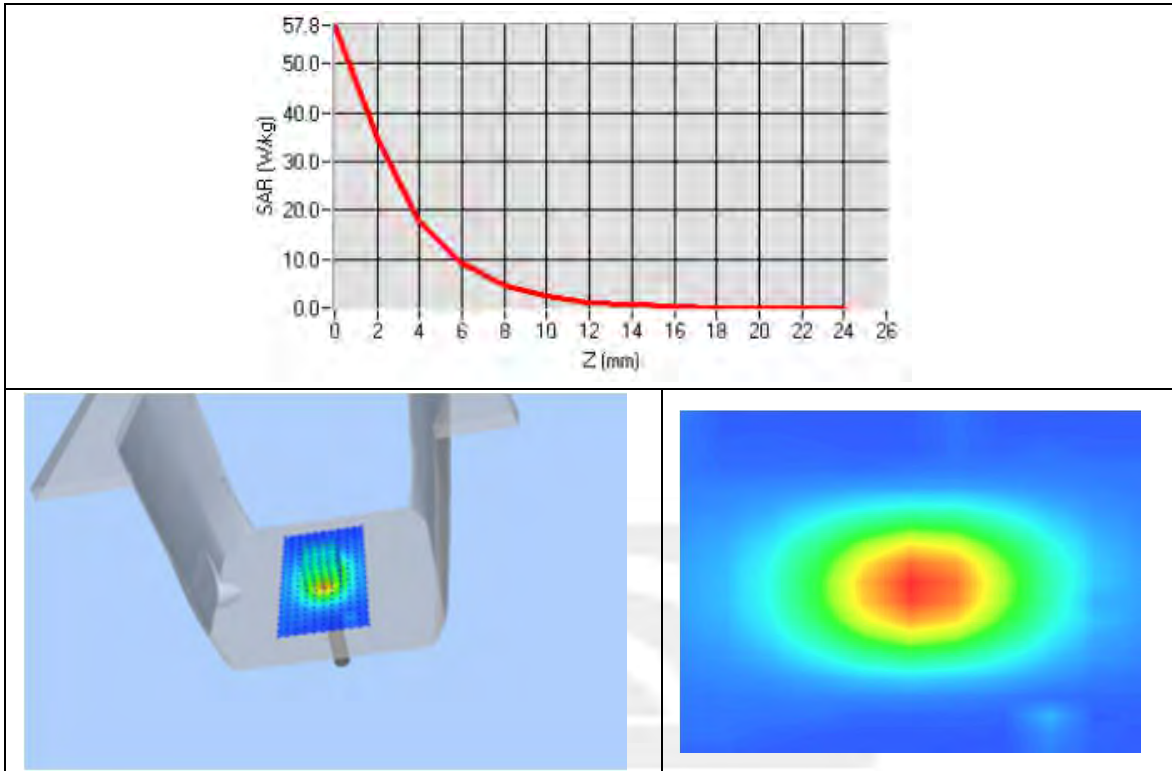
|                       |                  |
|-----------------------|------------------|
| Device Position       | Validation plane |
| Band                  | 5800 MHz         |
| Channels              | -                |
| Signal                | CW               |
| Frequency (MHz)       | 5800             |
| Relative permittivity | 36.37            |
| Conductivity (S/m)    | 5.28             |
| Probe                 | SN 07/21 EPGO352 |
| ConvF                 | 1.64             |
| Crest factor:         | 1:1              |



Maximum location: X=7.00, Y=2.00

|                |           |
|----------------|-----------|
| SAR 10g (W/Kg) | 6.142982  |
| SAR 1g (W/Kg)  | 18.937882 |

### Z Axis Scan



## Appendix B. SAR Test Plots

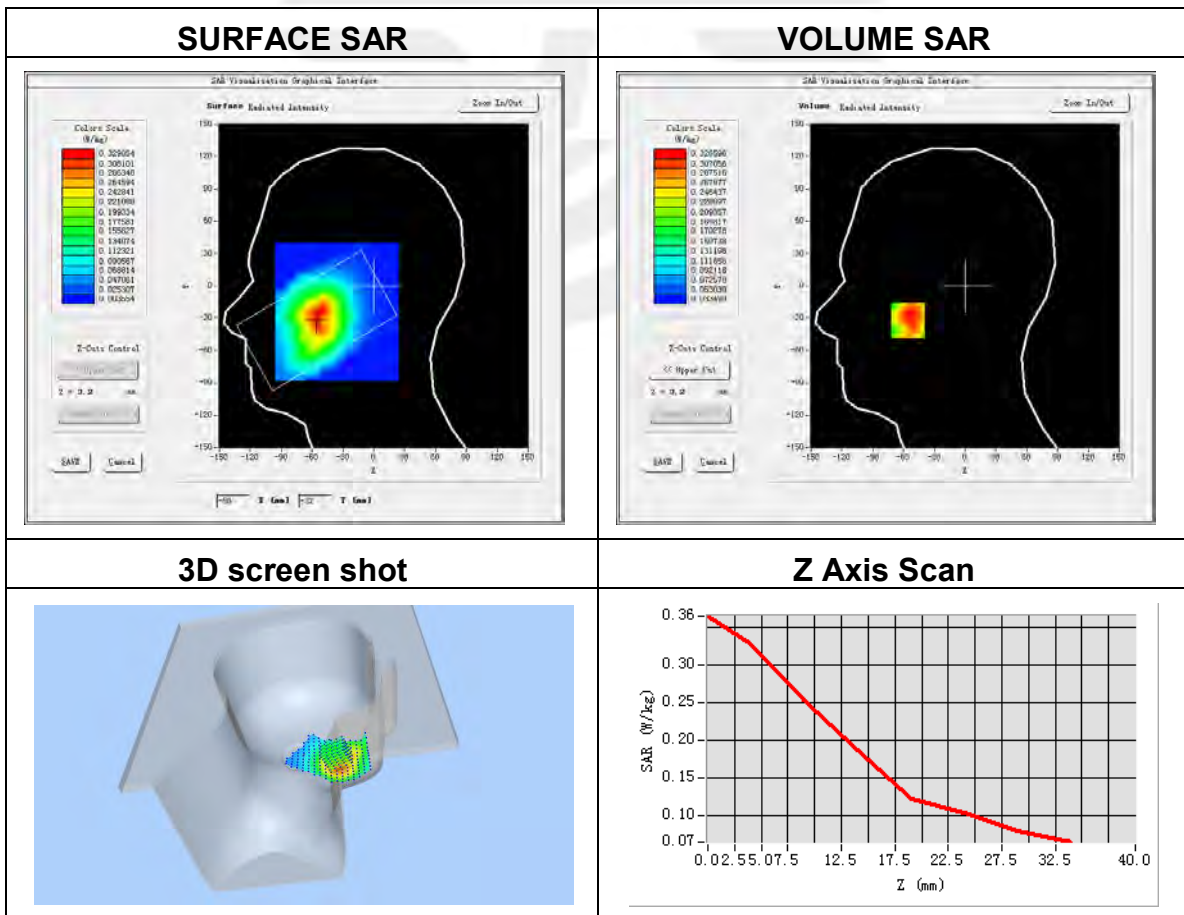
### Plot 1: DUT: Portable Translator; EUT Model: T1

|                                   |   |
|-----------------------------------|---|
| Test Date                         | 2022-08-09  |
| Probe                             | SN 07/21 EPGO352  |
| Area Scan                         | dx=8mm, dy=8mm, h= 5.00 mm  |
| Zoom Scan                         | 5x5x7, dx=8mm, dy=8mm, dz=5mm, Complete/ndx=8mm, dy=8mm, h= 5.00 mm |
| Phantom                           | Left Cheek  |
| Device Position                   | Cheek   |
| Band                              | GPRS 850  |
| Signal                            | Duty Cycle: 2.00 (Crest factor: 2.0)                                |
| Frequency (MHz)                   | 836.6   |
| Relative permittivity (real part) | 42.39   |
| Conductivity (S/m)                | 0.91  |

Maximum location: X=-56.00, Y=-32.00

SAR Peak: 0.50 W/kg

|                |          |
|----------------|----------|
| SAR 10g (W/Kg) | 0.212943 |
| SAR 1g (W/Kg)  | 0.320308 |



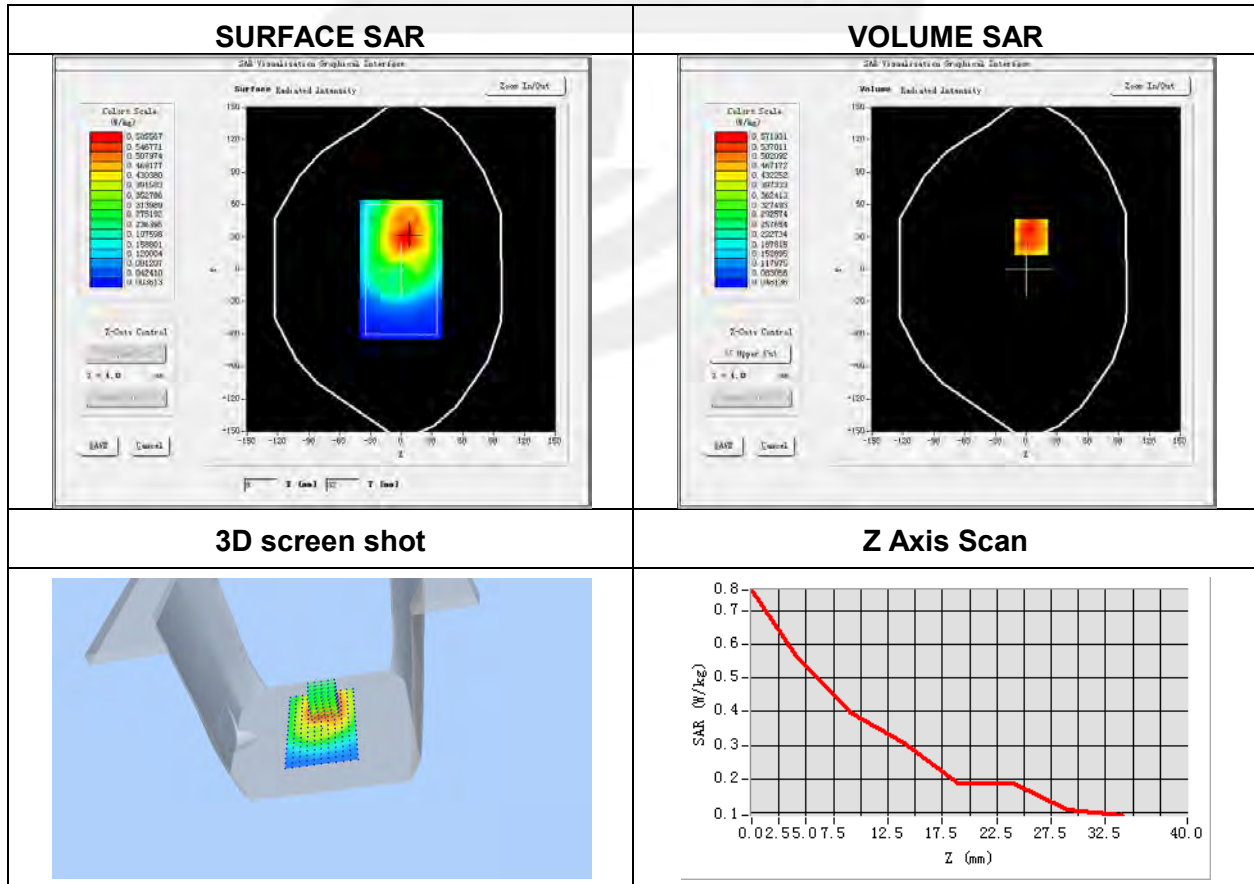
**Plot 2: DUT: Portable Translator; EUT Model: T1**

|                                   |   |
|-----------------------------------|---|
| Test Date                         | 2022-08-09  |
| Probe                             | SN 07/21 EPGO352  |
| Area Scan                         | dx=8mm, dy=8mm, h= 5.00 mm  |
| Zoom Scan                         | 5x5x7, dx=8mm, dy=8mm, dz=5mm, Complete/ndx=8mm, dy=8mm, h= 5.00 mm |
| Phantom                           | Validation plane  |
| Device Position                   | Back Side   |
| Band                              | GPRS 850  |
| Signal                            | Duty Cycle: 2.00 (Crest factor: 2.0)                                |
| Frequency (MHz)                   | 836.6   |
| Relative permittivity (real part) | 42.39   |
| Conductivity (S/m)                | 0.91  |

Maximum location: X=5.00, Y=30.00

SAR Peak: 0.86 W/kg

|                |          |
|----------------|----------|
| SAR 10g (W/Kg) | 0.379978 |
| SAR 1g (W/Kg)  | 0.554779 |





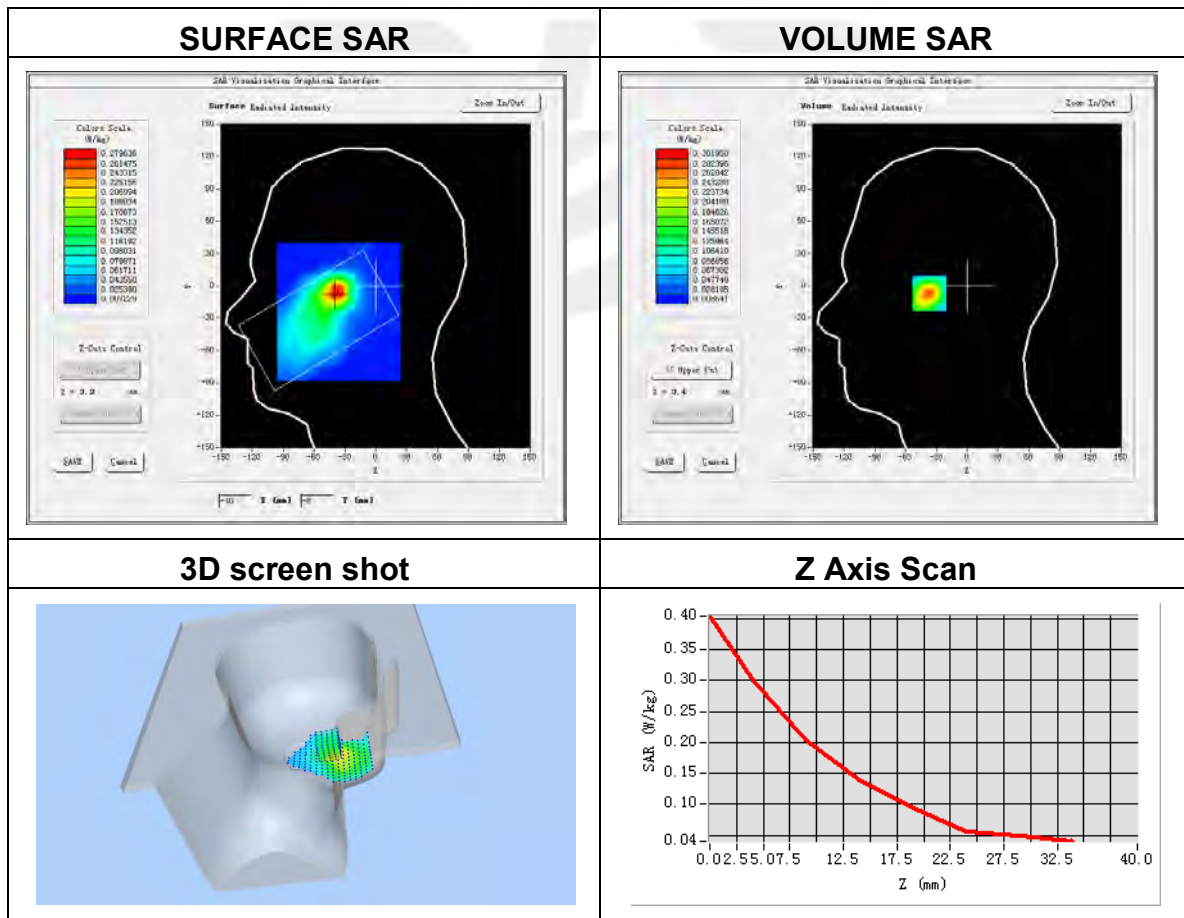
**Plot 3: DUT: Portable Translator; EUT Model: T1**

|                                   |  |
|-----------------------------------|--|
| Test Date                         | 2022-08-11   |
| Probe                             | SN 07/21 EPGO352   |
| Area Scan                         | dx=8mm, dy=8mm, h= 5.00 mm   |
| Zoom Scan                         | 5x5x7, dx=8mm, dy=8mm, dz=5mm,<br>Complete/ndx=8mm, dy=8mm, h= 5.00 mm |
| Phantom                           | Left head  |
| Device Position                   | Cheek  |
| Band                              | GPRS 1900  |
| Signal                            | Duty Cycle: 2.00 (Crest factor: 2.0)                                   |
| Frequency (MHz)                   | 1850.2   |
| Relative permittivity (real part) | 40.26  |
| Conductivity (S/m)                | 1.43   |

Maximum location: X=-37.00, Y=-5.00

SAR Peak: 0.42 W/kg

|                |          |
|----------------|----------|
| SAR 10g (W/Kg) | 0.154836 |
| SAR 1g (W/Kg)  | 0.272008 |



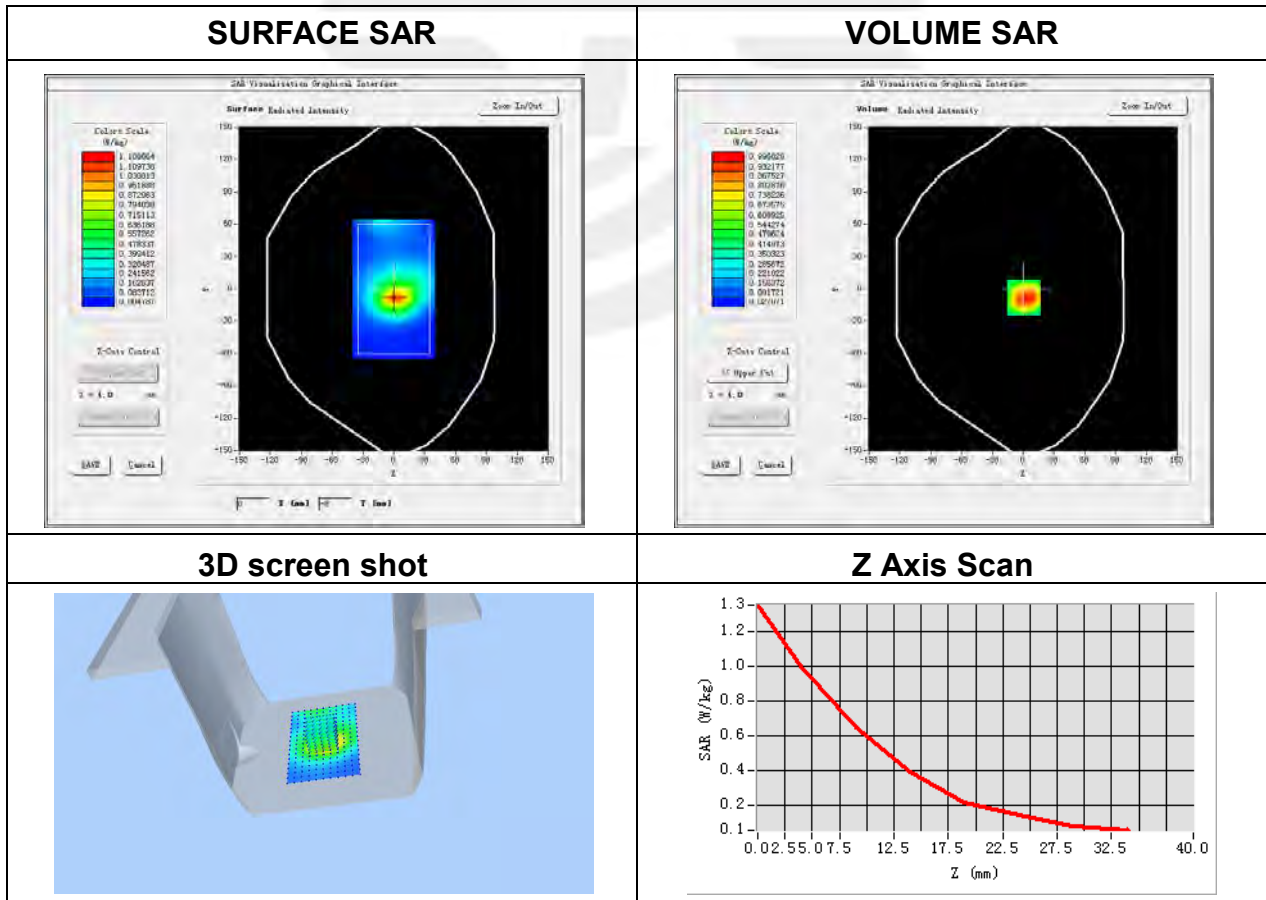
**Plot 4: DUT: Portable Translator; EUT Model: T1**

|                                   |   |
|-----------------------------------|---|
| Test Date                         | 2022-08-11  |
| Probe                             | SN 07/21 EPGO352  |
| Area Scan                         | dx=8mm, dy=8mm, h= 5.00 mm  |
| Zoom Scan                         | 5x5x7, dx=8mm, dy=8mm, dz=5mm, Complete/ndx=8mm, dy=8mm, h= 5.00 mm |
| Phantom                           | Validation plane  |
| Device Position                   | Back Side   |
| Band                              | GPRS 1900   |
| Signal                            | Duty Cycle: 2.00 (Crest factor: 2.0)                                |
| Frequency (MHz)                   | 1850.2  |
| Relative permittivity (real part) | 40.26   |
| Conductivity (S/m)                | 1.43  |

Maximum location: X=1.00, Y=-8.00

SAR Peak: 1.50 W/kg

|                |          |
|----------------|----------|
| SAR 10g (W/Kg) | 0.523442 |
| SAR 1g (W/Kg)  | 0.943816 |



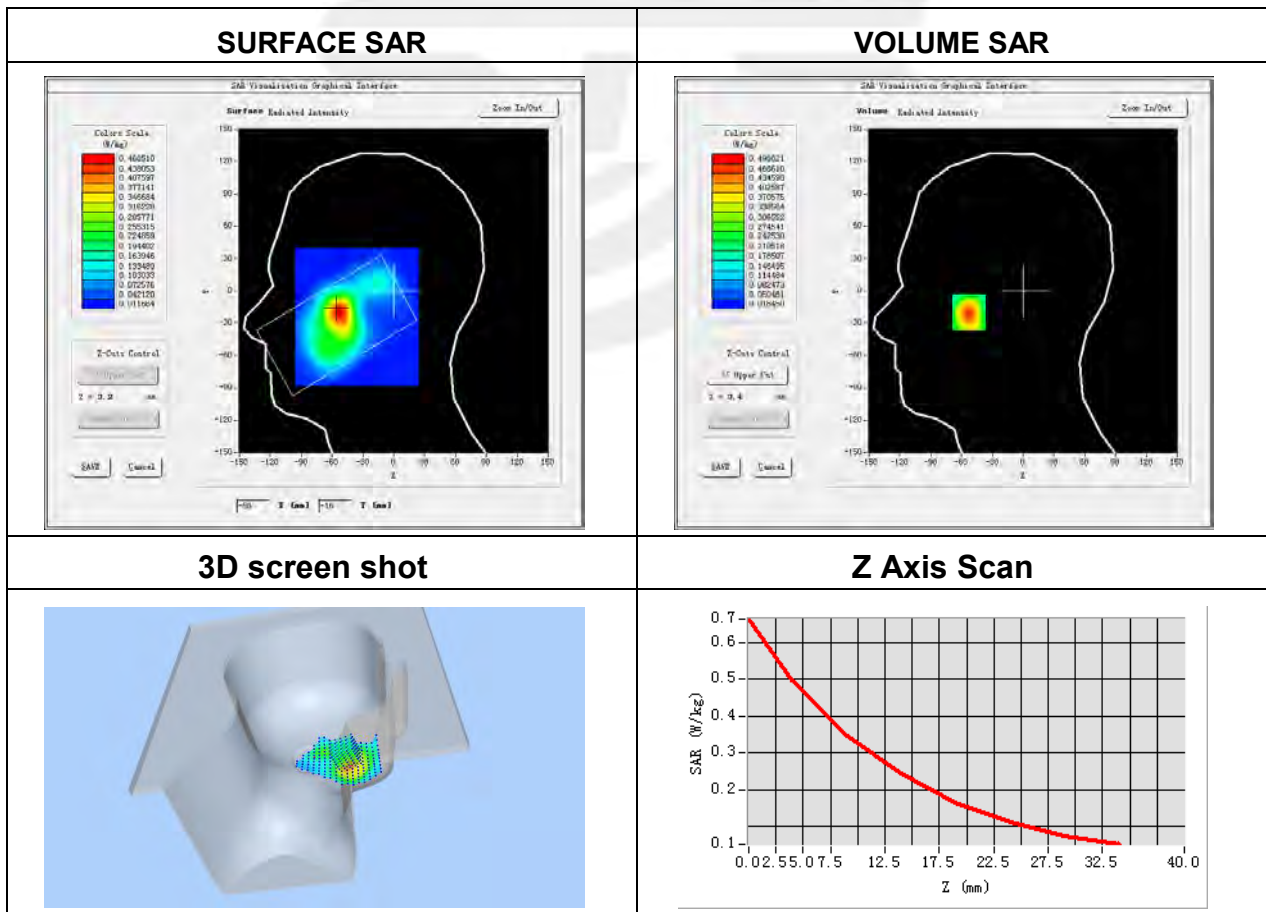
**Plot 5: DUT: Portable Translator; EUT Model: T1**

|                                   |   |
|-----------------------------------|---|
| Test Date                         | 2022-08-11  |
| Probe                             | SN 07/21 EPGO352  |
| Area Scan                         | dx=8mm, dy=8mm, h= 5.00 mm  |
| Zoom Scan                         | 5x5x7, dx=8mm, dy=8mm, dz=5mm, Complete/ndx=8mm, dy=8mm, h= 5.00 mm |
| Phantom                           | Left head   |
| Device Position                   | Cheek   |
| Band                              | WCDMA II  |
| Signal                            | WCDMA (Crest factor: 1.0)   |
| Frequency (MHz)                   | 1907.6  |
| Relative permittivity (real part) | 40.23   |
| Conductivity (S/m)                | 1.38  |

Maximum location: X=-53.00, Y=-19.00

SAR Peak: 0.67 W/kg

|                |          |
|----------------|----------|
| SAR 10g (W/Kg) | 0.282662 |
| SAR 1g (W/Kg)  | 0.474308 |



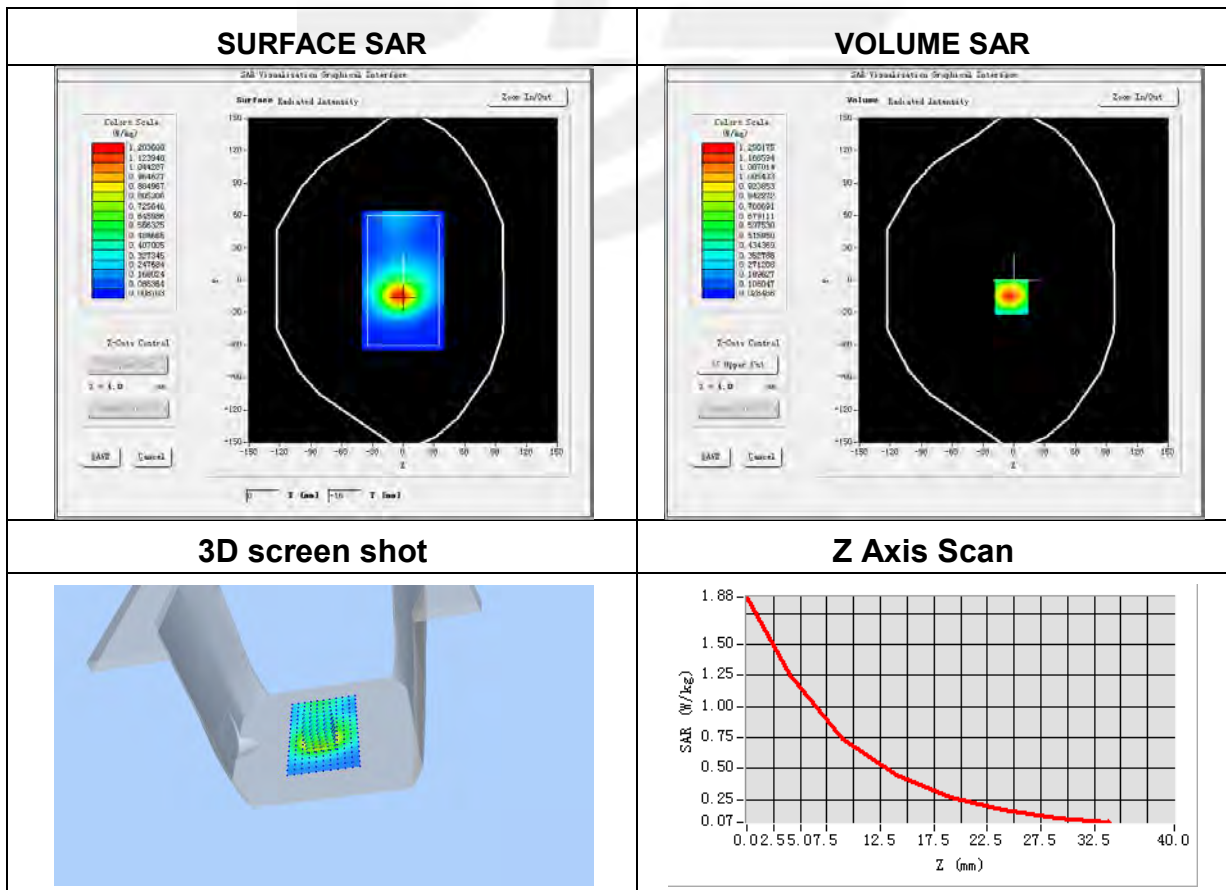
**Plot 6: DUT: Portable Translator; EUT Model: T1**

|                                   |  |
|-----------------------------------|--|
| Test Date                         | 2022-08-11   |
| Probe                             | SN 07/21 EPGO352   |
| ConvF                             | 1.84   |
| Area Scan                         | dx=8mm, dy=8mm, h= 5.00 mm   |
| Zoom Scan                         | 5x5x7, dx=8mm, dy=8mm, dz=5mm,<br>Complete/ndx=8mm, dy=8mm, h= 5.00 mm |
| Phantom                           | Validation plane   |
| Device Position                   | Back Side  |
| Band                              | WCDMA II   |
| Signal                            | WCDMA (Crest factor: 1.0)  |
| Frequency (MHz)                   | 1907.6   |
| Relative permittivity (real part) | 40.23  |
| Conductivity (S/m)                | 1.38   |

Maximum location: X=-2.00, Y=-15.00

SAR Peak: 1.88 W/kg

|                |          |
|----------------|----------|
| SAR 10g (W/Kg) | 0.633447 |
| SAR 1g (W/Kg)  | 1.187102 |





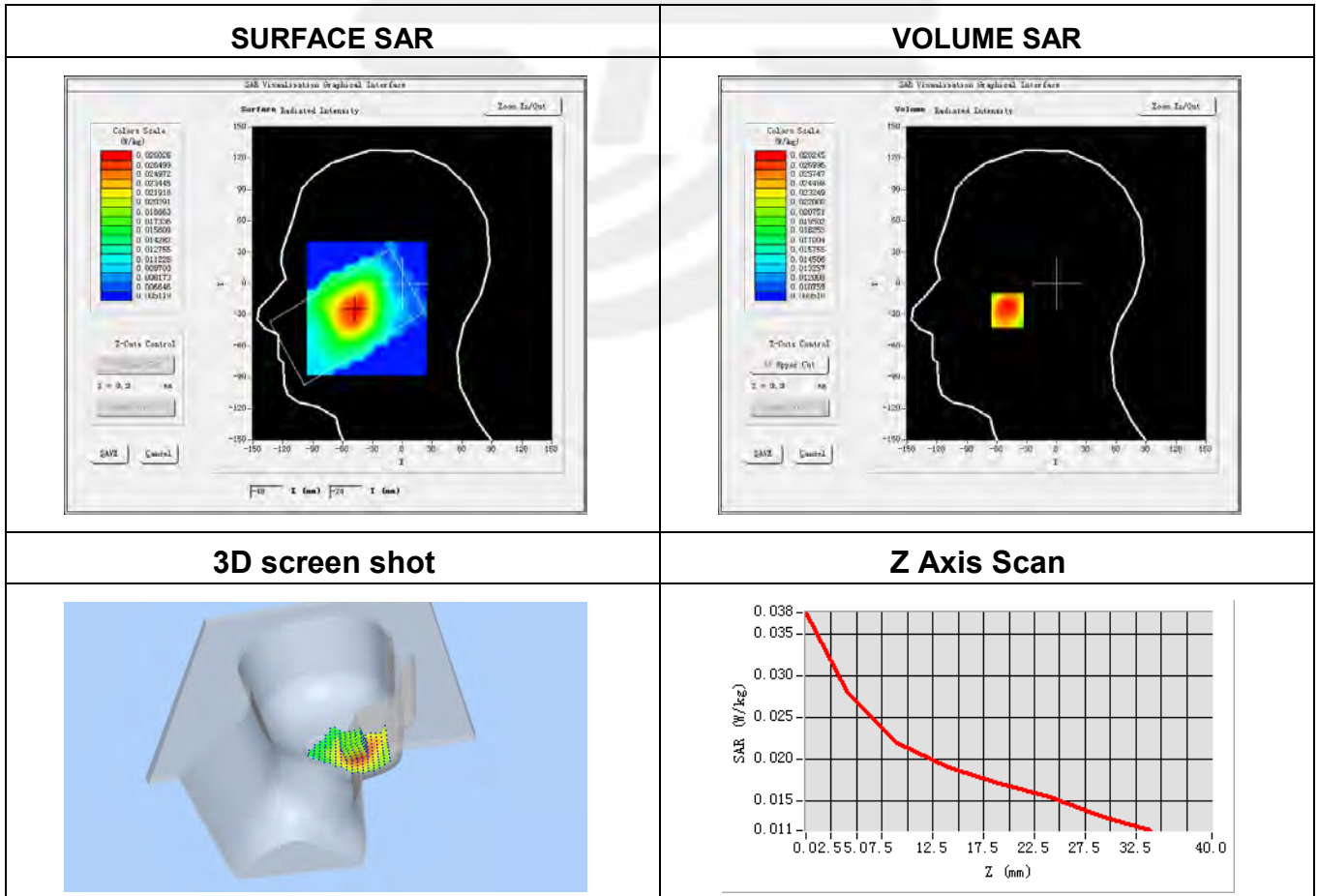
**Plot 7: DUT: Portable Translator; EUT Model: T1**

|                                   |   |
|-----------------------------------|---|
| Test Date                         | 2022-06-17  |
| Probe                             | SN 07/21 EPG0352  |
| Area Scan                         | dx=8mm, dy=8mm, h= 5.00 mm  |
| Zoom Scan                         | 5x5x7, dx=8mm, dy=8mm, dz=5mm, Complete/ndx=8mm, dy=8mm, h= 5.00 mm |
| Phantom                           | Left head   |
| Device Position                   | Cheek   |
| Band                              | WCDMA V   |
| Signal                            | WCDMA (Crest factor: 1.0)   |
| Frequency (MHz)                   | 826.4   |
| Relative permittivity (real part) | 41.39   |
| Conductivity (S/m)                | 0.91  |

Maximum location: X=-49.00, Y=-26.00

SAR Peak: 0.04 W/kg

|                |          |
|----------------|----------|
| SAR 10g (W/Kg) | 0.021813 |
| SAR 1g (W/Kg)  | 0.029261 |





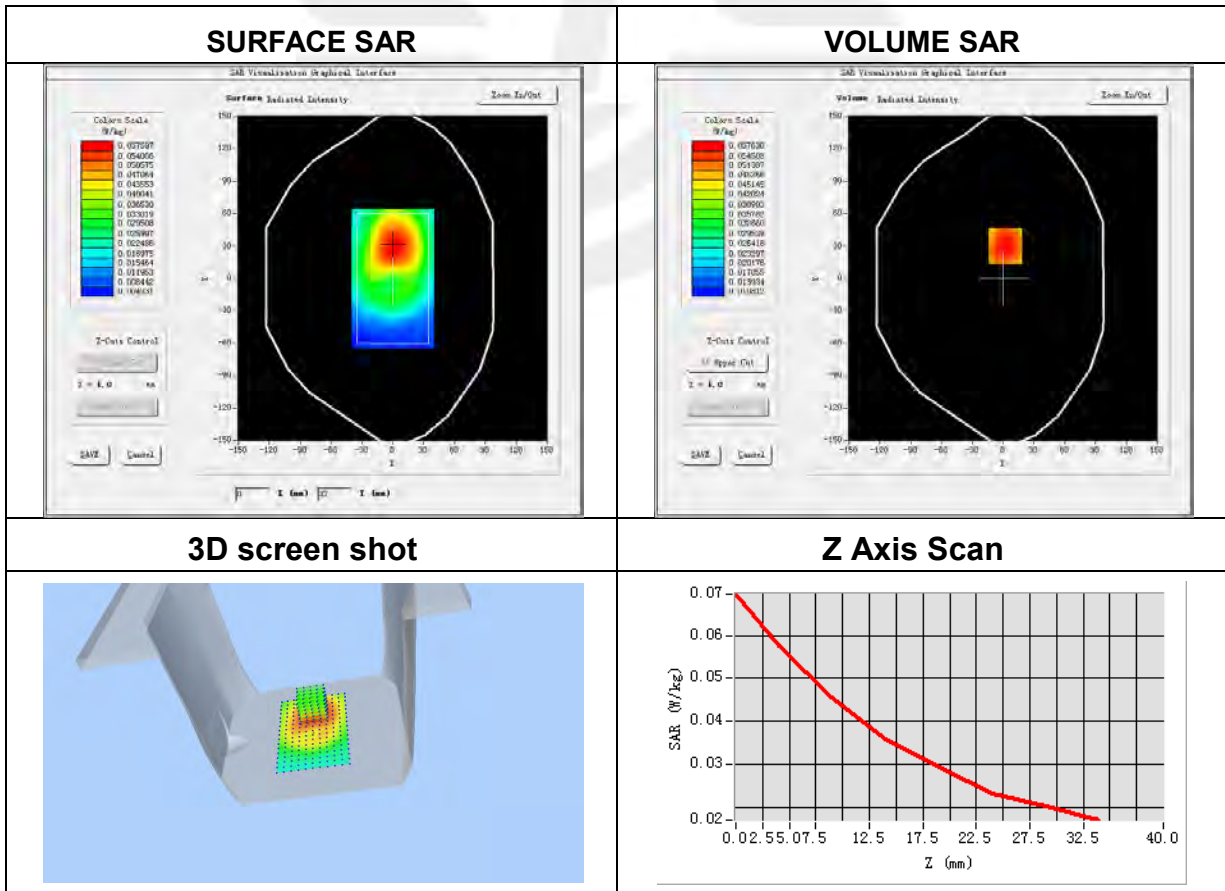
**Plot 8: DUT: Portable Translator; EUT Model: T1**

|                                   |  |
|-----------------------------------|--|
| Test Date                         | 2022-08-09   |
| Probe                             | SN 07/21 EPGO352   |
| ConvF                             | 1.60   |
| Area Scan                         | dx=8mm, dy=8mm, h= 5.00 mm   |
| Zoom Scan                         | 5x5x7, dx=8mm, dy=8mm, dz=5mm,<br>Complete/ndx=8mm, dy=8mm, h= 5.00 mm |
| Phantom                           | Validation plane   |
| Device Position                   | Back Side  |
| Band                              | WCDMA V  |
| Signal                            | WCDMA (Crest factor: 1.0)  |
| Frequency (MHz)                   | 826.4  |
| Relative permittivity (real part) | 41.39  |
| Conductivity (S/m)                | 0.91   |

Maximum location: X=2.00, Y=30.00

SAR Peak: 0.07 W/kg

|                |          |
|----------------|----------|
| SAR 10g (W/Kg) | 0.042335 |
| SAR 1g (W/Kg)  | 0.056660 |

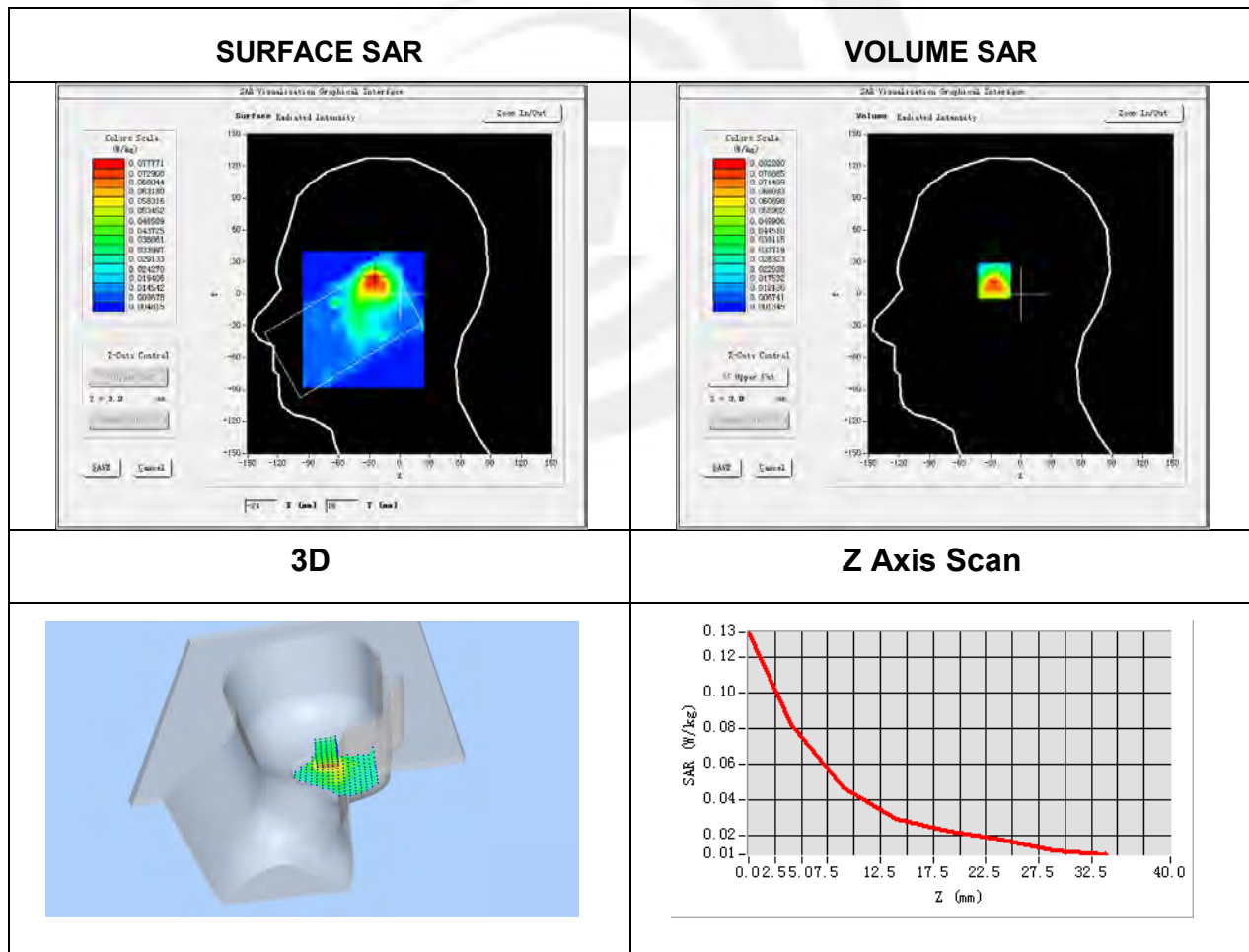


**Plot 9: DUT: Portable Translator; EUT Model: T1**

|                                   |   |
|-----------------------------------|---|
| Test Date                         | 2022-08-22  |
| Probe                             | SN 07/21 EPGO352  |
| Area Scan                         | dx=8mm, dy=8mm, h= 5.00 mm  |
| Zoom Scan                         | 5x5x7, dx=8mm, dy=8mm, dz=5mm, Complete/ndx=8mm, dy=8mm, h= 5.00 mm |
| Phantom                           | Left Cheek  |
| Device Position                   | Cheek   |
| Band                              | IEEE 802.11b ISM  |
| Signal                            | IEEE802.b (Crest factor: 1.0)                                       |
| Frequency (MHz)                   | 2437  |
| Relative permittivity (real part) | 39.67   |
| Conductivity (S/m)                | 1.85  |

Maximum location: X=-25.00, Y=15.00  
SAR Peak: 0.14 W/kg

|                |          |
|----------------|----------|
| SAR 10g (W/Kg) | 0.043802 |
| SAR 1g (W/Kg)  | 0.078826 |



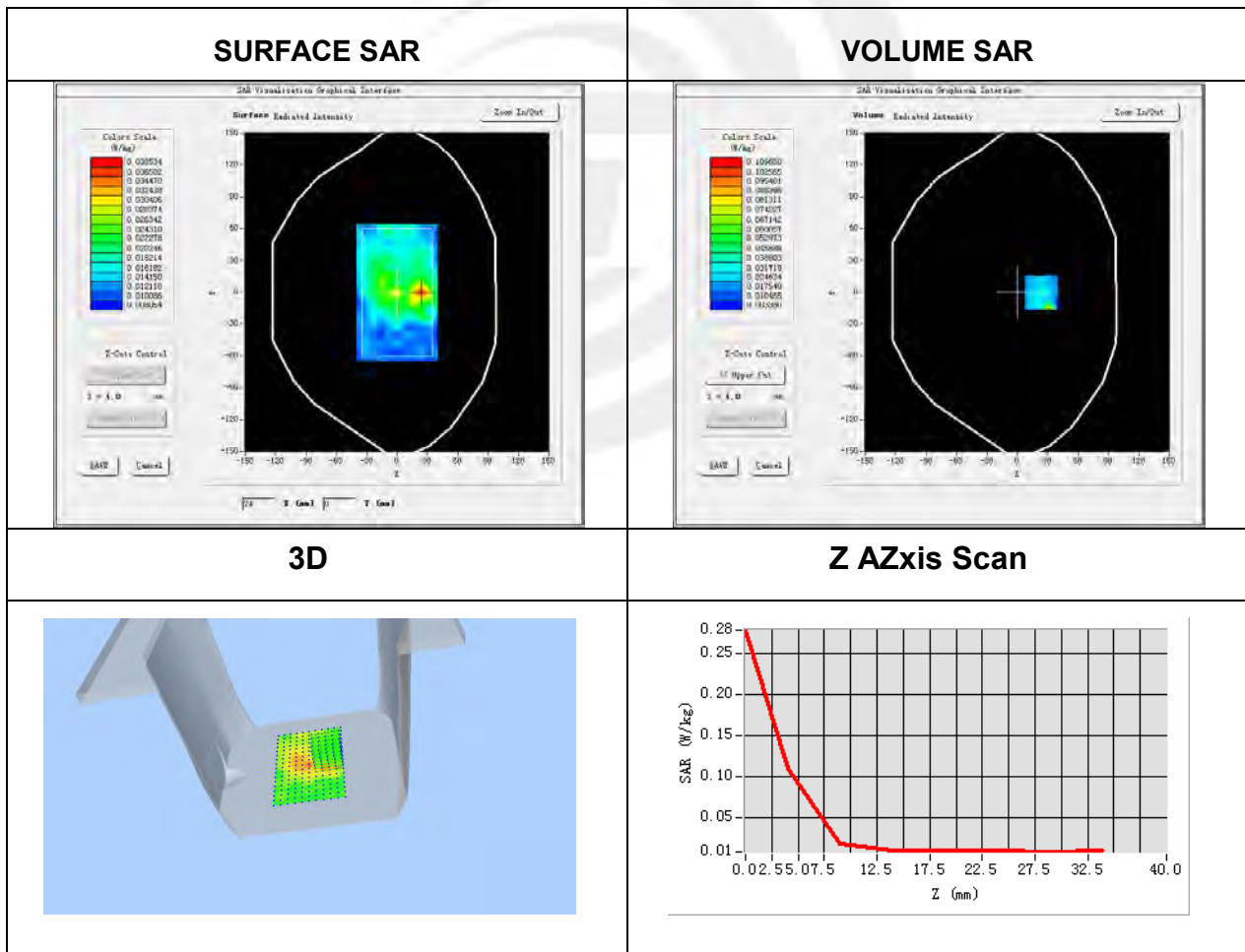
**Plot 10: DUT: Portable Translator; EUT Model: T1**

|                                   |   |
|-----------------------------------|---|
| Test Date                         | 2022-08-22  |
| Probe                             | SN 07/21 EPGO352  |
| Area Scan                         | dx=8mm, dy=8mm, h= 5.00 mm  |
| Zoom Scan                         | 5x5x7, dx=8mm, dy=8mm, dz=5mm, Complete/ndx=8mm, dy=8mm, h= 5.00 mm |
| Phantom                           | Validation plane  |
| Device Position                   | Back Side   |
| Band                              | IEEE 802.11b ISM  |
| Signal                            | IEEE802.b (Crest factor: 1.0)                                       |
| Frequency (MHz)                   | 2437  |
| Relative permittivity (real part) | 39.67   |
| Conductivity (S/m)                | 1.85  |

Maximum location: X=24.00, Y=0.00

SAR Peak: 0.27 W/kg

|                |          |
|----------------|----------|
| SAR 10g (W/Kg) | 0.020958 |
| SAR 1g (W/Kg)  | 0.049881 |

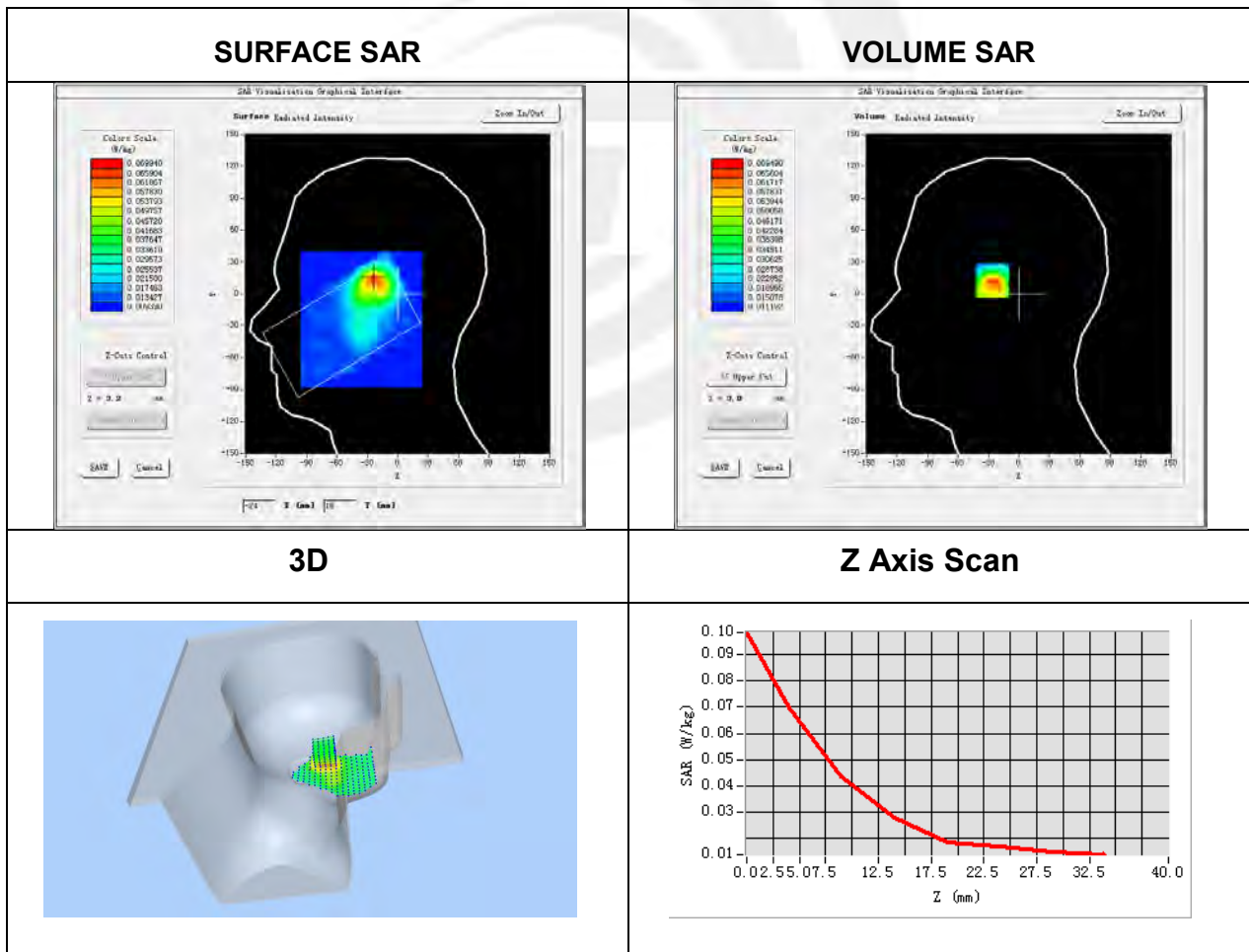


**Plot 11: DUT: Portable Translator; EUT Model: T1**

|                                   |   |
|-----------------------------------|---|
| Test Date                         | 2022-08-22  |
| Probe                             | SN 07/21 EPGO352  |
| Area Scan                         | dx=8mm, dy=8mm, h= 5.00 mm  |
| Zoom Scan                         | 5x5x7, dx=8mm, dy=8mm, dz=5mm, Complete/ndx=8mm, dy=8mm, h= 5.00 mm |
| Phantom                           | Left Cheek  |
| Device Position                   | Cheek   |
| Band                              | BT  |
| Signal                            | GFSK (Crest factor: 1.0)  |
| Frequency (MHz)                   | 2480  |
| Relative permittivity (real part) | 40.38   |
| Conductivity (S/m)                | 1.80  |

Maximum location: X=-24.00, Y=15.00  
SAR Peak: 0.10 W/kg

|                |          |
|----------------|----------|
| SAR 10g (W/Kg) | 0.037543 |
| SAR 1g (W/Kg)  | 0.062674 |





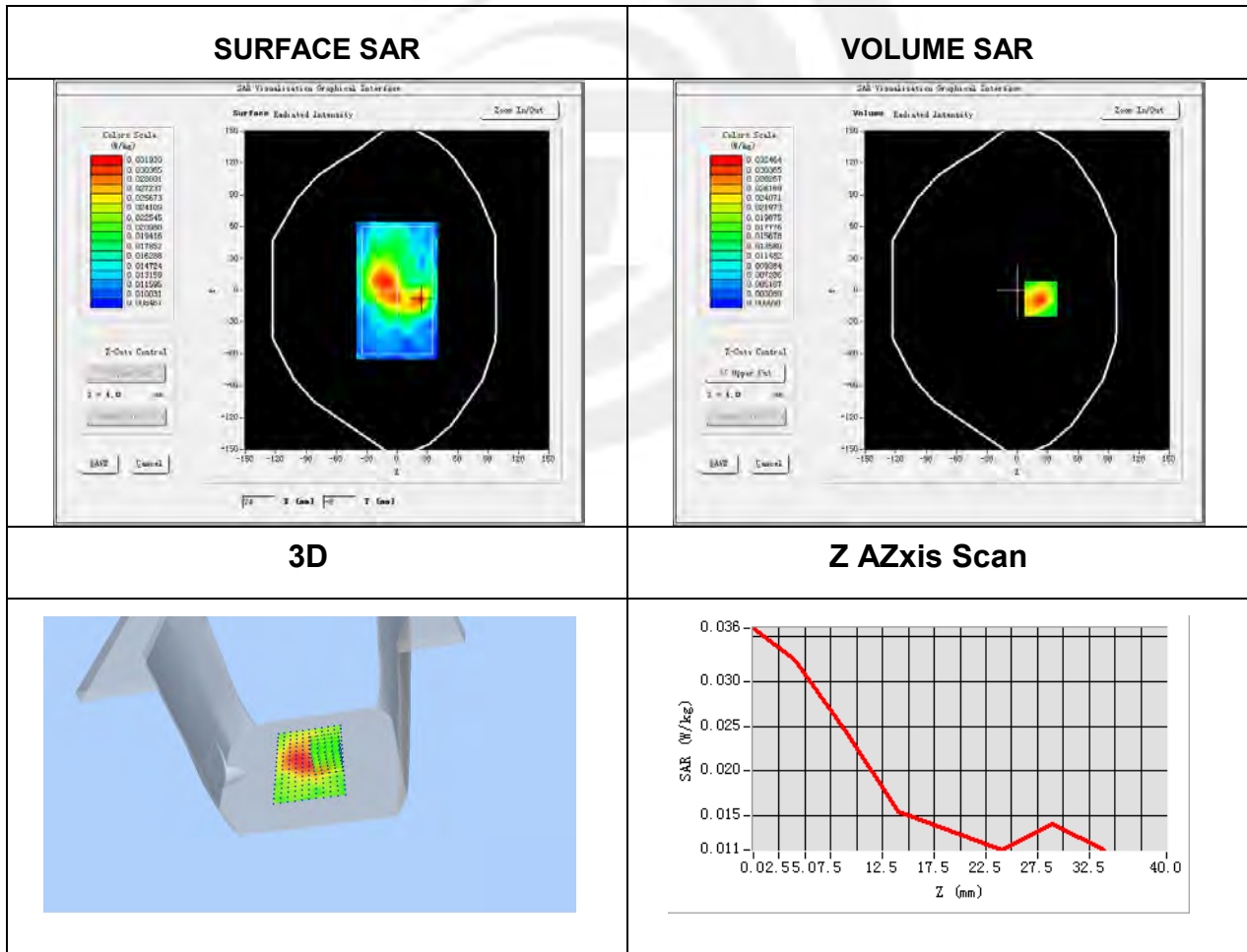
**Plot 12: DUT: Portable Translator; EUT Model: T1**

|                                   |   |
|-----------------------------------|---|
| Test Date                         | 2022-08-22  |
| Probe                             | SN 07/21 EPGO352  |
| Area Scan                         | dx=8mm, dy=8mm, h= 5.00 mm  |
| Zoom Scan                         | 5x5x7, dx=8mm, dy=8mm, dz=5mm, Complete/ndx=8mm, dy=8mm, h= 5.00 mm |
| Phantom                           | Validation plane  |
| Device Position                   | Back Side   |
| Band                              | BT  |
| Signal                            | GFSK (Crest factor: 1.0)  |
| Frequency (MHz)                   | 2480  |
| Relative permittivity (real part) | 40.38   |
| Conductivity (S/m)                | 1.80  |

Maximum location: X=23.00, Y=-8.00

SAR Peak: 0.04 W/kg

|                |          |
|----------------|----------|
| SAR 10g (W/Kg) | 0.018490 |
| SAR 1g (W/Kg)  | 0.028379 |



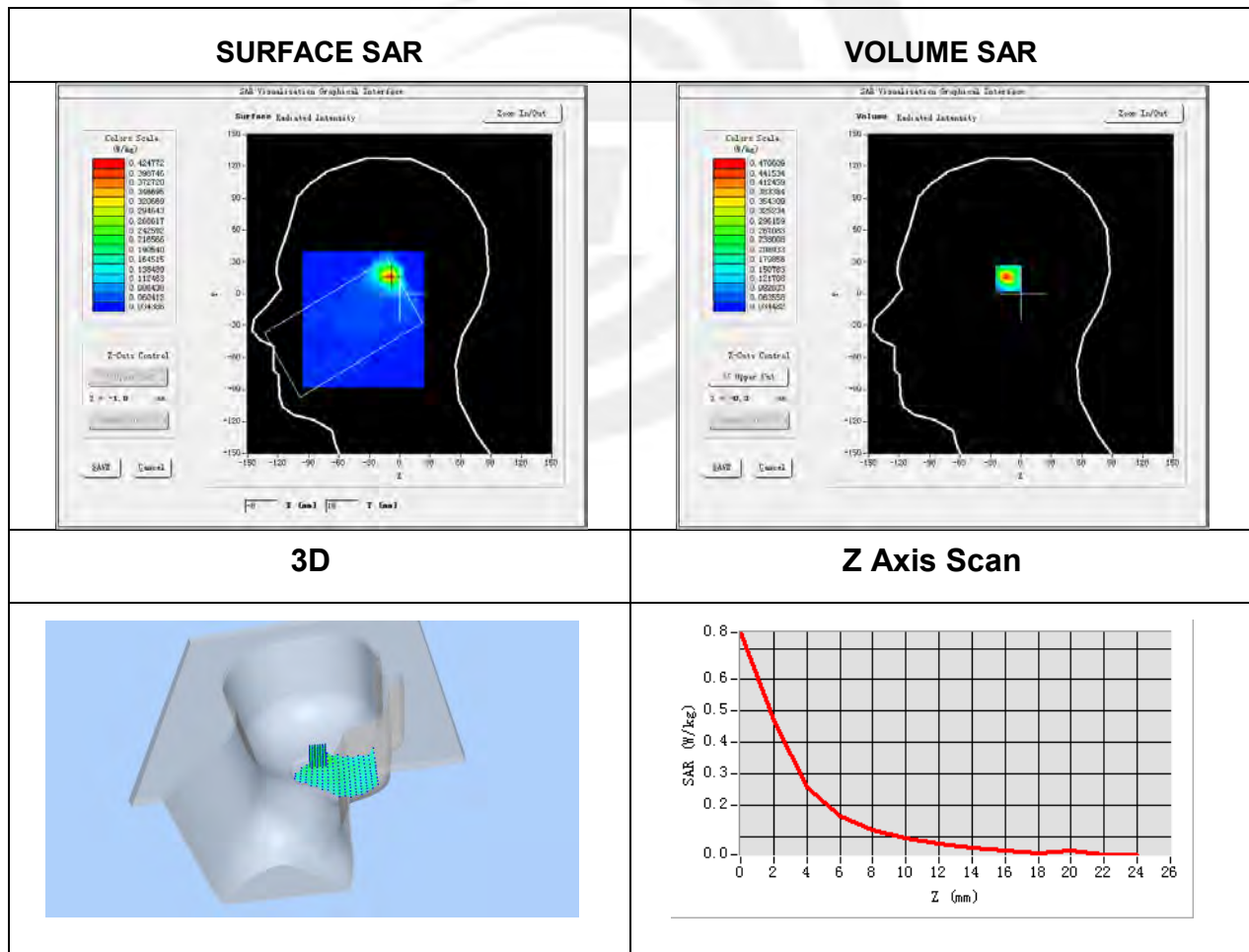


**Plot 13: DUT: Portable Translator; EUT Model: T1**

|                                   |  |
|-----------------------------------|--|
| Test Date                         | 2022-08-31   |
| Probe                             | SN 07/21 EPGO352   |
| Area Scan                         | dx=8mm, dy=8mm, h= 5.00 mm   |
| Zoom Scan                         | 7x7x12, dx=4mm, dy=4mm, dz=2mm, Complete/ndx=8mm, dy=8mm, h= 5.00 mm |
| Phantom                           | Left Tilt  |
| Device Position                   | Cheek  |
| Band                              | IEEE 802.11a ISM   |
| Signal                            | IEEE802.a (Crest factor: 1.0)  |
| Frequency (MHz)                   | 5180   |
| Relative permittivity (real part) | 36.47  |
| Conductivity (S/m)                | 4.65   |

Maximum location: X=-9.00, Y=16.00  
SAR Peak: 1.18 W/kg

|                |          |
|----------------|----------|
| SAR 10g (W/Kg) | 0.154807 |
| SAR 1g (W/Kg)  | 0.424599 |



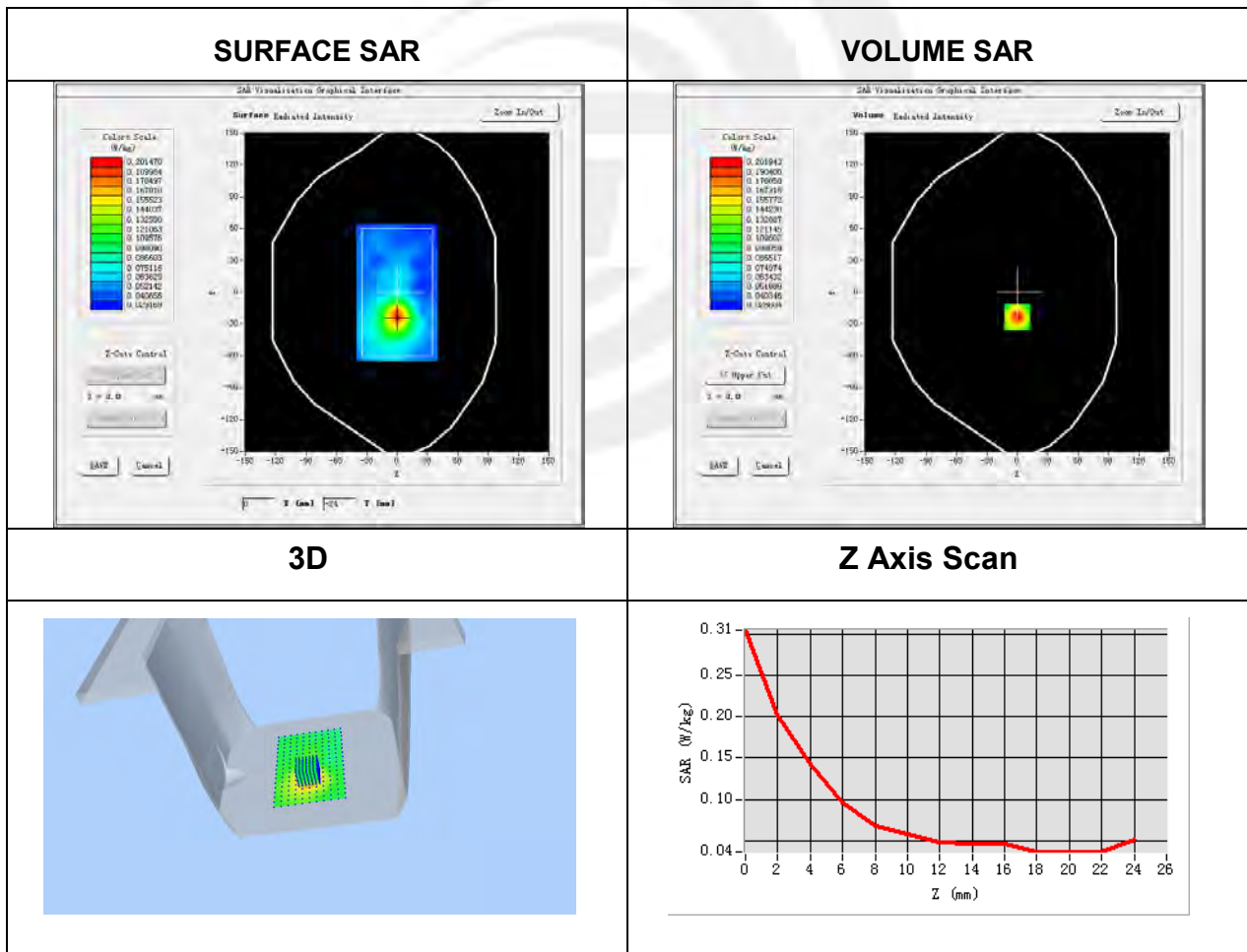
**Plot 14: DUT: Portable Translator; EUT Model: T1**

|                                   |  |
|-----------------------------------|--|
| Test Date                         | 2022-08-31   |
| Probe                             | SN 07/21 EPGO352   |
| Area Scan                         | dx=8mm, dy=8mm, h= 5.00 mm   |
| Zoom Scan                         | 7x7x12, dx=4mm, dy=4mm, dz=2mm, Complete/ndx=8mm, dy=8mm, h= 5.00 mm |
| Phantom                           | Validation plane   |
| Device Position                   | Top Side   |
| Band                              | IEEE 802.11a ISM   |
| Signal                            | IEEE802.a (Crest factor: 1.0)  |
| Frequency (MHz)                   | 5180   |
| Relative permittivity (real part) | 36.47  |
| Conductivity (S/m)                | 4.65   |

Maximum location: X=0.00, Y=-23.00

SAR Peak: 0.32 W/kg

|                |          |
|----------------|----------|
| SAR 10g (W/Kg) | 0.077401 |
| SAR 1g (W/Kg)  | 0.136058 |

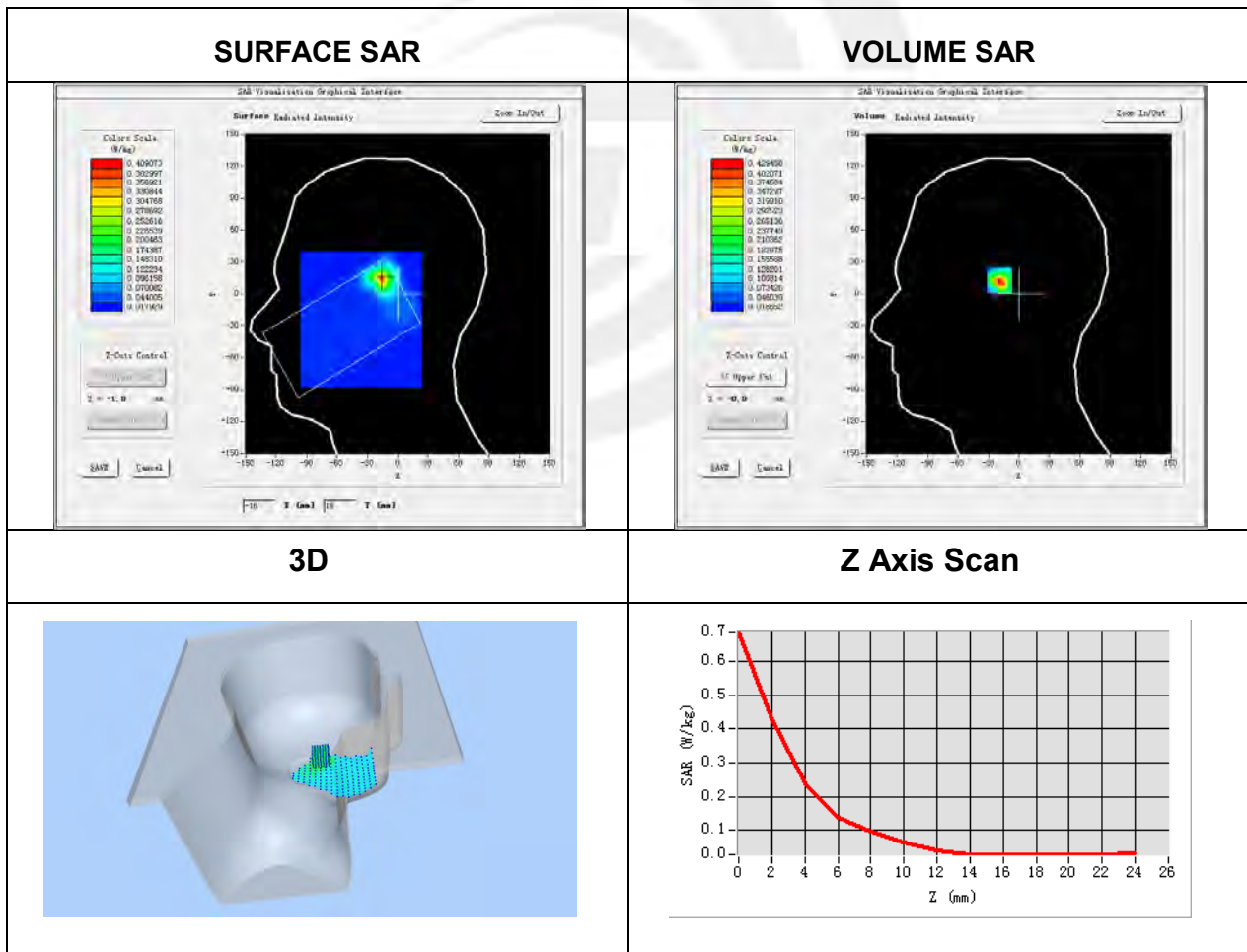


**Plot 15: DUT: Portable Translator; EUT Model: T1**

|                                   |  |
|-----------------------------------|--|
| Test Date                         | 2022-08-31   |
| Probe                             | SN 07/21 EPGO352   |
| Area Scan                         | dx=8mm, dy=8mm, h= 5.00 mm   |
| Zoom Scan                         | 7x7x12, dx=4mm, dy=4mm, dz=2mm, Complete/ndx=8mm, dy=8mm, h= 5.00 mm |
| Phantom                           | Left Tilt  |
| Device Position                   | Cheek  |
| Band                              | IEEE 802.11a ISM   |
| Signal                            | IEEE802.a (Crest factor: 1.0)  |
| Frequency (MHz)                   | 5700   |
| Relative permittivity (real part) | 35.52  |
| Conductivity (S/m)                | 5.13   |

Maximum location: X=-17.00, Y=15.00  
SAR Peak: 1.10 W/kg

|                |          |
|----------------|----------|
| SAR 10g (W/Kg) | 0.127829 |
| SAR 1g (W/Kg)  | 0.390011 |



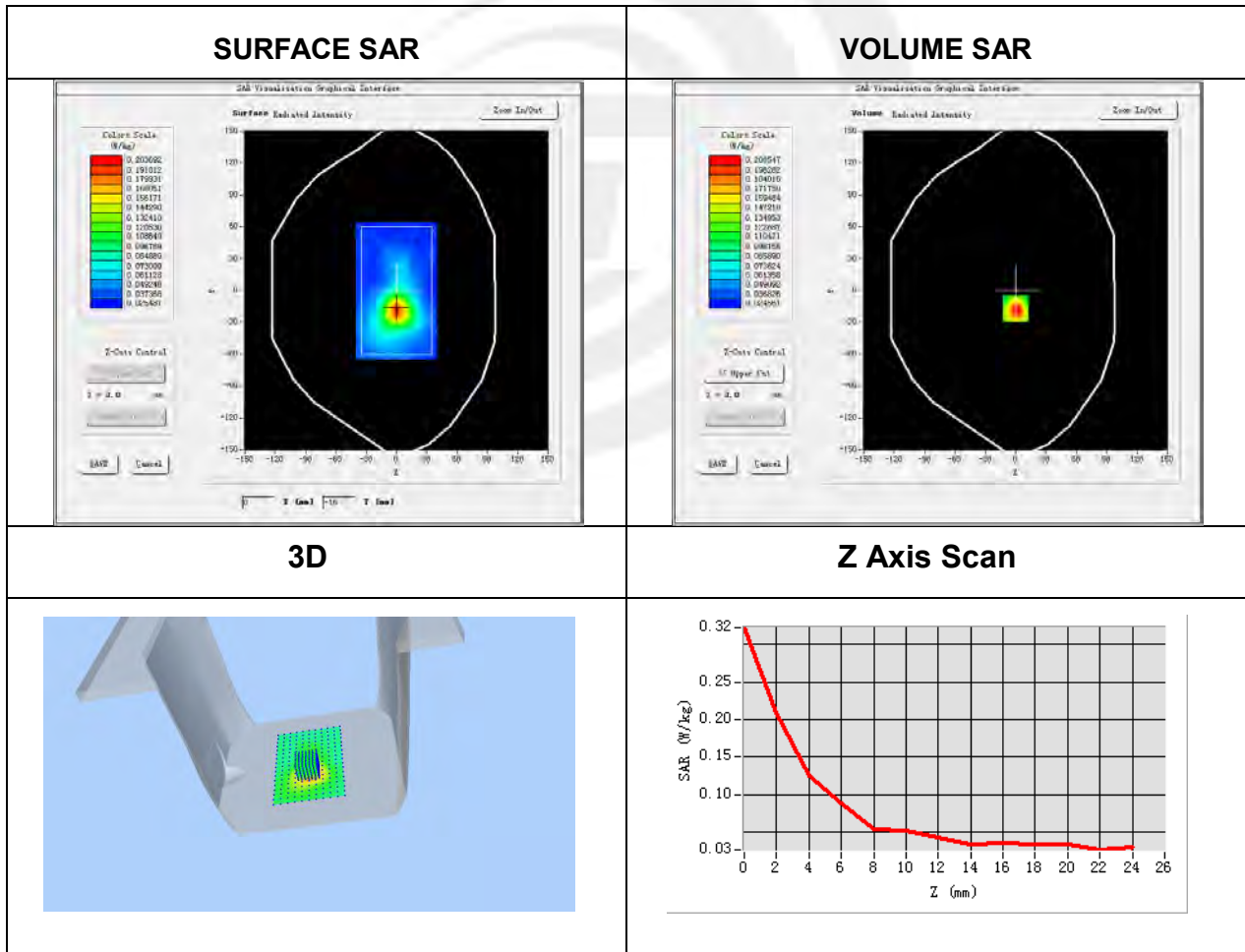
**Plot 16: DUT: Portable Translator; EUT Model: T1**

|                                   |  |
|-----------------------------------|--|
| Test Date                         | 2022-08-31   |
| Probe                             | SN 07/21 EPGO352   |
| Area Scan                         | dx=8mm, dy=8mm, h= 5.00 mm   |
| Zoom Scan                         | 7x7x12, dx=4mm, dy=4mm, dz=2mm, Complete/ndx=8mm, dy=8mm, h= 5.00 mm |
| Phantom                           | Validation plane   |
| Device Position                   | Top Side   |
| Band                              | IEEE 802.11a ISM   |
| Signal                            | IEEE802.a (Crest factor: 1.0)  |
| Frequency (MHz)                   | 5700   |
| Relative permittivity (real part) | 35.52  |
| Conductivity (S/m)                | 5.13   |

Maximum location: X=0.00, Y=-17.00

SAR Peak: 0.34 W/kg

|                |          |
|----------------|----------|
| SAR 10g (W/Kg) | 0.071892 |
| SAR 1g (W/Kg)  | 0.138644 |



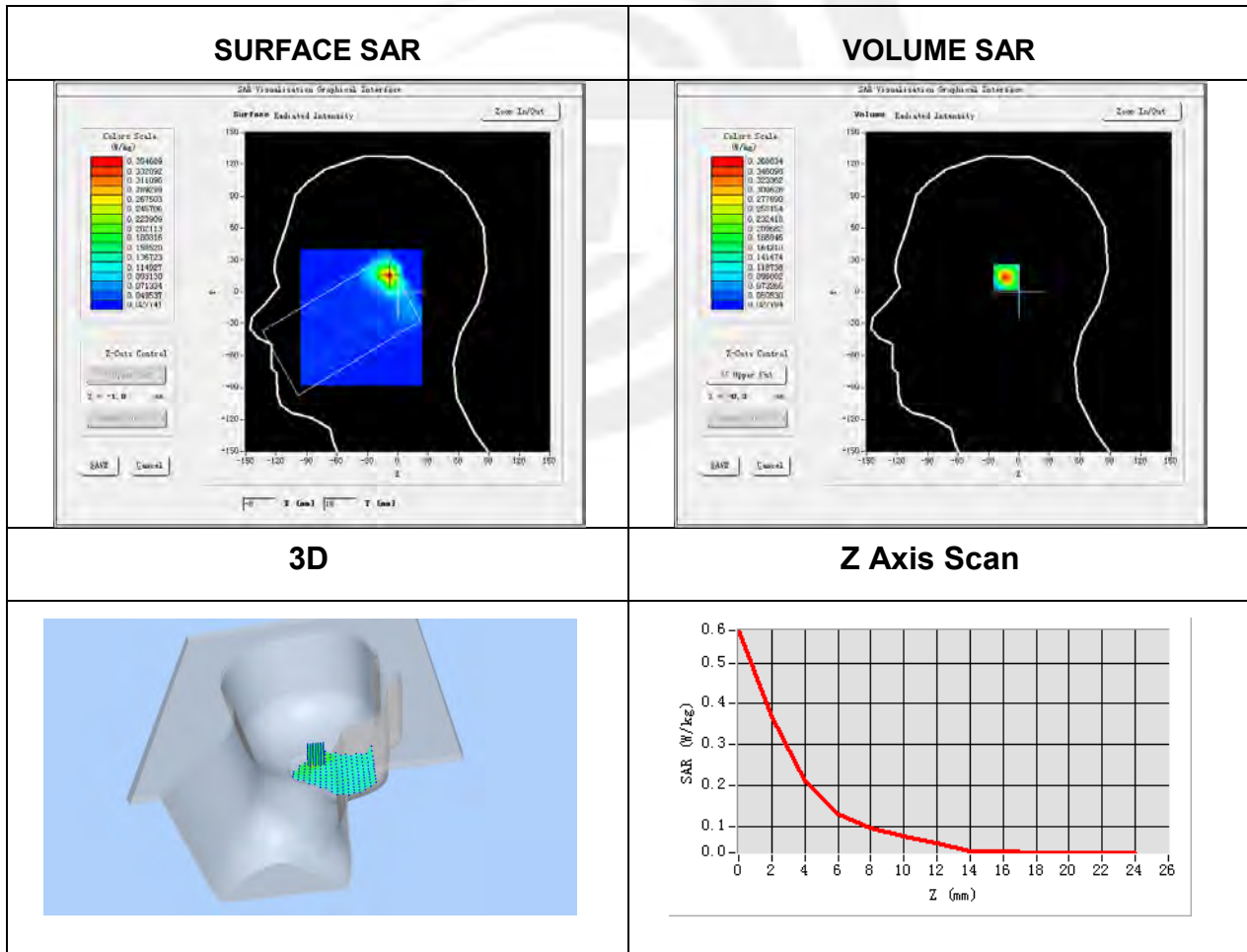


**Plot 17: DUT: Portable Translator; EUT Model: T1**

|                                   |  |
|-----------------------------------|--|
| Test Date                         | 2022-08-31   |
| Probe                             | SN 07/21 EPGO352   |
| Area Scan                         | dx=8mm, dy=8mm, h= 5.00 mm   |
| Zoom Scan                         | 7x7x12, dx=4mm, dy=4mm, dz=2mm, Complete/ndx=8mm, dy=8mm, h= 5.00 mm |
| Phantom                           | Left Tilt  |
| Device Position                   | Cheek  |
| Band                              | IEEE 802.11a ISM   |
| Signal                            | IEEE802.a (Crest factor: 1.0)  |
| Frequency (MHz)                   | 5745   |
| Relative permittivity (real part) | 35.56  |
| Conductivity (S/m)                | 5.22   |

Maximum location: X=-9.00, Y=15.00  
SAR Peak: 0.89 W/kg

|                |          |
|----------------|----------|
| SAR 10g (W/Kg) | 0.128787 |
| SAR 1g (W/Kg)  | 0.335454 |





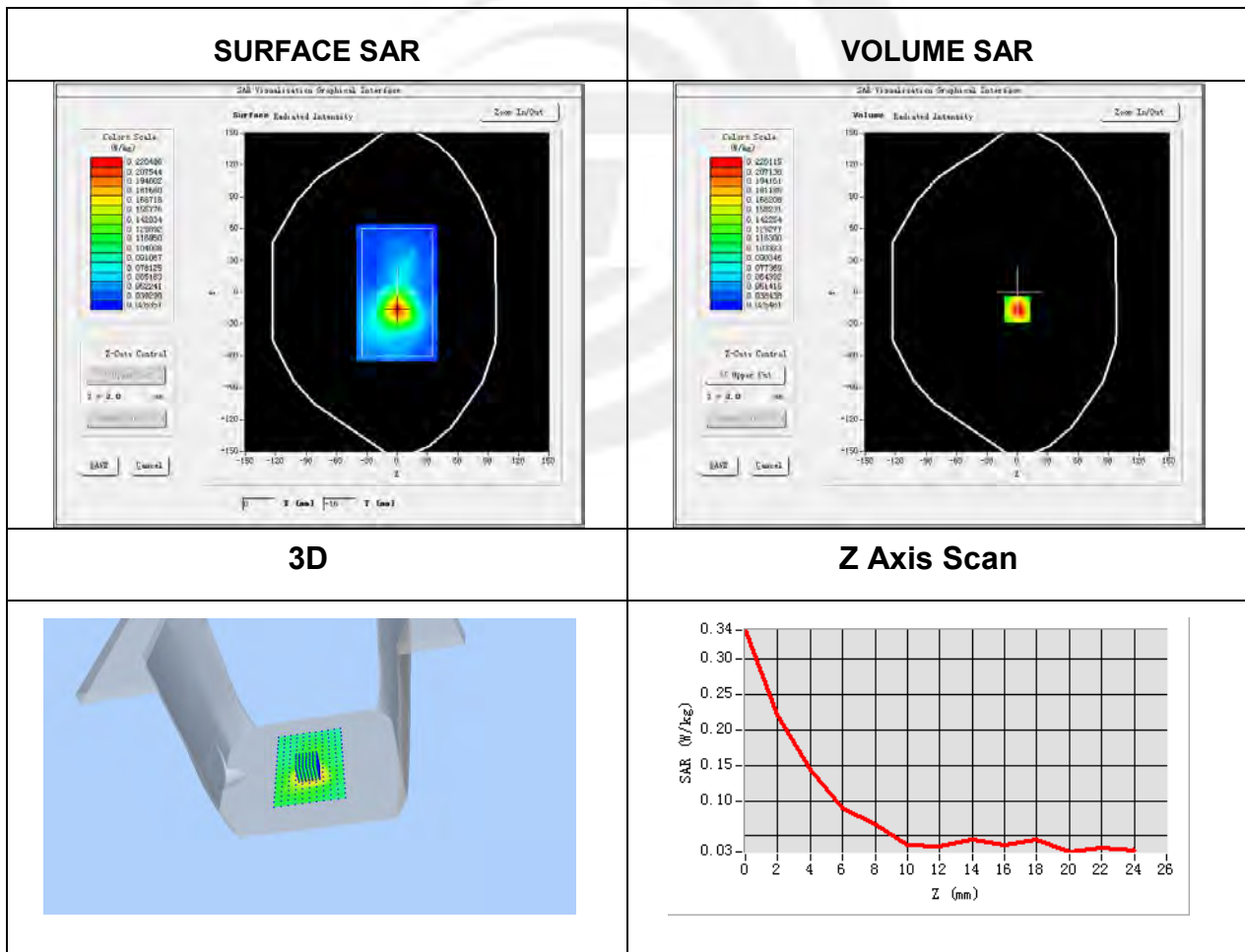
**Plot 18: DUT: Portable Translator; EUT Model: T1**

|                                   |  |
|-----------------------------------|--|
| Test Date                         | 2022-08-31   |
| Probe                             | SN 07/21 EPGO352   |
| Area Scan                         | dx=8mm, dy=8mm, h= 5.00 mm   |
| Zoom Scan                         | 7x7x12, dx=4mm, dy=4mm, dz=2mm, Complete/ndx=8mm, dy=8mm, h= 5.00 mm |
| Phantom                           | Validation plane   |
| Device Position                   | Top Side   |
| Band                              | IEEE 802.11a ISM   |
| Signal                            | IEEE802.a (Crest factor: 1.0)  |
| Frequency (MHz)                   | 5745   |
| Relative permittivity (real part) | 35.56  |
| Conductivity (S/m)                | 5.22   |

Maximum location: X=0.00, Y=-16.00

SAR Peak: 0.36 W/kg

|                |          |
|----------------|----------|
| SAR 10g (W/Kg) | 0.076212 |
| SAR 1g (W/Kg)  | 0.144848 |



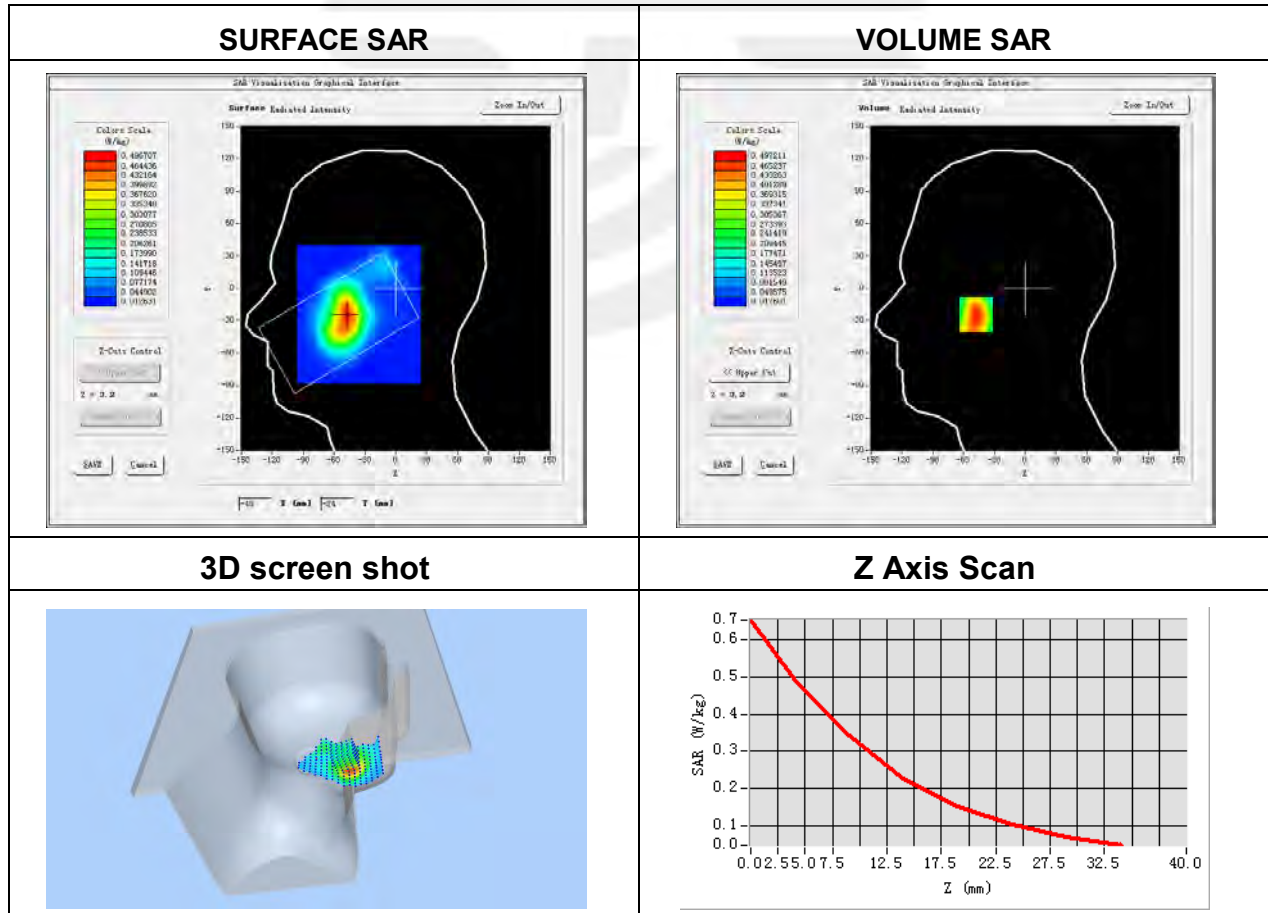
**Plot 19: DUT: Portable Translator; EUT Model: T1**

|                                   |   |
|-----------------------------------|---|
| Test Date                         | 2022-08-11  |
| Probe                             | SN 07/21 EPGO352  |
| Area Scan                         | dx=8mm, dy=8mm, h= 5.00 mm  |
| Zoom Scan                         | 5x5x7, dx=8mm, dy=8mm, dz=5mm, Complete/ndx=8mm, dy=8mm, h= 5.00 mm |
| Phantom                           | Left head   |
| Device Position                   | Cheek   |
| Band                              | LTE Band 2 (RB 1)   |
| Signal                            | LTE (Crest factor: 1.0)   |
| Frequency (MHz)                   | 1860  |
| Relative permittivity (real part) | 40.73   |
| Conductivity (S/m)                | 1.43  |

Maximum location: X=-48.00, Y=-24.00

SAR Peak: 0.69 W/kg

|                |          |
|----------------|----------|
| SAR 10g (W/Kg) | 0.287765 |
| SAR 1g (W/Kg)  | 0.470773 |



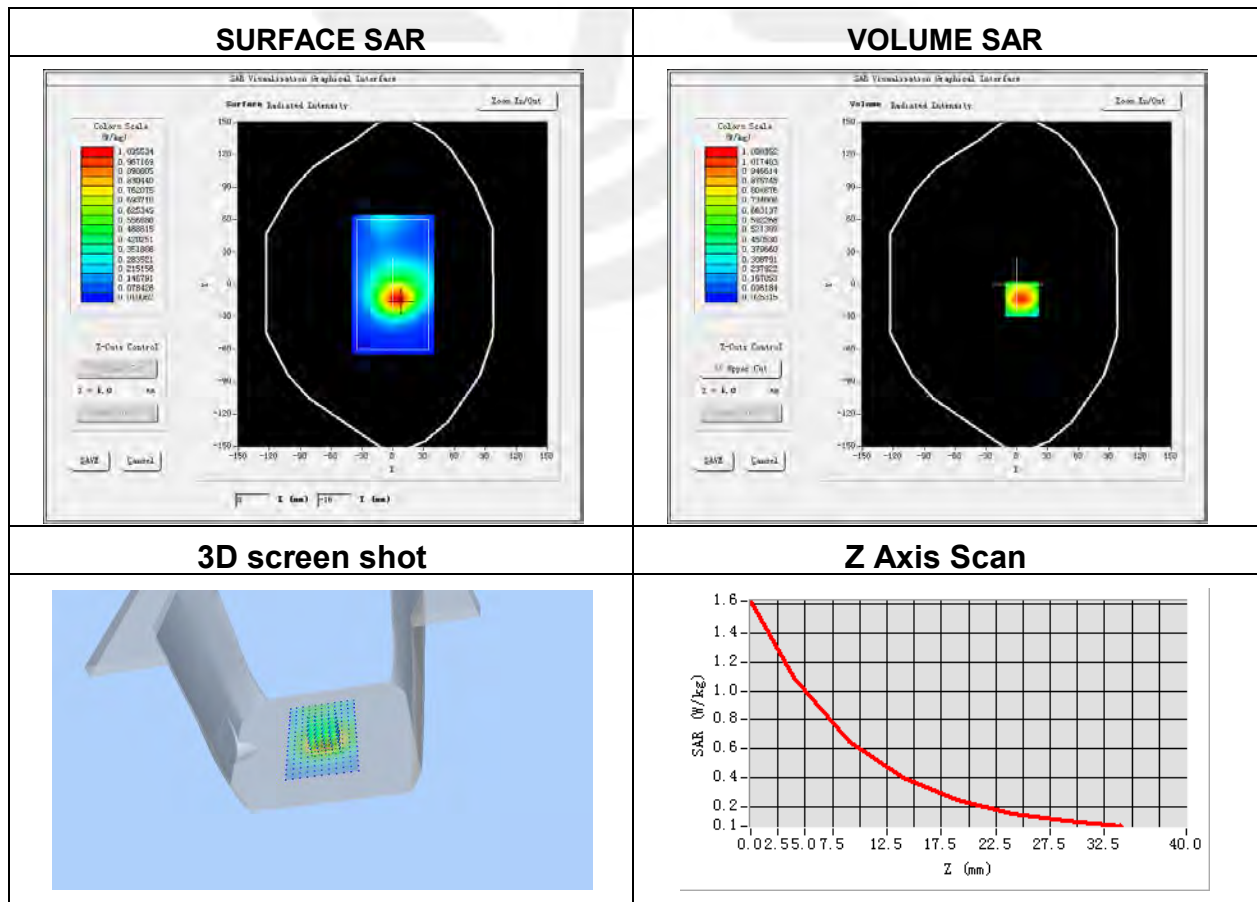
**Plot 20: DUT: Portable Translator; EUT Model: T1**

|                                   |  |
|-----------------------------------|--|
| Test Date                         | 2022-08-11   |
| Probe                             | SN 07/21 EPGO352   |
| Area Scan                         | dx=8mm, dy=8mm, h= 5.00 mm   |
| Zoom Scan                         | 5x5x7, dx=8mm, dy=8mm, dz=5mm,<br>Complete/ndx=8mm, dy=8mm, h= 5.00 mm |
| Phantom                           | Validation plane   |
| Device Position                   | Back Side  |
| Band                              | LTE Band 2(RB 1)   |
| Signal                            | LTE (Crest factor: 1.0)  |
| Frequency (MHz)                   | 1860   |
| Relative permittivity (real part) | 40.73  |
| Conductivity (S/m)                | 1.43   |

Maximum location: X=5.00, Y=-14.00

SAR Peak: 1.61 W/kg

|                |          |
|----------------|----------|
| SAR 10g (W/Kg) | 0.563194 |
| SAR 1g (W/Kg)  | 1.020267 |



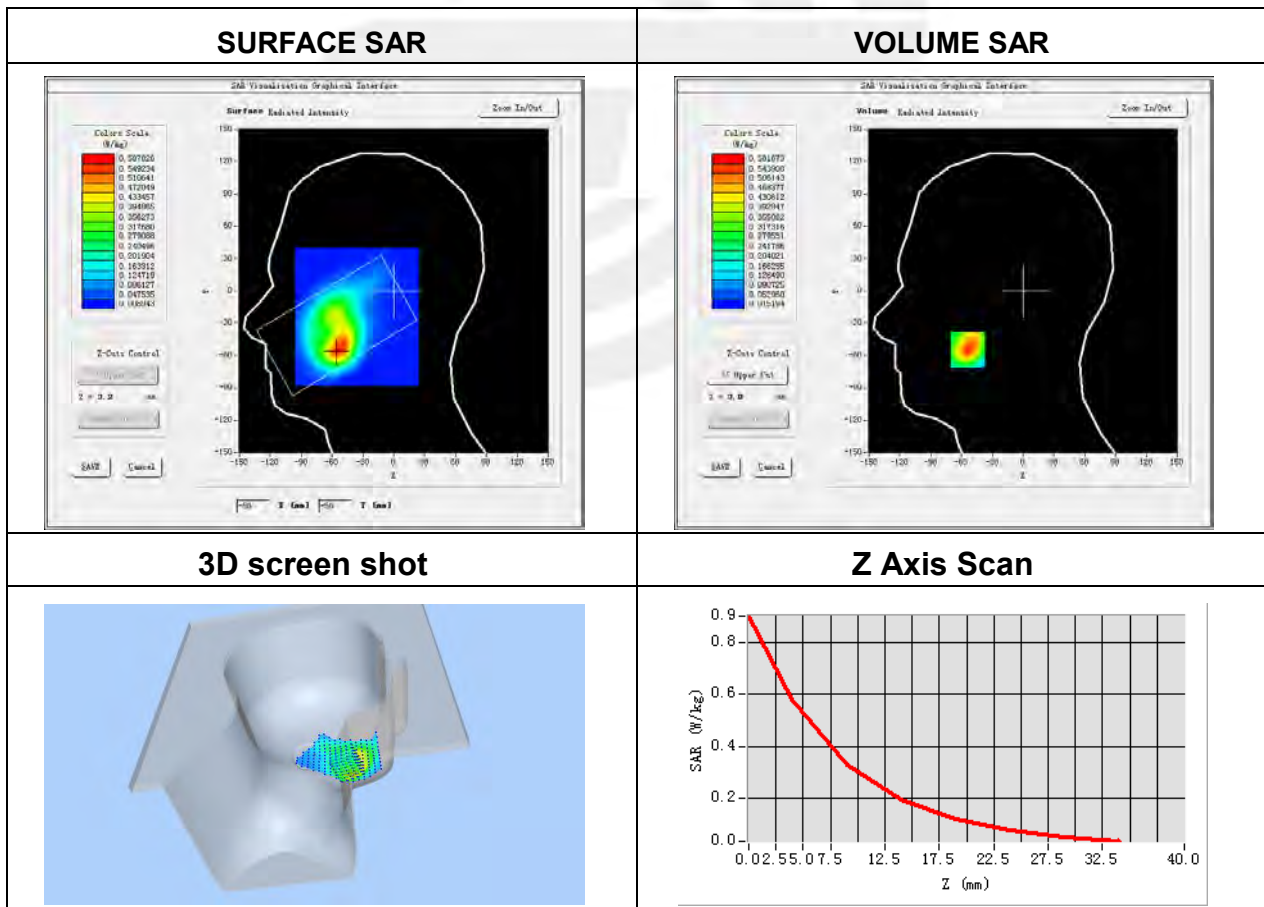
**Plot 21: DUT: Portable Translator; EUT Model: T1**

|                                   |   |
|-----------------------------------|---|
| Test Date                         | 2022-08-11  |
| Probe                             | SN 07/21 EPGO352  |
| Area Scan                         | dx=8mm, dy=8mm, h= 5.00 mm  |
| Zoom Scan                         | 5x5x7, dx=8mm, dy=8mm, dz=5mm, Complete/ndx=8mm, dy=8mm, h= 5.00 mm |
| Phantom                           | Left head   |
| Band                              | LTE Band 4 (RB 1)   |
| Signal                            | LTE (Crest factor: 1.0)   |
| Frequency (MHz)                   | 1745  |
| Relative permittivity (real part) | 40.84   |
| Conductivity (S/m)                | 1.33  |

Maximum location: X=-54.00, Y=-55.00

SAR Peak: 0.90 W/kg

|                |          |
|----------------|----------|
| SAR 10g (W/Kg) | 0.295689 |
| SAR 1g (W/Kg)  | 0.546827 |





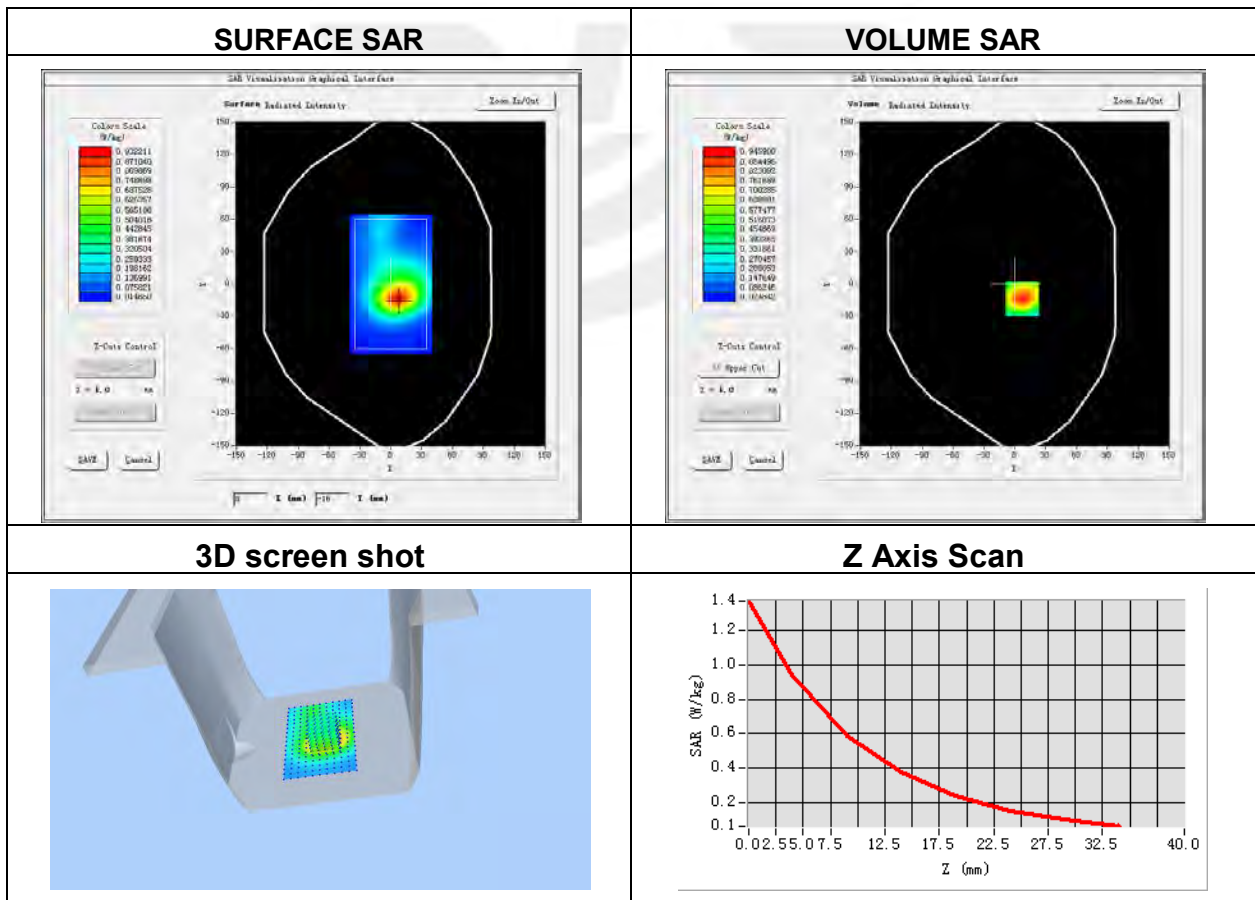
**Plot 22: DUT: Portable Translator; EUT Model: T1**

|                                   |  |
|-----------------------------------|--|
| Test Date                         | 2022-08-11   |
| Probe                             | SN 07/21 EPGO352   |
| Area Scan                         | dx=8mm, dy=8mm, h= 5.00 mm   |
| Zoom Scan                         | 5x5x7, dx=8mm, dy=8mm, dz=5mm,<br>Complete/ndx=8mm, dy=8mm, h= 5.00 mm |
| Phantom                           | Validation plane   |
| Device Position                   | Back Side  |
| Band                              | LTE Band 4 (RB 1)  |
| Signal                            | LTE (Crest factor: 1.0)  |
| Frequency (MHz)                   | 1745   |
| Relative permittivity (real part) | 40.84  |
| Conductivity (S/m)                | 1.33   |

Maximum location: X=7.00, Y=-14.00

SAR Peak: 1.37 W/kg

|                |          |
|----------------|----------|
| SAR 10g (W/Kg) | 0.509945 |
| SAR 1g (W/Kg)  | 0.888777 |





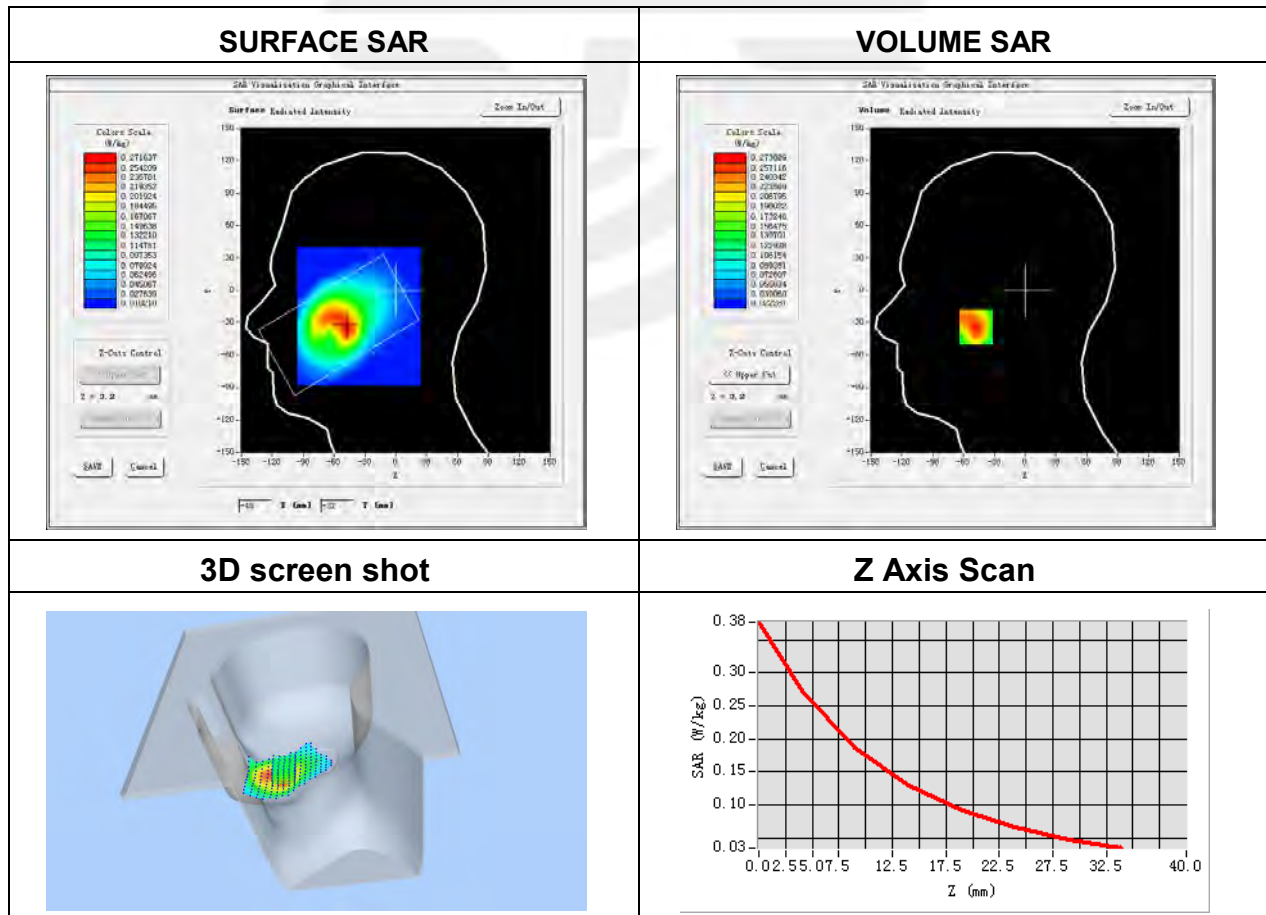
**Plot 23: DUT: Portable Translator; EUT Model: T1**

|                                   |   |
|-----------------------------------|---|
| Test Date                         | 2022-06-17  |
| Probe                             | SN 07/21 EPGO352  |
| Area Scan                         | dx=8mm, dy=8mm, h= 5.00 mm  |
| Zoom Scan                         | 5x5x7, dx=8mm, dy=8mm, dz=5mm, Complete/ndx=8mm, dy=8mm, h= 5.00 mm |
| Phantom                           | Right Cheek   |
| Device Position                   | Cheek   |
| Band                              | LTE Band 5 (RB 1)   |
| Signal                            | LTE (Crest factor: 1.0)   |
| Frequency (MHz)                   | 844   |
| Relative permittivity (real part) | 41.69   |
| Conductivity (S/m)                | 0.90  |

Maximum location: X=-48.00, Y=-34.00

SAR Peak: 0.38 W/kg

|                |          |
|----------------|----------|
| SAR 10g (W/Kg) | 0.165260 |
| SAR 1g (W/Kg)  | 0.260124 |



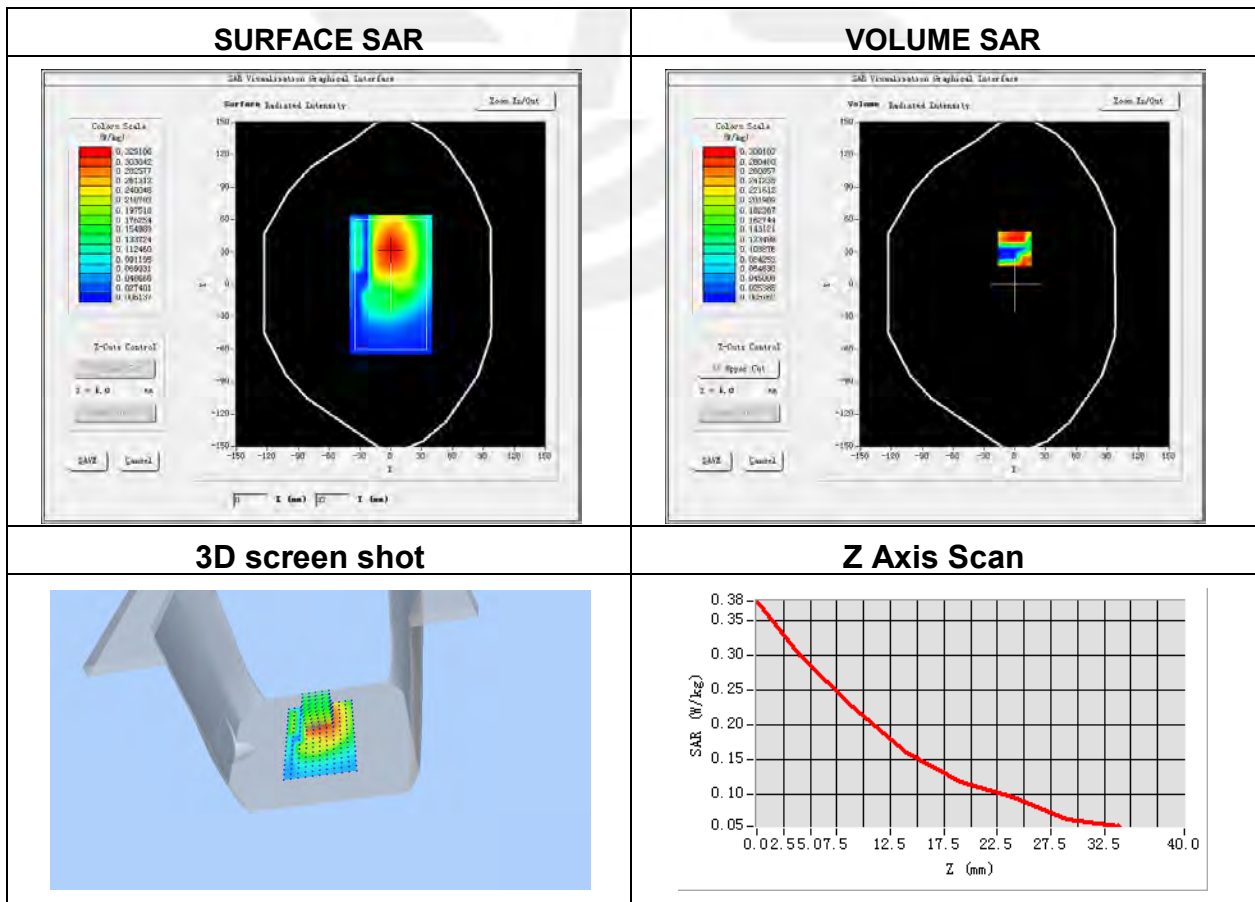
**Plot 24: DUT: Portable Translator; EUT Model: T1**

|                                   |  |
|-----------------------------------|--|
| Test Date                         | 2022-08-09   |
| Probe                             | SN 07/21 EPGO352   |
| Area Scan                         | dx=8mm, dy=8mm, h= 5.00 mm   |
| Zoom Scan                         | 5x5x7, dx=8mm, dy=8mm, dz=5mm,<br>Complete/ndx=8mm, dy=8mm, h= 5.00 mm |
| Phantom                           | Validation plane   |
| Device Position                   | Back Side  |
| Band                              | LTE Band 5 (RB 1)  |
| Signal                            | LTE (Crest factor: 1.0)  |
| Frequency (MHz)                   | 844  |
| Relative permittivity (real part) | 41.69  |
| Conductivity (S/m)                | 0.90   |

Maximum location: X=0.00, Y=33.00

SAR Peak: 0.52 W/kg

|                |          |
|----------------|----------|
| SAR 10g (W/Kg) | 0.169380 |
| SAR 1g (W/Kg)  | 0.292451 |



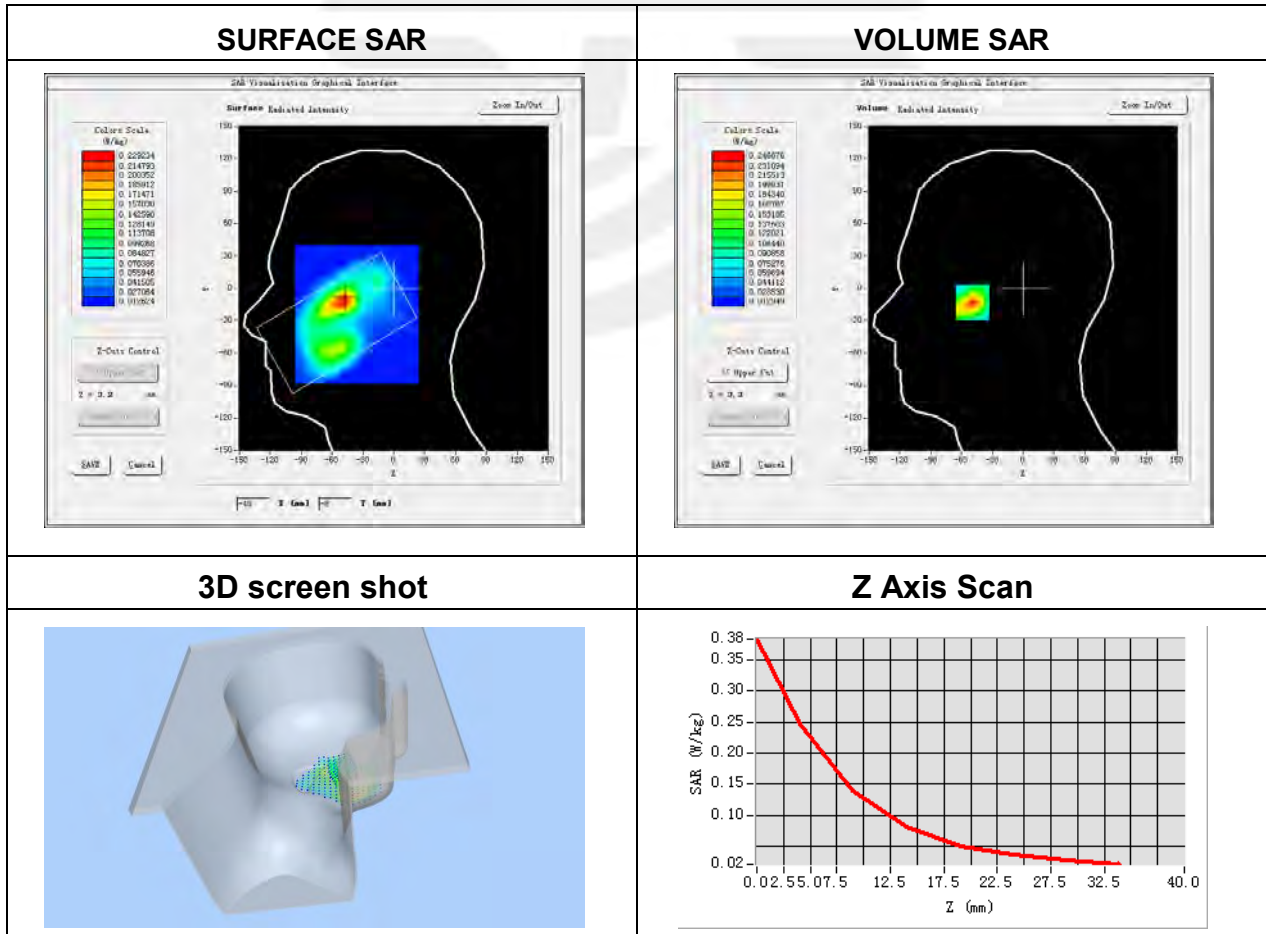
**Plot 25: DUT: Portable Translator; EUT Model: T1**

|                                   |   |
|-----------------------------------|---|
| Test Date                         | 2022-08-26  |
| Probe                             | SN 07/21 EPGO352  |
| Area Scan                         | dx=8mm, dy=8mm, h= 5.00 mm  |
| Zoom Scan                         | 5x5x7, dx=8mm, dy=8mm, dz=5mm, Complete/ndx=8mm, dy=8mm, h= 5.00 mm |
| Phantom                           | Left Cheek  |
| Device Position                   | Cheek   |
| Band                              | LTE Band 7 (RB 1)   |
| Signal                            | LTE (Crest factor: 1.0)   |
| Frequency (MHz)                   | 2510  |
| Relative permittivity (real part) | 39.20   |
| Conductivity (S/m)                | 1.82  |

Maximum location: X=-49.00, Y=-11.00

SAR Peak: 0.38 W/kg

|                |          |
|----------------|----------|
| SAR 10g (W/Kg) | 0.115679 |
| SAR 1g (W/Kg)  | 0.225431 |



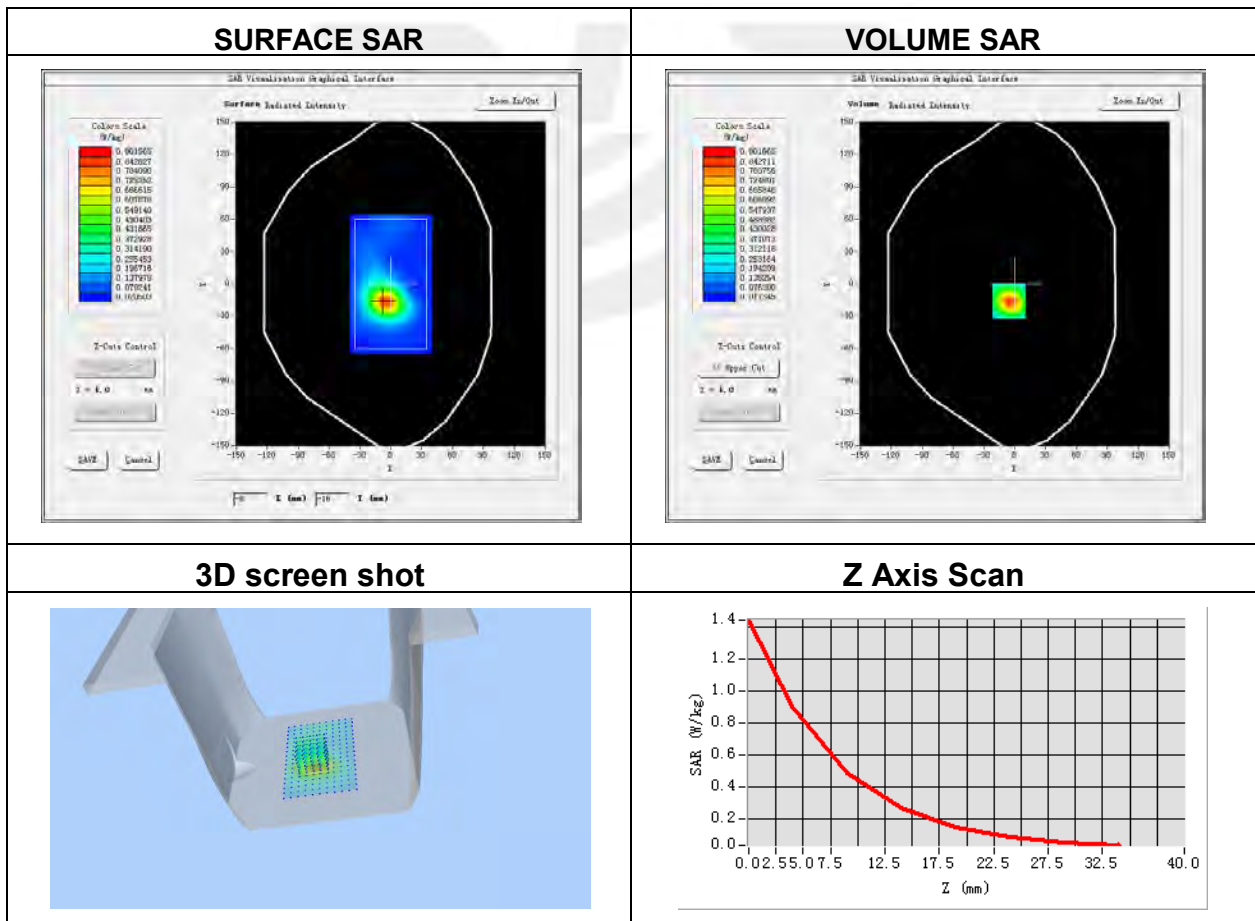
**Plot 26: DUT: Portable Translator; EUT Model: T1**

|                                   |  |
|-----------------------------------|--|
| Test Date                         | 2022-08-26   |
| Probe                             | SN 07/21 EPGO352   |
| Area Scan                         | dx=8mm, dy=8mm, h= 5.00 mm   |
| Zoom Scan                         | 5x5x7, dx=8mm, dy=8mm, dz=5mm,<br>Complete/ndx=8mm, dy=8mm, h= 5.00 mm |
| Phantom                           | Validation plane   |
| Device Position                   | Back Side  |
| Band                              | LTE Band 7 (RB 1)  |
| Signal                            | LTE (Crest factor: 1.0)  |
| Frequency (MHz)                   | 2510   |
| Relative permittivity (real part) | 39.20  |
| Conductivity (S/m)                | 1.82   |

Maximum location: X=-6.00, Y=-16.00

SAR Peak: 1.45 W/kg

|                |          |
|----------------|----------|
| SAR 10g (W/Kg) | 0.403948 |
| SAR 1g (W/Kg)  | 0.831548 |





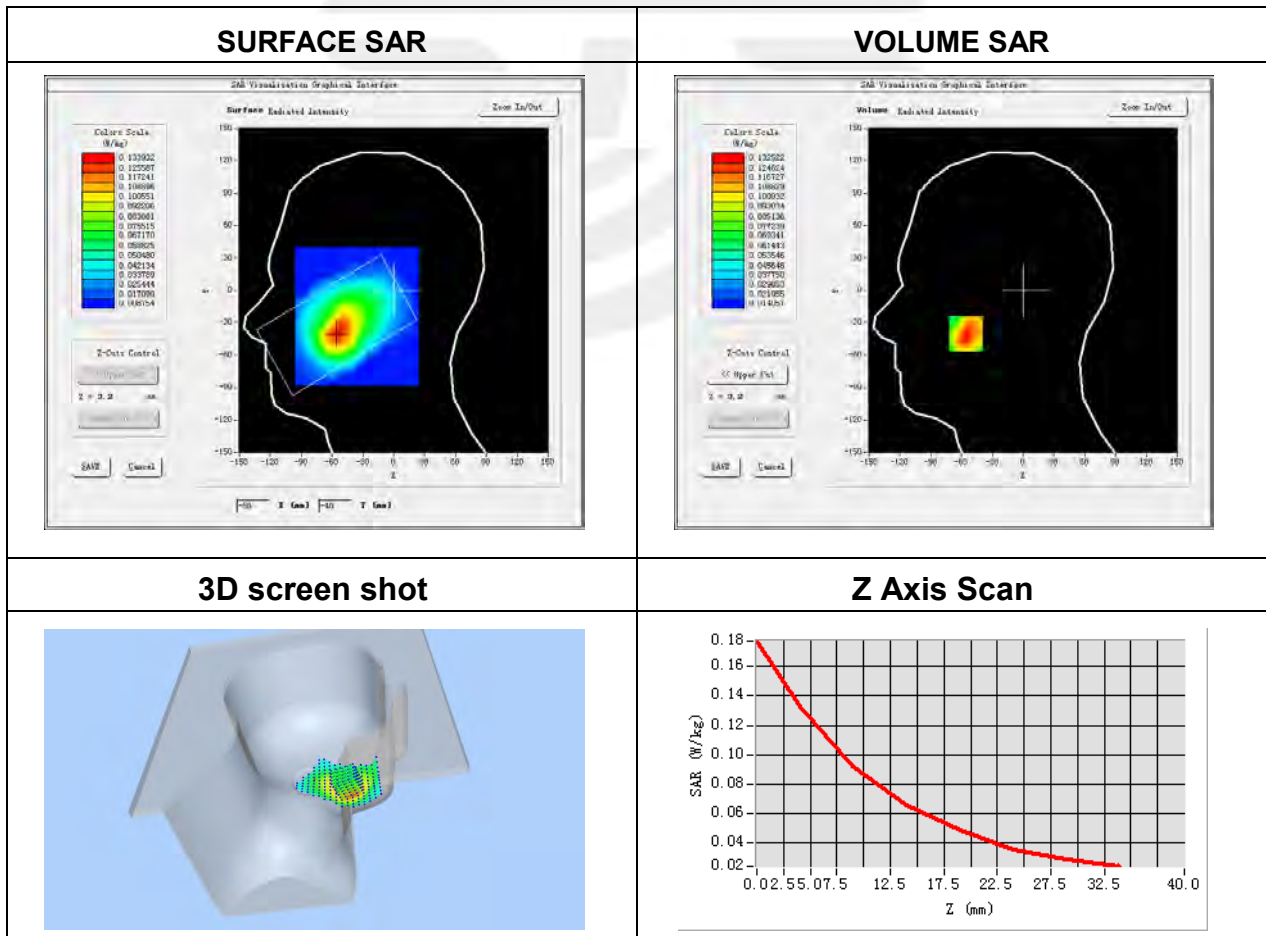
**Plot 27: DUT: Portable Translator; EUT Model: T1**

|                                   |   |
|-----------------------------------|---|
| Test Date                         | 2022-08-07  |
| Probe                             | SN 07/21 EPGO352  |
| Area Scan                         | dx=8mm, dy=8mm, h= 5.00 mm  |
| Zoom Scan                         | 5x5x7, dx=8mm, dy=8mm, dz=5mm, Complete/ndx=8mm, dy=8mm, h= 5.00 mm |
| Phantom                           | Left Cheek  |
| Device Position                   | Cheek   |
| Band                              | LTE Band 12 (RB 1)  |
| Signal                            | LTE (Crest factor: 1.0)   |
| Frequency (MHz)                   | 711   |
| Relative permittivity (real part) | 42.06   |
| Conductivity (S/m)                | 0.91  |

Maximum location: X=-56.00, Y=-40.00

SAR Peak: 0.20 W/kg

|                |          |
|----------------|----------|
| SAR 10g (W/Kg) | 0.086553 |
| SAR 1g (W/Kg)  | 0.133488 |





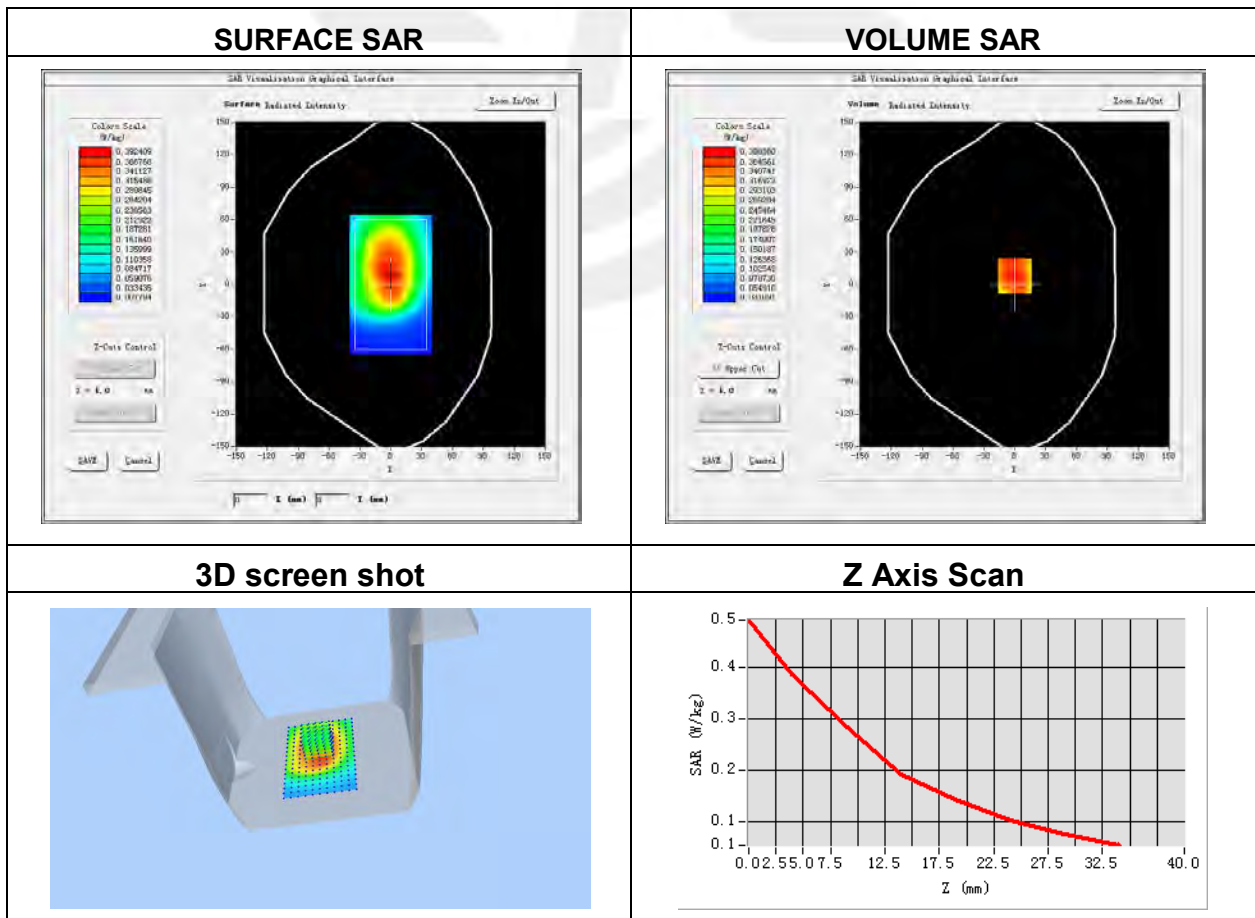
**Plot 28: DUT: Portable Translator; EUT Model: T1**

|                                   |  |
|-----------------------------------|--|
| Test Date                         | 2022-08-07   |
| Probe                             | SN 07/21 EPGO352   |
| Area Scan                         | dx=8mm, dy=8mm, h= 5.00 mm   |
| Zoom Scan                         | 5x5x7, dx=8mm, dy=8mm, dz=5mm,<br>Complete/ndx=8mm, dy=8mm, h= 5.00 mm |
| Phantom                           | Validation plane   |
| Device Position                   | Back Side  |
| Band                              | LTE Band 12 (RB 1)   |
| Signal                            | LTE (Crest factor: 1.0)  |
| Frequency (MHz)                   | 711  |
| Relative permittivity (real part) | 42.06  |
| Conductivity (S/m)                | 0.91   |

Maximum location: X=0.00, Y=8.00

SAR Peak: 0.55 W/kg

|                |          |
|----------------|----------|
| SAR 10g (W/Kg) | 0.268972 |
| SAR 1g (W/Kg)  | 0.381300 |



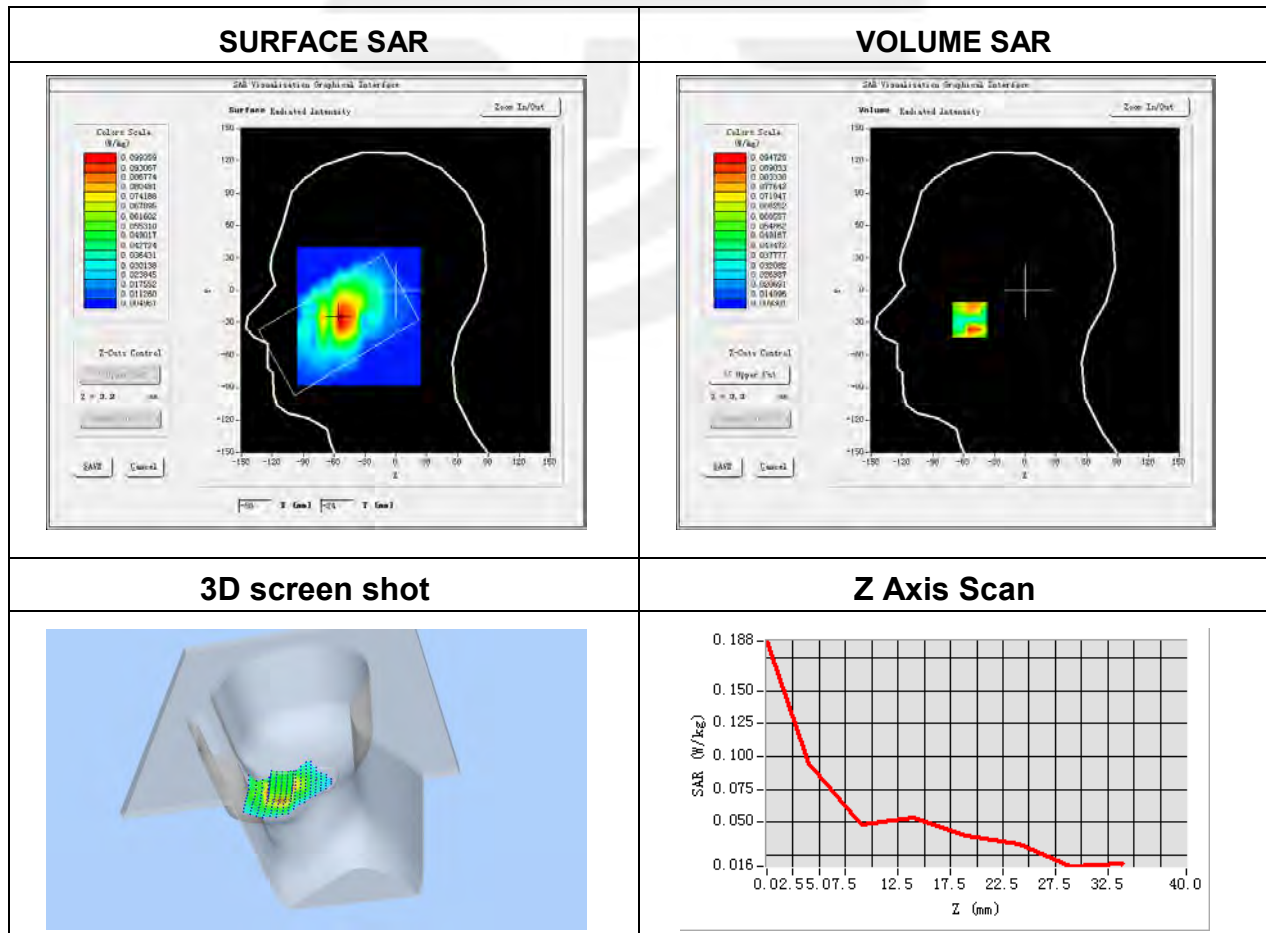
**Plot 29: DUT: Portable Translator; EUT Model: T1**

|                                   |   |
|-----------------------------------|---|
| Test Date                         | 2022-08-07  |
| Probe                             | SN 07/21 EPGO352  |
| Area Scan                         | dx=8mm, dy=8mm, h= 5.00 mm  |
| Zoom Scan                         | 5x5x7, dx=8mm, dy=8mm, dz=5mm, Complete/ndx=8mm, dy=8mm, h= 5.00 mm |
| Phantom                           | Right Cheek   |
| Device Position                   | Cheek   |
| Band                              | LTE Band 17 (RB 1)  |
| Signal                            | LTE (Crest factor: 1.0)   |
| Frequency (MHz)                   | 710   |
| Relative permittivity (real part) | 42.95   |
| Conductivity (S/m)                | 0.92  |

Maximum location: X=-54.00, Y=-27.00

SAR Peak: 0.17 W/kg

|                |          |
|----------------|----------|
| SAR 10g (W/Kg) | 0.055997 |
| SAR 1g (W/Kg)  | 0.095045 |



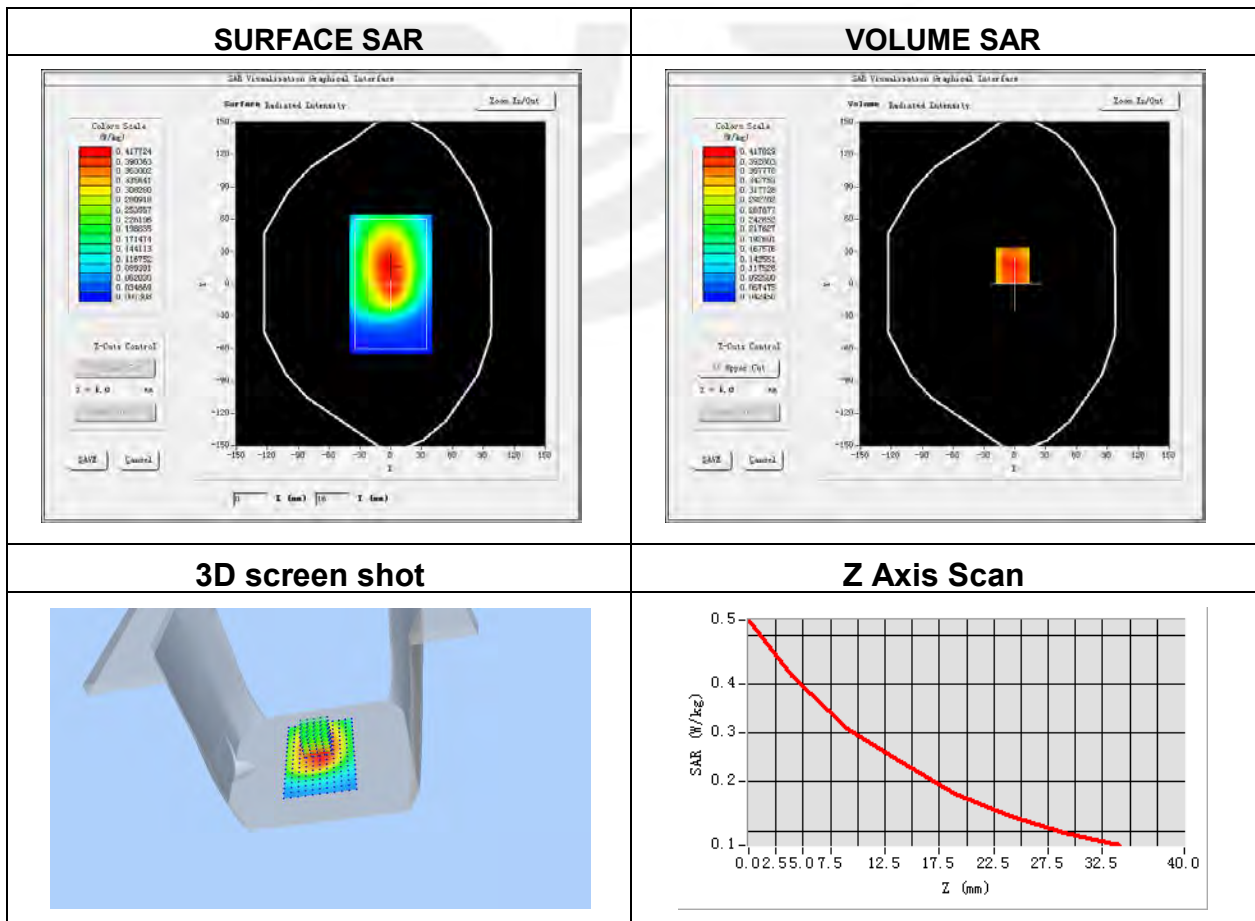
**Plot 30: DUT: Portable Translator; EUT Model: T1**

|                                   |  |
|-----------------------------------|--|
| Test Date                         | 2022-08-07   |
| Probe                             | SN 07/21 EPGO352   |
| Area Scan                         | dx=8mm, dy=8mm, h= 5.00 mm   |
| Zoom Scan                         | 5x5x7, dx=8mm, dy=8mm, dz=5mm,<br>Complete/ndx=8mm, dy=8mm, h= 5.00 mm |
| Phantom                           | Validation plane   |
| Device Position                   | Back Side  |
| Band                              | LTE Band 17 (RB 1)   |
| Signal                            | LTE (Crest factor: 1.0)  |
| Frequency (MHz)                   | 710  |
| Relative permittivity (real part) | 42.95  |
| Conductivity (S/m)                | 0.92   |

Maximum location: X=-2.00, Y=17.00

SAR Peak: 0.53 W/kg

|                |          |
|----------------|----------|
| SAR 10g (W/Kg) | 0.293010 |
| SAR 1g (W/Kg)  | 0.409637 |



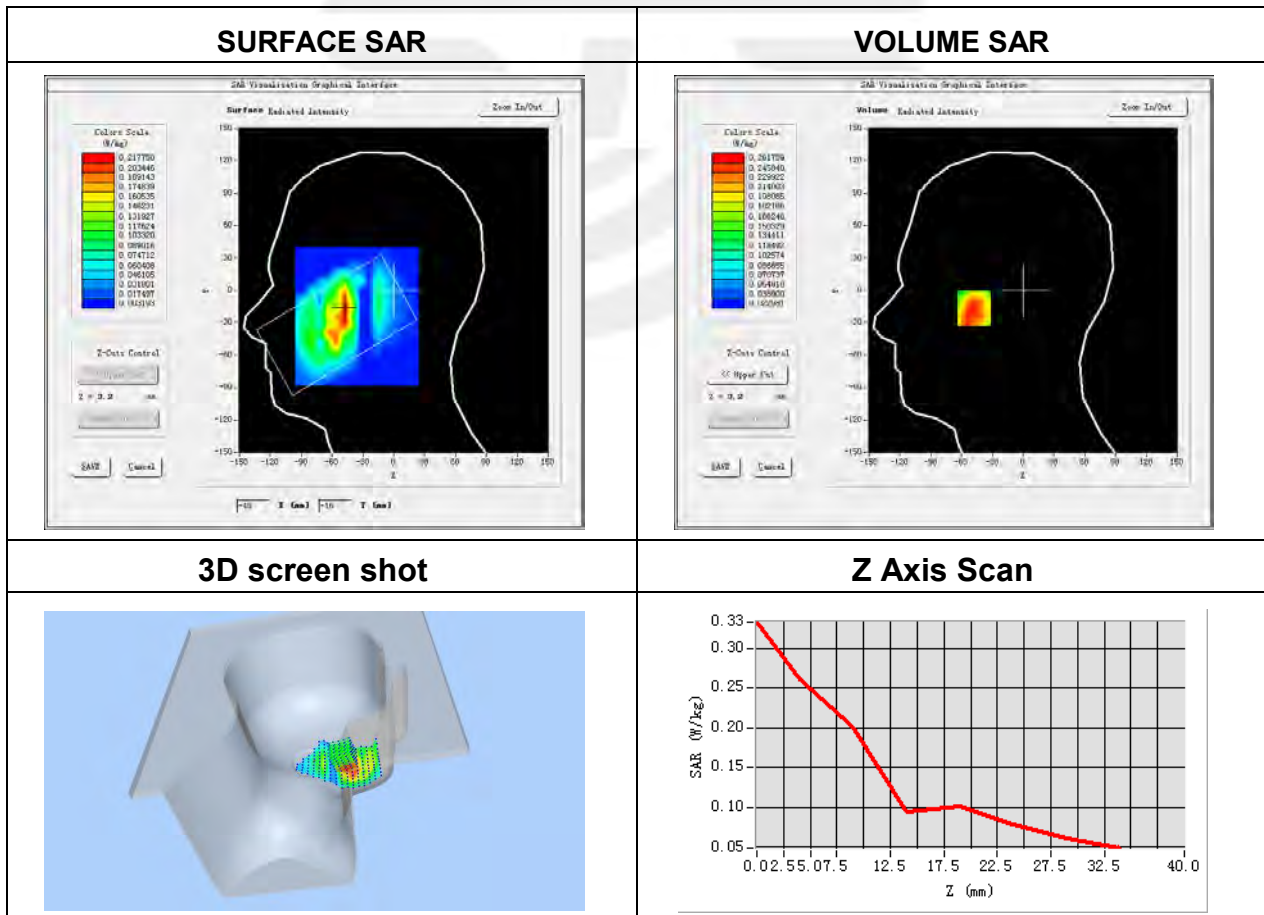
**Plot 31: DUT: Portable Translator; EUT Model: T1**

|                                   |   |
|-----------------------------------|---|
| Test Date                         | 2022-08-09  |
| Probe                             | SN 07/21 EPGO352  |
| Area Scan                         | dx=8mm, dy=8mm, h= 5.00 mm  |
| Zoom Scan                         | 5x5x7, dx=8mm, dy=8mm, dz=5mm, Complete/ndx=8mm, dy=8mm, h= 5.00 mm |
| Phantom                           | Left head   |
| Device Position                   | Cheek   |
| Band                              | LTE Band 26 (RB 1)  |
| Signal                            | LTE (Crest factor: 1.0)   |
| Frequency (MHz)                   | 831.5   |
| Relative permittivity (real part) | 41.21   |
| Conductivity (S/m)                | 0.94  |

Maximum location: X=-48.00, Y=-16.00

SAR Peak: 0.36 W/kg

|                |          |
|----------------|----------|
| SAR 10g (W/Kg) | 0.154281 |
| SAR 1g (W/Kg)  | 0.244500 |





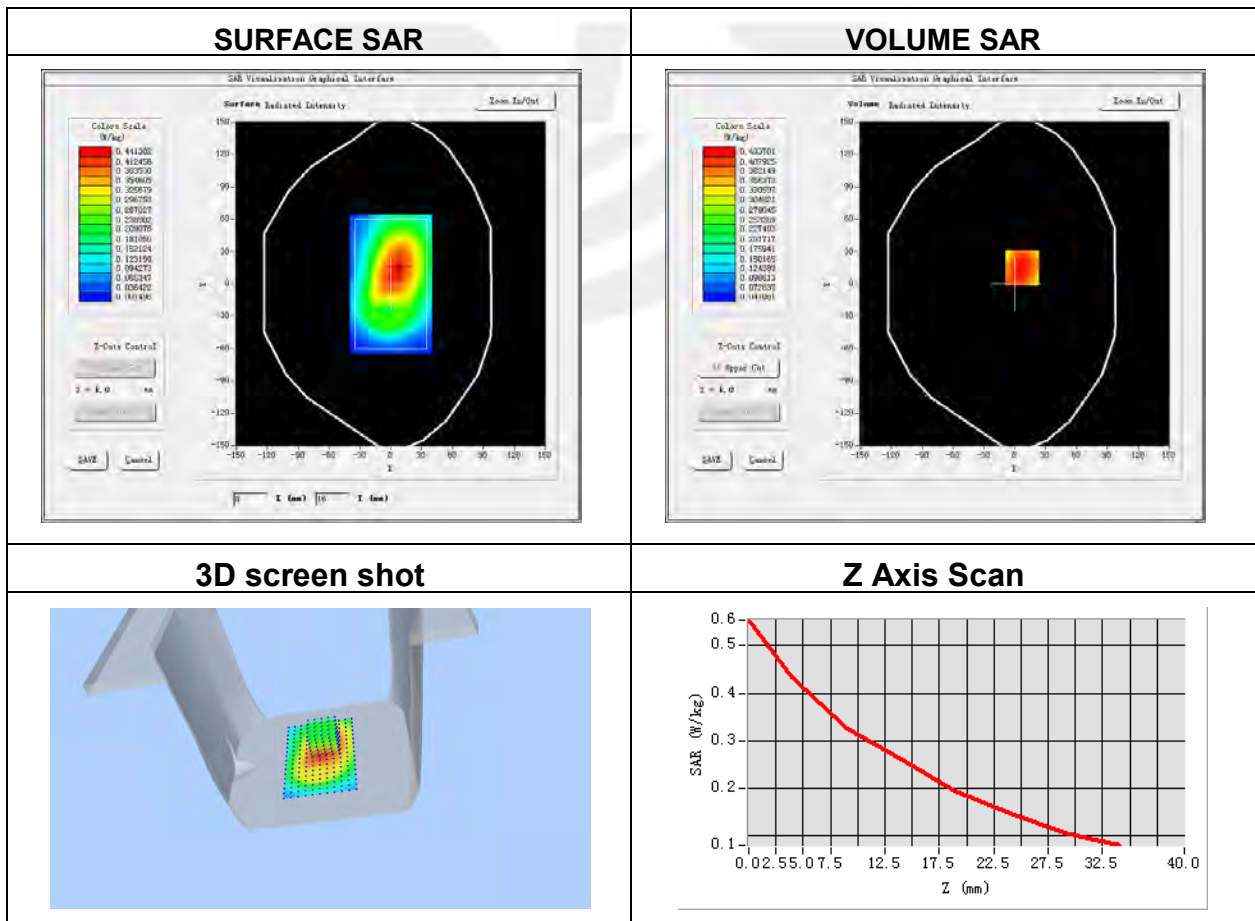
**Plot 32: DUT: Portable Translator; EUT Model: T1**

|                                   |  |
|-----------------------------------|--|
| Test Date                         | 2022-08-09   |
| Probe                             | SN 07/21 EPGO352   |
| Area Scan                         | dx=8mm, dy=8mm, h= 5.00 mm   |
| Zoom Scan                         | 5x5x7, dx=8mm, dy=8mm, dz=5mm,<br>Complete/ndx=8mm, dy=8mm, h= 5.00 mm |
| Phantom                           | Validation plane   |
| Device Position                   | Back Side  |
| Band                              | LTE Band 26 (RB 1)   |
| Signal                            | LTE (Crest factor: 1.0)  |
| Frequency (MHz)                   | 831.5  |
| Relative permittivity (real part) | 41.21  |
| Conductivity (S/m)                | 0.94   |

Maximum location: X=7.00, Y=15.00

SAR Peak: 0.55 W/kg

|                |          |
|----------------|----------|
| SAR 10g (W/Kg) | 0.304631 |
| SAR 1g (W/Kg)  | 0.423572 |





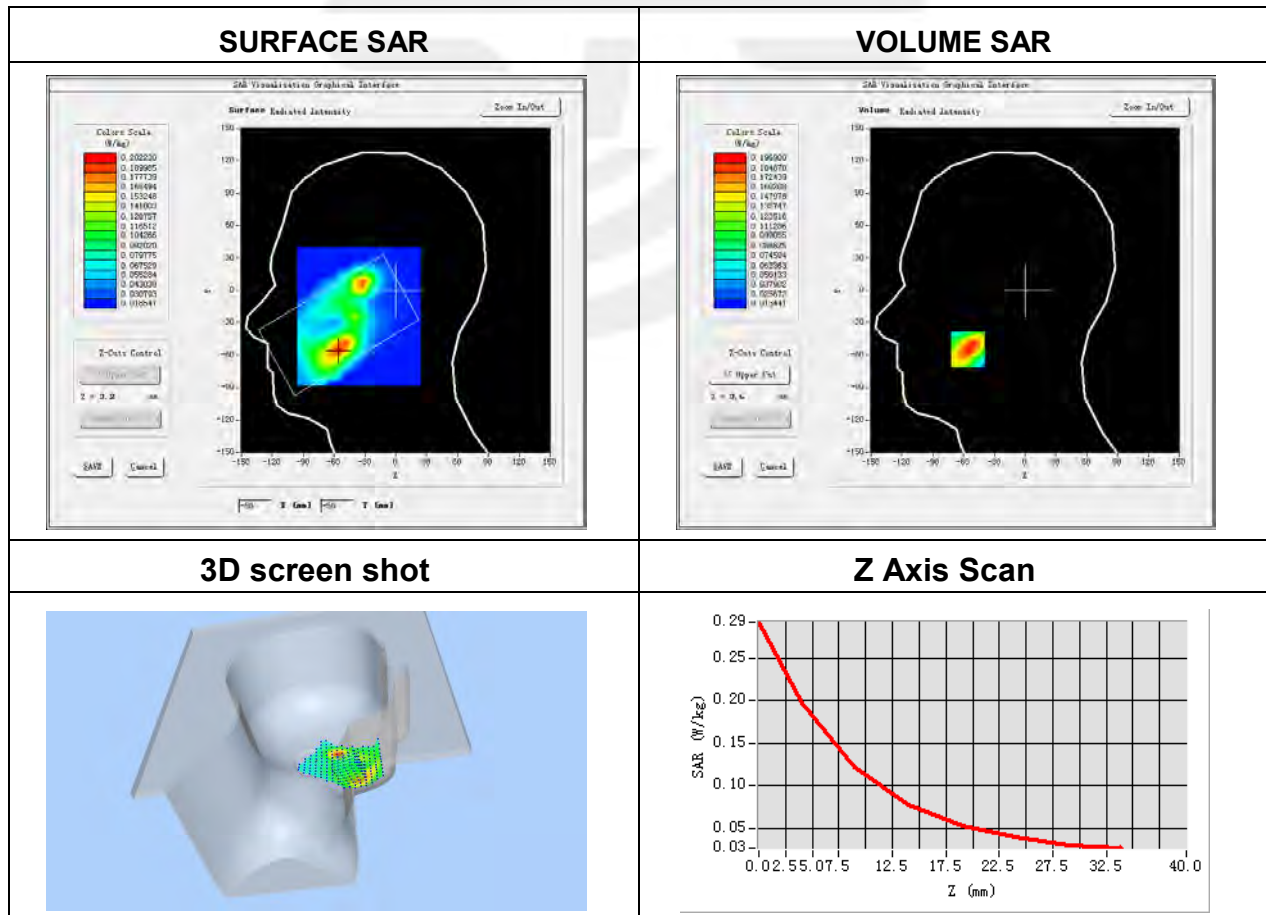
**Plot 33: DUT: Portable Translator; EUT Model: T1**

|                                   |   |
|-----------------------------------|---|
| Test Date                         | 2022-08-26  |
| Probe                             | SN 07/21 EPGO352  |
| Area Scan                         | dx=8mm, dy=8mm, h= 5.00 mm  |
| Zoom Scan                         | 5x5x7, dx=8mm, dy=8mm, dz=5mm, Complete/ndx=8mm, dy=8mm, h= 5.00 mm |
| Phantom                           | Left head   |
| Device Position                   | Cheek   |
| Band                              | LTE Band 38 (RB 1)  |
| Signal                            | LTE (Crest factor: 1.0)   |
| Frequency (MHz)                   | 2595  |
| Relative permittivity (real part) | 39.91   |
| Conductivity (S/m)                | 1.99  |

Maximum location: X=-56.00, Y=-55.00

SAR Peak: 0.32 W/kg

|                |          |
|----------------|----------|
| SAR 10g (W/Kg) | 0.104481 |
| SAR 1g (W/Kg)  | 0.191495 |



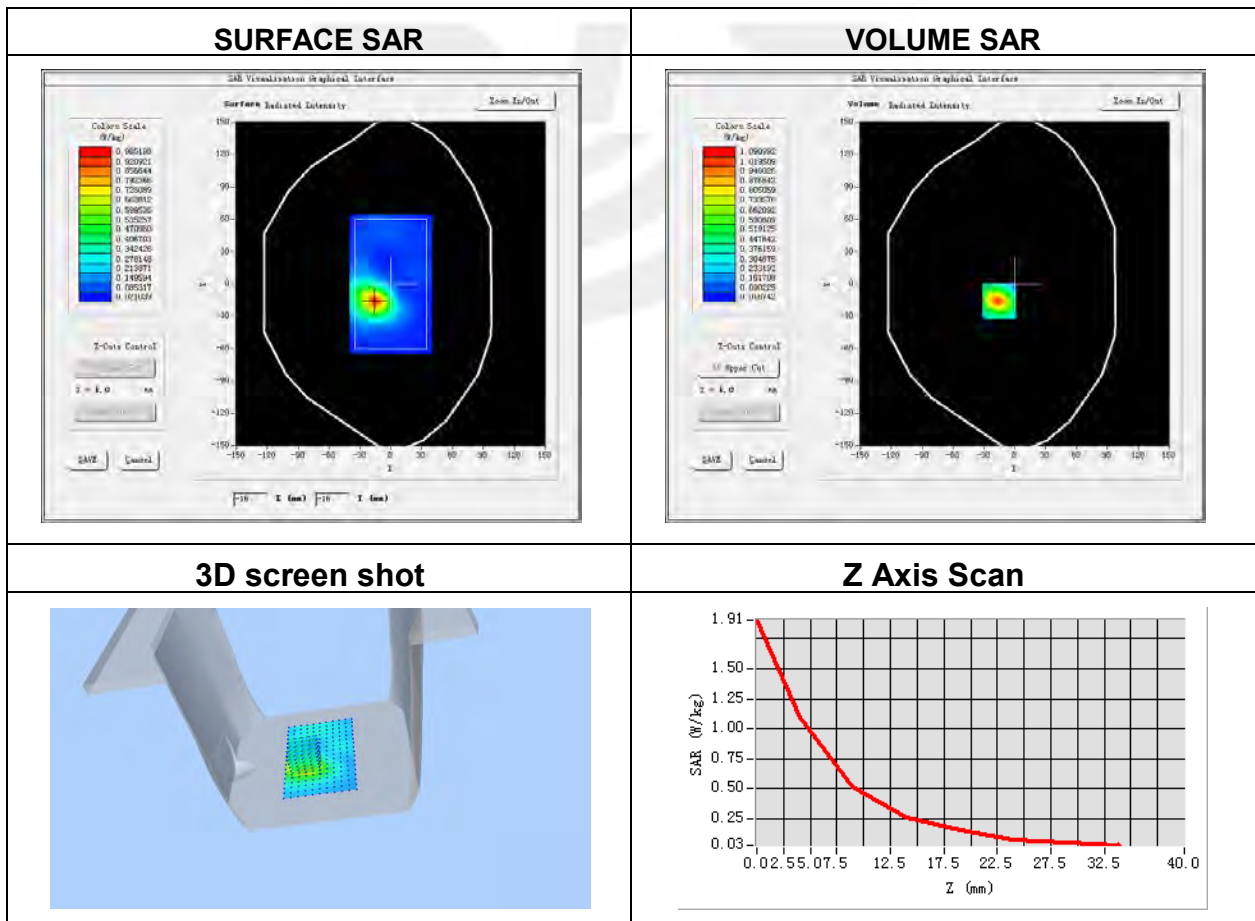
**Plot 34: DUT: Portable Translator; EUT Model: T1**

|                                   |  |
|-----------------------------------|--|
| Test Date                         | 2022-08-26   |
| Probe                             | SN 07/21 EPGO352   |
| Area Scan                         | dx=8mm, dy=8mm, h= 5.00 mm   |
| Zoom Scan                         | 5x5x7, dx=8mm, dy=8mm, dz=5mm,<br>Complete/ndx=8mm, dy=8mm, h= 5.00 mm |
| Phantom                           | Validation plane   |
| Device Position                   | Back Side  |
| Band                              | LTE Band 38 (RB 1)   |
| Signal                            | LTE (Crest factor: 1.0)  |
| Frequency (MHz)                   | 2595   |
| Relative permittivity (real part) | 39.91  |
| Conductivity (S/m)                | 1.99   |

Maximum location: X=-15.00, Y=-16.00

SAR Peak: 1.89 W/kg

|                |          |
|----------------|----------|
| SAR 10g (W/Kg) | 0.448871 |
| SAR 1g (W/Kg)  | 0.993681 |



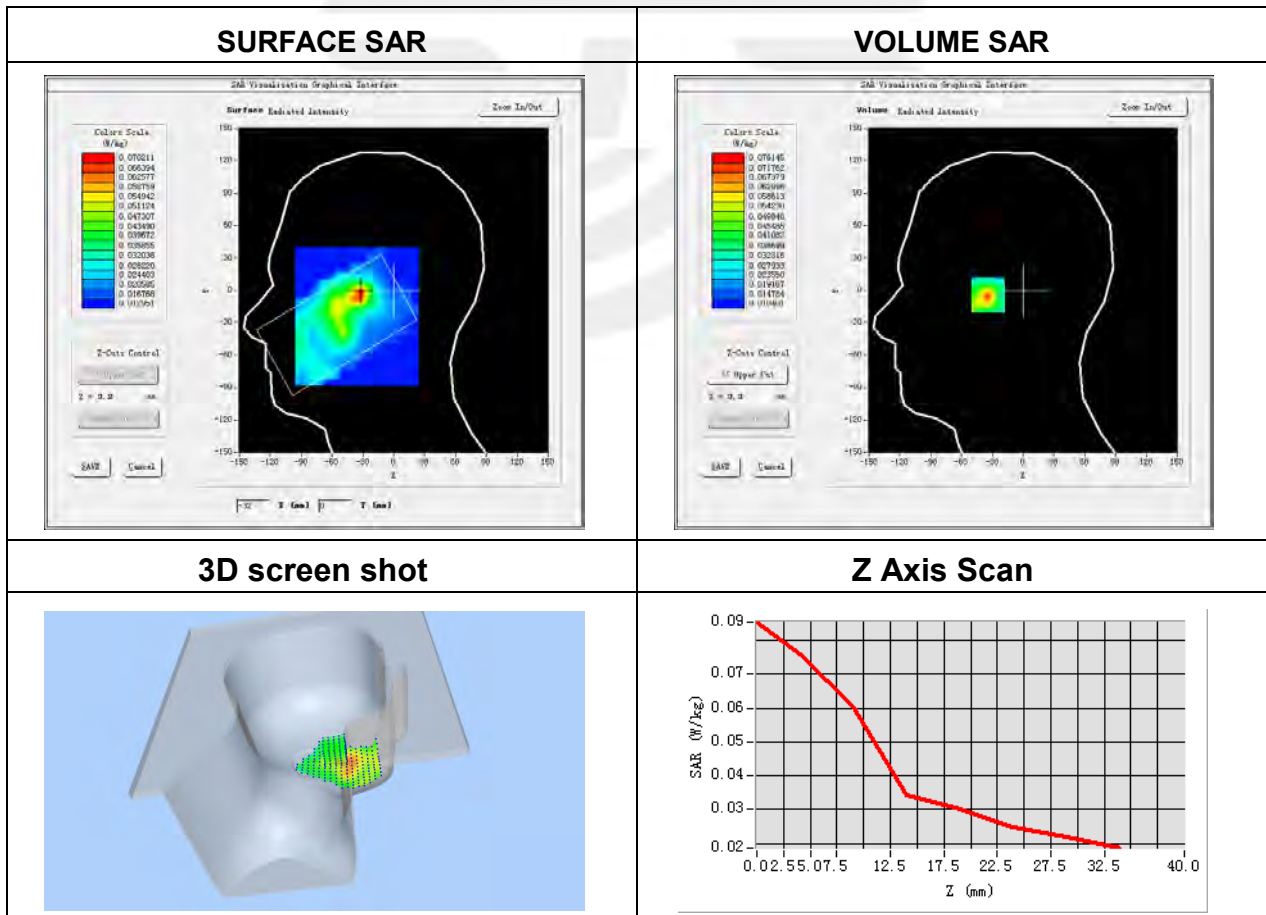
**Plot 35: DUT: Portable Translator; EUT Model: T1**

|                                   |   |
|-----------------------------------|---|
| Test Date                         | 2022-08-22  |
| Probe                             | SN 07/21 EPGO352  |
| Area Scan                         | dx=8mm, dy=8mm, h= 5.00 mm  |
| Zoom Scan                         | 5x5x7, dx=8mm, dy=8mm, dz=5mm, Complete/ndx=8mm, dy=8mm, h= 5.00 mm |
| Phantom                           | Left head   |
| Device Position                   | Cheek   |
| Band                              | LTE Band 40 (RB 1)  |
| Signal                            | LTE (Crest factor: 1.0)   |
| Frequency (MHz)                   | 2395  |
| Relative permittivity (real part) | 40.21   |
| Conductivity (S/m)                | 1.74  |

Maximum location: X=-33.00, Y=-3.00

SAR Peak: 0.10 W/kg

|                |          |
|----------------|----------|
| SAR 10g (W/Kg) | 0.041358 |
| SAR 1g (W/Kg)  | 0.067550 |



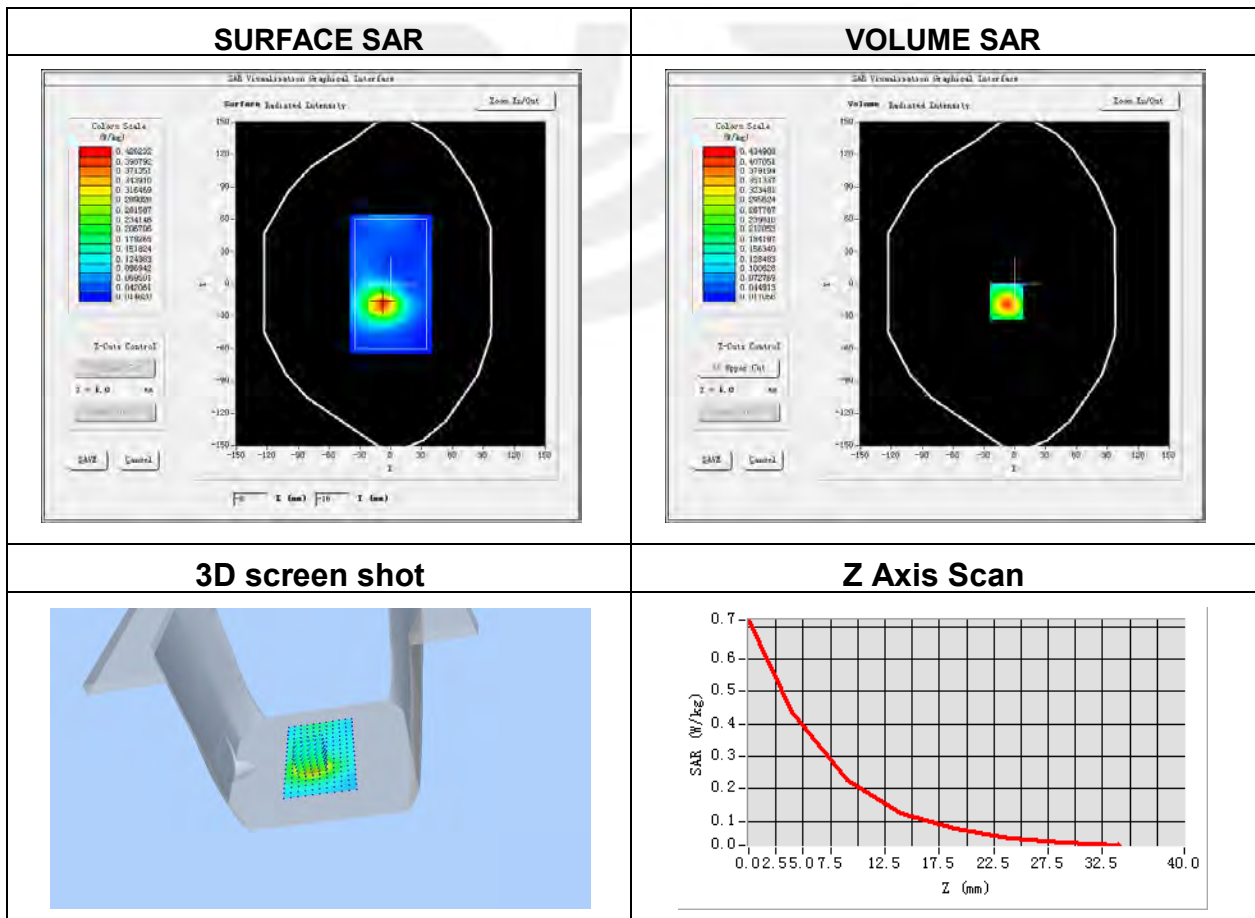
**Plot 36: DUT: Portable Translator; EUT Model: T1**

|                                   |  |
|-----------------------------------|--|
| Test Date                         | 2022-08-22   |
| Probe                             | SN 07/21 EPGO352   |
| Area Scan                         | dx=8mm, dy=8mm, h= 5.00 mm   |
| Zoom Scan                         | 5x5x7, dx=8mm, dy=8mm, dz=5mm,<br>Complete/ndx=8mm, dy=8mm, h= 5.00 mm |
| Phantom                           | Validation plane   |
| Device Position                   | Back Side  |
| Band                              | LTE Band 40 (RB 1)   |
| Signal                            | LTE (Crest factor: 1.0)  |
| Frequency (MHz)                   | 2395   |
| Relative permittivity (real part) | 40.21  |
| Conductivity (S/m)                | 1.74   |

Maximum location: X=-8.00, Y=-17.00

SAR Peak: 0.71 W/kg

|                |          |
|----------------|----------|
| SAR 10g (W/Kg) | 0.200209 |
| SAR 1g (W/Kg)  | 0.400319 |





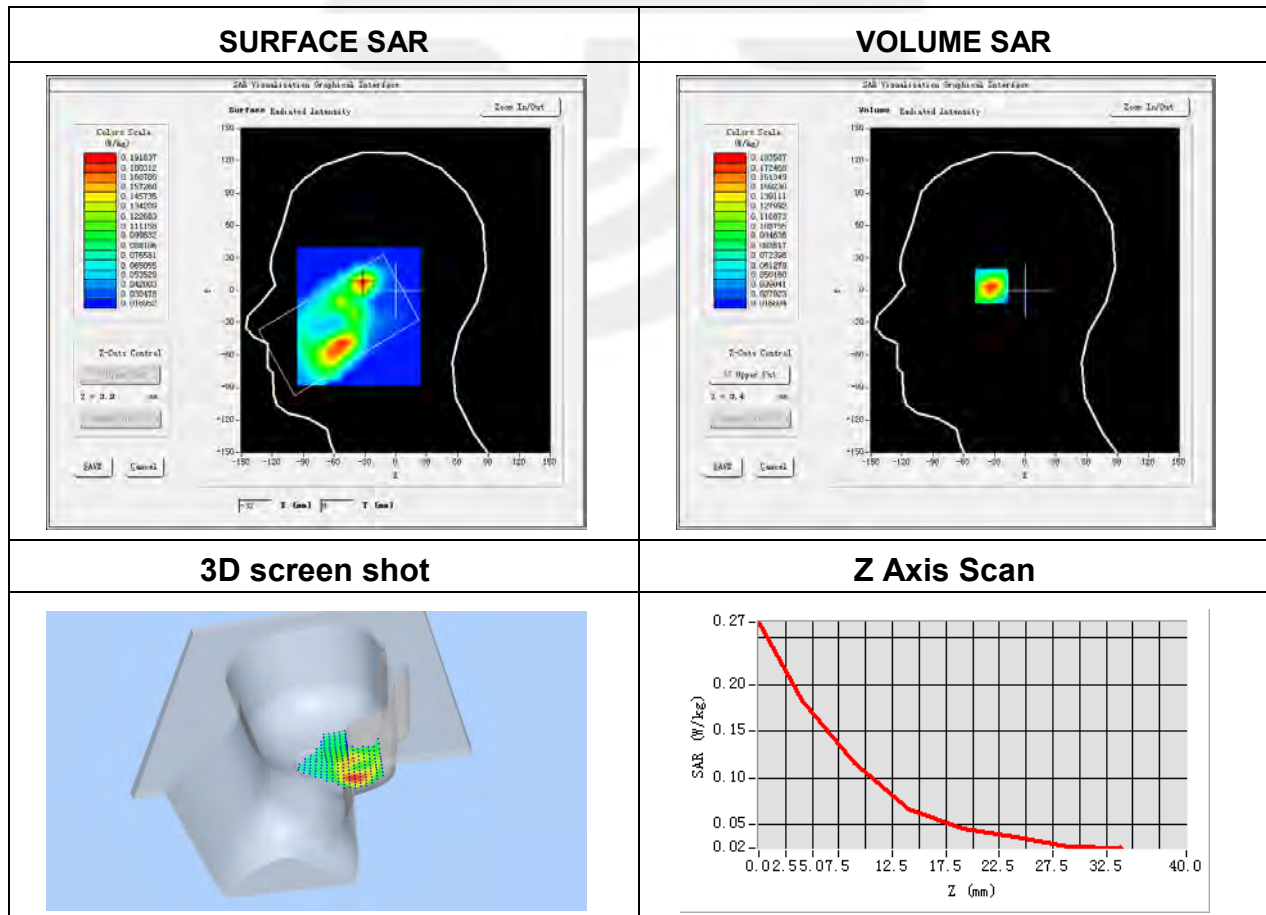
**Plot 37: DUT: Portable Translator; EUT Model: T1**

|                                   |   |
|-----------------------------------|---|
| Test Date                         | 2022-08-26  |
| Probe                             | SN 07/21 EPGO352  |
| Area Scan                         | dx=8mm, dy=8mm, h= 5.00 mm  |
| Zoom Scan                         | 5x5x7, dx=8mm, dy=8mm, dz=5mm, Complete/ndx=8mm, dy=8mm, h= 5.00 mm |
| Phantom                           | Left head   |
| Device Position                   | Cheek   |
| Band                              | LTE Band 41 (RB 1)  |
| Signal                            | LTE (Crest factor: 1.0)   |
| Frequency (MHz)                   | 2593  |
| Relative permittivity (real part) | 39.31   |
| Conductivity (S/m)                | 1.92  |

Maximum location: X=-32.00, Y=7.00

SAR Peak: 0.27 W/kg

|                |          |
|----------------|----------|
| SAR 10g (W/Kg) | 0.088438 |
| SAR 1g (W/Kg)  | 0.169368 |





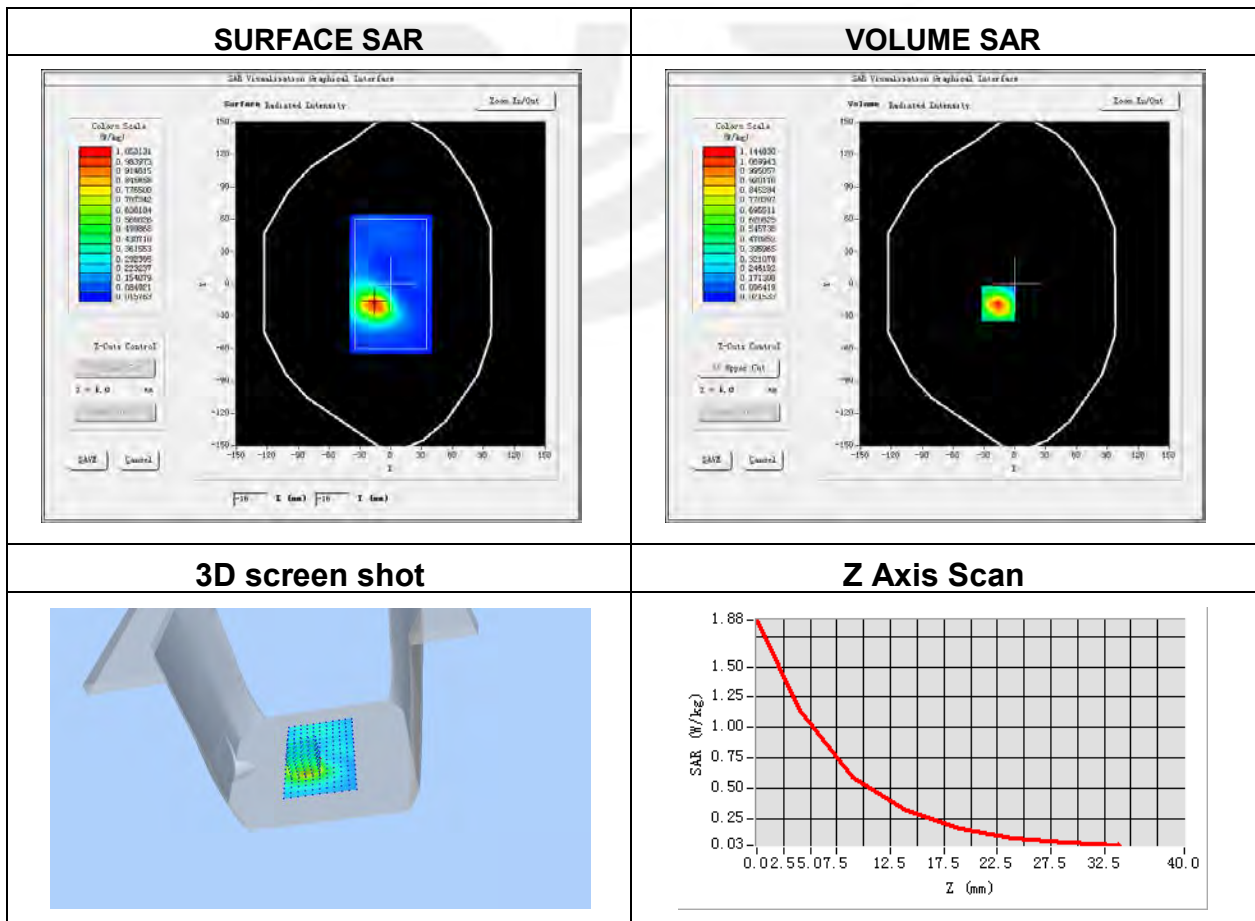
**Plot 38: DUT: Portable Translator; EUT Model: T1**

|                                   |  |
|-----------------------------------|--|
| Test Date                         | 2022-08-26   |
| Probe                             | SN 07/21 EPGO352   |
| Area Scan                         | dx=8mm, dy=8mm, h= 5.00 mm   |
| Zoom Scan                         | 5x5x7, dx=8mm, dy=8mm, dz=5mm,<br>Complete/ndx=8mm, dy=8mm, h= 5.00 mm |
| Phantom                           | Validation plane   |
| Device Position                   | Back Side  |
| Band                              | LTE Band 41 (RB 1)   |
| Signal                            | LTE (Crest factor: 1.0)  |
| Frequency (MHz)                   | 2593   |
| Relative permittivity (real part) | 39.31  |
| Conductivity (S/m)                | 1.92   |

Maximum location: X=-16.00, Y=-18.00

SAR Peak: 1.95 W/kg

|                |          |
|----------------|----------|
| SAR 10g (W/Kg) | 0.487865 |
| SAR 1g (W/Kg)  | 1.067592 |





## Appendix C. Probe Calibration and Dipole Calibration Report

Refer the appendix Calibration Report.

※※※※END OF THE REPORT※※※※

