
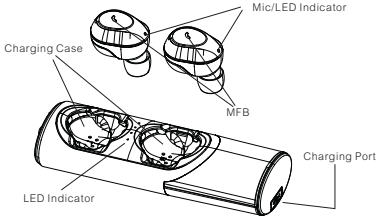




59*68mm(折后尺寸) 120g双铜)
正反印刷,风琴折

 <p>User Manual WIRELESS HEADSET</p>	<p>INSTRUCTIONS</p>  <table border="1"> <tr><td>Introduction</td><td></td></tr> <tr><td>Version</td><td>V5.0</td></tr> <tr><td>Profile</td><td>HFP/HSP/AG/AVRCP</td></tr> <tr><td>Frequency</td><td>2.402-2.480 GHz</td></tr> <tr><td>Charging voltage</td><td>5V</td></tr> <tr><td>Charging time</td><td>about 1.5h</td></tr> <tr><td>Talking time</td><td>about 6h</td></tr> <tr><td>Music time</td><td>about 4h</td></tr> <tr><td>Standby time</td><td>about 50h</td></tr> <tr><td>Distance</td><td>10 M</td></tr> <tr><td>Earbud battery</td><td>about 40mAh</td></tr> <tr><td>Charging box</td><td>about 600mAh</td></tr> </table>	Introduction		Version	V5.0	Profile	HFP/HSP/AG/AVRCP	Frequency	2.402-2.480 GHz	Charging voltage	5V	Charging time	about 1.5h	Talking time	about 6h	Music time	about 4h	Standby time	about 50h	Distance	10 M	Earbud battery	about 40mAh	Charging box	about 600mAh	<p>INSTRUCTIONS</p> <p>Cool Points</p> <ol style="list-style-type: none"> Free to choose mono or stereo mode. Bluetooth 5.0, super lower consumption. Dual ear listening when the call is coming Ultra sensitive dynamic drivers deliver powerful and accurate stereo sound. DSP noise cancellation with crystal HD sound. Smart charging box to support 22-hour music playing and 25-hour talking <p>How to Charge?</p> <p>Charging the base</p> <ol style="list-style-type: none"> Please fully charge the base before using the headset for the first time. When the four LED light on the base all become turn on, it means the battery is fully charged. Charging time: about 2 hours. Base can support charging and discharging simultaneously. <p>Charging the headset</p> <ol style="list-style-type: none"> Please fully charge the headset on the base before using it for the first time. Charging time: about 1.5 hour 	<p>HEADSET USING</p> <p>3. Charging status: red LED light turns on; Fully charged status: blue LED light turns on.</p> <p>4. Low battery status: voice prompt "Battery low" every 10 seconds.</p> <p>5. If the headset has not been used for a long time or the power of headset has been exhausted, its charging LED will be delayed for a few minutes before it lights.</p> <p>6. If the headset is in LOWE-POWER indication and not be charged in one minute, it will power off automatically.</p> <p>How to pair headset with mobile phones?</p> <ol style="list-style-type: none"> Make sure the headset is in power-off mode and the range between headset and mobile phone is in one meter. Hold left and right ear-bud simultaneously for 2 seconds to the blue light flash, then 2 ear-buds enter into TWS mode. When one headset's blue light flashes 2 times slowly and the other headset's light doesn't flash, it means TWS connection is successful. Search RWS-X8 on mobile phone and pair it. After connection, headset enters into standby mode, blue light flashes 2 times every 6 seconds. 	<p>HEADSET USING</p> <p>Tip:</p> <ol style="list-style-type: none"> If the headset doesn't pair with mobile phone after turned on, it will power off automatically. Make sure the range between headset and mobile phone is within 10 meters. <p>Basic Function Operation</p> <p>Answer the call Voice prompt "Incoming call", click MFB to answer it</p> <p>Reject the call Hold MFB for 2 seconds to reject the call</p> <p>Hang up the call Click MFB when the call is coming</p> <p>Play/Pause music Click MFB to play and pause music.</p> <p>Redial last number Double click MFB in standby mode. Click again to delete redialing.</p> <p>Switch call between phone and headset Double click MFB</p>	<p>HEADSET USING</p> <p>Call waiting Hold the MFB</p> <p>Battery display Support iOS and some Android battery display</p> <p>Fully charged Blue light is still on</p> <p>LED light Indicator</p> <table border="1"> <tr><td>Power off</td><td>Red light flashes 2 times quickly</td></tr> <tr><td>Low power</td><td>Red light flashes quickly</td></tr> <tr><td>Charging</td><td>Red light is still on</td></tr> <tr><td>Reconnect</td><td>Blue light flashes 3 time every 2 seconds</td></tr> <tr><td>Music playing</td><td>No light</td></tr> <tr><td>Standby</td><td>Blue light flashes slowly every 6 seconds</td></tr> <tr><td>Charging finished</td><td>Blue light is still on</td></tr> <tr><td>Incoming call</td><td>Blue light flashes quickly</td></tr> </table>	Power off	Red light flashes 2 times quickly	Low power	Red light flashes quickly	Charging	Red light is still on	Reconnect	Blue light flashes 3 time every 2 seconds	Music playing	No light	Standby	Blue light flashes slowly every 6 seconds	Charging finished	Blue light is still on	Incoming call	Blue light flashes quickly	<p>HEADSET USING</p> <p>FAQ</p> <ol style="list-style-type: none"> Reset: Put both earbuds back to charging box. Factory restore setting: Hold MFB for 20 seconds in power-off mode. When blue and red light flashes secondly, it's OK. In RWS mode, if one earbud is disconnected or has no sound, pls hold MFB of this earbud to be reconnected. <p>Safety Remind</p> <ol style="list-style-type: none"> Do not put the headset in water and moist air. It can not be water-resistant. Do not use corrosive cleaning fluid to clean the headset, soft dry cloth is available. Do not put the headset in extremely high or low temperature, -40°C-60°C is available. Do not expose the headset to the sharp stuffs. Do not replace build-in battery by yourself. Please utilize quality-passed travel charger to charge the headset. 	<p>HEADSET USING</p> <p>Frequently Asked Questions</p> <table border="1"> <tr> <td>If the headset can be used for Notebook, PC, Desktop computer and Pad?</td> <td>Yes, the headset can be used for the devices that support bluetooth version and functions</td> </tr> <tr> <td>Why I hear the mule and disturbance sound while calling?</td> <td>Cordless telephones and wireless network devices and other similar devices may generate disturbance, which be usually heard like static noise.</td> </tr> <tr> <td>Whether the headset disturb the on-board electronic devices radio or computer?</td> <td>No, the frequency generated by the headset is far below the frequency generated by common mobile phones</td> </tr> <tr> <td>Why an echo is heard while calling?</td> <td>Adjust the volume or move to other area and try again.</td> </tr> <tr> <td>How to clean the headset?</td> <td>Clean with dry and soft cloth</td> </tr> <tr> <td>The headset can not be fully charged?</td> <td>The headset and the charging cable may not be connected well. Please try again.</td> </tr> </table>	If the headset can be used for Notebook, PC, Desktop computer and Pad?	Yes, the headset can be used for the devices that support bluetooth version and functions	Why I hear the mule and disturbance sound while calling?	Cordless telephones and wireless network devices and other similar devices may generate disturbance, which be usually heard like static noise.	Whether the headset disturb the on-board electronic devices radio or computer?	No, the frequency generated by the headset is far below the frequency generated by common mobile phones	Why an echo is heard while calling?	Adjust the volume or move to other area and try again.	How to clean the headset?	Clean with dry and soft cloth	The headset can not be fully charged?	The headset and the charging cable may not be connected well. Please try again.	  <p>www.fineblue.com</p>
Introduction																																																												
Version	V5.0																																																											
Profile	HFP/HSP/AG/AVRCP																																																											
Frequency	2.402-2.480 GHz																																																											
Charging voltage	5V																																																											
Charging time	about 1.5h																																																											
Talking time	about 6h																																																											
Music time	about 4h																																																											
Standby time	about 50h																																																											
Distance	10 M																																																											
Earbud battery	about 40mAh																																																											
Charging box	about 600mAh																																																											
Power off	Red light flashes 2 times quickly																																																											
Low power	Red light flashes quickly																																																											
Charging	Red light is still on																																																											
Reconnect	Blue light flashes 3 time every 2 seconds																																																											
Music playing	No light																																																											
Standby	Blue light flashes slowly every 6 seconds																																																											
Charging finished	Blue light is still on																																																											
Incoming call	Blue light flashes quickly																																																											
If the headset can be used for Notebook, PC, Desktop computer and Pad?	Yes, the headset can be used for the devices that support bluetooth version and functions																																																											
Why I hear the mule and disturbance sound while calling?	Cordless telephones and wireless network devices and other similar devices may generate disturbance, which be usually heard like static noise.																																																											
Whether the headset disturb the on-board electronic devices radio or computer?	No, the frequency generated by the headset is far below the frequency generated by common mobile phones																																																											
Why an echo is heard while calling?	Adjust the volume or move to other area and try again.																																																											
How to clean the headset?	Clean with dry and soft cloth																																																											
The headset can not be fully charged?	The headset and the charging cable may not be connected well. Please try again.																																																											

NOTE: This equipment has been tested and found to comply with the limits for a Class B digital device, pursuant to part 15 of the FCC Rules. These limits are designed to provide reasonable protection against harmful interference in a residential installation. This equipment generates uses and can radiate radio frequency energy and, if not installed and used in accordance with the instructions, may cause harmful interference to radio communications. However, there is no guarantee that interference will not occur in a particular installation. If this equipment does cause harmful interference to radio or television reception, which can be determined by turning the equipment off and on, the user is encouraged to try to correct the interference by one or more of the following measures:

- Reorient or relocate the receiving antenna.
- Increase the separation between the equipment and receiver.
- Connect the equipment into an outlet on a circuit different from that to which the receiver is connected.
- Consult the dealer or an experienced radio/TV technician for help

Changes or modifications not expressly approved by the party responsible for compliance could void the user's authority to operate the equipment. This device complies with Part 15 of the FCC Rules. Operation is subject to the following two conditions:

- (1) this device may not cause harmful interference, and
- (2) this device must accept any interference received, including interference that may cause undesired operation.