

Mode:			802.11 n(HT20) Transmitting			Channel:		2462MHz	
NO	Freq. [MHz]	Factor [dB]	Reading [dBμV]	Level [dBμV/m]	Limit [dBμV/m]	Margin [dB]	Result	Polarity	Remark
1	1250.2250	0.93	43.03	43.96	74.00	30.04	PASS	H	PK
2	1645.2645	2.58	41.71	44.29	74.00	29.71	PASS	H	PK
3	3185.0123	-20.39	58.87	38.48	74.00	35.52	PASS	H	PK
4	4923.1282	-16.11	61.82	45.71	74.00	28.29	PASS	H	PK
5	6917.2612	-11.83	55.03	43.20	74.00	30.80	PASS	H	PK
6	9223.4149	-7.90	53.03	45.13	74.00	28.87	PASS	H	PK
7	1282.2282	1.01	43.15	44.16	74.00	29.84	PASS	V	PK
8	1696.8697	2.92	42.47	45.39	74.00	28.61	PASS	V	PK
9	3066.0044	-20.60	68.90	48.30	74.00	25.70	PASS	V	PK
10	3464.0309	-20.08	61.09	41.01	74.00	32.99	PASS	V	PK
11	4923.1282	-16.11	61.70	45.59	74.00	28.41	PASS	V	PK
12	7186.2791	-11.80	55.08	43.28	74.00	30.72	PASS	V	PK

Remark:

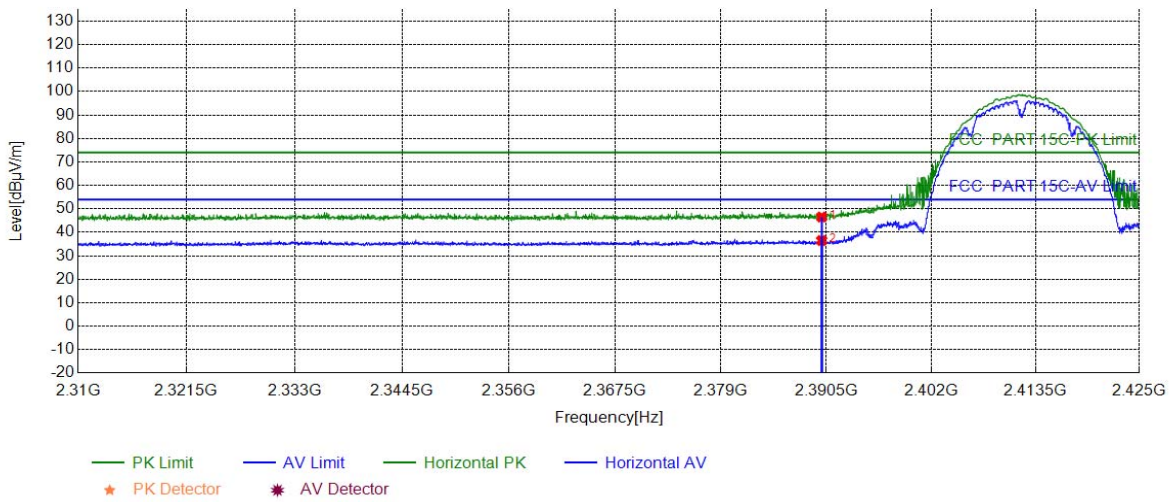
- 1) The field strength is calculated by adding the Antenna Factor, Cable Factor & Preamplifier. The basic equation with a sample calculation is as follows:
 Final Test Level = Receiver Reading + Factor
 Factor = Antenna Factor + Cable Factor – Preamplifier Factor
- 2) Scan from 9kHz to 25GHz, the disturbance above 10GHz and below 30MHz was very low. As shown in this section, for frequencies above 1GHz, the field strength limits are based on average limits. However, the peak field strength of any emission shall not exceed the maximum permitted average limits specified above by more than 20 dB under any condition of modulation. So, only the peak measurements were shown in the report.

Restricted bands:

Test plot as follows:

Mode:	802.11 b Transmitting	Channel:	2412
Remark:			

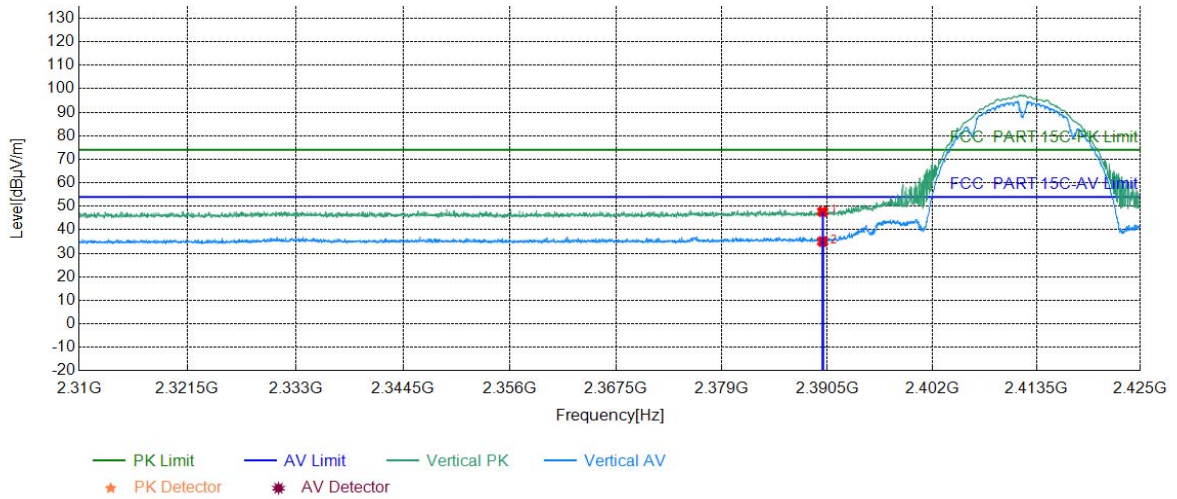
Test Graph



Suspected List									
NO	Freq. [MHz]	Factor [dB]	Reading [dBµV]	Level [dBµV/m]	Limit [dBµV/m]	Margin [dB]	Result	Polarity	Remark
1	2390.0000	5.77	40.77	46.54	74.00	27.46	PASS	Horizontal	PK
2	2390.0000	5.77	30.72	36.49	54.00	17.51	PASS	Horizontal	AV

Mode:	802.11 b Transmitting	Channel:	2412
Remark:			

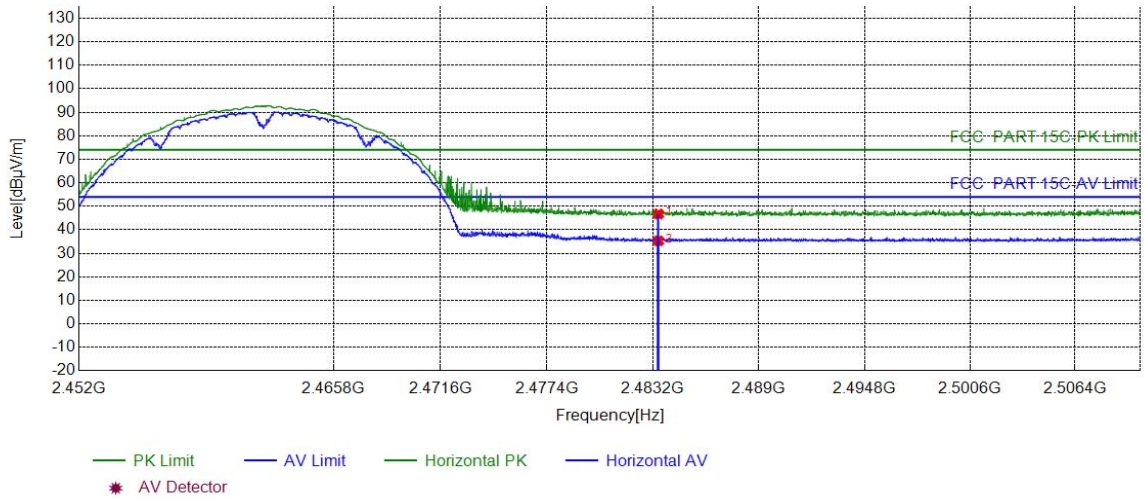
Test Graph



Suspected List									
NO	Freq. [MHz]	Factor [dB]	Reading [dBµV]	Level [dBµV/m]	Limit [dBµV/m]	Margin [dB]	Result	Polarity	Remark
1	2390.0000	5.77	41.95	47.72	74.00	26.28	PASS	Vertical	PK
2	2390.0000	5.77	29.24	35.01	54.00	18.99	PASS	Vertical	AV

Mode:	802.11 b Transmitting	Channel:	2462
Remark:			

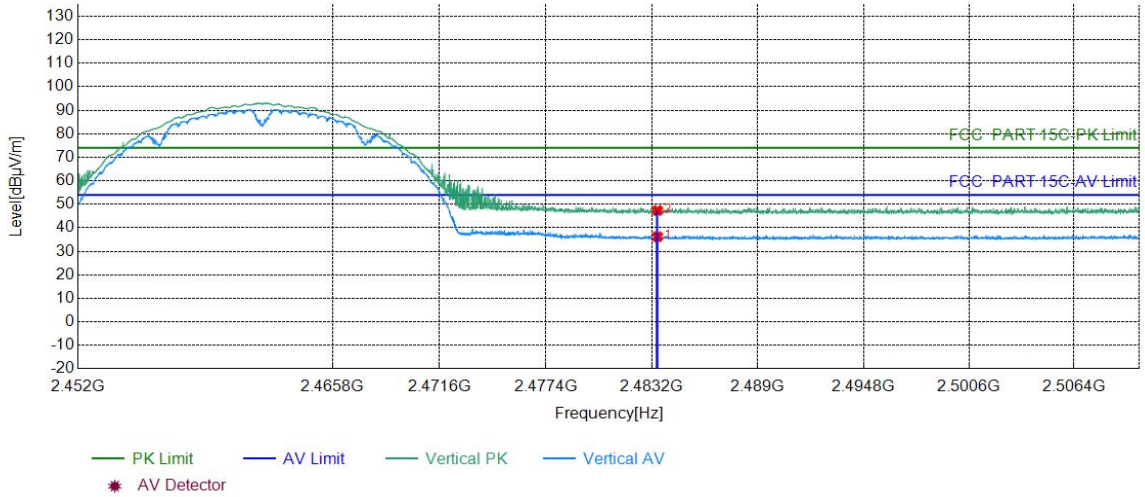
Test Graph



Suspected List									
NO	Freq. [MHz]	Factor [dB]	Reading [dBµV]	Level [dBµV/m]	Limit [dBµV/m]	Margin [dB]	Result	Polarity	Remark
1	2483.5000	6.57	40.18	46.75	74.00	27.25	PASS	Horizontal	PK
2	2483.5000	6.57	28.75	35.32	54.00	18.68	PASS	Horizontal	AV

Mode:	802.11 b Transmitting	Channel:	2462
Remark:			

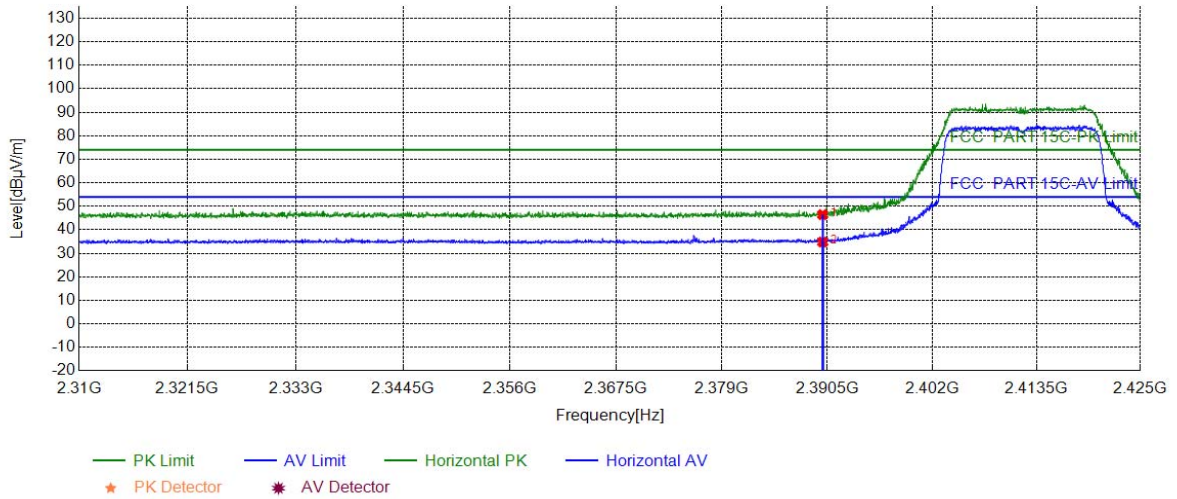
Test Graph



Suspected List									
NO	Freq. [MHz]	Factor [dB]	Reading [dBµV]	Level [dBµV/m]	Limit [dBµV/m]	Margin [dB]	Result	Polarity	Remark
1	2483.5000	6.57	29.62	36.19	54.00	17.81	PASS	Vertical	AV
2	2483.5000	6.57	40.80	47.37	74.00	26.63	PASS	Vertical	PK

Mode:	802.11 g Transmitting	Channel:	2412
Remark:			

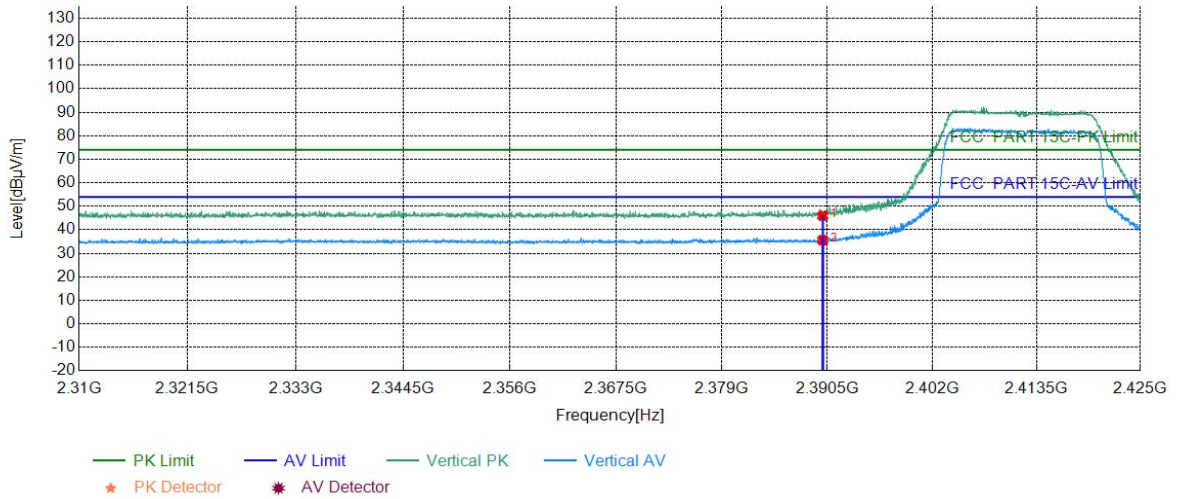
Test Graph



Suspected List									
NO	Freq. [MHz]	Factor [dB]	Reading [dBµV]	Level [dBµV/m]	Limit [dBµV/m]	Margin [dB]	Result	Polarity	Remark
1	2390.0000	5.77	40.69	46.46	74.00	27.54	PASS	Horizontal	PK
2	2390.0000	5.77	29.02	34.79	54.00	19.21	PASS	Horizontal	AV

Mode:	802.11 g Transmitting	Channel:	2412
Remark:			

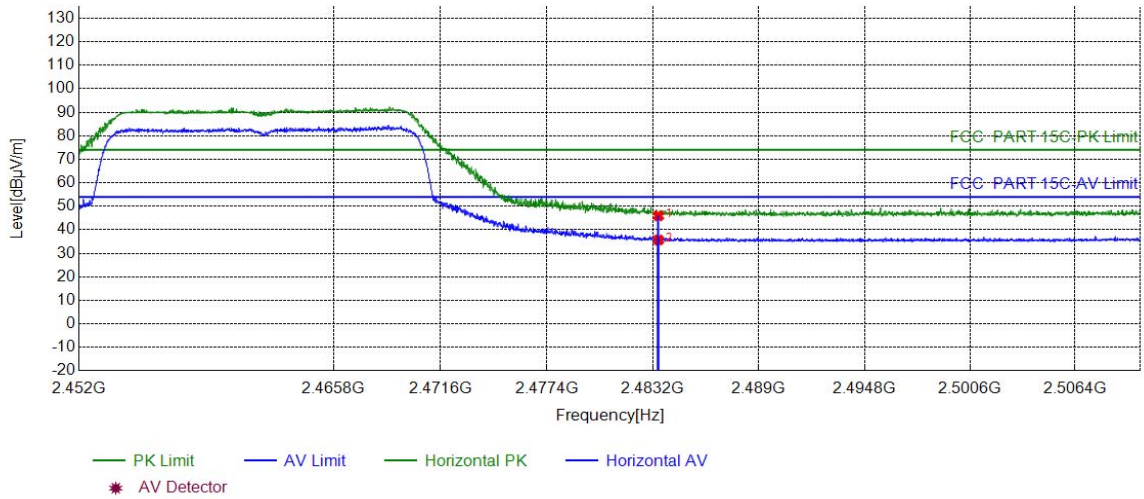
Test Graph



Suspected List									
NO	Freq. [MHz]	Factor [dB]	Reading [dBµV]	Level [dBµV/m]	Limit [dBµV/m]	Margin [dB]	Result	Polarity	Remark
1	2390.0000	5.77	40.24	46.01	74.00	27.99	PASS	Vertical	PK
2	2390.0000	5.77	29.82	35.59	54.00	18.41	PASS	Vertical	AV

Mode:	802.11 g Transmitting	Channel:	2462
Remark:			

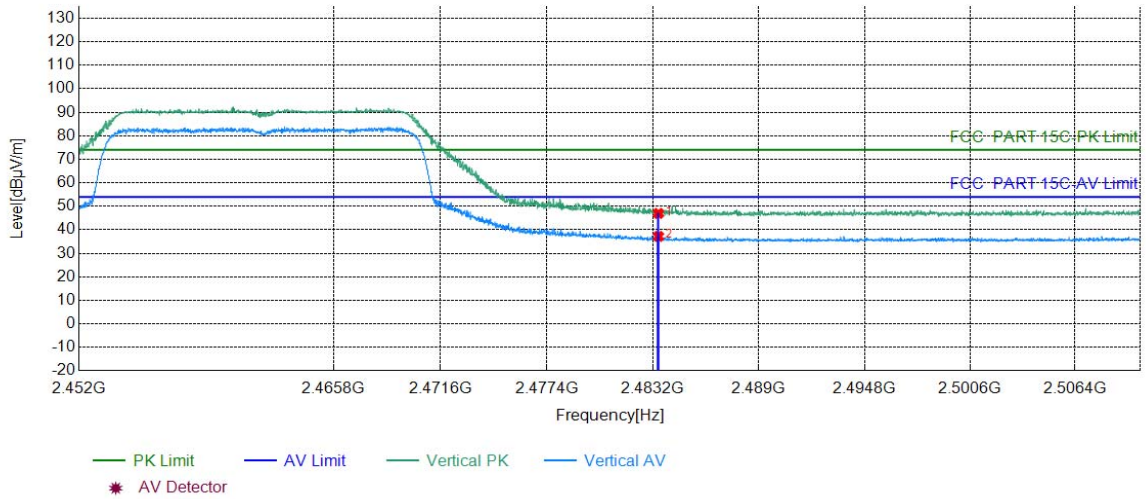
Test Graph



Suspected List									
NO	Freq. [MHz]	Factor [dB]	Reading [dBµV]	Level [dBµV/m]	Limit [dBµV/m]	Margin [dB]	Result	Polarity	Remark
1	2483.5000	6.57	39.38	45.95	74.00	28.05	PASS	Horizontal	PK
2	2483.5000	6.57	29.11	35.68	54.00	18.32	PASS	Horizontal	AV

Mode:	802.11 g Transmitting	Channel:	2462
Remark:			

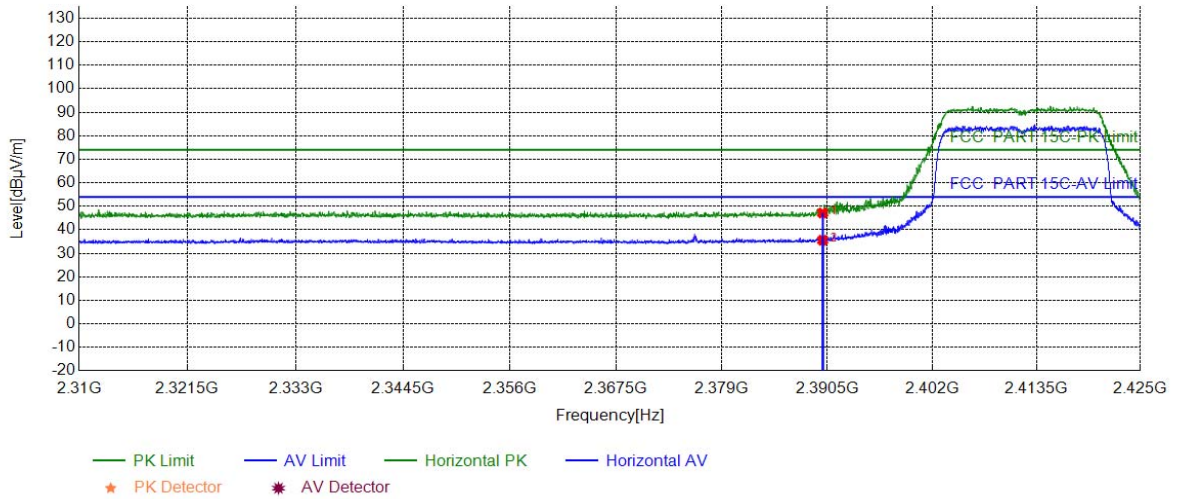
Test Graph



Suspected List									
NO	Freq. [MHz]	Factor [dB]	Reading [dBµV]	Level [dBµV/m]	Limit [dBµV/m]	Margin [dB]	Result	Polarity	Remark
1	2483.5000	6.57	40.42	46.99	74.00	27.01	PASS	Vertical	PK
2	2483.5000	6.57	30.63	37.20	54.00	16.80	PASS	Vertical	AV

Mode:	802.11 n(HT20) Transmitting	Channel:	2412
Remark:			

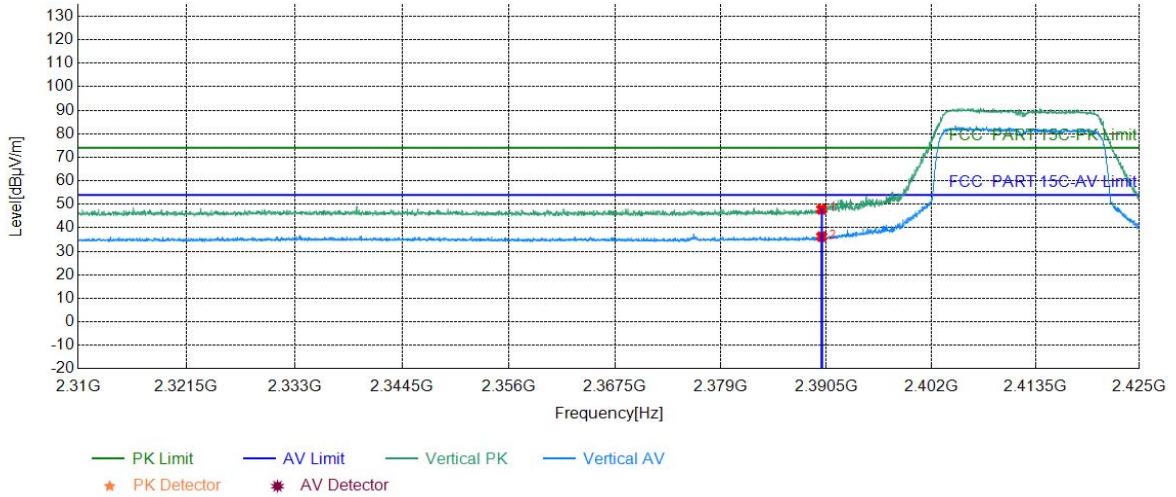
Test Graph



Suspected List									
NO	Freq. [MHz]	Factor [dB]	Reading [dBµV]	Level [dBµV/m]	Limit [dBµV/m]	Margin [dB]	Result	Polarity	Remark
1	2390.0000	5.77	41.40	47.17	74.00	26.83	PASS	Horizontal	PK
2	2390.0000	5.77	29.79	35.56	54.00	18.44	PASS	Horizontal	AV

Mode:	802.11 n(HT20) Transmitting	Channel:	2412
Remark:			

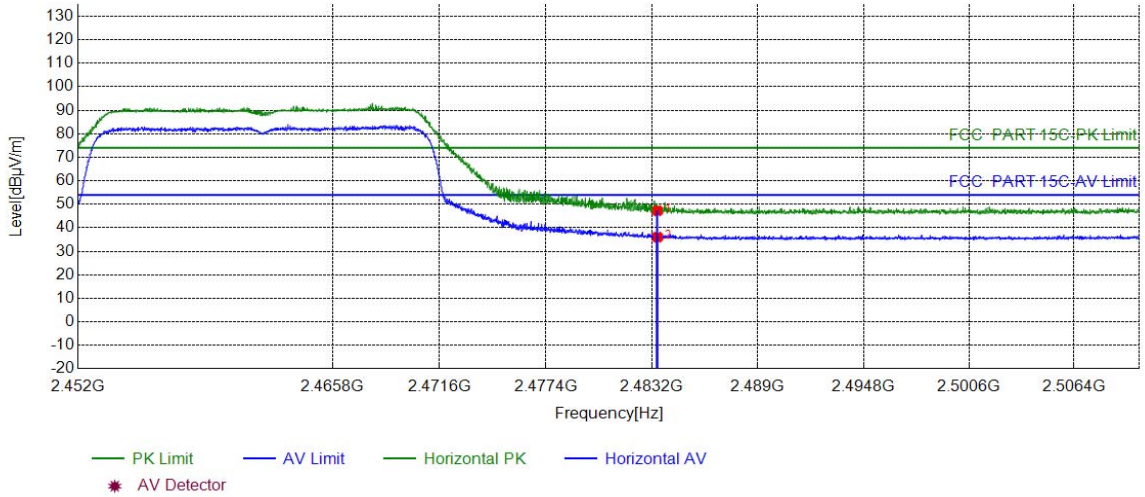
Test Graph



Suspected List									
NO	Freq. [MHz]	Factor [dB]	Reading [dBµV]	Level [dBµV/m]	Limit [dBµV/m]	Margin [dB]	Result	Polarity	Remark
1	2390.0000	5.77	42.08	47.85	74.00	26.15	PASS	Vertical	PK
2	2390.0000	5.77	30.47	36.24	54.00	17.76	PASS	Vertical	AV

Mode:	802.11 n(HT20) Transmitting	Channel:	2462
Remark:			

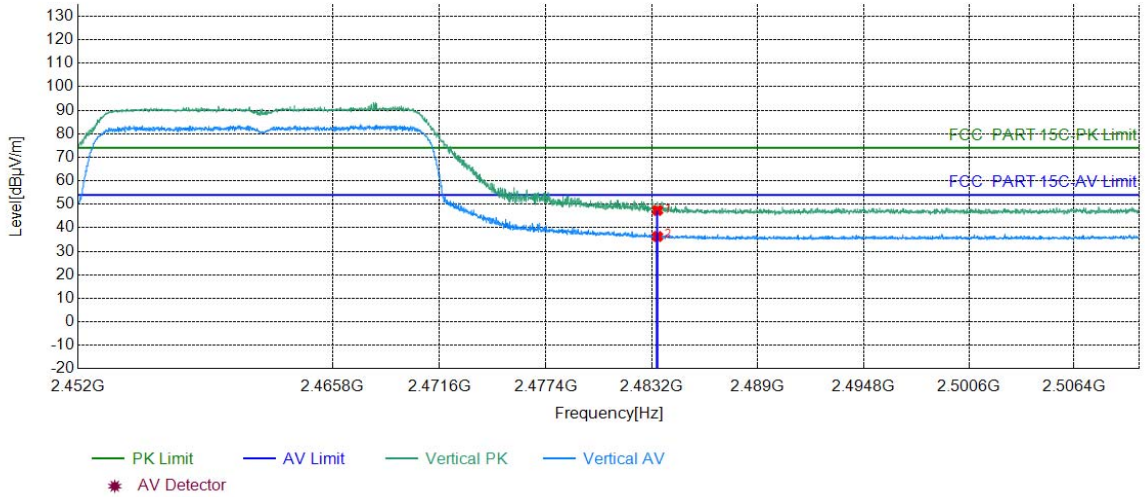
Test Graph



Suspected List									
NO	Freq. [MHz]	Factor [dB]	Reading [dBµV]	Level [dBµV/m]	Limit [dBµV/m]	Margin [dB]	Result	Polarity	Remark
1	2483.5000	6.57	40.70	47.27	74.00	26.73	PASS	Horizontal	PK
2	2483.5000	6.57	29.46	36.03	54.00	17.97	PASS	Horizontal	AV

Mode:	802.11 n(HT20) Transmitting	Channel:	2462
Remark:			

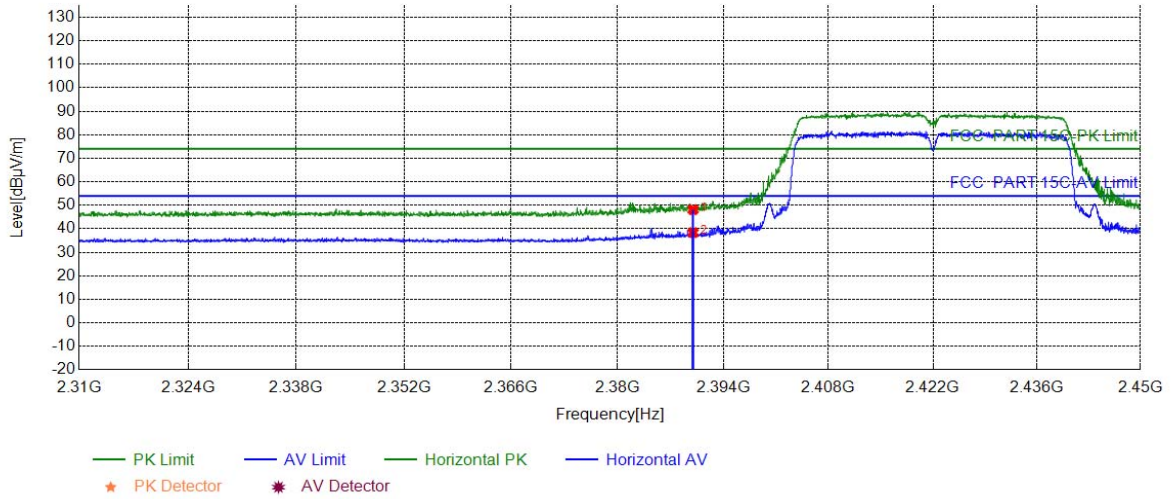
Test Graph



Suspected List									
NO	Freq. [MHz]	Factor [dB]	Reading [dBµV]	Level [dBµV/m]	Limit [dBµV/m]	Margin [dB]	Result	Polarity	Remark
1	2483.5000	6.57	40.83	47.40	74.00	26.60	PASS	Vertical	PK
2	2483.5000	6.57	29.73	36.30	54.00	17.70	PASS	Vertical	AV

Mode:	802.11 n(HT40) Transmitting	Channel:	2422
Remark:			

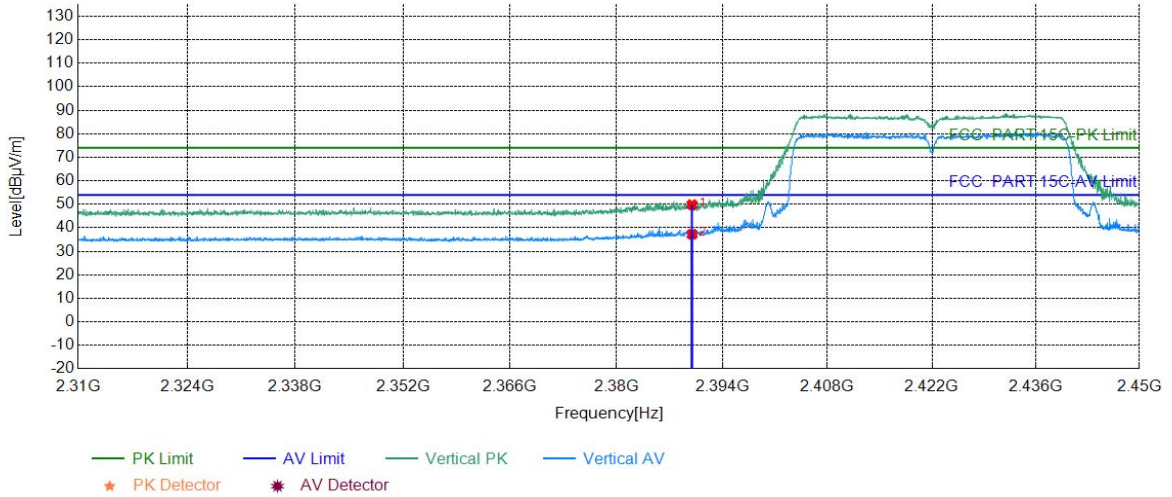
Test Graph



Suspected List									
NO	Freq. [MHz]	Factor [dB]	Reading [dBµV]	Level [dBµV/m]	Limit [dBµV/m]	Margin [dB]	Result	Polarity	Remark
1	2390.0000	5.77	42.36	48.13	74.00	25.87	PASS	Horizontal	PK
2	2390.0000	5.77	32.62	38.39	54.00	15.61	PASS	Horizontal	AV

Mode:	802.11	Channel:	2422
Remark:			

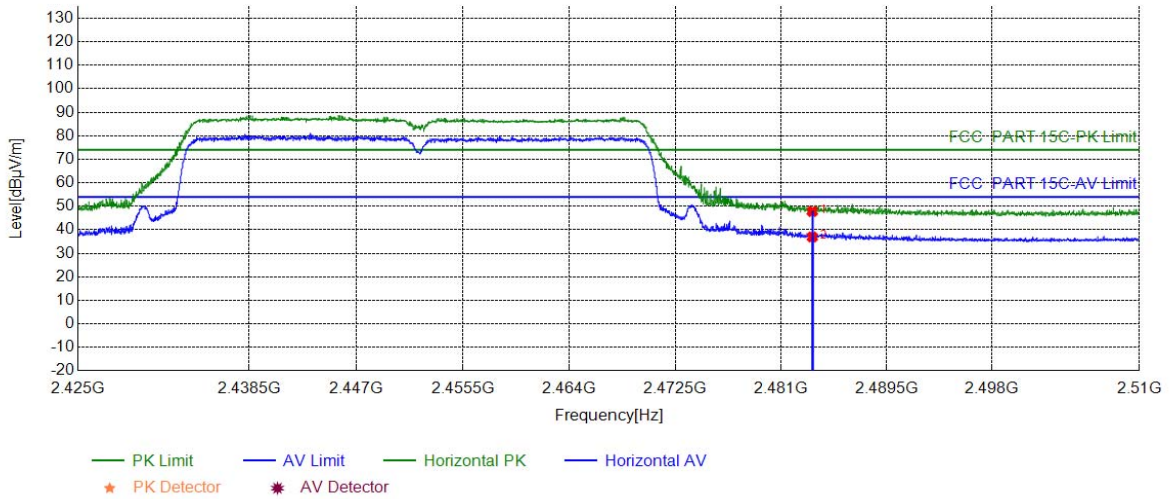
Test Graph



Suspected List									
NO	Freq. [MHz]	Factor [dB]	Reading [dBµV]	Level [dBµV/m]	Limit [dBµV/m]	Margin [dB]	Result	Polarity	Remark
1	2390.0000	5.77	44.07	49.84	74.00	24.16	PASS	Vertical	PK
2	2390.0000	5.77	31.48	37.25	54.00	16.75	PASS	Vertical	AV

Mode:	802.11 n(HT40) Transmitting	Channel:	2452
Remark:			

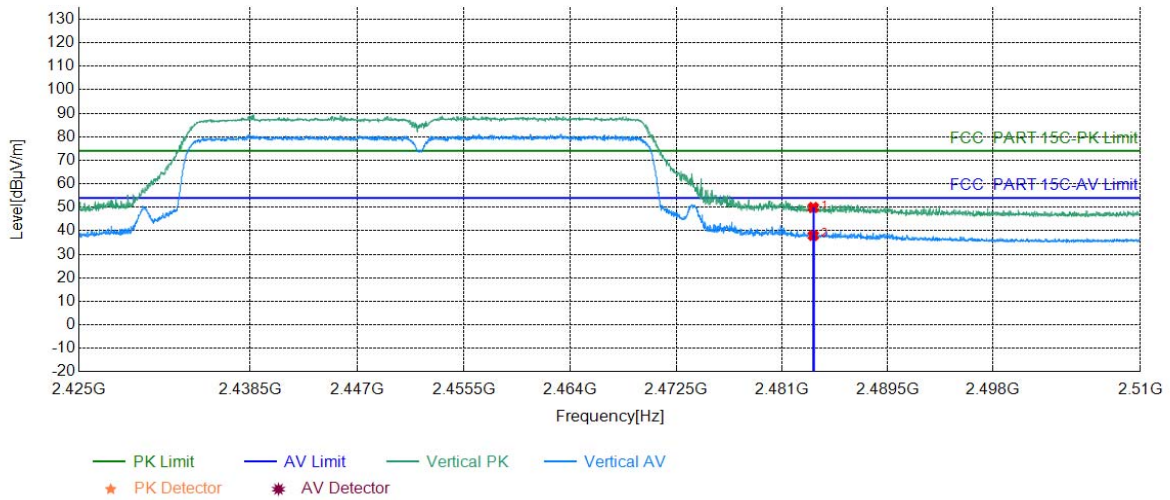
Test Graph



Suspected List									
NO	Freq. [MHz]	Factor [dB]	Reading [dBµV]	Level [dBµV/m]	Limit [dBµV/m]	Margin [dB]	Result	Polarity	Remark
1	2483.5000	6.57	41.25	47.82	74.00	26.18	PASS	Horizontal	PK
2	2483.5000	6.57	30.38	36.95	54.00	17.05	PASS	Horizontal	AV

Mode:	802.11 n(HT40) Transmitting	Channel:	2452
Remark:			

Test Graph



Suspected List

NO	Freq. [MHz]	Factor [dB]	Reading [dBµV]	Level [dBµV/m]	Limit [dBµV/m]	Margin [dB]	Result	Polarity	Remark
1	2483.5000	6.57	43.37	49.94	74.00	24.06	PASS	Vertical	PK
2	2483.5000	6.57	31.40	37.97	54.00	16.03	PASS	Vertical	AV

Note:

The field strength is calculated by adding the Antenna Factor, Cable Factor & Preamplifier. The basic equation with a sample calculation is as follows:

Final Test Level = Receiver Reading - Factor

Factor = Preamplifier Factor - Antenna Factor - Cable Factor

8 Appendix A

Refer to Appendix: 2.4G WIFI of EED32N80174401.