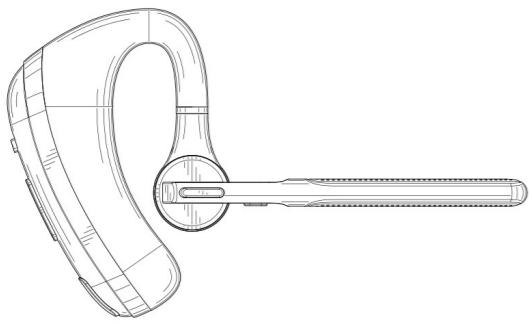


# Size: 288\*91mm

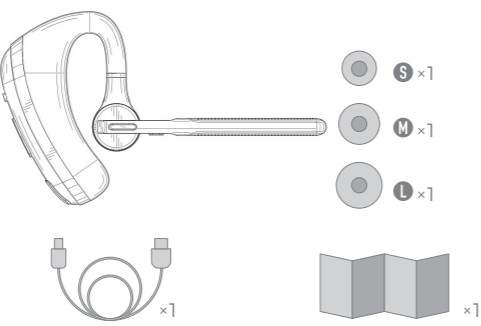
**Bluetooth headset**



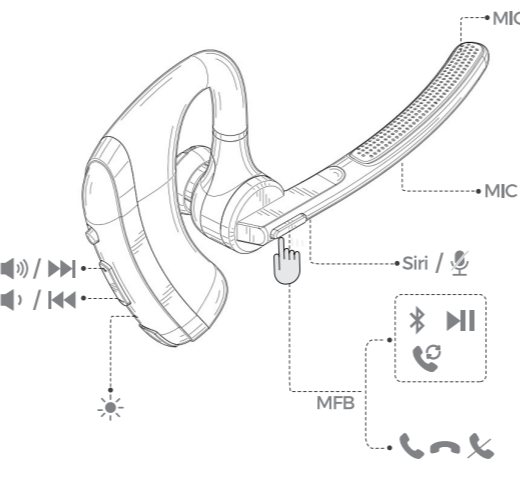
**User Manual**

We are appreciated for purchasing our wireless headset. This guide contains instructions for setting up and using your headset easily.

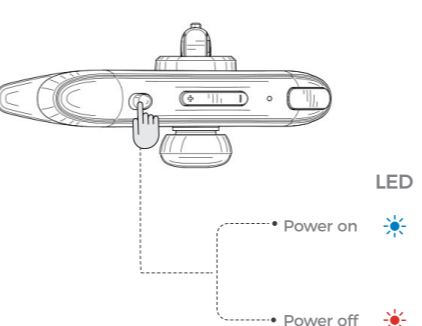
**Package List**



**Diagram**

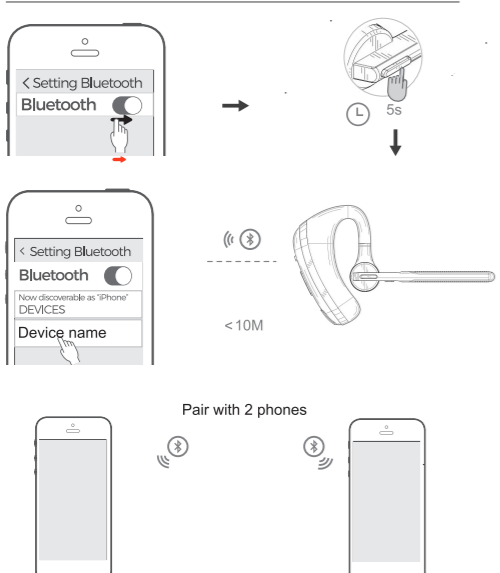


**Power ON / OFF**



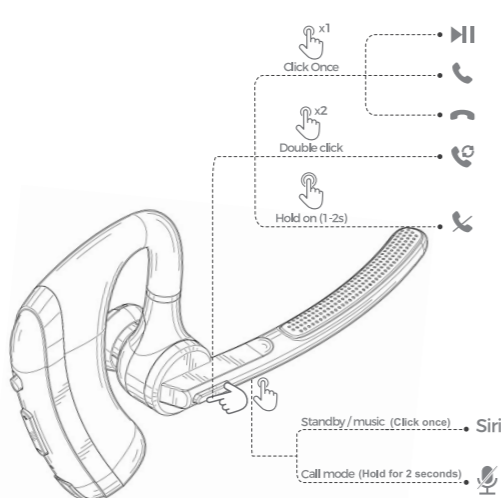
1. Enable pairing model: Hold the multi-function button for 5s after power on.
2. Power on: Turn the power button to ON state.
3. Power off: Turn the power button to OFF state.
4. Recover default settings: When charging, hold the Multi-function Button for about 4s till the blue indicator flashes to recover default settings.

**How To Pair**



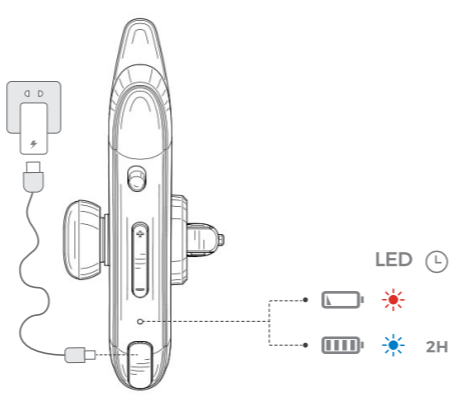
Pair with 2 phones

**Play / Pause / Answer / Hang Up / Redial / Reject / Siri / Mute**



**Charge Battery**

Output: DC 5V



**Correct Disposal of This Product**

(Waste Electrical & Electronic Equipment)

This Marking shown on the product or its literature, indicate that it should not be disposed with other household wastes at the end of its working life.

To prevent possible harm to the environment or human health from uncontrolled waste disposal, please separate this from other types of wastes and recycle it responsibly to promote the sustainable reuse of material resources. Household user should contact either the retailer where they purchased this product, or their local government office, for details of where and how they can take this item for environmentally safe recycling.

Business users should contact their supplier and check the terms and conditions of the purchase contract. This product should not be mixed with other commercial wastes for disposal.

**Notification**

1. Please fully charge it if it was going to lay idle for a long time and place it in a cool and dry place. Please recharge it each 2 months for storage.
2. Please fully charge it for the first use.

## **FCC Statement**

This device complies with part 15 of the FCC rules. Operation is subject to the following two conditions: (1) this device may not cause harmful interference, and (2) this device must accept any interference received, including interference that may cause undesired operation.

Caution: Changes or modifications not expressly approved by the party responsible for compliance could void the user's authority to operate the equipment.

NOTE: This equipment has been tested and found to comply with the limits for a Class B digital device, pursuant to part 15 of the FCC Rules. These limits are designed to provide reasonable protection against harmful interference in a residential installation. This equipment generates uses and can radiate radio frequency energy and, if not installed and used in accordance with the instructions, may cause harmful interference to radio communications. However, there is no guarantee that interference will not occur in a particular installation. If this equipment does cause harmful interference to radio or television reception, which can be determined by turning the equipment off and on, the user is encouraged to try to correct the interference by one or more of the following measures:

- Reorient or relocate the receiving antenna.
- Increase the separation between the equipment and receiver.
- Connect the equipment into an outlet on a circuit different from that to which the receiver is connected.
- Consult the dealer or an experienced radio/TV technician for help important announcement

### **Radiation Exposure Statement**

The device has been evaluated to meet general RF exposure requirement. The device can be used in portable exposure condition without restriction.