


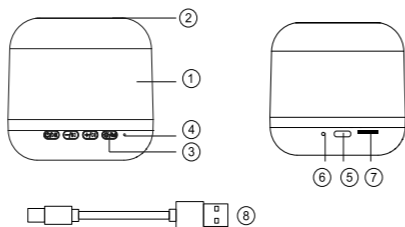
Wireless Speaker Night Light



Specification

Charging voltage of speaker : 5V 1A
Maximum audio power:5W
Response frequency:70Hz~18KHz
Bluetooth version:5.1
Bluetooth distance: 10M
Battery Capacity:500mAH(3.7V)
Product Size : Ø75x70mm
Material: ABS+PC

Part Name



- 1 Bluetooth speaker
- 2 Night Light Touch Switch Button
- 3 Speaker function Button
- 4 Call microphone
- 5 TYPE-C Power Supply Port
- 6 Charging Indicator
- 7 TF card slot
- 8 TYPE-C Charging Cable

Use Instructions

1. Speaker charging
Connect the type-C charging cable to the charging port of the speaker for charging.


The red light of the charging indicator light is on, indicating that charging is started, and the red light turns blue when fully charged.

Charging time: It takes about 2 hours to charge without turning on the light.

Music time: 3-4 hours (70% volume, light off)


2. Night Light Use

Click: turn on the light 10% brightness -50% brightness -100% brightness
Turn off the light to cycle.

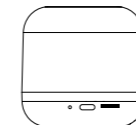


3. Speaker Use

Press and hold for 2 seconds:
power on / off
1 :Play / pause the music
2:Answer/end the incoming call
3:Long press:reject the incoming call



Long press: reduce volume
Short press : previous song



Long press: increase the volume
Short press : next song

Long press for 2 seconds: turn on / off the color lights
Click: switch the colorful light mode
Double click: switch Bluetooth / TF card mode.
(this function is available only when a TF card is installed)

4. Bluetooth connectivity

Press and hold for 2 seconds to turn on the power , turn on the Bluetooth of the phone in the mobile phone settings, search for the name of 25610 , and click pairing.
*It will automatically shut down after 5 minutes without Bluetooth connection after power on.

Cautions

1. It is prohibited to use non-nominal voltage for charging.
2. The product contains lithium batteries, prohibit close to heat sources.
3. To ensure the effective service life of the night light battery, please ensure that at least once every 3 months to charge.

FCC STATEMENT

This device complies with Part 15 of the FCC Rules. Operation is subject to the following two conditions:

- (1) This device may not cause harmful interference.
- (2) This device must accept any interference received, including interference that may cause undesired operation.

The Bluetooth® word mark and logos are registered trademarks owned by Bluetooth SIG, Inc. and any use of such marks by NINGBO LEADER IMPORT AND EXPORT CO, LTD.

is under license. Other trademarks and trade names are those of their respective owners.

This device has been tested and found to comply with the limits for a Class B digital device, pursuant to Part 15 of the FCC Rules. These limits are designed to provide reasonable protection against harmful interference in a residential installation. This device generates, uses and can radiate radio frequency energy and, if not installed and used in accordance with the instructions, may cause harmful interference to radio communications.

However, there is no guarantee that interference will not occur in a particular installation. If this device does cause harmful interference to radio or television reception, which can be determined by turning the device off and on, the user is encouraged to try to correct the interference by one or more of the following measures:

- Reorient or relocate the receiving antenna.
- Increase the separation between the device and receiver.
- Connect the device into an outlet on a circuit different from that to which the receiver is connected.
- Consult the dealer or an experienced radio/TV technician for help

Changes or modifications not expressly approved by the party responsible for compliance could void the user's authority to operate the equipment