




1: ON/OFF button 2: Charging LED indicator 3: Micro USB socket 4: Speaker

Charging the battery:

- 1: Insert the charging cable into the Micro USB input port & the LED indicator will turn on to indicate that the device is charging.
- 2: After charging completed, the LED indicator will turn off. NOTE: In case of low battery, the speaker volume will lower down & you will hear a warning tone from the speaker indicating low battery.

Pairing for music/phone call

- 1: Turn on the speaker by pressing “” button for 3 seconds. You will hear a voice from the speaker along with the blue indicator flashing to indicate Power on.
- 2: Turn on your device and activate the Bluetooth function.
- 3: Search for Bluetooth name “AE0187 Speaker” and click to pair the speaker. You will hear a voice from speaker & the blue indicator light will turn on. Then, you just need to press “” button to answer the call or press for play/pause.
- 4: Turn off the speaker by pressing “” button for 4 seconds and you will hear a voice indicating Power off.

Note: about the speakers using environment.

- 1: Bluetooth connection and transmission may be affected by the surrounding environment like tress, metal and some other materials, for they can absorb or block the signal, so the distance of data transmission may be influenced as well.
- 2: Fully charge your speaker while using for the first time, please (when the speaker battery gets lowered, the sound will be not as good as the sound in normal case.)
- 3: Please do not expose the speaker into the high temperature environment.

Specifications:

Power rating	3W
Frequency Response	20Hz-20kHz
THD	<1%
S/N	> 80DB
Speaker Parameter	4Ω 3W diameter 36MM
Battery	3.7V/200mAh
Product Size	56*56*50MM
Product Weight	89g

The Bluetooth® word mark and logos are registered trademarks owned by Bluetooth SIG, Inc. and any use of such marks by LEADER PREMIUMS LTD. is under license. Other trademarks and trade names are those of their respective owners.

Manufacturer: LEADER PREMIUMS LTD.

Bluetooth Listing: D037188

Item Number: AE0187

FCC statement

This device has been tested and found to comply with the limits for a Class B digital device, pursuant to Part 15 of the FCC Rules. These limits are designed to provide reasonable protection against harmful interference in a residential installation. This device generates, uses and can radiate radio frequency energy and,

if not installed and used in accordance with the instructions, may cause harmful interference to radio communications.

However, there is no guarantee that interference will not occur in a particular installation. If this device does cause harmful interference to radio or television reception, which can be determined by turning the device off and on, the user is encouraged to try to correct the interference by one or more of the following measures:

- Reorient or relocate the receiving antenna.
- Increase the separation between the device and receiver.
- Connect the device into an outlet on a circuit different from that to which the receiver is connected.
- Consult the dealer or an experienced radio/TV technician for help

Changes or modifications not expressly approved by the party responsible for compliance could void the user's authority to operate the equipment

This device complies with Part 15 of the FCC rules. Operation is subject to the following two conditions: 1) this device may not cause harmful interference, and 2) this device must accept any interference received, including interference that may cause undesired operation.

FCC ID: 2APYY-AE0187

Made in China