

# TECHNICAL REPORT



Report No.: TW2106014E  
File Reference No.: 2021-06-10

Applicant: LEADER PREMIUMS LTD.

Product: WIRELESS CHARGER

Model No.: AB0297

Trademark: N/A

Test Standards: FCC Part 15 Subpart C

Test Result: It is herewith confirmed and found to comply with the requirements set up by ANSI C63.4&FCC Part 15 Subpart C, for the evaluation of electromagnetic compatibility



Dated: June 10, 2021

**Results appearing herein relate only to the sample tested**  
**The technical reports is issued errors and omissions exempt and is subject to withdrawal at**

## SHENZHEN TIMEWAY TESTING LABORATORIES

Zone C, 1st Floor, Block B, Jun Xiang Da Building, Zhongshan Park Road West, Tong Le Village, Nanshan District, Shenzhen, China

Tel (755) 83448688, Fax (755) 83442996, E-Mail:info@timeway-lab.com



### **Special Statement:**

The testing quality ability of our laboratory meet with "Quality Law of People's Republic of China" Clause 19.

The testing quality system of our laboratory meets with ISO/IEC-17025 requirements, which is approved by CNAS. This approval result is accepted by MRA of APLAC.

Our test facility is recognized, certified, or accredited by the following organizations:

#### **CNAS-LAB Code: L2292**

The EMC Laboratory has been assessed and in compliance with CNAS-CL01 accreditation criteria for testing Laboratories (identical to ISO/IEC 17025:2005 General Requirements) for the Competence of testing Laboratories.

#### **FCC-Registration No.: 744189**

The EMC Laboratory has been registered and fully described in a report filed with the (FCC) Federal Communications commission. The acceptance letter from the FCC is maintained in our files. Registration No.: 744189.

#### **Industry Canada (IC) —Registration No.:5205A**

The EMC Laboratory has been registered by Certification and Engineering Bureau of Industry Canada for radio equipment testing with Registration No.: 5205A.

#### **A2LA (Certification Number:5013.01)**

The EMC Laboratory has been accredited by the American Association for Laboratory Accreditation (A2LA). Certification Number:5013.01

The report refers only to the sample tested and does not apply to the bulk.

This report is issued in confidence to the client and it will be strictly treated as such by the SHENZHEN TIMEWAY TESTING LABORATORIES. It may not be reproduced rather in its entirety or in part and it may not be used for adverting. The client to whom the report is issued may, however, show or send it , or a certified copy there of prepared by the SHENZHEN TIMEWAY TESTING LABORATORIES, to his customer, Supplier or others persons directly concerned, SHENZHEN TIMEWAY TESTING LABORATORIES. will not, without the consent of the client enter into any discussion of correspondence with any third party concerning the contents of the report.

In the event of the improper use of the report, The SHENZHEN TIMEWAY TESTING LABORATORIES, reserves the rights to withdraw it and to adopt any other remedies which may be appropriate.



Test Report Conclusion

Content

<b>1.0</b>	<b>General Details</b> .....	4
1.1	Test Lab Details.....	4
1.2	Applicant Details.....	4
1.3	Description of EUT .....	4
1.4	Submitted Sample.....	5
1.5	Test Duration.....	5
1.6	Test Uncertainty.....	5
1.7	Test By.....	5
<b>2.0</b>	<b>List of Measurement Equipment</b> .....	6
<b>3.0</b>	<b>Technical Details</b> .....	7
3.1	Summary of Test Results.....	7
3.2	Test Standards.....	7
<b>4.0</b>	<b>EUT Modification</b> .....	7
<b>5.0</b>	<b>Power Line Conducted Emission Test</b> .....	8
5.1	Schematics of the Test.....	8
5.2	Test Method and Test Procedure.....	8
5.3	Configuration of the EUT.....	8
<b>5.4</b>	<b>EUT Operating Condition</b> .....	9
<b>5.5</b>	<b>Conducted Emission Limit</b> .....	9
<b>5.6</b>	<b>Test Result</b> .....	9
<b>6.0</b>	<b>Radiated Emission test</b> .....	12
6.1	Test Method and Test Procedure.....	12
6.2	Configuration of the EUT.....	13
6.3	EUT Operation Condition.....	13
6.4	Radiated Emission Limit.....	13
6.5	Test Result.....	14
7.0	20dB Bandwidth Test.....	18
8.0	Antenna Requirement.....	20
9.0	FCC Label.....	21
10.0	Photo of Testing.....	22

The report refers only to the sample tested and does not apply to the bulk.

This report is issued in confidence to the client and it will be strictly treated as such by the SHENZHEN TIMEWAY TESTING LABORATORIES. It may not be reproduced in its entirety or in part and it may not be used for advertising. The client to whom the report is issued may, however, show or send it, or a certified copy thereof prepared by the SHENZHEN TIMEWAY TESTING LABORATORIES, to his customer, Supplier or others persons directly concerned, SHENZHEN TIMEWAY TESTING LABORATORIES, will not, without the consent of the client enter into any discussion of correspondence with any third party concerning the contents of the report.

In the event of the improper use of the report, The SHENZHEN TIMEWAY TESTING LABORATORIES, reserves the rights to withdraw it and to adopt any other remedies which may be appropriate.



1.0 General Details

1.1 Test Lab Details

Name : SHENZHEN TIMEWAY TESTING LABORATORIES.  
Address: Zone C, 1st Floor, Block B, Jun Xiang Da Building, Zhongshan Park Road West, Tong Le Village, Nanshan District, Shenzhen, China  
Telephone: +86 755 83448688  
Fax: +86 755 83442996  
Site on File with the Federal Communications Commission – United States  
Registration Number: 744189  
For 3m Anechoic Chamber

1.2 Applicant Details

Applicant: LEADER PREMIUMS LTD.  
Address: 9/F., Hengfu Mansion, NO.858. Fuming Road, Ningbo, China  
Telephone: --  
Fax: --

1.3 Description of EUT

Product: WIRELESS CHARGER  
Manufacturer: LEADER PREMIUMS LTD.  
Address: 9/F., Hengfu Mansion, NO.858. Fuming Road, Ningbo, China  
Brand Name: N/A  
Model Number: AB0297  
Additional Model Name: N/A  
Additional Trade Name: N/A  
Rating: Input: DC5V, 2A or DC9V, 2A; Wireless Output: DC5V, 1A or DC9V, 1.1A  
Hardware Version: wirelesscharging- AB0297  
Software Version: leader.2021.03  
Serial No.: AB0297  
Operation Frequency: See below table

Channel	Frequency (MHz)	Channel	Frequency (MHz)	Channel	Frequency (MHz)	Channel	Frequency (MHz)
01	0.1115	06	0.140	11	0.165	16	0.190
02	0.120	07	0.145	12	0.170	17	0.195
03	0.125	08	0.150	13	0.175	18	0.200

The report refers only to the sample tested and does not apply to the bulk.

This report is issued in confidence to the client and it will be strictly treated as such by the SHENZHEN TIMEWAY TESTING LABORATORIES. It may not be reproduced rather in its entirety or in part and it may not be used for advertising. The client to whom the report is issued may, however, show or send it, or a certified copy thereof prepared by the SHENZHEN TIMEWAY TESTING LABORATORIES, to his customer, Supplier or others persons directly concerned. SHENZHEN TIMEWAY TESTING LABORATORIES, will not, without the consent of the client enter into any discussion of correspondence with any third party concerning the contents of the report.

In the event of the improper use of the report, The SHENZHEN TIMEWAY TESTING LABORATORIES, reserves the rights to withdraw it and to adopt any other remedies which may be appropriate.



04	0.130	09	0.155	14	0.180	19	0.205
05	0.135	10	0.160	15	0.185		
Teas channel		Frequency (MHz)					
CH13		0.175 MHz					

Modulation Type: MSK  
 Antenna Designation Inductive Loop Antenna with Gain 0dBi

Note: Wireless Output: 5V 1A and 9V 1.1A mode all have been tested, only worse case mode Wireless Output 9V 1.1A is reported.

1.4 Submitted Sample  
 1 Samples

1.5 Test Duration  
 2021-06-02 to 2021-06-10

1.6 Test Uncertainty  
 Conducted Emissions Uncertainty =3.6dB  
 Radiated Emissions below 9kHz-30MHz Uncertainty =4.3dB  
 Radiated Emissions below 30MHz-1GHz Uncertainty =4.7dB  
 Radiated Emissions above 1GHz Uncertainty =6.0dB  
 Conducted Power Uncertainty =6.0dB  
 Occupied Channel Bandwidth Uncertainty =5%

1.7 Test Engineer  
 The sample tested by



The report refers only to the sample tested and does not apply to the bulk.  
 This report is issued in confidence to the client and it will be strictly treated as such by the SHENZHEN TIMEWAY TESTING LABORATORIES. It may not be reproduced rather in its entirety or in part and it may not be used for advertising. The client to whom the report is issued may, however, show or send it, or a certified copy thereof prepared by the SHENZHEN TIMEWAY TESTING LABORATORIES, to his customer, Supplier or others persons directly concerned, SHENZHEN TIMEWAY TESTING LABORATORIES, will not, without the consent of the client enter into any discussion of correspondence with any third party concerning the contents of the report.  
 In the event of the improper use of the report, The SHENZHEN TIMEWAY TESTING LABORATORIES, reserves the rights to withdraw it and to adopt any other remedies which may be appropriate.



2.0 Test Equipment					
Instrument Type	Manufacturer	Model	Serial No.	Date of Cal.	Due Date
ESPI Test Receiver	R&S	ESPI 3	100379	2020-06-23	2021-06-22
LISN	R&S	EZH3-Z5	100294	2020-06-23	2021-06-22
LISN	R&S	EZH3-Z5	100253	2020-06-23	2021-06-22
Impuls-Begrenzer	R&S	ESH3-Z2	100281	2020-06-23	2021-06-22
Loop Antenna	EMCO	6507	00078608	2018-06-25	2021-06-24
Spectrum	R&S	FSIQ26	100292	2020-06-23	2021-06-22
Horn Antenna	A-INFO	LB-180400-KF	J211060660	2020-06-23	2021-06-22
Horn Antenna	R&S	BBHA 9120D	9120D-631	2018-07-09	2021-07-08
Power meter	Anritsu	ML2487A	6K00003613	2020-06-23	2021-06-22
Power sensor	Anritsu	MA2491A	32263	2020-06-23	2021-06-22
Bilog Antenna	Schwarebeck	VULB9163	9163/340	2018-07-04	2021-07-03
9*6*6 Anechoic	--	--	N/A	2020-07-06	2021-07-05
EMI Test Receiver	RS	ESVB	826156/011	2020-06-23	2021-06-22
EMI Test Receiver	RS	ESH3	860904/006	2020-06-23	2021-06-22
Spectrum	HP/Agilent	ESA-L1500A	US37451154	2020-06-23	2021-06-22
Spectrum	HP/Agilent	E4407B	MY50441392	2020-06-23	2021-06-22
Spectrum	RS	FSP	1164.4391.38	2021-01-16	2022-01-15
RF Cable	Zhengdi	ZT26-NJ-NJ-8 M/FA	--	2020-06-23	2021-06-22
RF Cable	Zhengdi	7m	--	2020-06-23	2021-06-22
RF Switch	EM	EMSW18	060391	2020-06-23	2021-06-22
Pre-Amplifier	Schwarebeck	BBV9743	#218	2020-06-23	2021-06-22
Pre-Amplifier	HP/Agilent	8449B	3008A00160	2020-06-23	2021-06-22
LISN	SCHAFFNER	NNB42	00012	2021-01-06	2022-01-05

## 2.2 Automation Test Software

### For Conducted Emission Test

Name	Version
EZ-EMC	Ver.EMC-CON 3A1.1

### For Radiated Emissions

Name	Version
EMI Test Software BL410-EV18.91	V18.905
EMI Test Software BL410-EV18.806 High Frequency	V18.06

The report refers only to the sample tested and does not apply to the bulk.

This report is issued in confidence to the client and it will be strictly treated as such by the SHENZHEN TIMEWAY TESTING LABORATORIES. It may not be reproduced rather in its entirety or in part and it may not be used for advertising. The client to whom the report is issued may, however, show or send it, or a certified copy thereof prepared by the SHENZHEN TIMEWAY TESTING LABORATORIES, to his customer, Supplier or others persons directly concerned, SHENZHEN TIMEWAY TESTING LABORATORIES, will not, without the consent of the client enter into any discussion of correspondence with any third party concerning the contents of the report.

In the event of the improper use of the report, The SHENZHEN TIMEWAY TESTING LABORATORIES, reserves the rights to withdraw it and to adopt any other remedies which may be appropriate.



### 3.0 Technical Details

#### 3.1 Summary of test results

<b>The EUT has been tested according to the following specifications:</b>			
<b>Standard</b>	<b>Test Type</b>	<b>Result</b>	<b>Notes</b>
FCC Part 15, Paragraph 15.203	Antenna requirements	<b>PASS</b>	Compliant
FCC Part 15, Paragraph 15.207	Conducted Emission Test	<b>PASS</b>	Compliant
FCC Part 15, Paragraph 15.209 (a) (f)	General Requirement	<b>PASS</b>	Compliant
FCC Part 15, Paragraph 15.215	20dB Bandwidth Testing	<b>PASS</b>	Compliant

#### 3.2 Test Standards

**FCC Part 15 Subpart C , ANSI C63.4 :2014 and ANSI C63.10 :2013**

#### 4.0 EUT Modification

No modification by SHENZHEN TIMEWAY TESTING LABORATORIES

The report refers only to the sample tested and does not apply to the bulk.

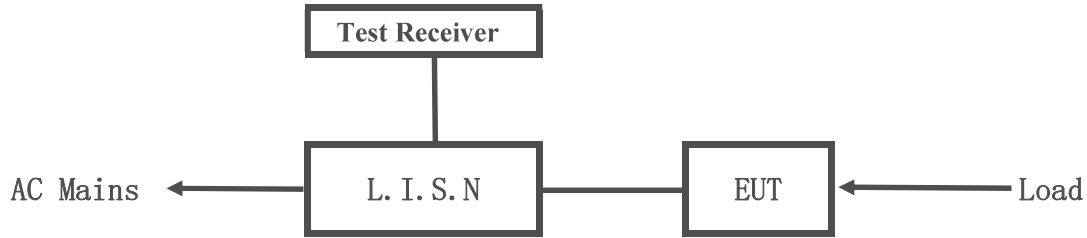
This report is issued in confidence to the client and it will be strictly treated as such by the SHENZHEN TIMEWAY TESTING LABORATORIES. It may not be reproduced rather in its entirety or in part and it may not be used for advertising. The client to whom the report is issued may, however, show or send it , or a certified copy there of prepared by the SHENZHEN TIMEWAY TESTING LABORATORIES, to his customer, Supplier or others persons directly concerned, SHENZHEN TIMEWAY TESTING LABORATORIES. will not, without the consent of the client enter into any discussion of correspondence with any third party concerning the contents of the report.

In the event of the improper use of the report, The SHENZHEN TIMEWAY TESTING LABORATORIES, reserves the rights to withdraw it and to adopt any other remedies which may be appropriate.



**5. Power Line Conducted Emission Test**

5.1 Schematics of the test

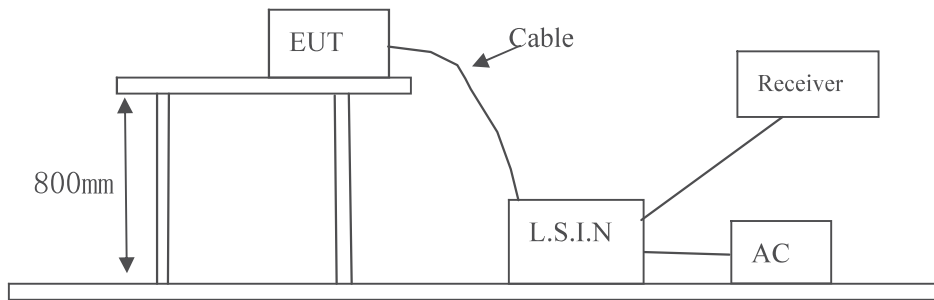


EUT: Equipment Under Test

5.2 Test Method and test Procedure

The EUT was tested according to ANSI C63.10-2013. The Frequency spectrum From 0.15MHz to 30MHz was investigated. The LISN used was 50ohm/50uH as specified by section 5.1 of ANSI C63.10 -2013. Test voltage: AC120V 60Hz

Block diagram of Test setup



5.3 Configuration of The EUT

The EUT was configured according to ANSI C63.4-2014. All interface ports were connected to the appropriate peripherals. All peripherals and cables are listed below.

A. EUT

Device	Manufacturer	Model	FCC ID
WIRELESS CHARGER	LEADER PREMIUMS LTD.	AB0297	2APYY-AB0297

B. Internal Device

Device	Manufacturer	Model	FCC ID/DOC
N/A			

The report refers only to the sample tested and does not apply to the bulk.

This report is issued in confidence to the client and it will be strictly treated as such by the SHENZHEN TIMEWAY TESTING LABORATORIES. It may not be reproduced rather in its entirety or in part and it may not be used for advertising. The client to whom the report is issued may, however, show or send it, or a certified copy thereof prepared by the SHENZHEN TIMEWAY TESTING LABORATORIES, to his customer, Supplier or others persons directly concerned, SHENZHEN TIMEWAY TESTING LABORATORIES, will not, without the consent of the client enter into any discussion of correspondence with any third party concerning the contents of the report.

In the event of the improper use of the report, The SHENZHEN TIMEWAY TESTING LABORATORIES, reserves the rights to withdraw it and to adopt any other remedies which may be appropriate.





C. Peripherals

Device	Manufacturer	Model	Rating
Power Supply	Chenyang	UP0920	Input: 100-240V~, 50-60Hz, 0.5A; Output: DC5V or DC9V, 2A

5.4 EUT Operating Condition

Operating condition is according to ANSI C63.10 -2013.

A Setup the EUT and simulators as shown on follow

B Enable AF signal and confirm EUT active to normal condition

5.5 Power line conducted Emission Limit according to Paragraph 15.207

Frequency (MHz)	Limits (dB $\mu$ V)	
	Quasi-peak Level	Average Level
0.15 ~ 0.50	66.0~56.0*	56.0~46.0*
0.50 ~ 5.00	56.0	46.0
5.00 ~ 30.00	60.0	50.0

- Notes: 1. \*Decreasing linearly with logarithm of frequency.  
 2. The tighter limit shall apply at the transition frequencies

5.6 Test Results

The frequency spectrum from 0.15MHz to 30MHz was investigated. All reading are quasi-peak values with a resolution bandwidth of 9kHz. (The average detector is necessary when the Quasi-peak emission level beyond the average Limit.)

The report refers only to the sample tested and does not apply to the bulk.

This report is issued in confidence to the client and it will be strictly treated as such by the SHENZHEN TIMEWAY TESTING LABORATORIES. It may not be reproduced rather in its entirety or in part and it may not be used for adverting. The client to whom the report is issued may, however, show or send it, or a certified copy there of prepared by the SHENZHEN TIMEWAY TESTING LABORATORIES, to his customer, Supplier or others persons directly concerned, SHENZHEN TIMEWAY TESTING LABORATORIES, will not, without the consent of the client enter into any discussion of correspondence with any third party concerning the contents of the report.

In the event of the improper use of the report, The SHENZHEN TIMEWAY TESTING LABORATORIES, reserves the rights to withdraw it and to adopt any other remedies which may be appropriate.



**A: Conducted Emission on Live Terminal (150kHz to 30MHz)**

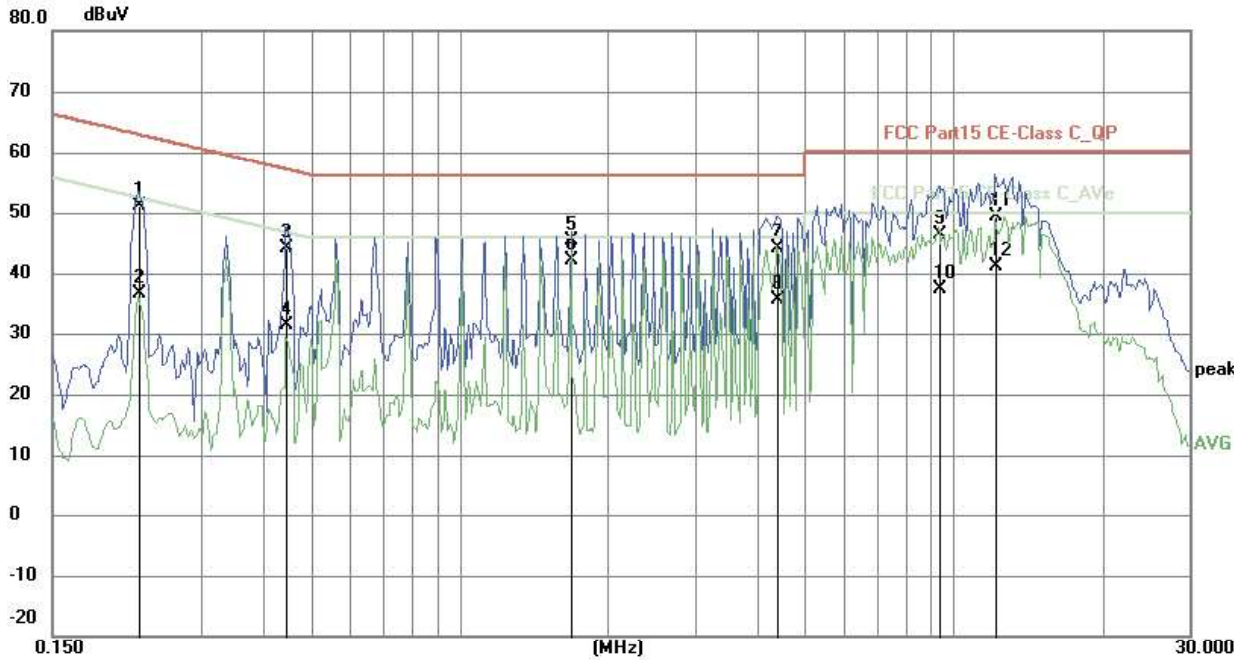
**EUT Operating Environment**

Temperature: 25°C Humidity:75%RH Atmospheric Pressure: 101 kPa

**EUT set Condition: Keep Transmitting and Charging**

**Results: Pass**

Please refer to following diagram for individual



No.	Frequency (MHz)	Reading (dBuV)	Factor (dB)	Level (dBuV)	Limit (dBuV)	Margin (dB)	Detector	P/F
1	0.2241	41.30	9.75	51.05	62.67	-11.62	QP	P
2	0.2241	26.81	9.75	36.56	52.67	-16.11	AVG	P
3	0.4464	34.44	9.77	44.21	56.94	-12.73	QP	P
4	0.4464	21.55	9.77	31.32	46.94	-15.62	AVG	P
5	1.6866	35.48	9.80	45.28	56.00	-10.72	QP	P
6	1.6866	32.23	9.80	42.03	46.00	-3.97	AVG	P
7	4.4001	34.11	9.90	44.01	56.00	-11.99	QP	P
8	4.4001	25.84	9.90	35.74	46.00	-10.26	AVG	P
9	9.3336	36.27	10.13	46.40	60.00	-13.60	QP	P
10	9.3336	27.31	10.13	37.44	50.00	-12.56	AVG	P
11	12.1455	39.11	10.25	49.36	60.00	-10.64	QP	P
12	12.1455	30.94	10.25	41.19	50.00	-8.81	AVG	P

The report refers only to the sample tested and does not apply to the bulk.

This report is issued in confidence to the client and it will be strictly treated as such by the SHENZHEN TIMEWAY TESTING LABORATORIES. It may not be reproduced rather in its entirety or in part and it may not be used for advertising. The client to whom the report is issued may, however, show or send it, or a certified copy thereof prepared by the SHENZHEN TIMEWAY TESTING LABORATORIES, to his customer, Supplier or others persons directly concerned, SHENZHEN TIMEWAY TESTING LABORATORIES, will not, without the consent of the client enter into any discussion of correspondence with any third party concerning the contents of the report.

In the event of the improper use of the report, The SHENZHEN TIMEWAY TESTING LABORATORIES, reserves the rights to withdraw it and to adopt any other remedies which may be appropriate.



**B: Conducted Emission on Neutral Terminal (150kHz to 30MHz)**

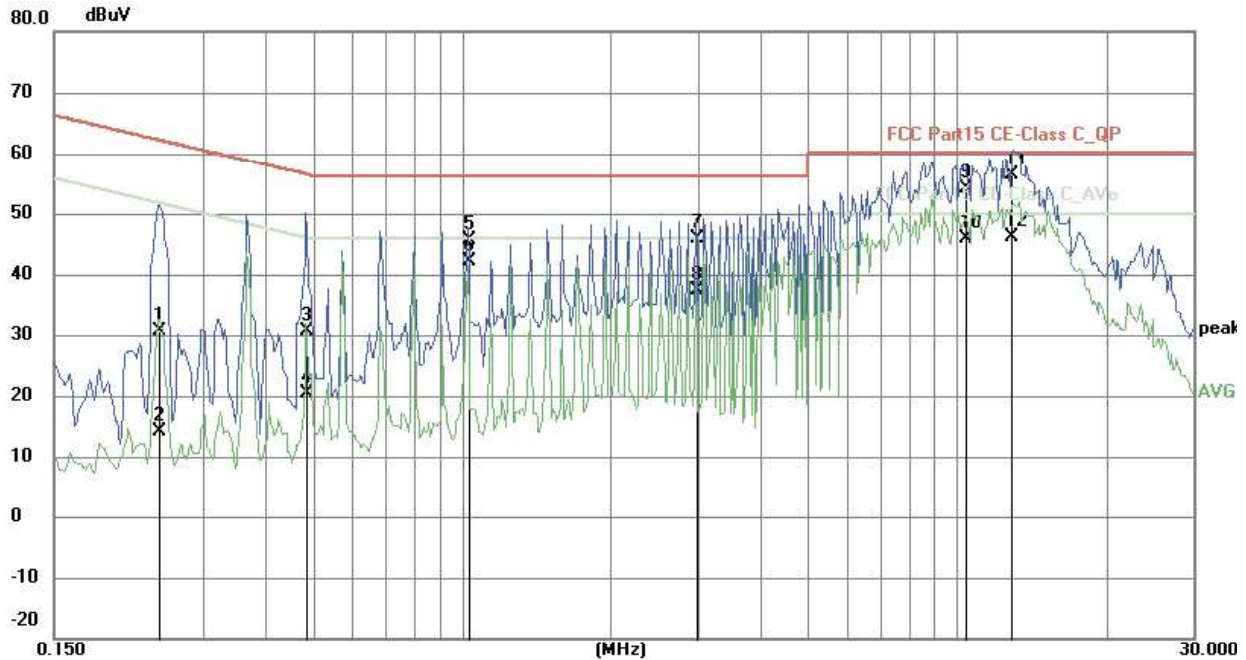
**EUT Operating Environment**

Temperature: 25°C Humidity:75%RH Atmospheric Pressure: 101 kPa

**EUT set Condition: Keep Transmitting and Charging**

**Results: Pass**

Please refer to following diagram for individual



No.	Frequency (MHz)	Reading (dBuV)	Factor (dB)	Level (dBuV)	Limit (dBuV)	Margin (dB)	Detector	P/F
1	0.2436	20.98	9.75	30.73	61.97	-31.24	QP	P
2	0.2436	4.38	9.75	14.13	51.97	-37.84	AVG	P
3	0.4854	20.76	9.77	30.53	56.25	-25.72	QP	P
4	0.4854	10.66	9.77	20.43	46.25	-25.82	AVG	P
5	1.0275	35.82	9.79	45.61	56.00	-10.39	QP	P
6	1.0275	32.31	9.79	42.10	46.00	-3.90	AVG	P
7	2.9697	36.15	9.84	45.99	56.00	-10.01	QP	P
8	2.9697	27.64	9.84	37.48	46.00	-8.52	AVG	P
9	10.3944	43.84	10.18	54.02	60.00	-5.98	QP	P
10	10.3944	35.71	10.18	45.89	50.00	-4.11	AVG	P
11	12.9060	46.05	10.29	56.34	60.00	-3.66	QP	P
12	12.9060	35.75	10.29	46.04	50.00	-3.96	AVG	P

Note: only the worst case recorded in the test report.

The report refers only to the sample tested and does not apply to the bulk.

This report is issued in confidence to the client and it will be strictly treated as such by the SHENZHEN TIMEWAY TESTING LABORATORIES. It may not be reproduced rather in its entirety or in part and it may not be used for advertising. The client to whom the report is issued may, however, show or send it, or a certified copy thereof prepared by the SHENZHEN TIMEWAY TESTING LABORATORIES, to his customer, Supplier or others persons directly concerned, SHENZHEN TIMEWAY TESTING LABORATORIES, will not, without the consent of the client enter into any discussion of correspondence with any third party concerning the contents of the report.

In the event of the improper use of the report, The SHENZHEN TIMEWAY TESTING LABORATORIES, reserves the rights to withdraw it and to adopt any other remedies which may be appropriate.



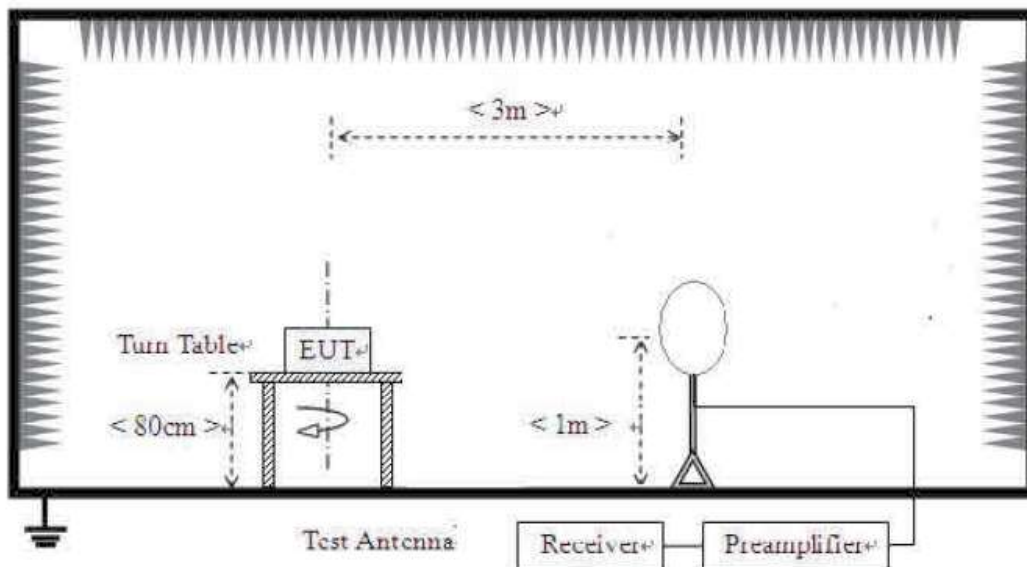
## 6 Radiated Emission Test

### 6.1 Test Method and test Procedure:

- (1) The EUT was tested according to ANSI C63.10-2013. The radiated test was performed at TIMEWAY EMC Laboratory. This site is on file with the FCC laboratory division, Registration No.744189
- (2) The EUT, peripherals were put on the turntable which table size is 1m x 1.5 m, table high 0.8 m. All set up is according to ANSI C63.10-2013.
- (3) The frequency spectrum from 9 kHz to 1 GHz was investigated. All readings from 30 MHz to 1 GHz are quasi-peak values with RBW=120 kHz/VBW=300 kHz; All readings from 9 kHz to 30 MHz are quasi-peak values with RBW=10 kHz/VBW=30 kHz. For the frequency bands 9-90 kHz, 110-490 kHz and above 1000 MHz Radiated emission test in these three bands are based on measurements employing an average detector. Measurements were made at 3 meters.
- (4) The antenna high is varied from 1 m to 4 m high to find the maximum emission for each frequency.
- (5) Maximizing procedure was performed on the six (6) highest emissions to ensure EUT compliance is with all installation combinations. All data was recorded in the peak detection mode. Quasi-peak readings was performed only when an emission was found to be marginal (within -4 dB of specification limit), and are distinguished with a "QP" in the data table.
- (6) The antenna polarization: Vertical polarization and Horizontal polarization.

### Block diagram of Test setup

#### 9kHz-30MHz



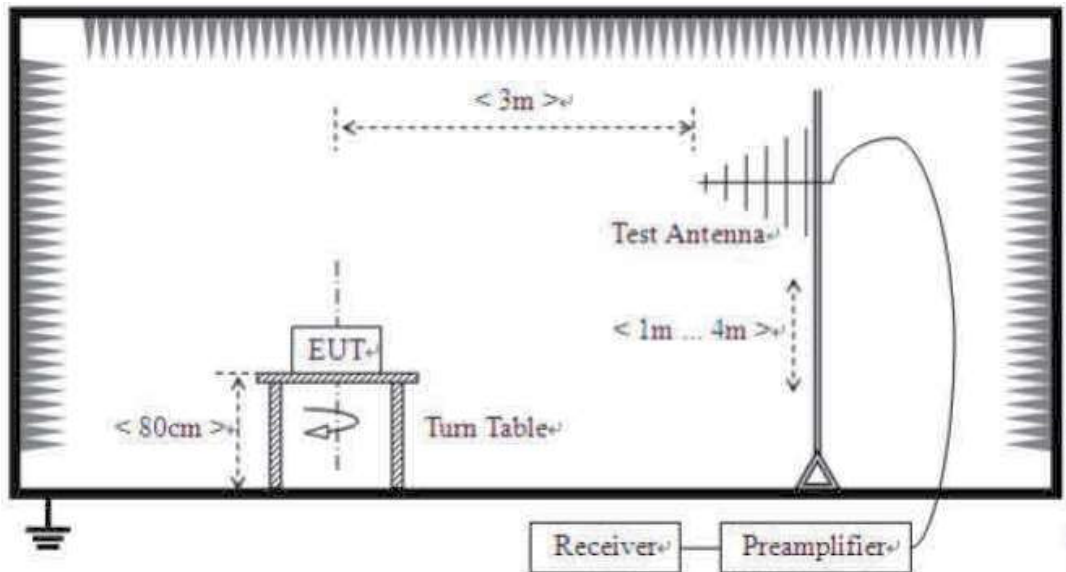
The report refers only to the sample tested and does not apply to the bulk.

This report is issued in confidence to the client and it will be strictly treated as such by the SHENZHEN TIMEWAY TESTING LABORATORIES. It may not be reproduced rather in its entirety or in part and it may not be used for advertising. The client to whom the report is issued may, however, show or send it, or a certified copy thereof prepared by the SHENZHEN TIMEWAY TESTING LABORATORIES, to his customer, Supplier or others persons directly concerned, SHENZHEN TIMEWAY TESTING LABORATORIES, will not, without the consent of the client enter into any discussion of correspondence with any third party concerning the contents of the report.

In the event of the improper use of the report, The SHENZHEN TIMEWAY TESTING LABORATORIES, reserves the rights to withdraw it and to adopt any other remedies which may be appropriate.



**30MHz-1000MHz**



6.2 Configuration of The EUT  
 Same as section 5.3 of this report

6.3 EUT Operating Condition  
 Same as section 5.4 of this report.

6.4 Radiated Emission Limit  
 All emission from a digital device, including any network of conductors and apparatus connected thereto, shall not exceed the level of field strength specified below:

**B. Frequencies in restricted band are compiled to limit on Paragraph 15.209.  
 Limits for frequency below 30MHz**

Frequency Range (MHz)	Distance (m)	Field strength (V/m)
0.009-0.490	300	$2400/F(\text{kHz})$
0.490-1.705	30	$24000/F(\text{kHz})$
1.705-30	30	30

The report refers only to the sample tested and does not apply to the bulk.  
 This report is issued in confidence to the client and it will be strictly treated as such by the SHENZHEN TIMEWAY TESTING LABORATORIES. It may not be reproduced rather in its entirety or in part and it may not be used for advertising. The client to whom the report is issued may, however, show or send it, or a certified copy thereof prepared by the SHENZHEN TIMEWAY TESTING LABORATORIES, to his customer, Supplier or others persons directly concerned, SHENZHEN TIMEWAY TESTING LABORATORIES, will not, without the consent of the client enter into any discussion of correspondence with any third party concerning the contents of the report.  
 In the event of the improper use of the report, The SHENZHEN TIMEWAY TESTING LABORATORIES, reserves the rights to withdraw it and to adopt any other remedies which may be appropriate.



**Limits for frequency above 30MHz**

Frequency Range (MHz)	Distance (m)	Field strength (dB $\mu$ V/m)
30-88	3	40.0
88-216	3	43.5
216-960	3	46.0
Above 960	3	54.0

- Note:
1. RF Voltage (dBuV) = 20 log RF Voltage ( $\mu$ V)
  2. In the Above Table, the tighter limit applies at the band edges.
  3. Distance refers to the distance in meters between the measuring instrument antenna and the EUT
  4. The emission limits shown in the above table are based on measurements employing a CISPR quasi-peak detector except for the frequency bands 9-90 kHz, 110-490 kHz. Radiated emission limits in these three bands are based on measurements employing an average detector.

**6.5 Test result**

The report refers only to the sample tested and does not apply to the bulk.  
This report is issued in confidence to the client and it will be strictly treated as such by the SHENZHEN TIMEWAY TESTING LABORATORIES. It may not be reproduced rather in its entirety or in part and it may not be used for advertising. The client to whom the report is issued may, however, show or send it, or a certified copy thereof prepared by the SHENZHEN TIMEWAY TESTING LABORATORIES, to his customer, Supplier or others persons directly concerned, SHENZHEN TIMEWAY TESTING LABORATORIES, will not, without the consent of the client enter into any discussion of correspondence with any third party concerning the contents of the report.  
In the event of the improper use of the report, The SHENZHEN TIMEWAY TESTING LABORATORIES, reserves the rights to withdraw it and to adopt any other remedies which may be appropriate.

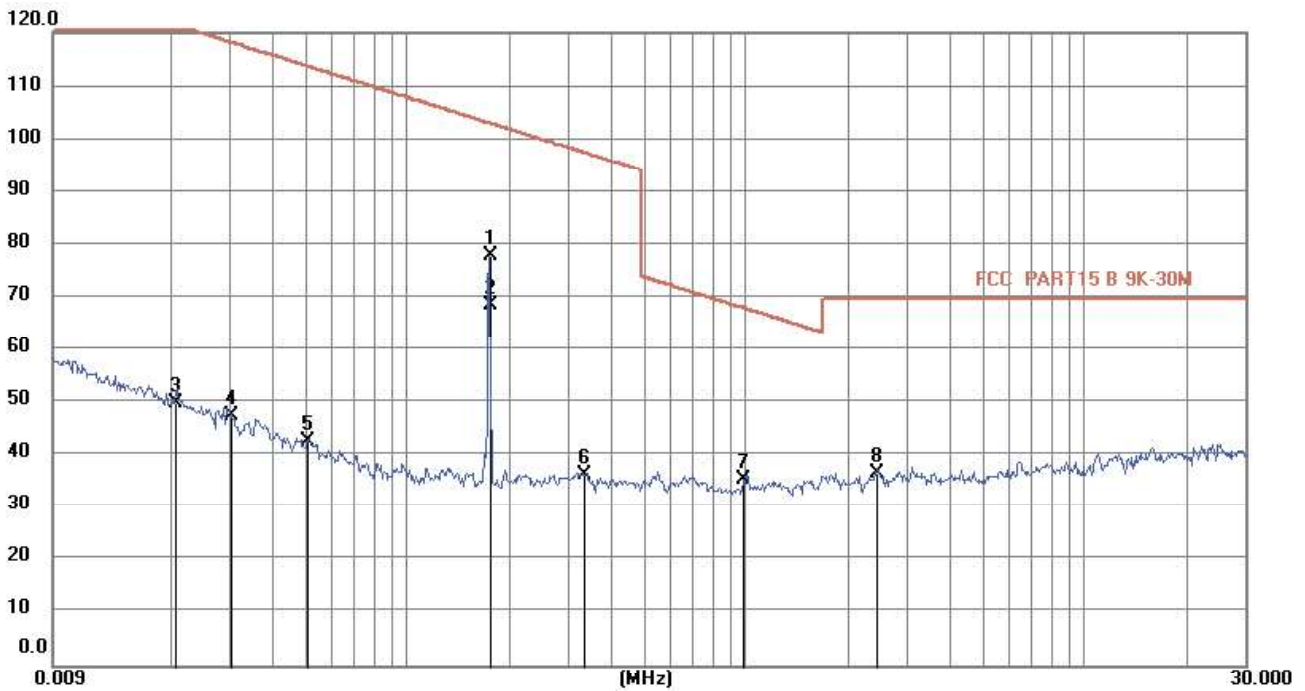


**Measurement data:**

**Note: Limit dBuV/m @3m = Limit dBuV/m @300m+ 80**

**Limit dBuV/m @3m = Limit dBuV/m @30m + 40**

**9 kHz~30 MHz**



No.	Frequency (MHz)	Reading ( )	Factor (dB)	Level (dBuV/m)	Limit (dBuV/m)	Margin (dB)	Detector	P/F
1	0.1753	68.06	9.77	77.83	102.68	-24.85	PEAK	P
2	0.1753	58.67	9.77	68.44	102.68	-34.24	AVG	P
3	0.0206	39.57	10.35	49.92	121.17	-71.25	peak	P
4	0.0303	37.35	10.17	47.52	117.84	-70.32	peak	P
5	0.0509	32.87	9.80	42.67	113.36	-70.69	peak	P
6	0.3351	26.62	9.76	36.38	97.08	-60.70	peak	P
7	0.9837	25.77	9.79	35.56	67.76	-32.20	peak	P
8	2.4350	26.94	9.82	36.76	69.51	-32.75	peak	P

The report refers only to the sample tested and does not apply to the bulk.

This report is issued in confidence to the client and it will be strictly treated as such by the SHENZHEN TIMEWAY TESTING LABORATORIES. It may not be reproduced rather in its entirety or in part and it may not be used for advertising. The client to whom the report is issued may, however, show or send it, or a certified copy thereof prepared by the SHENZHEN TIMEWAY TESTING LABORATORIES, to his customer, Supplier or others persons directly concerned, SHENZHEN TIMEWAY TESTING LABORATORIES, will not, without the consent of the client enter into any discussion of correspondence with any third party concerning the contents of the report.

In the event of the improper use of the report, The SHENZHEN TIMEWAY TESTING LABORATORIES, reserves the rights to withdraw it and to adopt any other remedies which may be appropriate.

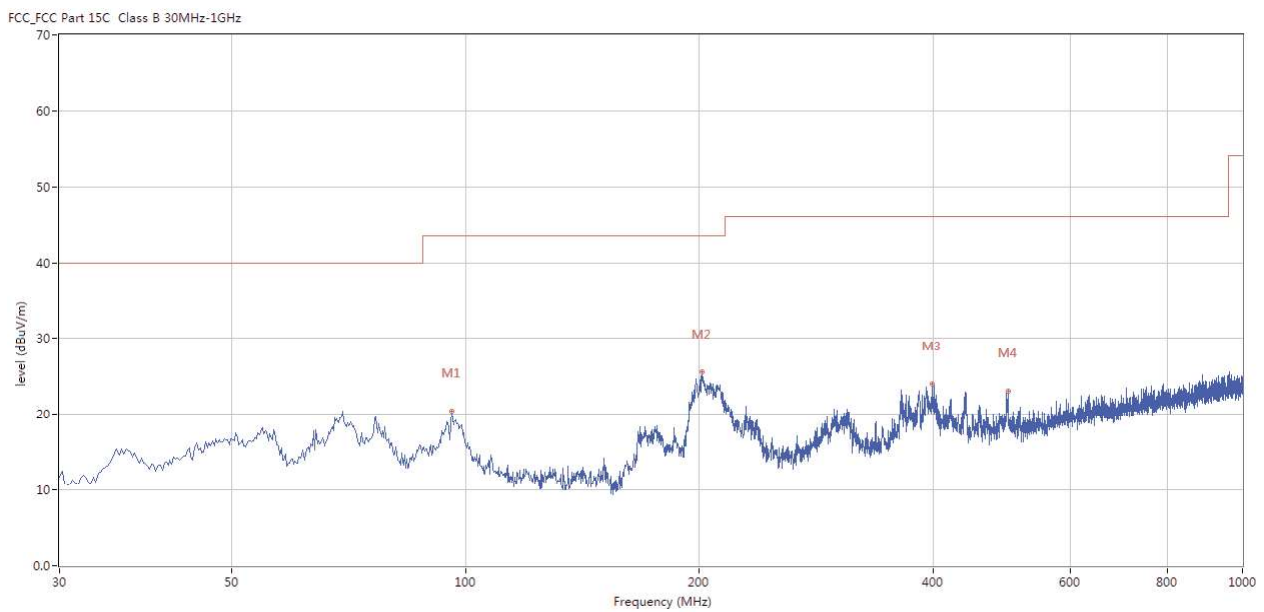


**A. General Radiated Emission Data**  
**Radiated Emission In Horizontal (30MHz----1000MHz)**

EUT set Condition: Keep Transmitting

**Results: Pass**

Please refer to following diagram for individual



No.	Frequency (MHz)	Results (dBuV/m)	Factor (dB)	Limit (dBuV/m)	Over Limit (dB)	Detector	Table (o)	Height (cm)	ANT	Verdict
1	95.944	20.48	-14.16	43.5	-23.02	Peak	0.00	100	Horizontal	Pass
2	201.405	25.60	-13.42	43.5	-17.90	Peak	89.00	100	Horizontal	Pass
3	398.265	23.99	-8.67	46.0	-22.01	Peak	156.00	100	Horizontal	Pass
4	498.878	23.08	-7.04	46.0	-22.92	Peak	129.00	100	Horizontal	Pass

The report refers only to the sample tested and does not apply to the bulk.  
 This report is issued in confidence to the client and it will be strictly treated as such by the SHENZHEN TIMEWAY TESTING LABORATORIES. It may not be reproduced rather in its entirety or in part and it may not be used for advertising. The client to whom the report is issued may, however, show or send it, or a certified copy thereof prepared by the SHENZHEN TIMEWAY TESTING LABORATORIES, to his customer, Supplier or others persons directly concerned, SHENZHEN TIMEWAY TESTING LABORATORIES, will not, without the consent of the client enter into any discussion of correspondence with any third party concerning the contents of the report.  
 In the event of the improper use of the report, The SHENZHEN TIMEWAY TESTING LABORATORIES, reserves the rights to withdraw it and to adopt any other remedies which may be appropriate.