



# FCC PART 15 TEST REPORT No.I23Z70001-IOT03

for

**Wingtech Group (Hong Kong) Limited**

**Flex Mirror**

**ODP-R133**

With

**FCC ID: 2APXWODPR133**

**Hardware Version: REV1.0**

**Software Version: R133.001**

**Issued Date: 2023-03-20**

**Note:**

The test results in this test report relate only to the devices specified in this report. This report shall not be reproduced except in full without the written approval of CTTL.

The report must not be used by the client to claim product certification, approval, or endorsement by NVLAP, NIST, or any agency of the U.S.Government.

**Test Laboratory:**

**CTTL-Telecommunication Technology Labs, CAICT**

No. 52, Huayuan North Road, Haidian District, Beijing, P. R. China 100191.

Tel:+86(0)10-62304633-2512, Fax:+86(0)10-62304633-2504

Email: [ctl\\_terminals@caict.ac.cn](mailto:ctl_terminals@caict.ac.cn), website: [www.caict.ac.cn](http://www.caict.ac.cn)



## **REPORT HISTORY**

<b>Report Number</b>	<b>Revision</b>	<b>Description</b>	<b>Issue Date</b>
I23Z70001-IOT03	Rev.0	1st edition	2023-03-20

## **CONTENTS**

<b>CONTENTS .....</b>	<b>3</b>
<b>1. TEST LATORATORY.....</b>	<b>5</b>
1.1. INTRODUCTION & ACCREDITATION .....	5
1.2. TESTING LOCATION .....	5
1.3. TESTING ENVIRONMENT.....	5
1.4. PROJECT DATE .....	5
1.5. SIGNATURE .....	6
<b>2. CLIENT INFORMATION.....</b>	<b>7</b>
2.1 APPLICANT INFORMATION .....	7
2.2 MANUFACTURER INFORMATION .....	7
<b>3. EQUIPMENT UNDER TEST (EUT) AND ANCILLARYEQUIPMENT(AE).....</b>	<b>8</b>
3.1. ABOUT EUT .....	8
3.2. INTERNAL IDENTIFICATION OF EUT USED DURING THE TEST .....	8
3.3. INTERNAL IDENTIFICATION OF AE USED DURING THE TEST.....	8
3.4. GENERAL DESCRIPTION.....	9
3.5. INTERPRETATION OF THE TEST ENVIRONMENT.....	9
<b>4. REFERENCE DOCUMENTS .....</b>	<b>10</b>
4.1. DOCUMENTS SUPPLIED BY APPLICANT .....	10
4.2. REFERENCE DOCUMENTS FOR TESTING.....	10
<b>5. LABORATORY ENVIRONMENT.....</b>	<b>10</b>
<b>6. SUMMARY OF TEST RESULTS .....</b>	<b>11</b>
6.1. SUMMARY OF TEST RESULTS.....	11
6.2. STATEMENTS.....	11
6.3. TEST CONDITIONS .....	11
<b>7. TEST EQUIPMENTS UTILIZED .....</b>	<b>12</b>
<b>8. MEASUREMENT UNCERTAINTY .....</b>	<b>13</b>
8.1 TRANSMITTER OUTPUT POWER .....	13
8.2 PEAK POWER SPECTRAL DENSITY .....	13
8.3 OCCUPIED CHANNEL BANDWIDTH.....	13
8.4 BAND EDGES COMPLIANCE.....	13
8.5 SPURIOUS EMISSIONS .....	13
8.6 AC POWER-LINE CONDUCTED EMISSION.....	13
<b>ANNEX A: MEASUREMENT RESULTS.....</b>	<b>14</b>
A.1. MEASUREMENT METHOD .....	14
A.2. MAXIMUM OUTPUT POWER .....	15



A.3. PEAK POWER SPECTRAL DENSITY (CONDUCTED)..... 30

A.4. OCCUPIED 26DB BANDWIDTH(CONDUCTED)..... 32

A.5. BAND EDGES COMPLIANCE ..... 50

A5.1 BAND EDGES - RADIATED..... 50

A.6. TRANSMITTER SPURIOUS EMISSION ..... 64

A.7. AC POWERLINE CONDUCTED EMISSION (150KHZ- 30MHZ)..... 107

A.8. 99% OCCUPIED BANDWIDTH ..... 111

A.9. POWER CONTROL ..... 116

**ANNEX B: EUT PARAMETERS..... 117**

**ANNEX C: ACCREDITATION CERTIFICATE ..... 117**

## 1. TEST LABORATORY

### 1.1. Introduction & Accreditation

**Telecommunication Technology Labs, CAICT** is an ISO/IEC 17025:2017 accredited test laboratory under NATIONAL VOLUNTARY LABORATORY ACCREDITATION PROGRAM (NVLAP) with lab code 600118-0, and is also an FCC accredited test laboratory (CN5017), and ISED accredited test laboratory (ISED#: 24849). The detail accreditation scope can be found on NVLAP website.

### 1.2. Testing Location

Conducted testing Location: CTTL(Huayuan North Road)

Address: No. 52, Huayuan North Road, Haidian District, Beijing,  
P. R. China 100191

Radiated testing Location:

CTTL (BDA)

Address: No. 18A, Kangding Street, Beijing Economic-Technology  
Development Area, Beijing, 100176, P.R. China

CTTL(huayuan North Road)

Address: No. 52, Huayuan North Road, Haidian District, Beijing,  
100191, P. R. China

### 1.3. Testing Environment

Normal Temperature: 15-35°C


Relative Humidity: 20-75%

### 1.4. Project date

Testing Start Date: 2023-01-13

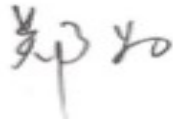
Testing End Date: 2023-03-20

### 1.5. Signature



---

Xie Xiuzhen  
( Prepared this test report )



---

Zheng Wei  
(Reviewed this test report)



---

Pang Shuai  
(Approved this test report)

## **2. CLIENT INFORMATION**

### **2.1 Applicant Information**

Company Name: Wingtech Group (Hong Kong) Limited  
Address: Flat/RM 1902 19/F, Podium Plaza, 5 Hanoi Road, Tsim Sha Tsui, KL,  
HK  
City: Hong Kong  
Postal Code: /  
Country: China  
Telephone: +86-21-53529900  
Fax: /

### **2.2 Manufacturer Information**

Company Name: Wingtech Group (Hong Kong) Limited  
Address: Flat/RM 1802 18/F, Podium Plaza, 5 Hanoi Road, TSIM SHA  
TSUI, KOWLOON, HONG KONG  
City: Hong Kong  
Postal Code: /  
Country: China  
Telephone: +86-18321929116  
Fax: /

### 3. EQUIPMENT UNDER TEST (EUT) AND

#### ANCILLARY EQUIPMENT (AE)

##### 3.1. About EUT

Description	Flex Mirror
Model name	ODP-R133
FCC ID	2APXWODPR133
WLAN Frequency Band	ISM Bands: -5150MHz~5250MHz -5250MHz~5350MHz -5470MHz~5725MHz
Type of modulation	OFDM
Antenna	Integral Antenna
Voltage	3.85V

##### 3.2. Internal Identification of EUT used during the test

EUT ID*	SN or IMEI	HW Version	SW Version
UT51a	2370001UT51a	REV1.0	R133.001
UT13a	2370001UT13a	REV1.0	R133.001

\*EUT ID: is used to identify the test sample in the lab internally.  
 UT13a is used for Conduction test, UT51a is used for Radiation test.

##### 3.3. Internal Identification of AE used during the test

AE ID*	Description	Remark
AE1	Adapter	/
AE2	Data Cable	/
AE3	Battery	/
AE1		
Model	/	
Manufacturer	/	
Length	/	
AE2		
Model	21104	
Manufacturer	BROAD TELECOMMUNICATION CO LTD	
Length	/	
AE3		
Model	SCUD-WT-N19	
Manufacturer	SCUD (Fujian) Electronics Co., Ltd.	
Capacitance	/	
Nominal voltage	/	



\*AE ID: is used to identify the test sample in the lab internally.

\*AE1 is not the AE of EUT, provided by client for relevant test.

### 3.4. General Description

The Equipment under Test (EUT) is a model of Flex Mirror with integrated antenna and inbuilt battery.

It has Bluetooth (EDR)function.

It consists of normal options: travel charger, USB cable.

Manual and specifications of the EUT were provided to fulfil the test.

Samples undergoing test were selected by the client.

### 3.5. Interpretation of the Test Environment

For the test methods, the test environment uncertainty figures correspond to an expansion factor  $k=2$ .

Measurement Uncertainty

Parameter	Uncertainty
temperature	0.48°C
humidity	2 %
DC voltages	0.003V

## **4. REFERENCE DOCUMENTS**

### **4.1. Documents supplied by applicant**

EUT feature information is supplied by the applicant or manufacturer, which is the basis of testing.

### **4.2. Reference Documents for testing**

The following documents listed in this section are referred for testing.

FCC Part15	Title 47 of the Code of Federal Regulations; Chapter I Part 15 - Radio frequency devices	2021
ANSI C63.10	Methods of Measurement of Radio-Noise Emissions from Low-Voltage Electrical and Electronic Equipment in the Range of 9 kHz to 40 GHz	2013
UNII: KDB 789033 D02	General U-NII Test Procedures New Rules v02r01	2017-12

## **5. LABORATORY ENVIRONMENT**

Conducted RF performance testing is performed in shielding room.

EMC performance testing is performed in Semi-anechoic chamber.

## 6. SUMMARY OF TEST RESULTS

### 6.1. Summary of Test Results

SUMMARY OF MEASUREMENT RESULTS	Sub-clause of Part15E	Sub-clause of IC	Verdict
Maximum Output Power	15.407	/	P
Peak Power Spectral Density	15.407	/	P
Occupied 26dB Bandwidth	15.403	/	P
Band edge compliance (Radiated)	15.209	/	P
Transmitter spurious emissions (Radiated)	15.407	/	P
AC Powerline Conducted Emission (150kHz- 30MHz)	15.407	/	P
Frequency Stability	15.407	/	P
99% Occupied bandwidth	/	/	P
Transmit Power Control	15.407	/	NA

Please refer to **ANNEX A** for detail.

Terms used in Verdict column

P	Pass, The EUT complies with the essential requirements in the standard.
NM	Not measured, The test was not measured by CTTL
NA	Not Applicable, The test was not applicable
F	Fail, The EUT does not comply with the essential requirements in the standard

### 6.2. Statements

CTTL has evaluated the test cases requested by the client/manufacturer as listed in section 6.1 of this report for the EUT specified in section 3 according to the standards or reference documents listed in section 4.1.

This report only deals with the WLAN function among the features described in section 3.

### 6.3. Test Conditions

For this report, all the test cases are tested under normal temperature and normal voltage, and also under norm humidity, the specific condition is shown as follows:

Temperature	26°C
Voltage	3.85V
Humidity	44%

## 7. TEST EQUIPMENTS UTILIZED

### Conducted test system

No.	Equipment	Model	Serial Number	Manufacturer	Calibration Period	Calibration Due date
1	Vector Signal Analyzer	FSW67	104051	Rohde & Schwarz	1 year	2024-03-06
2	Test Receiver	ESU26	100235	R&S	1 year	2023-04-07
3	LISN	ENV216	101200	R&S	1 year	2023-06-29
4	Shielding Room	S81	/	ETS-Lindgren	/	/

### Radiated emission test system

No.	Equipment	Model	Manufacturer	Serial Number	Calibration Period	Calibration Due date
1	Test Receiver	ESU26	R&S	100376	1 year	2023-09-22
2	Test Receiver	ESW44	R&S	103015	1 year	2024-01-14
3	Test Receiver	ESU26	R&S	100235	1 year	2023-03-08
4	Loop Antenna	HFH2-Z2	R&S	829324/007	1 year	2023-12-22
5	EMI Antenna	VULB9163	Schwarzbeck	01177	1 year	2023-08-03
6	EMI Antenna	3117	ETS-Lindgren	00139065	1 year	2023-09-20
8	EMI Antenna	LB-180400-25-C-KF	A-INFO	2110084000006	1 year	2024-03-02

### AC Power Line Conducted Emission

No.	Equipment	Model	Manufacturer	Serial Number	Calibration Period	Calibration Due date
1	LISN	ENV216	R&S	101459	1 year	2023-03-26
2	Test Receiver	ESCI	R&S	100766	1 year	2023-03-02

Note: The test Receiver which Serial Number is 100766 was before Calibration Due date when used.

## 8. Measurement Uncertainty

### 8.1 Transmitter Output Power

Measurement Uncertainty: 0.387dB,k=1.96

### 8.2 Peak Power Spectral Density

Measurement Uncertainty: 0.705dB,k=1.96

### 8.3 Occupied Channel Bandwidth

Measurement Uncertainty: 60.80Hz,k=1.96

### 8.4 Band Edges Compliance

Measurement Uncertainty : 0.62dB,k=1.96

### 8.5 Spurious Emissions

#### Conducted (k=1.96)

Frequency Range	Uncertainty(dB)
$30\text{MHz} \leq f \leq 2\text{GHz}$	1.22
$2\text{GHz} \leq f \leq 3.6\text{GHz}$	1.22
$3.6\text{GHz} \leq f \leq 8\text{GHz}$	1.22
$8\text{GHz} \leq f \leq 12.75\text{GHz}$	1.51
$12.75\text{GHz} \leq f \leq 26\text{GHz}$	1.51
$26\text{GHz} \leq f \leq 40\text{GHz}$	1.59

#### Radiated (k=2)

Frequency Range	Uncertainty(dB)
9kHz-30MHz	4.92
$30\text{MHz} \leq f \leq 1\text{GHz}$	5.73
$1\text{GHz} \leq f \leq 18\text{GHz}$	5.58
$18\text{GHz} \leq f \leq 40\text{GHz}$	3.37

### 8.6 AC Power-line Conducted Emission

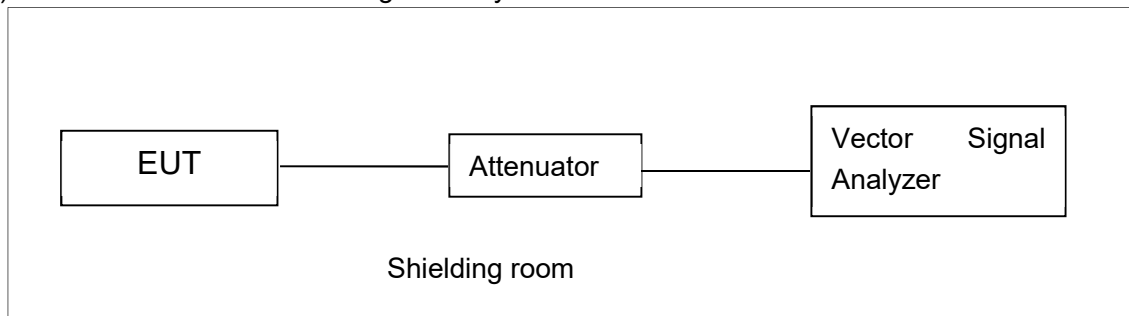
Measurement Uncertainty : 3.10,k=2

## ANNEX A: MEASUREMENT RESULTS

### A.1. Measurement Method

#### A.1.1. Conducted Measurements

- 1). Connect the EUT to the test system correctly.
- 2). Set the EUT to the required work mode.
- 3). Set the EUT to the required channel.
- 4). Set the spectrum analyzer to start measurement.
- 5). Record the values. Vector Signal Analyzer

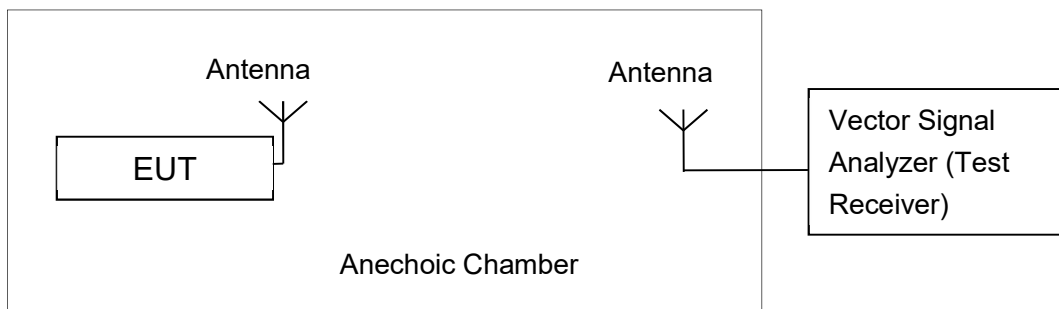


#### A.1.2. Radiated Emission Measurements

In the case of radiated emission, the used settings are as follows,

Sweep frequency from 30 MHz to 1GHz, RBW = 100 kHz, VBW = 300 kHz;

Sweep frequency from 1 GHz to 26GHz, RBW = 1MHz, VBW = 3MHz;



The measurement is made according to KDB 789033

The radiated emission test is performed in semi-anechoic chamber. The distance from the EUT to the reference point of measurement antenna is 3m. The test is carried out on both vertical and horizontal polarization and only maximization result of both polarizations is kept. During the test, the turntable is rotated 360° and the measurement antenna is moved from 1m to 4m to get the maximization result.

## A.2. Maximum output Power

### Measurement Limit and Method:

Standard	Frequency (MHz)	Limit (dBm)
FCC CRF Part 15.407(a)	5150MHz~5250MHz	24dBm
	5250MHz~5350MHz	24dBm or 11+10logB
	5470MHz~5725MHz	24dBm or 11+10logB

Limit use the less value, and B is the 26dB bandwidth.

The measurement method SA-2 is made according to KDB 789033

**Antenna Gain: -3.1dBi(Ant0)/-2.8dBi(Ant1)**

### Measurement Results:

#### SISO-ANT0

##### 802.11a mode

Mode	Frequency	Test Result (dBm)							
		Data Rate (Mbps)							
		6	9	12	18	24	36	48	54
802.11a	5180MHz	10.66	/	/	/	/	/	/	/
	5200MHz	10.69	/	/	/	/	/	/	/
	5240MHz	16.46	/	/	/	/	/	/	/
	5260MHz	15.98	/	/	/	/	/	/	/
	5280MHz	15.65	/	/	/	/	/	/	/
	5320MHz	10.93	/	/	/	/	/	/	/
	5500MHz	8.65	/	/	/	/	/	/	/
	5580MHz	16.27	16.13	16.15	16.06	15.14	14.70	14.29	13.27
	5700MHz	8.69	/	/	/	/	/	/	/
	5720MHz	13.87	/	/	/	/	/	/	/

The data rate 6Mbps is selected as worst condition, and the following cases are performed with this condition.

##### 802.11n-HT20 mode

Mode	Frequency	Test Result (dBm)							
		Data Rate							
		MCS0	MCS1	MCS2	MCS3	MCS4	MCS5	MCS6	MCS7
802.11n (HT20)	5180MHz	/	/	11.79	/	/	/	/	/
	5200MHz	/	/	11.76	/	/	/	/	/
	5240MHz	/	/	16.42	/	/	/	/	/
	5260MHz	/	/	16.36	/	/	/	/	/
	5280MHz	/	/	16.28	/	/	/	/	/
	5320MHz	/	/	12.24	/	/	/	/	/
	5500MHz	/	/	9.69	/	/	/	/	/
	5580MHz	16.25	16.23	16.29	15.30	14.46	14.37	14.09	13.44
	5700MHz	/	/	9.18	/	/	/	/	/

	5720MHz	/	/	13.45	/	/	/	/	/
--	---------	---	---	-------	---	---	---	---	---

The data rate MCS2 is selected as worst condition, and the following cases are performed with this condition.

#### 802.11ac-HT20 mode

Mode	Frequency	Test Result (dBm)								
		Data Rate								
		MCS0	MCS1	MCS2	MCS3	MCS4	MCS5	MCS6	MCS7	MCS8
802.11ac (HT20)	5180MHz	/	11.78	/	/	/	/	/	/	/
	5200MHz	/	11.74	/	/	/	/	/	/	/
	5240MHz	/	16.44	/	/	/	/	/	/	/
	5260MHz	/	16.41	/	/	/	/	/	/	/
	5280MHz	/	16.35	/	/	/	/	/	/	/
	5320MHz	/	12.16	/	/	/	/	/	/	/
	5500MHz	/	9.80	/	/	/	/	/	/	/
	5580MHz	16.23	16.26	16.08	15.33	14.32	14.34	14.41	13.04	12.86
	5700MHz	/	9.08	/	/	/	/	/	/	/
5720MHz	/	14.18	/	/	/	/	/	/	/	

The data rate MCS1 is selected as worst condition, and the following cases are performed with this condition.

#### 802.11n-HT40 mode

Mode	Frequency	Test Result (dBm)							
		Data Rate							
		MCS0	MCS1	MCS2	MCS3	MCS4	MCS5	MCS6	MCS7
802.11n (HT40)	5190MHz	/	/	/	11.95	/	/	/	/
	5230MHz	/	/	/	14.32	/	/	/	/
	5270MHz	/	/	/	13.68	/	/	/	/
	5310MHz	/	/	/	11.56	/	/	/	/
	5510MHz	/	/	/	9.55	/	/	/	/
	5550MHz	13.83	13.93	13.90	13.97	13.90	13.81	13.28	13.24
	5670MHz	/	/	/	8.61	/	/	/	/
	5710MHz	/	/	/	13.94	/	/	/	/

The data rate MCS3 is selected as worst condition, and the following cases are performed with this condition.

#### 802.11ac-HT40 mode

Mode	Frequency	Test Result (dBm)									
		Data Rate									
		MCS0	MCS1	MCS2	MCS3	MCS4	MCS5	MCS6	MCS7	MCS8	MCS9
802.11ac	5190MHz	/	/	/	/	11.31	/	/	/	/	/



(HT40)	5230MHz	/	/	/	/	14.29	/	/	/	/	/
	5270MHz	/	/	/	/	13.60	/	/	/	/	/
	5310MHz	/	/	/	/	11.53	/	/	/	/	/
	5510MHz	/	/	/	/	9.44	/	/	/	/	/
	5550MHz	13.88	13.95	13.89	13.95	14.00	13.96	13.28	13.34	12.77	11.52
	5670MHz	/	/	/	/	8.66	/	/	/	/	/
	5710MHz	/	/	/	/	14.03	/	/	/	/	/

The data rate MCS4 is selected as worst condition, and the following cases are performed with this condition.

#### 802.11ac-HT80 mode

Mode	Frequency	Test Result (dBm)									
		Data Rate									
		MCS0	MCS1	MCS2	MCS3	MCS4	MCS5	MCS6	MCS7	MCS8	MCS9
802.11ac (HT80)	5210MHz	11.56	11.47	11.63	11.61	11.74	11.37	11.27	11.58	11.33	10.53
	5290MHz	/	/	/	/	11.40	/	/	/	/	/
	5530MHz	/	/	/	/	9.48	/	/	/	/	/
	5610MHz	/	/	/	/	8.25	/	/	/	/	/
	5690MHz	/	/	/	/	8.75	/	/	/	/	/

The data rate MCS4 is selected as worst condition, and the following cases are performed with this condition.

#### SISO-ANT1

#### 802.11a mode

Mode	Frequency	Test Result (dBm)							
		Data Rate (Mbps)							
		6	9	12	18	24	36	48	54
802.11a	5180MHz	11.22	/	/	/	/	/	/	/
	5200MHz	11.25	/	/	/	/	/	/	/
	5240MHz	16.18	/	/	/	/	/	/	/
	5260MHz	15.73	/	/	/	/	/	/	/
	5280MHz	15.64	/	/	/	/	/	/	/
	5320MHz	11.50	/	/	/	/	/	/	/
	5500MHz	8.66	/	/	/	/	/	/	/
	5580MHz	16.17	16.14	16.14	16.16	15.16	14.66	14.14	13.29
	5700MHz	9.18	/	/	/	/	/	/	/
	5720MHz	14.08	/	/	/	/	/	/	/

The data rate 6Mbps is selected as worst condition, and the following cases are performed with this condition.

**802.11n-HT20 mode**

Mode	Frequency	Test Result (dBm)							
		Data Rate							
		MCS0	MCS1	MCS2	MCS3	MCS4	MCS5	MCS6	MCS7
802.11n (HT20)	5180MHz	/	/	11.51	/	/	/	/	/
	5200MHz	/	/	11.63	/	/	/	/	/
	5240MHz	/	/	16.11	/	/	/	/	/
	5260MHz	/	/	15.65	/	/	/	/	/
	5280MHz	/	/	15.96	/	/	/	/	/
	5320MHz	/	/	11.72	/	/	/	/	/
	5500MHz	/	/	9.52	/	/	/	/	/
	5580MHz	16.04	16.01	16.06	15.17	14.22	14.16	13.57	13.15
	5700MHz	/	/	9.13	/	/	/	/	/
	5720MHz	/	/	13.69	/	/	/	/	/

The data rate MCS2 is selected as worst condition, and the following cases are performed with this condition.

**802.11ac-HT20 mode**

Mode	Frequency	Test Result (dBm)								
		Data Rate								
		MCS0	MCS1	MCS2	MCS3	MCS4	MCS5	MCS6	MCS7	MCS8
802.11ac (HT20)	5180MHz	11.38	/	/	/	/	/	/	/	/
	5200MHz	11.53	/	/	/	/	/	/	/	/
	5240MHz	16.26	/	/	/	/	/	/	/	/
	5260MHz	15.81	/	/	/	/	/	/	/	/
	5280MHz	16.11	/	/	/	/	/	/	/	/
	5320MHz	11.66	/	/	/	/	/	/	/	/
	5500MHz	9.58	/	/	/	/	/	/	/	/
	5580MHz	16.02	15.99	16.01	15.12	14.01	14.05	14.06	12.54	12.21
	5700MHz	9.19	/	/	/	/	/	/	/	/
	5720MHz	13.27	/	/	/	/	/	/	/	/

The data rate MCS0 is selected as worst condition, and the following cases are performed with this condition.

**802.11n-HT40 mode**

Mode	Frequency	Test Result (dBm)							
		Data Rate							
		MCS0	MCS1	MCS2	MCS3	MCS4	MCS5	MCS6	MCS7
802.11n (HT40)	5190MHz	/	12.13	/	/	/	/	/	/
	5230MHz	/	14.57	/	/	/	/	/	/

	5270MHz	/	13.41	/	/	/	/	/	/
	5310MHz	/	11.49	/	/	/	/	/	/
	5510MHz	/	8.91	/	/	/	/	/	/
	5550MHz	12.82	12.96	12.66	12.71	12.84	12.96	12.81	12.78
	5670MHz	/	8.15	/	/	/	/	/	/
	5710MHz	/	12.95	/	/	/	/	/	/

The data rate MCS1 is selected as worst condition, and the following cases are performed with this condition.

#### 802.11ac-HT40 mode

Mode	Frequency	Test Result (dBm)									
		Data Rate									
		MCS0	MCS1	MCS2	MCS3	MCS4	MCS5	MCS6	MCS7	MCS8	MCS9
802.11ac (HT40)	5190MHz	/	/	/	/	/	/	11.66	/	/	/
	5230MHz	/	/	/	/	/	/	14.00	/	/	/
	5270MHz	/	/	/	/	/	/	13.08	/	/	/
	5310MHz	/	/	/	/	/	/	11.05	/	/	/
	5510MHz	/	/	/	/	/	/	9.20	/	/	/
	5550MHz	13.37	13.20	13.22	13.20	13.26	13.33	13.38	13.01	12.25	10.93
	5670MHz	/	/	/	/	/	/	8.30	/	/	/
	5710MHz	/	/	/	/	/	/	12.93	/	/	/

The data rate MCS6 is selected as worst condition, and the following cases are performed with this condition.

#### 802.11ac-HT80 mode

Mode	Frequency	Test Result (dBm)									
		Data Rate									
		MCS0	MCS1	MCS2	MCS3	MCS4	MCS5	MCS6	MCS7	MCS8	MCS9
802.11ac (HT80)	5210MHz	11.77	11.71	11.78	11.78	11.55	11.76	11.71	11.51	11.80	10.97
	5290MHz	/	/	/	/	/	/	/	/	11.20	/
	5530MHz	/	/	/	/	/	/	/	/	9.77	/
	5610MHz	/	/	/	/	/	/	/	/	8.55	/
	5690MHz	/	/	/	/	/	/	/	/	8.81	/

The data rate MCS8 is selected as worst condition, and the following cases are performed with this condition.

**MIMO-ANT0**
**802.11a mode**

Mode	Frequency	Test Result (dBm)							
		Data Rate (Mbps)							
		6	9	12	18	24	36	48	54
802.11a	5180MHz	11.70	/	/	/	/	/	/	/
	5200MHz	11.82	/	/	/	/	/	/	/
	5240MHz	15.41	/	/	/	/	/	/	/
	5260MHz	15.18	/	/	/	/	/	/	/
	5280MHz	15.14	/	/	/	/	/	/	/
	5320MHz	11.27	/	/	/	/	/	/	/
	5500MHz	8.41	/	/	/	/	/	/	/
	5580MHz	14.86	14.78	14.80	14.80	13.85	14.10	13.56	13.10
	5700MHz	7.61	/	/	/	/	/	/	/
	5720MHz	14.77	/	/	/	/	/	/	/

The data rate 6Mbps is selected as worst condition, and the following cases are performed with this condition.

**802.11n-HT20 mode**

Mode	Frequency	Test Result (dBm)							
		Data Rate							
		MCS0	MCS1	MCS2	MCS3	MCS4	MCS5	MCS6	MCS7
802.11n (HT20)	5180MHz	11.67	/	/	/	/	/	/	/
	5200MHz	11.84	/	/	/	/	/	/	/
	5240MHz	15.41	/	/	/	/	/	/	/
	5260MHz	15.13	/	/	/	/	/	/	/
	5280MHz	15.17	/	/	/	/	/	/	/
	5320MHz	12.08	/	/	/	/	/	/	/
	5500MHz	8.65	/	/	/	/	/	/	/
	5580MHz	14.93	14.84	14.87	13.89	13.98	13.78	13.34	13.33
	5700MHz	7.99	/	/	/	/	/	/	/
	5720MHz	14.80	/	/	/	/	/	/	/

The data rate MCS0 is selected as worst condition, and the following cases are performed with this condition.

**802.11ac-HT20 mode**

Mode	Frequency	Test Result (dBm)								
		Data Rate								
		MCS0	MCS1	MCS2	MCS3	MCS4	MCS5	MCS6	MCS7	MCS8
802.11ac (HT20)	5180MHz	/	11.74	/	/	/	/	/	/	/
	5200MHz	/	11.88	/	/	/	/	/	/	/

	5240MHz	/	15.39	/	/	/	/	/	/	/
	5260MHz	/	15.17	/	/	/	/	/	/	/
	5280MHz	/	15.14	/	/	/	/	/	/	/
	5320MHz	/	11.36	/	/	/	/	/	/	/
	5500MHz	/	8.49	/	/	/	/	/	/	/
	5580MHz	14.90	14.85	14.86	13.91	13.98	13.97	13.36	12.86	12.29
	5700MHz	/	7.93	/	/	/	/	/	/	/
	5720MHz	/	14.82	/	/	/	/	/	/	/

The data rate MCS1 is selected as worst condition, and the following cases are performed with this condition.

#### 802.11n-HT40 mode

Mode	Frequency	Test Result (dBm)								
		Data Rate								
		MCS0	MCS1	MCS2	MCS3	MCS4	MCS5	MCS6	MCS7	
802.11n (HT40)	5190MHz	/	8.92	/	/	/	/	/	/	/
	5230MHz	/	14.86	/	/	/	/	/	/	/
	5270MHz	/	14.61	/	/	/	/	/	/	/
	5310MHz	/	8.43	/	/	/	/	/	/	/
	5510MHz	/	7.75	/	/	/	/	/	/	/
	5550MHz	14.34	14.34	14.19	13.89	13.75	13.79	13.31	13.16	
	5670MHz	/	6.91	/	/	/	/	/	/	/
	5710MHz	/	14.22	/	/	/	/	/	/	/

The data rate MCS1 is selected as worst condition, and the following cases are performed with this condition.

#### 802.11ac-HT40 mode

Mode	Frequency	Test Result (dBm)									
		Data Rate									
		MCS0	MCS1	MCS2	MCS3	MCS4	MCS5	MCS6	MCS7	MCS8	MCS9
802.11ac (HT40)	5190MHz	/	/	8.73	/	/	/	/	/	/	/
	5230MHz	/	/	14.69	/	/	/	/	/	/	/
	5270MHz	/	/	14.61	/	/	/	/	/	/	/
	5310MHz	/	/	8.39	/	/	/	/	/	/	/
	5510MHz	/	/	8.00	/	/	/	/	/	/	/
	5550MHz	14.25	14.24	14.42	13.44	13.50	13.63	13.01	13.02	12.22	11.77
	5670MHz	/	/	7.77	/	/	/	/	/	/	/
	5710MHz	/	/	14.19	/	/	/	/	/	/	/

The data rate MCS2 is selected as worst condition, and the following cases are performed with this condition.

**802.11ac-HT80 mode**

Mode	Frequency	Test Result (dBm)									
		Data Rate									
		MCS0	MCS1	MCS2	MCS3	MCS4	MCS5	MCS6	MCS7	MCS8	MCS9
802.11ac (HT80)	5210MHz	7.03	7.03	7.11	6.70	6.50	6.57	6.70	6.71	6.53	6.61
	5290MHz	/	6.38	/	/	/	/	/	/	/	/
	5530MHz	/	7.71	/	/	/	/	/	/	/	/
	5610MHz	/	6.86	/	/	/	/	/	/	/	/
	5690MHz	/	6.51	/	/	/	/	/	/	/	/

The data rate MCS1 is selected as worst condition, and the following cases are performed with this condition.

**MIMO-ANT1**
**802.11a mode**

Mode	Frequency	Test Result (dBm)							
		Data Rate (Mbps)							
		6	9	12	18	24	36	48	54
802.11a	5180MHz	11.77	/	/	/	/	/	/	/
	5200MHz	11.82	/	/	/	/	/	/	
	5240MHz	15.35	/	/	/	/	/	/	
	5260MHz	14.69	/	/	/	/	/	/	
	5280MHz	14.98	/	/	/	/	/	/	
	5320MHz	10.94	/	/	/	/	/	/	
	5500MHz	9.23	/	/	/	/	/	/	
	5580MHz	14.57	14.55	14.59	14.62	13.76	13.82	13.63	12.92
	5700MHz	8.67	/	/	/	/	/	/	/
	5720MHz	14.18	/	/	/	/	/	/	/

The data rate 6Mbps is selected as worst condition, and the following cases are performed with this condition.

**802.11n-HT20 mode**

Mode	Frequency	Test Result (dBm)							
		Data Rate							
		MCS0	MCS1	MCS2	MCS3	MCS4	MCS5	MCS6	MCS7
802.11n (HT20)	5180MHz	11.79	/	/	/	/	/	/	/
	5200MHz	11.98	/	/	/	/	/	/	/
	5240MHz	15.43	/	/	/	/	/	/	/
	5260MHz	14.71	/	/	/	/	/	/	/
	5280MHz	14.99	/	/	/	/	/	/	/
	5320MHz	11.79	/	/	/	/	/	/	/
	5500MHz	9.01	/	/	/	/	/	/	/

	5580MHz	14.56	14.60	14.53	13.61	13.53	13.67	13.05	13.03
	5700MHz	8.62	/	/	/	/	/	/	/
	5720MHz	14.18	/	/	/	/	/	/	/

The data rate MCS0 is selected as worst condition, and the following cases are performed with this condition.

#### 802.11ac-HT20 mode

Mode	Frequency	Test Result (dBm)								
		Data Rate								
		MCS0	MCS1	MCS2	MCS3	MCS4	MCS5	MCS6	MCS7	MCS8
802.11ac (HT20)	5180MHz	/	11.69	/	/	/	/	/	/	/
	5200MHz	/	11.94	/	/	/	/	/	/	/
	5240MHz	/	15.47	/	/	/	/	/	/	/
	5260MHz	/	14.66	/	/	/	/	/	/	/
	5280MHz	/	14.96	/	/	/	/	/	/	/
	5320MHz	/	11.03	/	/	/	/	/	/	/
	5500MHz	/	9.11	/	/	/	/	/	/	/
	5580MHz	14.50	14.59	14.55	13.45	13.53	13.53	13.04	12.52	12.50
	5700MHz	/	8.56	/	/	/	/	/	/	/
	5720MHz	/	14.21	/	/	/	/	/	/	/

The data rate MCS1 is selected as worst condition, and the following cases are performed with this condition.

#### 802.11n-HT40 mode

Mode	Frequency	Test Result (dBm)							
		Data Rate							
		MCS0	MCS1	MCS2	MCS3	MCS4	MCS5	MCS6	MCS7
802.11n (HT40)	5190MHz	/	9.11	/	/	/	/	/	/
	5230MHz	/	14.65	/	/	/	/	/	/
	5270MHz	/	14.28	/	/	/	/	/	/
	5310MHz	/	8.15	/	/	/	/	/	/
	5510MHz	/	7.44	/	/	/	/	/	/
	5550MHz	13.54	13.59	13.58	13.25	12.99	12.92	12.64	12.50
	5670MHz	/	6.61	/	/	/	/	/	/
	5710MHz	/	13.37	/	/	/	/	/	/

The data rate MCS1 is selected as worst condition, and the following cases are performed with this condition.

**802.11ac-HT40 mode**

Mode	Frequency	Test Result (dBm)									
		Data Rate									
		MCS0	MCS1	MCS2	MCS3	MCS4	MCS5	MCS6	MCS7	MCS8	MCS9
802.11ac (HT40)	5190MHz	/	/	9.07	/	/	/	/	/	/	/
	5230MHz	/	/	14.70	/	/	/	/	/	/	/
	5270MHz	/	/	14.13	/	/	/	/	/	/	/
	5310MHz	/	/	8.15	/	/	/	/	/	/	/
	5510MHz	/	/	7.45	/	/	/	/	/	/	/
	5550MHz	13.59	13.60	13.49	12.82	12.78	12.79	12.34	12.37	11.78	11.32
	5670MHz	/	/	8.10	/	/	/	/	/	/	/
	5710MHz	/	/	13.47	/	/	/	/	/	/	/

The data rate MCS2 is selected as worst condition, and the following cases are performed with this condition.

**802.11ac-HT80 mode**

Mode	Frequency	Test Result (dBm)									
		Data Rate									
		MCS0	MCS1	MCS2	MCS3	MCS4	MCS5	MCS6	MCS7	MCS8	MCS9
802.11ac (HT80)	5210MHz	6.99	7.03	6.71	6.72	6.65	6.70	6.83	6.57	6.47	6.30
	5290MHz	/	6.53	/	/	/	/	/	/	/	/
	5530MHz	/	8.18	/	/	/	/	/	/	/	/
	5610MHz	/	7.08	/	/	/	/	/	/	/	/
	5690MHz	/	7.51	/	/	/	/	/	/	/	/

The data rate MCS1 is selected as worst condition, and the following cases are performed with this condition.



## MIMO-SUM

### 802.11a mode

Mode	Frequency	Test Result (dBm)							
		Data Rate (Mbps)							
		6	9	12	18	24	36	48	54
802.11a	5180MHz	14.75	/	/	/	/	/	/	/
	5200MHz	14.83	/	/	/	/	/	/	/
	5240MHz	18.39	/	/	/	/	/	/	/
	5260MHz	17.95	/	/	/	/	/	/	/
	5280MHz	18.07	/	/	/	/	/	/	/
	5320MHz	14.12	/	/	/	/	/	/	/
	5500MHz	11.85	/	/	/	/	/	/	/
	5580MHz	17.73	17.68	17.71	17.72	16.82	16.97	16.61	16.02
	5700MHz	11.18	/	/	/	/	/	/	/
	5720MHz	17.50	/	/	/	/	/	/	/

The data rate 6Mbps is selected as worst condition, and the following cases are performed with this condition.

### 802.11n-HT20 mode

Mode	Frequency	Test Result (dBm)							
		Data Rate							
		MCS0	MCS1	MCS2	MCS3	MCS4	MCS5	MCS6	MCS7
802.11n (HT20)	5180MHz	14.74	/	/	/	/	/	/	/
	5200MHz	14.92	/	/	/	/	/	/	/
	5240MHz	18.43	/	/	/	/	/	/	/
	5260MHz	17.94	/	/	/	/	/	/	/
	5280MHz	18.09	/	/	/	/	/	/	/
	5320MHz	14.95	/	/	/	/	/	/	/
	5500MHz	11.84	/	/	/	/	/	/	/
	5580MHz	17.76	17.73	17.71	16.76	16.77	16.74	16.21	16.19
	5700MHz	11.33	/	/	/	/	/	/	/
	5720MHz	17.51	/	/	/	/	/	/	/

The data rate MCS0 is selected as worst condition, and the following cases are performed with this condition.

**802.11ac-HT20 mode**

Mode	Frequency	Test Result (dBm)								
		Data Rate								
		MCS0	MCS1	MCS2	MCS3	MCS4	MCS5	MCS6	MCS7	MCS8
802.11ac (HT20)	5180MHz	/	14.73	/	/	/	/	/	/	/
	5200MHz	/	14.92	/	/	/	/	/	/	/
	5240MHz	/	18.44	/	/	/	/	/	/	/
	5260MHz	/	17.93	/	/	/	/	/	/	/
	5280MHz	/	18.06	/	/	/	/	/	/	/
	5320MHz	/	14.21	/	/	/	/	/	/	/
	5500MHz	/	11.82	/	/	/	/	/	/	/
	5580MHz	17.71	17.73	17.72	16.70	16.77	16.77	16.21	15.70	15.41
	5700MHz	/	11.27	/	/	/	/	/	/	/
5720MHz	/	17.54	/	/	/	/	/	/	/	

The data rate MCS1 is selected as worst condition, and the following cases are performed with this condition.

**802.11n-HT40 mode**

Mode	Frequency	Test Result (dBm)							
		Data Rate							
		MCS0	MCS1	MCS2	MCS3	MCS4	MCS5	MCS6	MCS7
802.11n (HT40)	5190MHz	/	12.03	/	/	/	/	/	/
	5230MHz	/	17.77	/	/	/	/	/	/
	5270MHz	/	17.46	/	/	/	/	/	/
	5310MHz	/	11.30	/	/	/	/	/	/
	5510MHz	/	10.61	/	/	/	/	/	/
	5550MHz	16.97	16.99	16.91	16.59	16.40	16.39	16.00	15.85
	5670MHz	/	9.77	/	/	/	/	/	/
	5710MHz	/	16.83	/	/	/	/	/	/

The data rate MCS1 is selected as worst condition, and the following cases are performed with this condition.

**802.11ac-HT40 mode**

Mode	Frequency	Test Result (dBm)									
		Data Rate									
		MCS0	MCS1	MCS2	MCS3	MCS4	MCS5	MCS6	MCS7	MCS8	MCS9
802.11ac (HT40)	5190MHz	/	/	11.91	/	/	/	/	/	/	/
	5230MHz	/	/	17.71	/	/	/	/	/	/	/
	5270MHz	/	/	17.39	/	/	/	/	/	/	/
	5310MHz	/	/	11.28	/	/	/	/	/	/	/
	5510MHz	/	/	10.74	/	/	/	/	/	/	/
	5550MHz	16.94	16.94	16.99	16.15	16.17	16.24	15.70	15.72	15.02	14.56

	5670MHz	/	/	10.95	/	/	/	/	/	/	/
	5710MHz	/	/	16.86	/	/	/	/	/	/	/

The data rate MCS2 is selected as worst condition, and the following cases are performed with this condition.

#### 802.11ac-HT80 mode

Mode	Frequency	Test Result (dBm)									
		Data Rate									
		MCS0	MCS1	MCS2	MCS3	MCS4	MCS5	MCS6	MCS7	MCS8	MCS9
802.11ac (HT80)	5210MHz	10.02	10.04	9.92	9.72	9.59	9.65	9.78	9.65	9.51	9.47
	5290MHz	/	9.47	/	/	/	/	/	/	/	/
	5530MHz	/	10.96	/	/	/	/	/	/	/	/
	5610MHz	/	9.98	/	/	/	/	/	/	/	/
	5690MHz	/	10.05	/	/	/	/	/	/	/	/

The data rate MCS1 is selected as worst condition, and the following cases are performed with this condition.

Duty Cycle

#### SISO

##### 802.11a mode

Rate	6	9	12	18	24	36	48	54
Duty Cycle	93%	90%	88%	83%	78%	71%	66%	64%

##### 802.11n-HT20 mode

Rate	MCS0	MCS1	MCS2	MCS3	MCS4	MCS5	MCS6	MCS7
Duty Cycle	93%	87%	82%	78%	71%	67%	64%	63%

##### 802.11ac-HT20 mode

Rate	MCS0	MCS1	MCS2	MCS3	MCS4	MCS5	MCS6	MCS7	MCS8
Duty Cycle	93%	87%	82%	78%	72%	67%	64%	63%	60%

## 802.11n-HT40 mode

Rate	MCS0	MCS1	MCS2	MCS3	MCS4	MCS5	MCS6	MCS7
Duty Cycle	87%	78%	71%	66%	58%	55%	50%	50%

## 802.11ac-HT40 mode

Rate	MCS0	MCS1	MCS2	MCS3	MCS4	MCS5	MCS6	MCS7	MCS8	MCS9
Duty Cycle	87%	78%	71%	66%	58%	55%	52%	50%	47%	47%

## 802.11ac-HT80 mode

Rate	MCS0	MCS1	MCS2	MCS3	MCS4	MCS5	MCS6	MCS7	MCS8	MCS9
Duty Cycle	76%	66%	57%	52%	44%	44%	44%	41%	38%	38%

**MIMO**

## 802.11a mode

Rate	6	9	12	18	24	36	48	54
Duty Cycle	99%	99%	98%	97%	98%	95%	93%	93%

## 802.11n-HT20 mode

Rate	MCS0	MCS1	MCS2	MCS3	MCS4	MCS5	MCS6	MCS7
Duty Cycle	99%	98%	97%	96%	95%	93%	93%	92%

## 802.11ac-HT20 mode

Rate	MCS0	MCS1	MCS2	MCS3	MCS4	MCS5	MCS6	MCS7	MCS8
Duty Cycle	99%	98%	97%	96%	95%	93%	93%	92%	91%

## 802.11n-HT40 mode

Rate	MCS0	MCS1	MCS2	MCS3	MCS4	MCS5	MCS6	MCS7
Duty Cycle	98%	98%	96%	95%	93%	92%	91%	90%

## 802.11ac-HT40 mode

Rate	MCS0	MCS1	MCS2	MCS3	MCS4	MCS5	MCS6	MCS7	MCS8	MCS9
Duty Cycle	99%	98%	96%	95%	94%	91%	90%	89%	89%	88%

## 802.11ac-HT80 mode

Rate	MCS0	MCS1	MCS2	MCS3	MCS4	MCS5	MCS6	MCS7	MCS8	MCS9
Duty Cycle	99%	98%	97%	97%	95%	94%	94%	93%	92%	91%

**Conclusion: PASS**

### A.3. Peak Power Spectral Density (conducted)

#### Measurement Limit:

Standard	Frequency (MHz)	Limit (dBm/MHz)
FCC CRF Part 15.407(a)	5150MHz~5250MHz	11
	5250MHz~5350MHz	11
	5470MHz~5725MHz	11

The output power measurement method Section F is made according to KDB 789033

#### Measurement Results:

##### SISO-ANT0

Mode	Frequency	Power Spectral Density (dBm/MHz)	Conclusion
802.11a	5180 MHz	2.33	P
	5200 MHz	2.30	P
	5240 MHz	6.87	P
	5260 MHz	6.43	P
	5280 MHz	5.89	P
	5320 MHz	1.26	P
	5500 MHz	-0.62	P
	5580 MHz	5.69	P
	5700 MHz	-1.21	P
	5720 MHz	4.01	P
802.11ac HT20	5180 MHz	1.36	P
	5200 MHz	1.71	P
	5240 MHz	6.13	P
	5260 MHz	5.62	P
	5280 MHz	5.06	P
	5320 MHz	1.82	P
	5500 MHz	-0.59	P
	5580 MHz	5.73	P
	5700 MHz	-1.49	P
	5720 MHz	3.29	P
802.11n HT40	5190 MHz	-2.15	P
	5230 MHz	0.63	P
	5270 MHz	-0.37	P
	5310 MHz	-2.91	P
	5510 MHz	-4.78	P
	5550 MHz	-0.21	P
	5670 MHz	-5.71	P
	5710 MHz	-0.37	P
802.11ac	5210MHz	-5.67	P

HT80	5290MHz	-5.40	P
	5530MHz	-7.37	P
	5610MHz	-8.03	P
	5690MHz	-8.19	P

**MIMO**

Mode	Frequency	Power Spectral Density (dBm/MHz)			Conclusion
		Ant0	Ant1	Sum	
802.11a	5180 MHz	1.51	1.64	4.59	P
	5200 MHz	1.80	1.89	4.86	P
	5240 MHz	5.52	5.44	8.49	P
	5260 MHz	4.91	4.34	7.64	P
	5280 MHz	4.90	5.04	7.98	P
	5320 MHz	1.16	0.96	4.07	P
	5500 MHz	-1.48	-0.86	1.85	P
	5580 MHz	4.72	4.40	7.57	P
	5700 MHz	-2.52	-1.42	1.08	P
	5720 MHz	4.52	3.88	7.22	P
802.11ac HT20	5180 MHz	1.16	1.54	4.36	P
	5200 MHz	1.24	1.66	4.47	P
	5240 MHz	5.18	5.16	8.18	P
	5260 MHz	4.57	4.41	7.50	P
	5280 MHz	4.74	4.71	7.74	P
	5320 MHz	0.81	0.67	3.75	P
	5500 MHz	-1.88	-0.97	1.61	P
	5580 MHz	4.31	4.05	7.19	P
	5700 MHz	-2.73	-1.78	0.78	P
	5720 MHz	4.25	3.58	6.94	P
802.11n HT40	5190 MHz	-5.63	-5.61	-2.61	P
	5230 MHz	0.48	0.50	3.50	P
	5270 MHz	0.28	0.11	3.21	P
	5310 MHz	-6.20	-6.31	-3.24	P
	5510 MHz	-6.63	-6.85	-3.73	P
	5550 MHz	-0.15	-0.99	2.46	P
	5670 MHz	-6.51	-6.27	-3.38	P
	5710 MHz	-0.38	-1.04	2.31	P
802.11ac HT80	5210MHz	-10.72	-10.55	-7.62	P
	5290MHz	-11.15	-10.73	-7.92	P
	5530MHz	-9.88	-9.47	-6.66	P

	5610MHz	-10.43	-10.48	-7.44	P
	5690MHz	-10.98	-10.16	-7.54	P

Note: All Antenna are tested, only the worst-case plot have been reported.

**Conclusion: PASS**

#### A.4. Occupied 26dB Bandwidth(conducted)

**Measurement Limit:**

Standard	Limit (kHz)
FCC 47 CFR Part 15.403 (i)	/

The measurement is made according to KDB 789033

**Measurement Uncertainty:**

Measurement Uncertainty	60.80Hz
-------------------------	---------

**Measurement Result:**

Mode	Frequency	Occupied 26dB Bandwidth ( MHz)		conclusion
802.11a	5180 MHz	Fig.1	21.28	P
	5200 MHz	Fig.2	21.28	P
	5240 MHz	Fig.3	21.52	P
	5260 MHz	Fig.4	21.48	P
	5280 MHz	Fig.5	21.32	P
	5320 MHz	Fig.6	21.24	P
	5500 MHz	Fig.7	21.20	P
	5580 MHz	Fig.8	22.00	P
	5700 MHz	Fig.9	21.24	P
	5720 MHz	Fig.10	21.36	P
802.11ac HT20	5180 MHz	Fig.11	21.40	P
	5200 MHz	Fig.12	21.44	P
	5240 MHz	Fig.13	21.60	P
	5260 MHz	Fig.14	21.48	P
	5280 MHz	Fig.15	21.64	P
	5320 MHz	Fig.16	21.48	P
	5500 MHz	Fig.17	21.44	P
	5580 MHz	Fig.18	22.24	P
	5700 MHz	Fig.19	21.36	P
	5720 MHz	Fig.20	21.92	P
802.11n HT40	5190 MHz	Fig.21	40.16	P
	5230 MHz	Fig.22	40.00	P
	5270 MHz	Fig.23	39.92	P
	5310 MHz	Fig.24	40.00	P



	5510 MHz	Fig.25	40.08	P
	5550 MHz	Fig.26	47.28	P
	5670 MHz	Fig.27	40.16	P
	5710 MHz	Fig.28	47.52	P

802.11ac HT80	5210MHz	Fig.29	82.08	P
	5290MHz	Fig.30	82.56	P
	5530MHz	Fig.31	82.24	P
	5610MHz	Fig.32	82.40	P
	5690MHz	Fig.33	82.08	P

**Conclusion: PASS**  
**Test graphs as below:**



15:11:00 17.03.2023

**Fig.1 Occupied 26dB Bandwidth (802.11a, 5180MHz)**



15:11:47 17.03.2023

**Fig.2 Occupied 26dB Bandwidth (802.11a, 5200MHz)**



15:13:34 17.03.2023

**Fig.3 Occupied 26dB Bandwidth (802.11a, 5240MHz)**



15:14:24 17.03.2023

Fig.4 Occupied 26dB Bandwidth (802.11a, 5260MHz)



15:15:06 17.03.2023

Fig.5 Occupied 26dB Bandwidth (802.11a, 5280MHz)



15:27:25 17.03.2023

**Fig.6 Occupied 26dB Bandwidth (802.11a, 5320MHz)**



15:28:09 17.03.2023

**Fig.7 Occupied 26dB Bandwidth (802.11a, 5500MHz)**



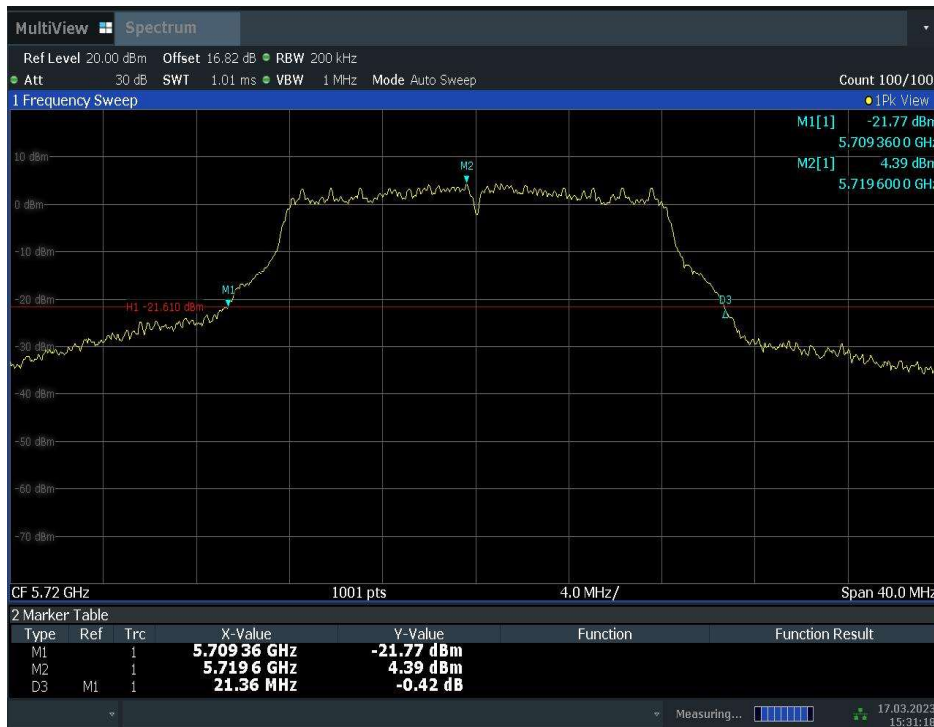
15:28:58 17.03.2023

**Fig.8 Occupied 26dB Bandwidth (802.11a, 5580MHz)**



15:30:20 17.03.2023

**Fig.9 Occupied 26dB Bandwidth (802.11a, 5700MHz)**



15:31:19 17.03.2023

Fig.10 Occupied 26dB Bandwidth (802.11a, 5720MHz)



15:52:38 17.03.2023

Fig.11 Occupied 26dB Bandwidth (802.11ac-HT20, 5180MHz)



15:53:21 17.03.2023

**Fig.12 Occupied 26dB Bandwidth (802.11ac-HT20, 5200MHz)**



15:54:08 17.03.2023

**Fig.13 Occupied 26dB Bandwidth (802.11ac-HT20, 5240MHz)**



15:54:46 17.03.2023

**Fig.14 Occupied 26dB Bandwidth (802.11ac-HT20, 5260MHz)**



15:55:42 17.03.2023

**Fig.15 Occupied 26dB Bandwidth (802.11ac-HT20, 5280MHz)**





15:56:22 17.03.2023

**Fig.16 Occupied 26dB Bandwidth (802.11ac-HT20, 5320MHz)**



15:57:02 17.03.2023

**Fig.17 Occupied 26dB Bandwidth (802.11ac-HT20, 5500MHz)**



15:57:45 17.03.2023

**Fig.18 Occupied 26dB Bandwidth (802. 11ac-HT20, 5580MHz)**



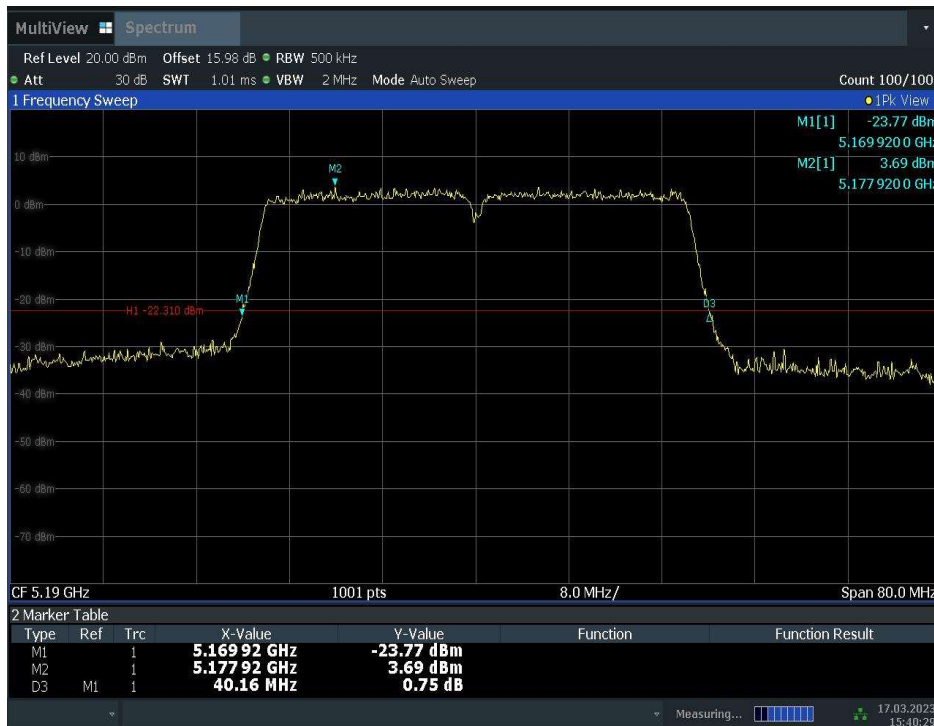
15:58:26 17.03.2023

**Fig.19 Occupied 26dB Bandwidth (802. 11ac-HT20, 5700MHz)**



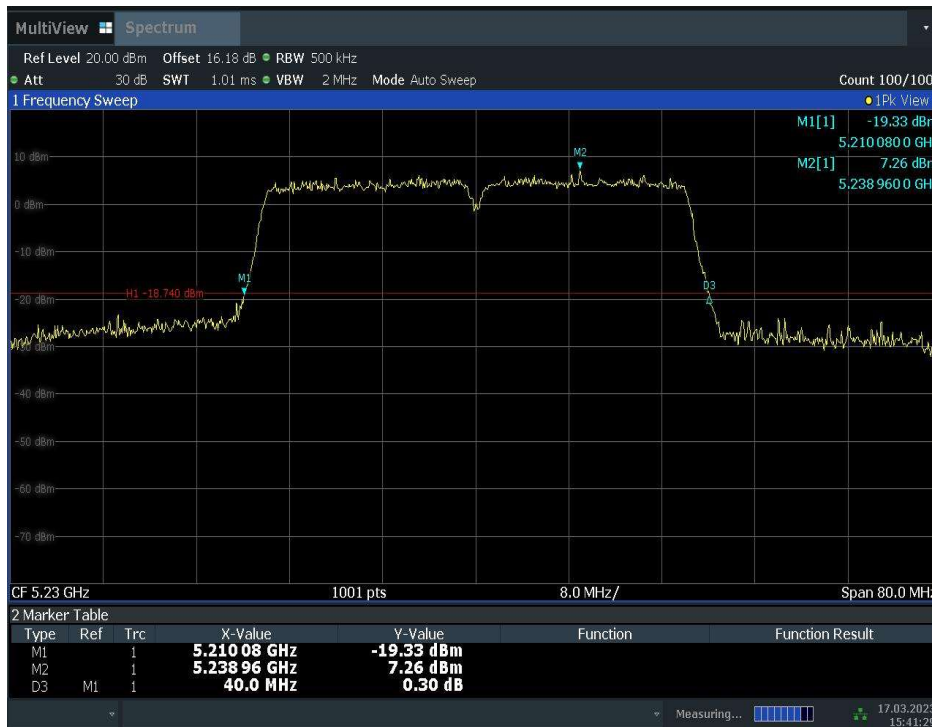
15:59:15 17.03.2023

**Fig.20 Occupied 26dB Bandwidth (802. 11ac-HT20, 5720MHz)**



15:40:30 17.03.2023

**Fig.21 Occupied 26dB Bandwidth (802.11n-HT40, 5190MHz)**



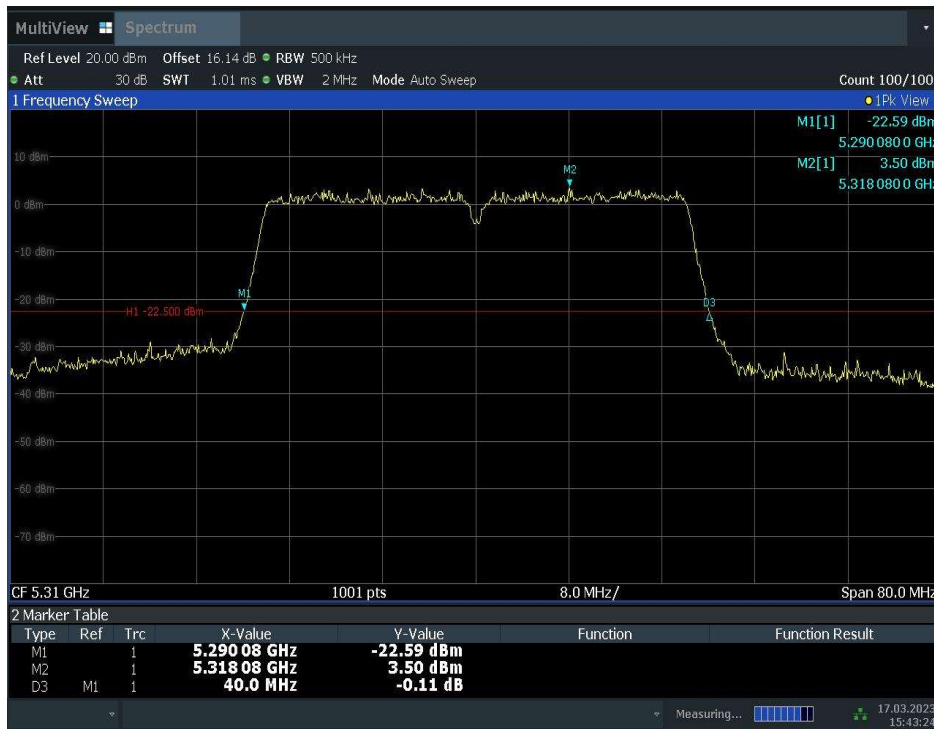
15:41:29 17.03.2023

**Fig.22 Occupied 26dB Bandwidth (802.11n-HT40, 5230MHz)**



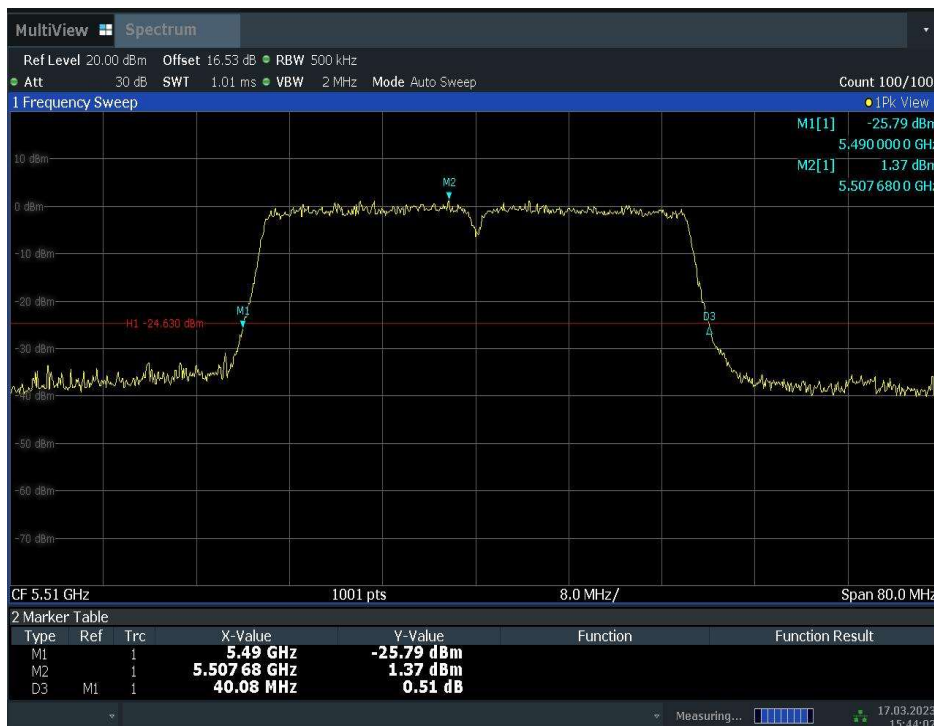
15:42:24 17.03.2023

**Fig.23 Occupied 26dB Bandwidth (802.11n-HT40, 5270MHz)**



15:43:25 17.03.2023

**Fig.24 Occupied 26dB Bandwidth (802.11n-HT40, 5310MHz)**



15:44:02 17.03.2023

**Fig.25 Occupied 26dB Bandwidth (802.11n-HT40, 5510MHz)**



15:44:43 17.03.2023

Fig.26 Occupied 26dB Bandwidth (802.11n-HT40, 5550MHz)



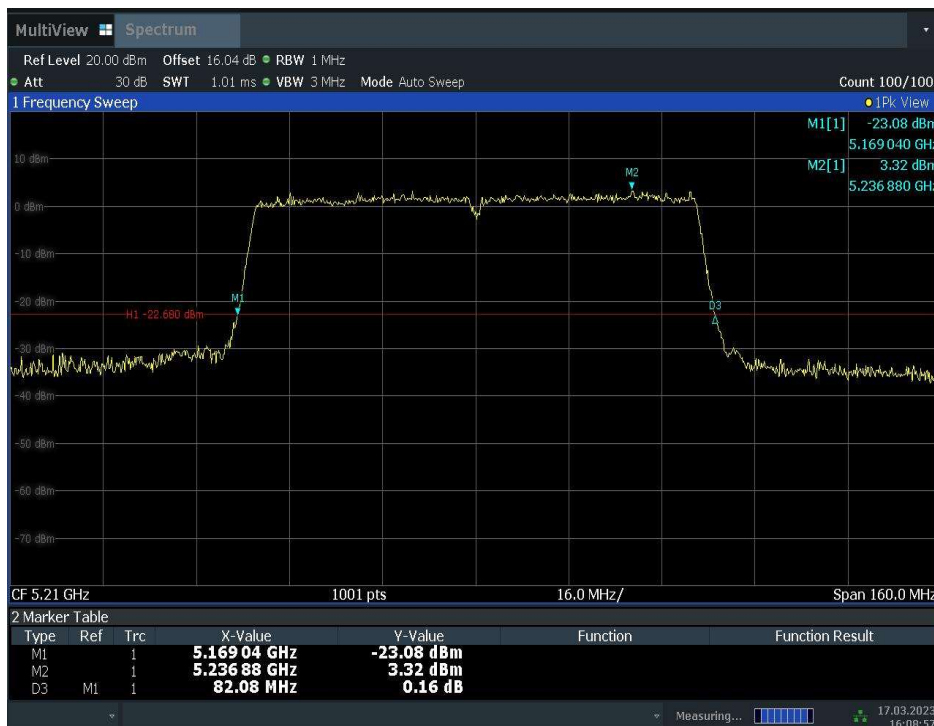
15:45:31 17.03.2023

Fig.27 Occupied 26dB Bandwidth (802.11n-HT40, 5670MHz)



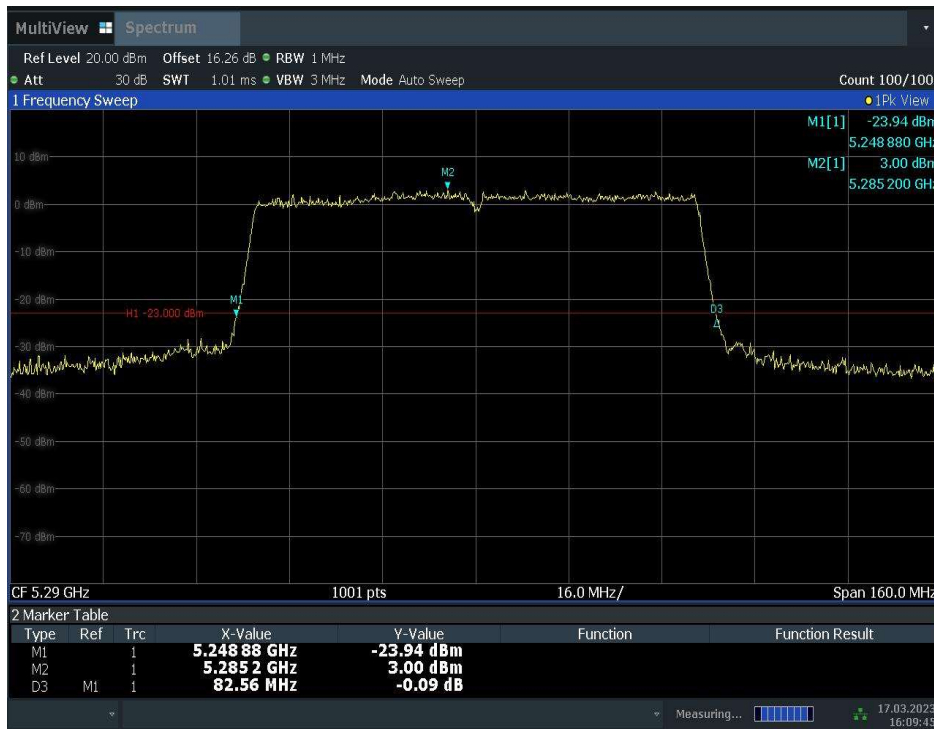
15:48:55 17.03.2023

**Fig.28 Occupied 26dB Bandwidth (802.11n-HT40, 5710MHz)**



16:08:57 17.03.2023

**Fig.29 Occupied 26dB Bandwidth (802.11ac-HT80, 5210MHz)**



16:09:45 17.03.2023

Fig.30 Occupied 26dB Bandwidth (802.11ac-HT80, 5290MHz)



16:10:28 17.03.2023

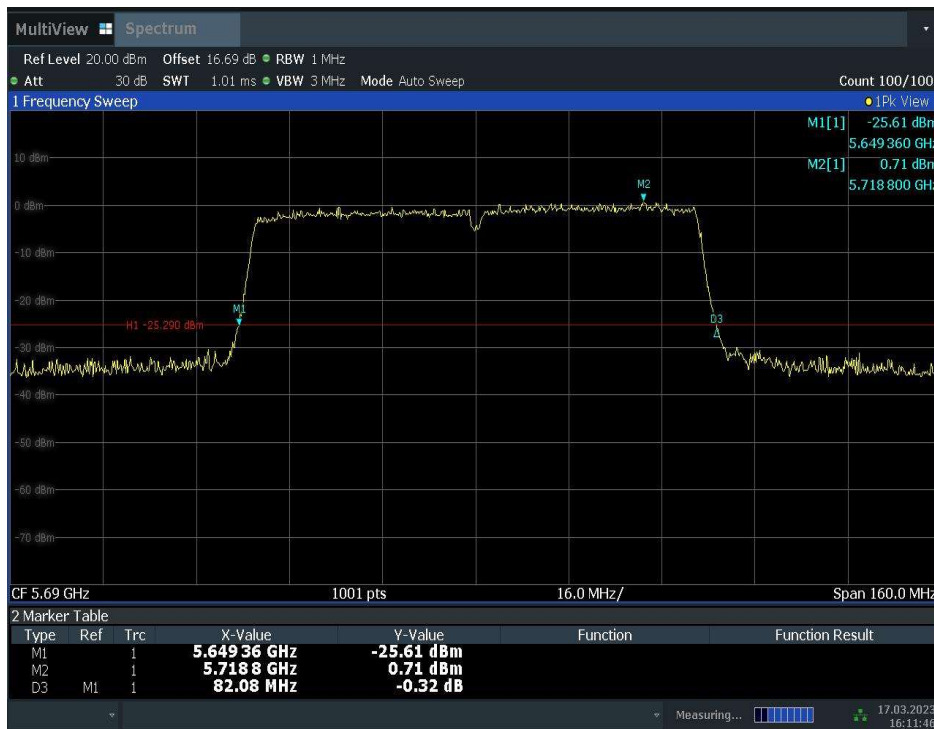
Fig.31 Occupied 26dB Bandwidth (802.11ac-HT80, 5530MHz)





16:11:08 17.03.2023

**Fig.32 Occupied 26dB Bandwidth (802.11ac-HT80, 5610MHz)**



16:11:47 17.03.2023

**Fig.33 Occupied 26dB Bandwidth (802.11ac-HT80, 5690MHz)**

## A.5. Band Edges Compliance

### A5.1 Band Edges - Radiated

#### Measurement Limit:

Standard	Limit
FCC 47 CFR Part 15.407	-27 dBm/MHz

In addition, radiated emissions which fall in the restricted bands, as defined in § 15.205(a), must also comply with the radiated emission limits specified in § 15.209(a) (see § 15.205(c)).

#### Limit in restricted band:

Frequency of emission (MHz)	Field strength(uV/m)	Field strength(dBuV/m)	Measurement distance(m)
Above 960	500	54	3

The measurement is made according to ANSI C63.10-2013 and KDB 789033

#### Set up:

Tabletop devices shall be placed on a nonconducting platform with nominal top surface dimensions 1 m by 1.5 m and the table height shall be 1.5 m.

The EUT and transmitting antenna shall be centered on the turntable.

#### Test Procedure

The EUT was placed on a non-conductive table. The measurement antenna was placed at a distance of 3 meters from the EUT. The test is carried out on both vertical and horizontal polarization and only maximization result of both polarizations is kept. During the test, the turntable is rotated 360° and the measurement antenna is moved from 1m to 4m to get the maximization result. This maximization process was repeated with the EUT positioned in each of its three orthogonal orientations.

#### The receiver references:

Frequency of emission (MHz)	RBW/VBW	Sweep Time(s)
30-1000	100kHz/300kHz	5
1000-4000	1MHz/3MHz	15
4000-18000	1MHz/3MHz	40
18000-26500	1MHz/3MHz	20

#### Sample Calculations

1. Convert the resultant EIRP level to an equivalent electric field strength using the following relationship:

$$E = \text{EIRP} - 20 \log(D) + 104.77 \quad \text{Where:}$$

$E$  is the field strength in dB $\mu$ V/m

$D$  is the measurement distance in meters

EIRP is the equivalent isotropically radiated power in dbm

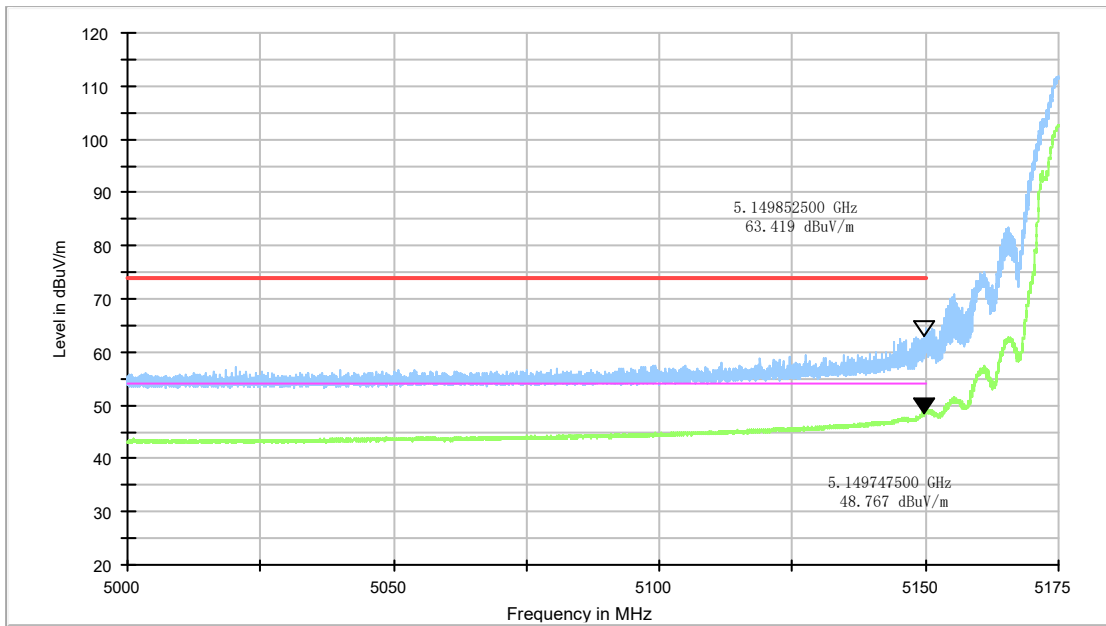
**Measurement Result:**

Mode	Channel	Test Results	Conclusion
802.11a	5180 MHz	Fig.34	P
	5320 MHz	Fig.35	P
	5500 MHz	Fig.36	P
	5700 MHz	Fig.37	P
802.11n HT20	5180 MHz	Fig.38	P
	5320 MHz	Fig.39	P
	5500 MHz	Fig.40	P
	5700 MHz	Fig.41	P
802.11n HT40	5190 MHz	Fig.42	P
	5310 MHz	Fig.43	P
	5510 MHz	Fig.44	P
	5670 MHz	Fig.45	P
802.11ac HT20	5180 MHz	Fig.46	P
	5320 MHz	Fig.47	P
	5500 MHz	Fig.48	P
	5700 MHz	Fig.49	P
802.11ac HT40	5190 MHz	Fig.50	P
	5310 MHz	Fig.51	P
	5510 MHz	Fig.52	P
	5670 MHz	Fig.53	P
802.11ac HT80	5210MHz	Fig.54	P
	5290MHz	Fig.55	P
	5530MHz	Fig.56	P
	5610MHz	Fig.57	P

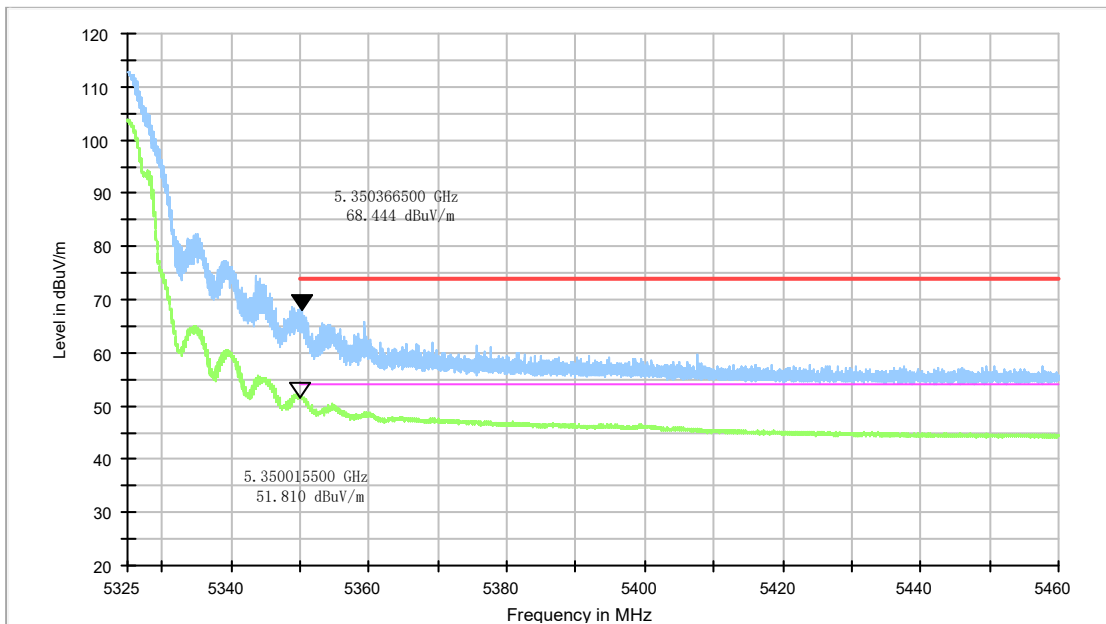
**Note:** The measurements were performed separately in ANT0, ANT1, and MIMO (ANT0+ANT1), and only the worst cases are shown in this section.

**Conclusion: PASS**

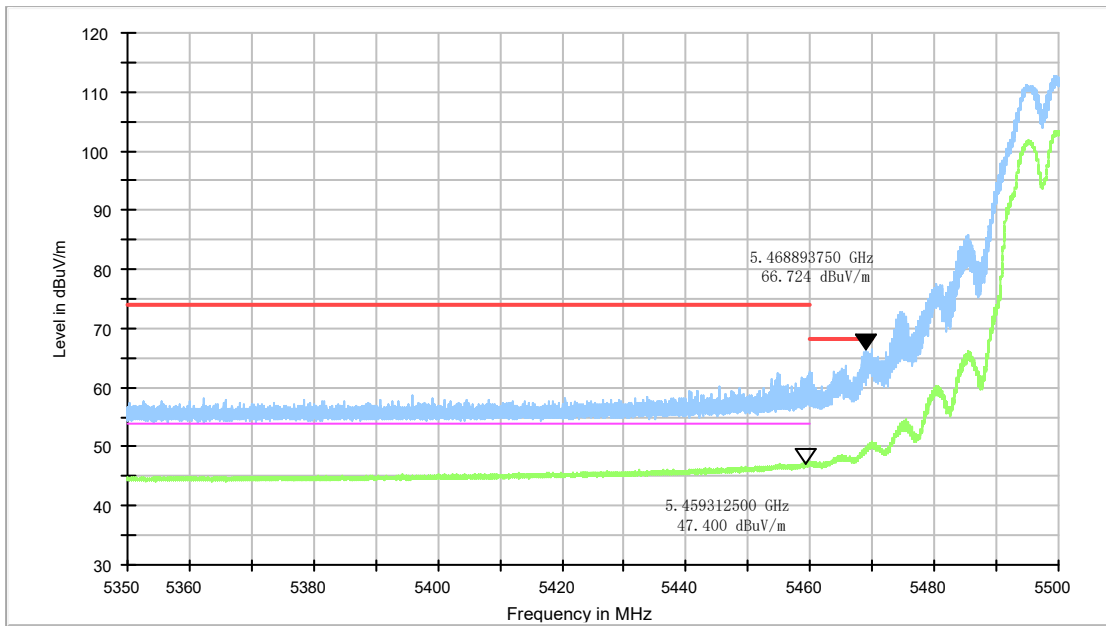
**Test graphs as below:**



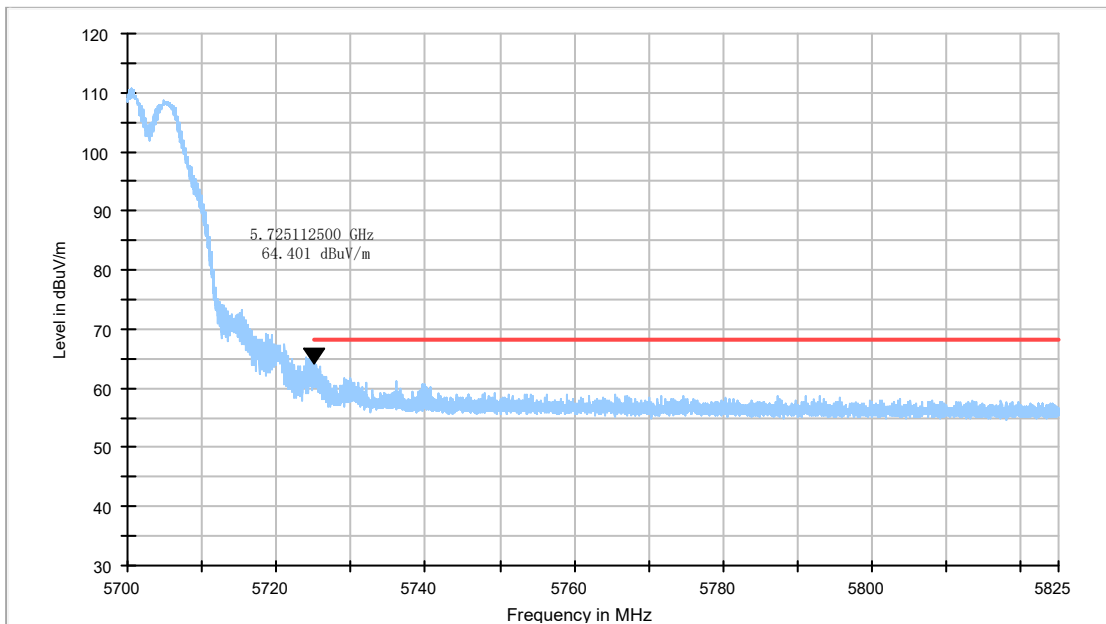
**Fig.34 Band Edges (802.11a Ch36, 5180MHz)**



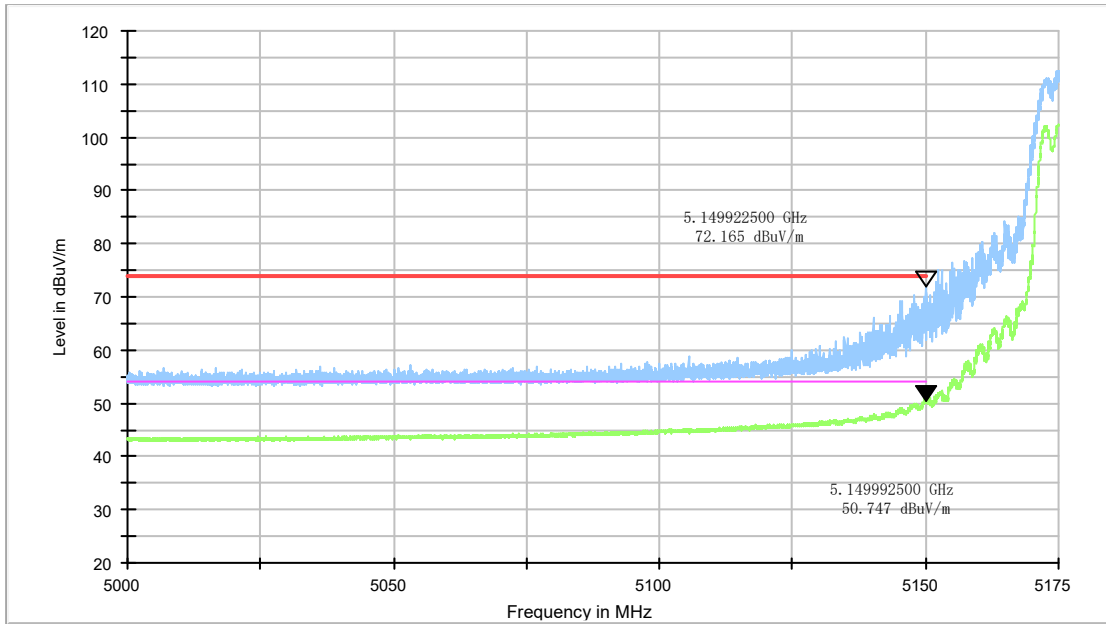
**Fig.35 Band Edges (802.11a Ch64, 5320MHz)**



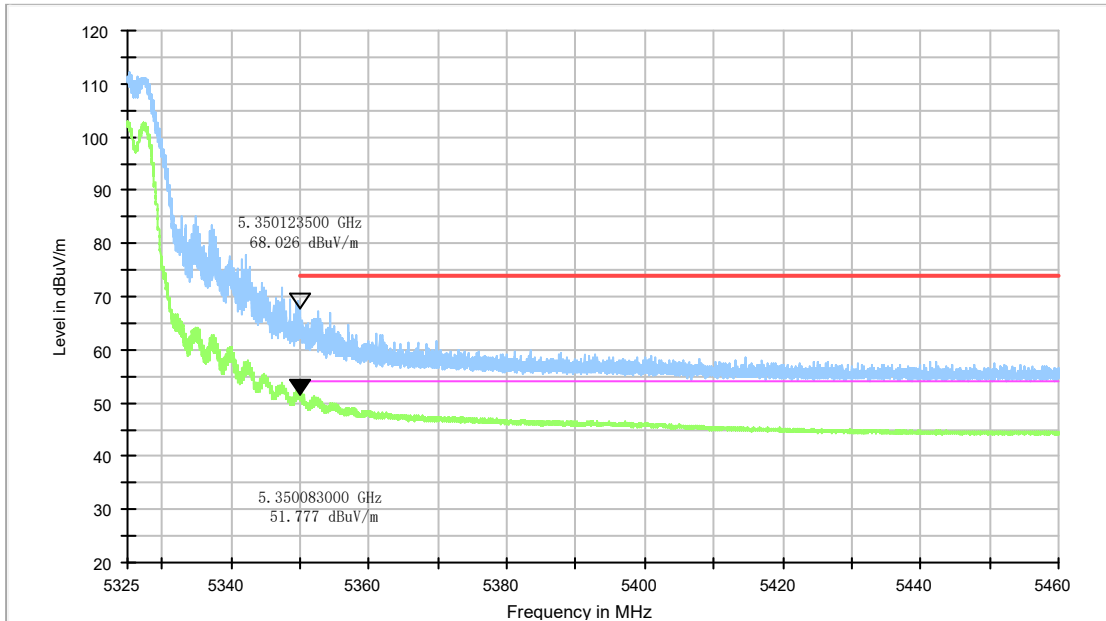
**Fig.36 Band Edges (802.11a Ch100, 5500MHz)**



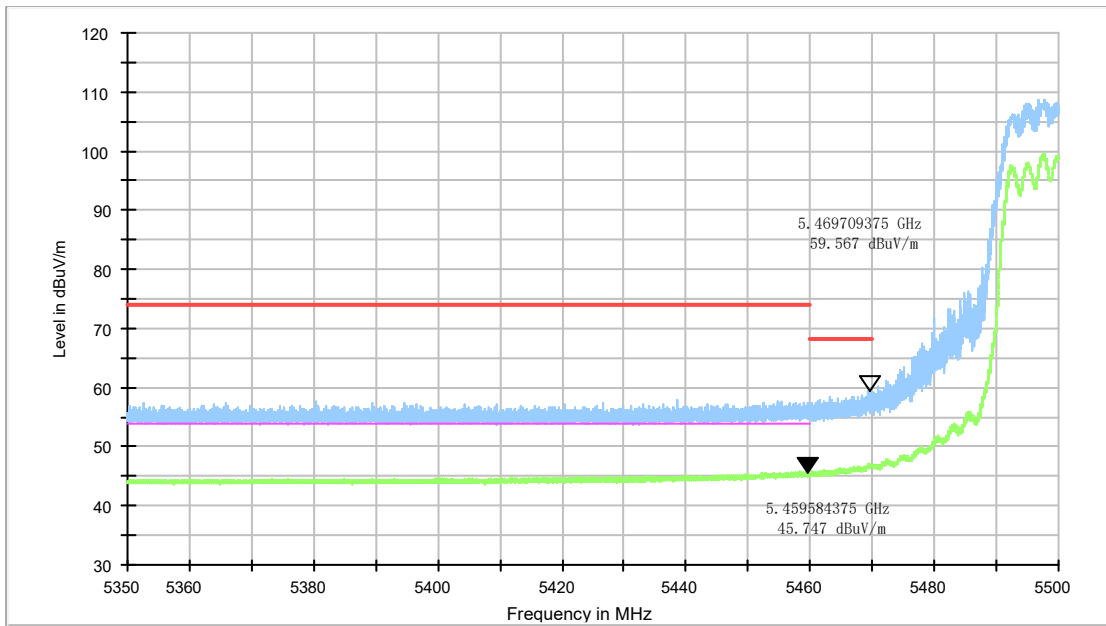
**Fig.37 Band Edges (802.11a Ch140, 5700MHz)**



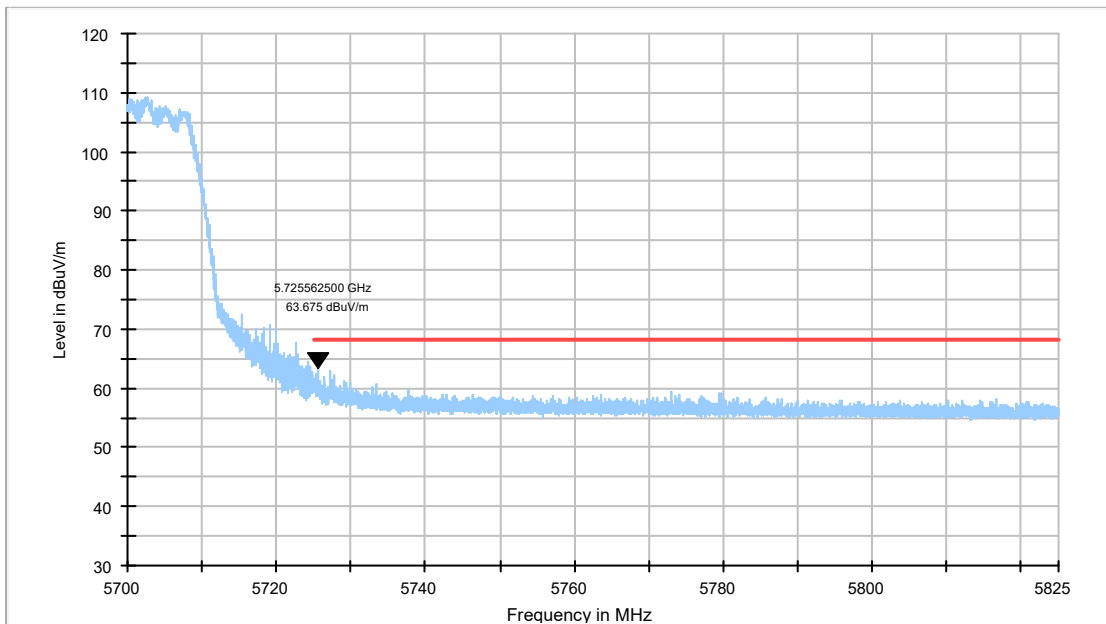
**Fig.38 Band Edges (802.11n-HT20 Ch36, 5180MHz)**



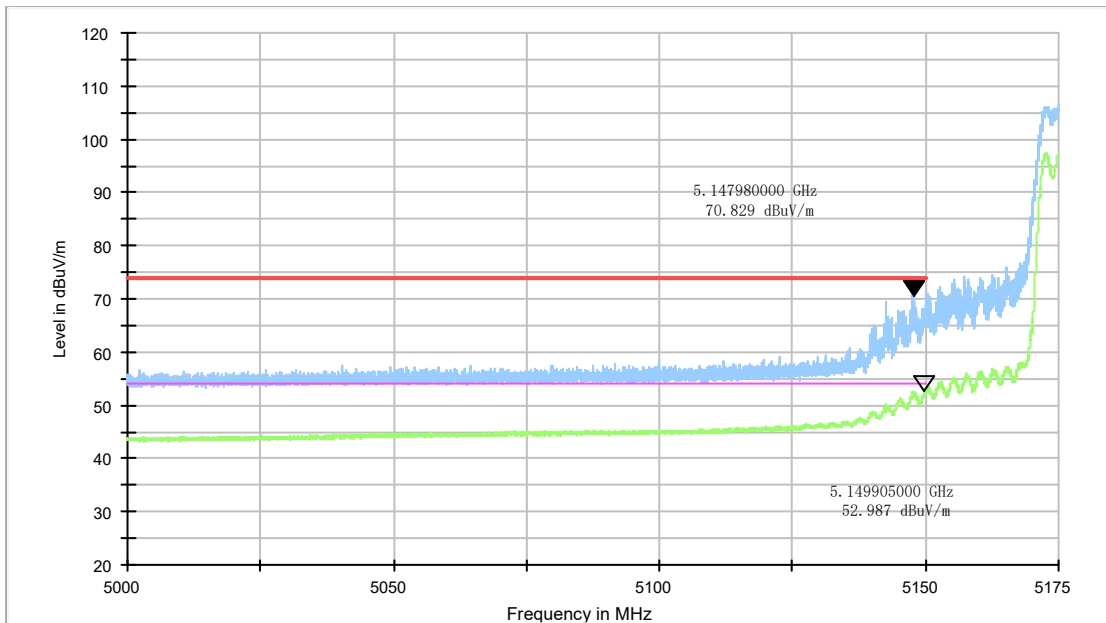
**Fig.39 Band Edges (802.11n-HT20 Ch64, 5320MHz)**



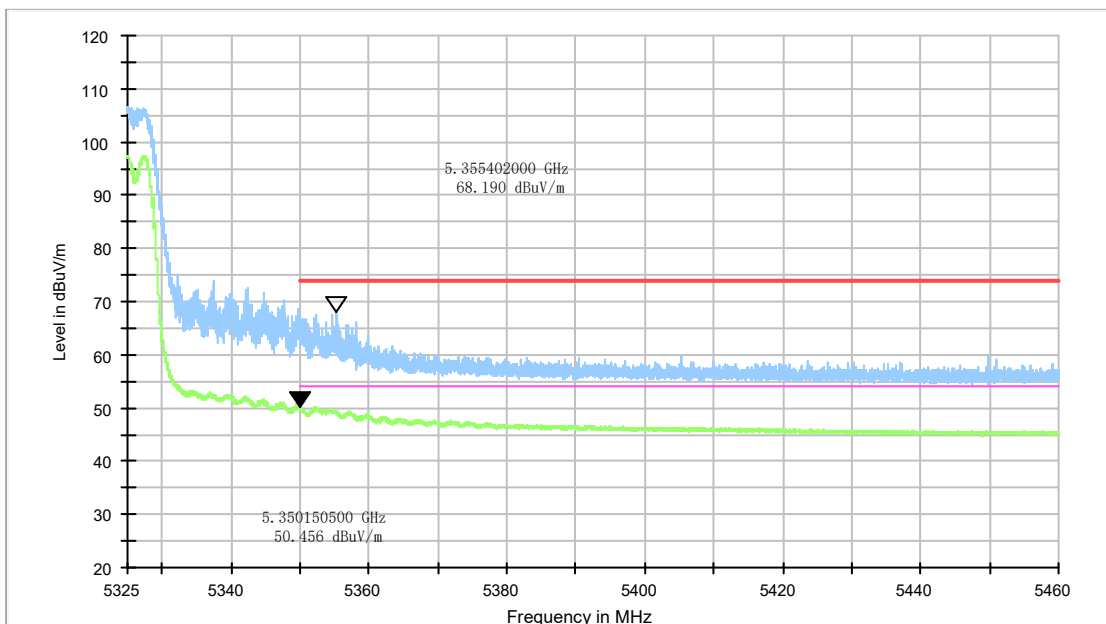
**Fig.40 Band Edges (802.11n-HT20 Ch100, 5500MHz)**



**Fig.41 Band Edges (802.11n-HT20 Ch140, 5700MHz)**

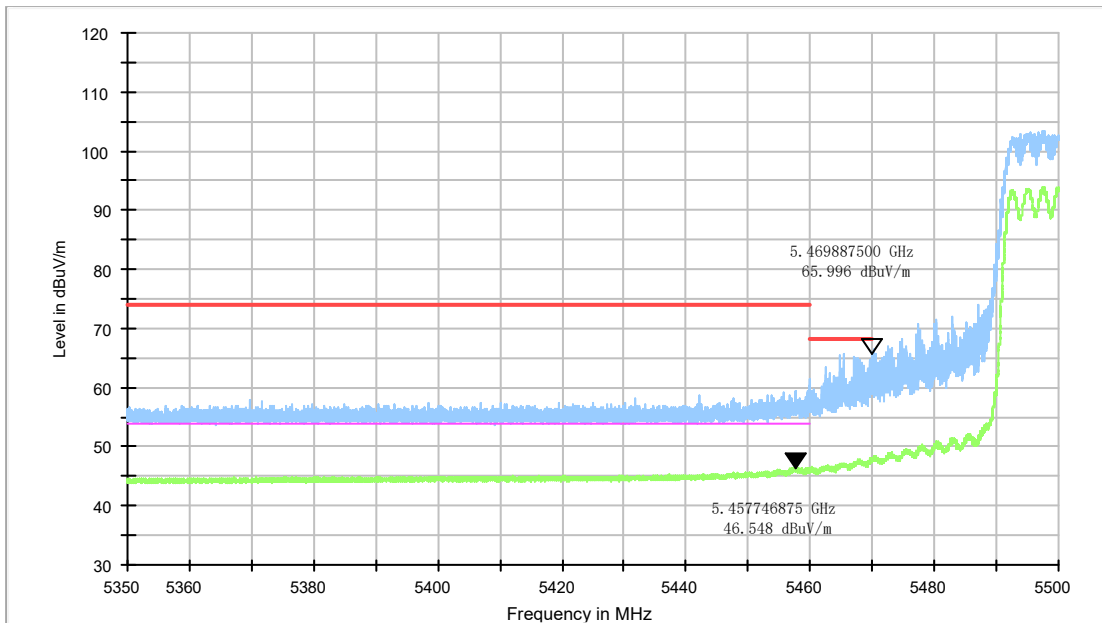


**Fig.42 Band Edges (802.11n-HT40 Ch38, 5190MHz)**

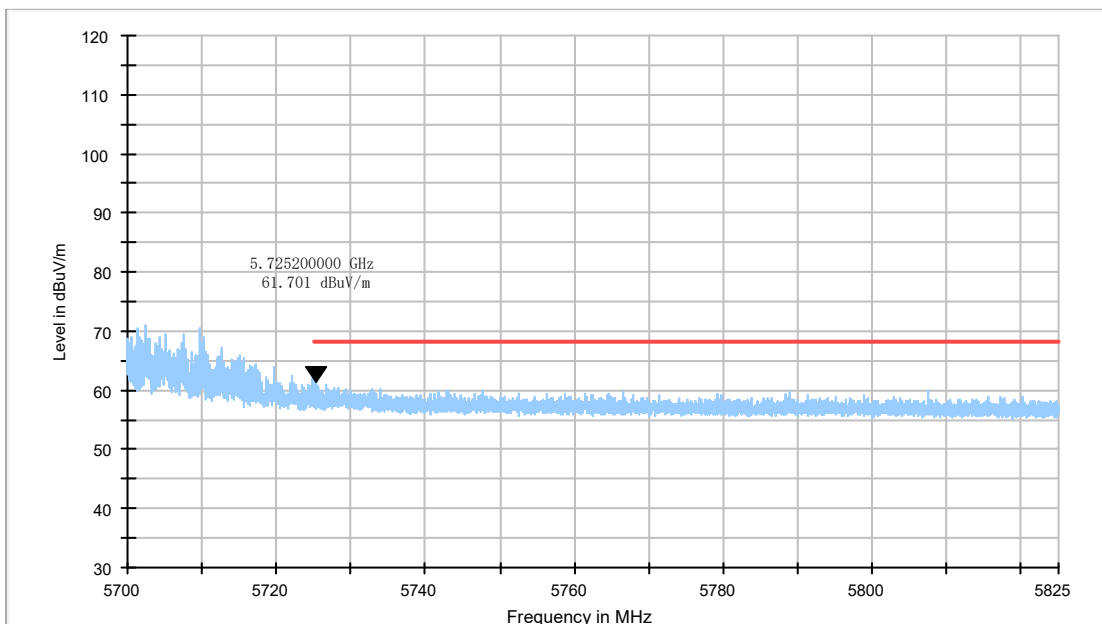


**Fig.43 Band Edges (802.11n-HT40 Ch62, 5310MHz)**

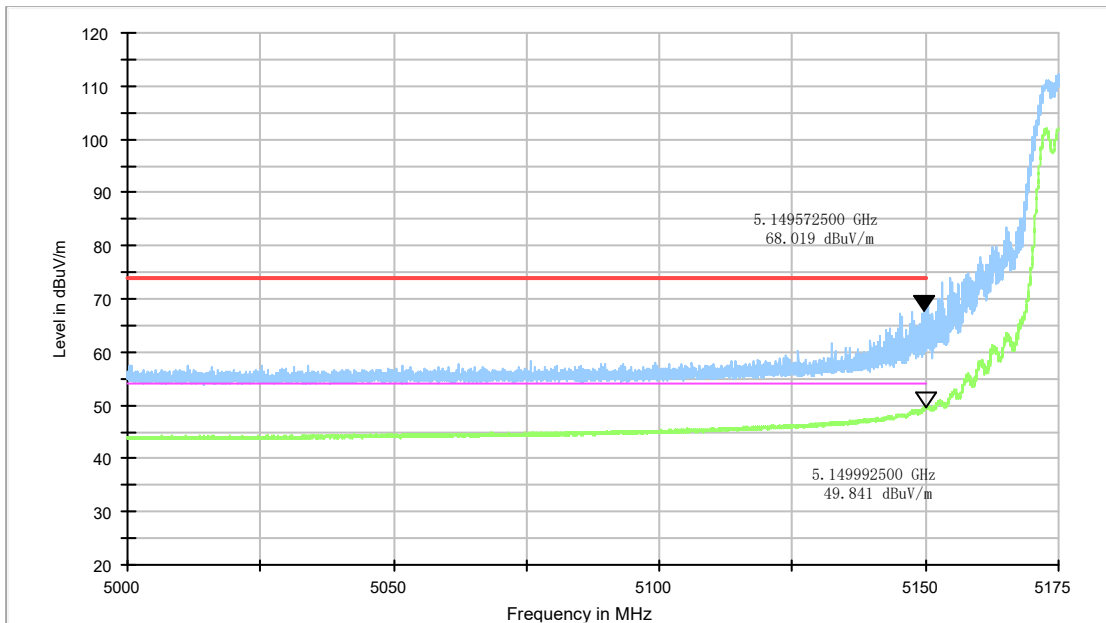




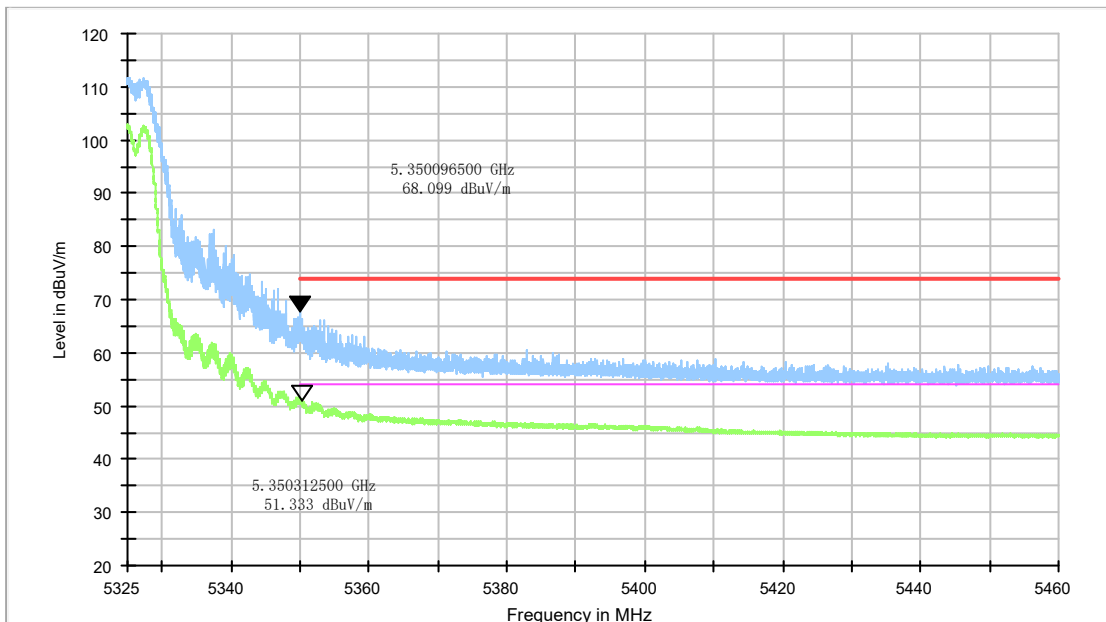
**Fig.44 Band Edges (802.11n-HT40 Ch102, 5510MHz)**



**Fig.45 Band Edges (802.11n-HT40 Ch134, 5670MHz)**



**Fig.46 Band Edges (802.11ac-HT20 Ch36, 5180MHz)**



**Fig.47 Band Edges (802.11ac-HT20 Ch64, 5320MHz)**