



No.I21Z70426-SEM07



# The Photos of SAR test

No. I21Z60426-SEM07

For

**Wingtech Group (Hong Kong) Limited**

**5G Mobile Phone**

**Model name: WTRVL5G**

With

**Hardware Version: V1.3**

**Software Version: WTRVL5G\_0.01.10**

**FCC ID: 2APXW-WTRVL5G**

**Note:**

The test results in this test report relate only to the devices specified in this report. This report shall not be reproduced except in full without the written approval of CTTL.

The report must not be used by the client to claim product certification, approval, or endorsement by NVLAP, NIST, or any agency of the U.S.Government.

**Test Laboratory:**

CTTL, Telecommunication Technology Labs, CAICT


No. 51, Xueyuan Road, Haidian District, Beijing, P. R. China 100191.

Tel:+86(0)10-62304633-2512, Fax:+86(0)10-62304633-2504


Email: [ctl\\_terminals@caict.ac.cn](mailto:ctl_terminals@caict.ac.cn), website: [www.caict.ac.cn](http://www.caict.ac.cn)



**Picture 1: Constituents of the sample**



**Picture 2: Left Hand Touch Cheek Position**



**Picture 3: Left Hand Tilt 15° Position**




**Picture 4: Right Hand Touch Cheek Position**




**Picture 5: Right Hand Tilt 15° Position**

**Test positions for body:**


The Body SAR is tested at the following 21 test positions all with the distance =0/4/5/6/10/13/15/20/24mm between the EUT and the phantom bottom:




**Picture 6: Front 0mm**




**Picture 7: Front 6mm**




**Picture 8: Front 10mm**




**Picture 9: Front 15mm**




**Picture 10: Rear 0mm**




**Picture 11: Rear 5mm**



**Picture 12: Rear 10mm**




**Picture 13: Rear 15mm**



**Picture 14: Left 0mm**






**Picture 15: Left 10mm**



**Picture 16: Right 0mm**




**Picture 17: Right 10mm**




**Picture 18: Bottom 0mm**




**Picture 19: Bottom 4mm**



**Picture 20: Bottom 10mm**



**Picture 21: Top 0mm**



**Picture 22: Top 6mm**




**Picture 23: Top 10mm**



**Picture 24: Top 20mm**



**Picture 25: Rear 24mm**



**Picture 265: Front 13mm**