

SAR TEST REPORT

ISSUED BY
Shenzhen BALUN Technology Co., Ltd.



FOR
4G Mobile Phone

ISSUED TO
Wingtech Group (Hong Kong) Limited

Flat/RM 1903, 19/F, Podium Plaza 5 Hanoi Road, Tsim Sha Tsui
Kowloon, Hong Kong



Tested by: Xu Rui

Xu Rui

Date Dec. 28, 2021

Approved by: Wei Yanquan

Wei Yanquan
(Chief Engineer)

Date Dec. 28, 2021

Report No.: BL-EC21B0667-701

EUT Name: 4G Mobile Phone

Model Name: TMRVL4G

Brand Name: REVVL V

FCC ID: 2APXW-TMRVL4G1

Test Standard: 47 CFR Part 2.1093

ANSI C95.1-1992, IEEE Std. 1528-2013

Maximum SAR: Head (1 g): 0.699 W/kg

Body (1 g): 1.277 W/kg

Sensor on (1 g): 1.113 W/kg

Specific (10g): 3.379 W/kg

Test Conclusion: Pass

Test Date: Nov.25, 2021 ~ Dec. 27, 2021

Date of Issue: Dec. 28, 2021

NOTE: This test report of test results only related to testing samples, which can be duplicated completely for the legal use with the approval of the applicant; it shall not be reproduced except in full, without the written approval of Shenzhen BALUN Technology Co., Ltd. Any objections should be raised within thirty days from the date of issue. To validate the report, please contact us.

Revision History

| Version | Issue Date | Revisions Content |
|----------------|----------------------|--|
| <u>Rev. 01</u> | <u>Dec. 20, 2021</u> | <u>Initial Issue</u> |
| <u>Rev. 02</u> | <u>Dec. 28, 2021</u> | <u>Update Procedures for determining proximity sensor distance in section 10.1;</u> <u>Update proximity sensor trigger description and SAR test distance in section 10.2;</u> <u>Update SAR test distance in section 10.2;</u> <u>Update Wi-Fi 14mm Body SAR in section 11.15 and 11.16;</u> <u>Update LTE Band 41 PC2 Extremity SAR table in section 11.14.</u> |

TABLE OF CONTENTS

| | | |
|-----|--|----|
| 1 | GENERAL INFORMATION | 5 |
| 1.1 | Identification of the Testing Laboratory | 5 |
| 1.1 | Identification of the Responsible Testing Location | 5 |
| 1.2 | Test Environment Condition | 5 |
| 1.3 | Announce | 5 |
| 2 | PRODUCT INFORMATION | 6 |
| 2.1 | Applicant Information | 6 |
| 2.2 | Manufacturer Information | 6 |
| 2.3 | Factory Information | 6 |
| 2.4 | General Description for Equipment under Test (EUT) | 6 |
| 2.5 | Ancillary Equipment | 6 |
| 2.6 | Technical Information | 7 |
| 3 | SUMMARY OF TEST RESULT | 9 |
| 3.1 | Test Standards | 9 |
| 3.2 | Device Category and SAR Limit | 10 |
| 3.3 | Test Result Summary | 11 |
| 3.4 | Test Uncertainty | 13 |
| 4 | MEASUREMENT SYSTEM | 14 |
| 4.1 | Specific Absorption Rate (SAR) Definition | 14 |
| 4.2 | DASY SAR System | 15 |
| 5 | SYSTEM VERIFICATION | 23 |

| | | |
|------|---|----|
| 5.1 | Purpose of System Check..... | 23 |
| 5.2 | System Check Setup..... | 23 |
| 6 | TEST POSITION CONFIGURATIONS..... | 24 |
| 6.1 | Head Exposure Conditions..... | 24 |
| 6.2 | Body-worn Position Conditions | 26 |
| 6.3 | Hotspot Mode Exposure Position Conditions | 27 |
| 6.4 | Product Specific 10g Exposure Consideration | 28 |
| 7 | MEASUREMENT PROCEDURE..... | 29 |
| 7.1 | Measurement Process Diagram..... | 29 |
| 7.2 | SAR Scan General Requirement | 30 |
| 7.3 | Measurement Procedure..... | 31 |
| 7.4 | Area & Zoom Scan Procedure | 31 |
| 8 | CONDUCTED RF OUPUT POWER..... | 32 |
| 8.1 | GSM..... | 33 |
| 8.2 | WCDMA | 35 |
| 8.3 | LTE..... | 36 |
| 8.4 | Intra-Band Uplink CA..... | 58 |
| 8.5 | Power Confirmation for SAR test Exclusion for LTE Downlink CA..... | 59 |
| 8.6 | WIFI..... | 60 |
| 8.7 | Bluetooth | 64 |
| 8.8 | Power Reduction List | 65 |
| 9 | TEST EXCLUSION CONSIDERATION..... | 67 |
| 9.1 | SAR Test Exclusion Consideration Table | 69 |
| 10 | PROXIMITY SENSOR TRIGGERING TEST..... | 72 |
| 10.1 | Procedures for determining proximity sensor distance | 72 |
| 10.2 | Procedures for determining EUT tilt angle influences to proximity sensor triggering | 74 |
| 11 | TEST RESULT | 75 |
| 11.1 | GSM 850 | 75 |
| 11.2 | GSM 1900 | 75 |
| 11.3 | WCDMA Band 2 | 76 |
| 11.4 | WCDMA Band 4 | 76 |
| 11.5 | WCDMA Band 5 | 77 |

| | |
|---|-----|
| 11.6 LTE Band 12 (10MHz Bandwidth)..... | 77 |
| 11.7 LTE Band 25 (20MHz Bandwidth)..... | 78 |
| 11.9 LTE Band 26 (15MHz Bandwidth)..... | 79 |
| 11.10 LTE Band 66 (20MHz Bandwidth)..... | 80 |
| 11.11 LTE Band 71 (20MHz Bandwidth)..... | 81 |
| 11.12 LTE Band 41_PC3 (20MHz Bandwidth)..... | 81 |
| 11.13 LTE Band 41 (20MHz Bandwidth) Worse case for CA Test..... | 82 |
| 11.14 LTE Band 41_PC2 (20MHz Bandwidth)..... | 82 |
| 11.15 WIFI 2.4GHz..... | 84 |
| 11.16 WIFI 5GHz..... | 84 |
| 11.17 Bluetooth..... | 85 |
| 12 SAR Measurement Variability..... | 86 |
| 13 SIMULTANEOUS TRANSMISSION..... | 87 |
| 13.1 Simultaneous Transmission Mode Consider..... | 87 |
| 13.2 Sum SAR of Simultaneous Transmission..... | 88 |
| 14 TEST EQUIPMENTS LIST..... | 92 |
| ANNEX A SIMULATING LIQUID VERIFICATION RESULT..... | 93 |
| ANNEX B SYSTEM CHECK RESULT..... | 94 |
| ANNEX C TEST DATA..... | 106 |
| ANNEX D SAR TEST SETUP PHOTOS..... | 147 |
| ANNEX E CALIBRATION REPORT..... | 147 |

1 GENERAL INFORMATION

1.1 Identification of the Testing Laboratory

| | |
|--------------|---|
| Company Name | Shenzhen BALUN Technology Co., Ltd. |
| Address | Block B, 1st FL, Baisha Science and Technology Park, Shahe Xi Road, Nanshan District, Shenzhen, Guangdong Province, P. R. China |
| Phone Number | +86 755 6685 0100 |
| Fax Number | +86 755 6182 4271 |

1.1 Identification of the Responsible Testing Location

| | |
|---------------------------|---|
| Test Location | Shenzhen BALUN Technology Co., Ltd. |
| Address | Block B, 1st FL, Baisha Science and Technology Park, Shahe Xi Road, Nanshan District, Shenzhen, Guangdong Province, P. R. China |
| Accreditation Certificate | The laboratory is a testing organization accredited by FCC as a accredited testing laboratory. The designation number is CN1196. |
| Description | All measurement facilities used to collect the measurement data are located at Block B, FL 1, Baisha Science and Technology Park, Shahe Xi Road, Nanshan District, Shenzhen, Guangdong Province, P. R. China 518055 |

1.2 Test Environment Condition

| | |
|---------------------------|--------------------|
| Ambient Temperature | 21°C to 23°C |
| Ambient Relative Humidity | 32% to 49% |
| Ambient Pressure | 100 KPa to 102 KPa |

1.3 Announce

- (1) The test report reference to the report template version v2.2.
- (2) The test report is invalid if not marked with the signatures of the persons responsible for preparing and approving the test report.
- (3) The test report is invalid if there is any evidence and/or falsification.
- (4) The results documented in this report apply only to the tested sample, under the conditions and modes of operation as described herein.
- (5) This document may not be altered or revised in any way unless done so by BALUN and all revisions are duly noted in the revisions section.
- (6) Content of the test report, in part or in full, cannot be used for publicity and/or promotional purposes without prior written approval from the laboratory.
- (7) The laboratory is only responsible for the data released by the laboratory, except for the part provided by the applicant.

2 PRODUCT INFORMATION

2.1 Applicant Information

| | |
|-----------|--|
| Applicant | Wingtech Group (Hong Kong) Limited |
| Address | Flat/RM 1903, 19/F, Podium Plaza 5 Hanoi Road, Tsim Sha Tsui Kowloon, Hong Kong |

2.2 Manufacturer Information

| | |
|--------------|--|
| Manufacturer | Wingtech Group (Hong Kong) Limited |
| Address | Flat/RM 1903, 19/F, Podium Plaza 5 Hanoi Road, Tsim Sha Tsui Kowloon, Hong Kong |

2.3 Factory Information

| | |
|---------|-----|
| Factory | N/A |
| Address | N/A |

2.4 General Description for Equipment under Test (EUT)

| | |
|---|--------------------|
| EUT Name | 4G Mobile Phone |
| Model Name Under Test | TMRVL4G |
| Series Model Name | N/A |
| Description of Model Name Differentiation | N/A |
| Hardware Version | 98117_1_10 |
| Software Version | TMRVL4G_0.03.25 |
| Dimensions (Approx.) | 76.5x166.99x8.65mm |
| Weight (Approx.) | 180g(with battery) |

2.5 Ancillary Equipment

| | | |
|-----------------------|-----------------|------------------------------|
| Ancillary Equipment 1 | Battery | |
| | Brand Name | Sunwoda Electronic Co., Ltd. |
| | Model No. | JU001 |
| | Serial No. | N/A |
| | Capacitance | 4000mAh |
| | Rated Voltage | 3.85V |
| | Limited Voltage | 4.4V |

2.6 Technical Information

| | |
|--|---|
| Network and Wireless connectivity | 2G Network GSM/GPRS/EDGE 850/900/1800/1900 MHz 3G Network WCDMA/HSDPA/HSUPA/DC-HSDPA Band 1/2/4/5 4G Network LTE FDD Band 2/4/5/12/25/26/66/71 LTE TDD Band 41_PC2/41_PC3 LTE CA Uplink(UL):CA_41C Bluetooth (BR+EDR+BLE) 2.4G WIFI 802.11b, 802.11g, 802.11n(HT20) 5G WIFI 802.11a, 802.11n(HT20/40), 802.11ac(VHT20/40/80) |
| Note : The EUT is a mobile phone that supports only one SIM card in the same transceiver. Supports GSM, WCDMA, and LTE. | |

The requirement for the following technical information of the EUT was tested in this report:

| | | | |
|------------------------------|---|---------------------|---------------------|
| Operating Mode | GSM, WCDMA, LTE, WLAN, Bluetooth | | |
| Frequency Range | GSM 850 | TX: 824 ~ 849 MHz | RX: 869 ~ 894 MHz |
| | GSM 1900 | TX: 1850 ~ 1910 MHz | RX: 1930 ~ 1990 MHz |
| | WCDMA Band 2 | TX: 1850 ~ 1910 MHz | RX: 1930 ~ 1990 MHz |
| | WCDMA Band 4 | TX: 1710 ~ 1755 MHz | RX: 2110 ~ 2155 MHz |
| | WCDMA Band 5 | TX: 824 ~ 849 MHz | RX: 869 ~ 894 MHz |
| | LTE Band 12 | TX: 699 ~ 716 MHz | RX: 729 ~ 746 MHz |
| | LTE Band 25 | TX: 1850 ~ 1915 MHz | RX: 1930 ~ 1995 MHz |
| | LTE Band 26 | TX: 814 ~ 849 MHz | RX: 859 ~ 894 MHz |
| | LTE Band 41 | TX: 2496 ~ 2690 MHz | RX: 2496 ~ 2690 MHz |
| | LTE Band 66 | TX: 1710 ~ 1780 MHz | RX: 2110 ~ 2180 MHz |
| | LTE Band 71 | TX: 663 ~ 698 MHz | RX: 617 ~ 652 MHz |
| | 802.11b/g | 2412 ~ 2462 MHz | |
| | 802.11n(HT20) | 2412 ~ 2462 MHz | |
| | 802.11a | 5150 ~ 5250 MHz | |
| | | 5250 ~ 5350 MHz | |
| | | 5470 ~ 5725 MHz | |
| | | 5725 ~ 5850 MHz | |
| | 802.11n(HT20/HT40) | 5150 ~ 5250 MHz | |
| | | 5250 ~ 5350 MHz | |
| | | 5470 ~ 5725 MHz | |
| 5725 ~ 5850 MHz | | | |
| 802.11 ac(VHT20/VHT40/VHT80) | 5150 ~ 5250 MHz | | |
| | 5250 ~ 5350 MHz | | |
| | 5470 ~ 5725 MHz | | |
| | 5725 ~ 5850 MHz | | |
| Bluetooth | 2402 ~ 2480 MHz | | |
| Antenna Type | WWAN: Integrated Antenna WLAN: Integrated Antenna Bluetooth: Integrated Antenna | | |
| DTM | Not Support | | |

| | | |
|-------------------|---|--|
| Hotspot Function | Support | |
| Power Reduction | Support | |
| Exposure Category | General Population/Uncontrolled exposure | |
| EUT Stage | Portable Device | |
| Product | Type | |
| | <input checked="" type="checkbox"/> Production unit | <input type="checkbox"/> Identical prototype |

Note:

1. The device utilizes independent power reduction mechanisms for SAR compliance for the 2/3/4G transmitter for held-to-ear exposure conditions.
2. The device utilizes independent power reduction mechanisms for SAR compliance for the 2/3/4G transmitter for near to body and limb exposure conditions.
3. This device 2.4GHz WLAN support hotspot operation and Bluetooth support tethering applications.
4. This device 2.4GHz WLAN/5.2GHz WLAN/5.8GHz WLAN support hotspot operation, and 5.2GHz WLAN/5.8GHz WLAN supports WiFi Direct (GC/GO), and 5.3GHz WLAN/5.5GHz WLAN supports WiFi Direct (GC only).
5. The reduction power details please refer section 8.8.

3 SUMMARY OF TEST RESULT

3.1 Test Standards

| No. | Identity | Document Title |
|-----|---------------------------|---|
| 1 | 47 CFR Part 2.1093 | Radiofrequency radiation exposure evaluation: portable devices |
| 2 | ANSI C95.1-1992 | IEEE Standard for Safety Levels with Respect to Human Exposure to Radio Frequency Electromagnetic Fields, 3 kHz to 300 GHz |
| 3 | IEEE Std. 1528-2013 | Recommended Practice for Determining the Peak Spatial-Average Specific Absorption Rate (SAR) in the Human Head from Wireless Communications Devices: Measurement Techniques |
| 4 | FCC KDB 447498 D01 v06 | Mobile and Portable Device RF Exposure Procedures and Equipment Authorization Policies |
| 5 | FCC KDB 941225 D01 v03r01 | 3G SAR MEAUREMENT PROCEDURES |
| 6 | FCC KDB 941225 D05 v02r05 | SAR Evaluation Considerations for LTE Devices |
| 7 | FCC KDB 941225 D06 v02r01 | SAR Evaluation Procedures for Portable Devices with Wireless Router Capabilities |
| 8 | FCC KDB 865664 D01 v01r04 | SAR Measurement 100 MHz to 6 GHz |
| 9 | FCC KDB 865664 D02 v01r02 | RF Exposure Reporting |
| 10 | FCC KDB 648474 D04 v01r03 | SAR Evaluation Considerations for Wireless Handsets |
| 11 | KDB 248227 D01 v02r02 | SAR Guidance for IEEE 802.11 (Wi-Fi) Transmitters |

3.2 Device Category and SAR Limit

This device belongs to portable device category because its radiating structure is allowed to be used within 20 centimeters of the body of the user.

Limit for General Population/Uncontrolled exposure should be applied for this device, it is 1.6 W/kg as averaged over any 1 gram of tissue and 4.0 W/kg as averaged over any 10 gram of tissue.

Table of Exposure Limits:

| Body Position | SAR Value (W/Kg) | |
|---|--|--------------------------------------|
| | General Population/ Uncontrolled Exposure | Occupational/ Controlled Exposure |
| Whole-Body SAR (averaged over the entire body) | 0.08 | 0.4 |
| Partial-Body SAR (averaged over any 1 gram of tissue) | 1.60 | 8.0 |
| SAR for hands, wrists, feet and ankles (averaged over any 10 grams of tissue) | 4.0 | 20.0 |

NOTE:

General Population/Uncontrolled Exposure: Locations where there is the exposure of individuals who have no knowledge or control of their exposure. General population/uncontrolled exposure limits are applicable to situations in which the general public may be exposed or in which persons who are exposed as a consequence of their employment may not be made fully aware of the potential for exposure or cannot exercise control over their exposure. Members of the general public would come under this category when exposure is not employment-related; for example, in the case of a wireless transmitter that exposes persons in its vicinity.

Occupational/Controlled Exposure: Locations where there is exposure that may be incurred by persons who are aware of the potential for exposure, In general, occupational/controlled exposure limits are applicable to situations in which persons are exposed as a consequence of their employment, who have been made fully aware of the potential for exposure and can exercise control over their exposure. This exposure category is also applicable when the exposure is of a transient nature due to incidental passage through a location where the exposure levels may be higher than the general population/uncontrolled limits, but the exposed person is fully aware of the potential for exposure and can exercise control over his or her exposure by leaving the area or by some other appropriate means.

3.3 Test Result Summary

3.3.1 Highest SAR

| Band | Maximum Report SAR (W/kg) | | | |
|-----------------|------------------------------|--------------|--------------|--------------|
| | Head | Body | Head | Body |
| GSM 850 | 0.279 | 0.424 | 0.699 | 1.277 |
| GSM 1900 | 0.280 | 0.324 | | |
| WCDMA Band 2 | 0.504 | 1.113 | | |
| WCDMA Band 4 | 0.401 | 0.758 | | |
| WCDMA Band 5 | 0.303 | 0.579 | | |
| LTE Band 12 | 0.256 | 0.429 | | |
| LTE Band 25 | 0.281 | 0.335 | | |
| LTE Band 26 | 0.318 | 0.538 | | |
| LTE Band 41_PC3 | 0.169 | 0.584 | | |
| LTE Band 41_PC2 | 0.269 | 1.277 | | |
| LTE Band 66 | 0.283 | 0.398 | | |
| LTE Band 71 | 0.221 | 0.382 | | |
| WLAN 2.4G | 0.531 | 0.681 | | |
| WLAN 5G | 0.699 | 0.527 | | |
| Bluetooth | 0.041 | 0.030 | | |
| Limit (W/kg) | 1.6 | | | |
| Verdict | Pass | | | |

3.3.2 Highest Specific SAR(10 g Value)

| Band | Maximum Scaled SAR (W/kg) | Maximum Report SAR (W/kg) |
|-----------------|------------------------------|------------------------------|
| | Specific 10g | |
| LTE Band 41_PC2 | 3.379 | 3.379 |
| Limit (W/kg) | 4.0 | 4.0 |
| Verdict | Pass | |

3.3.3 Highest Simultaneous SAR

| Position | Simultaneous Configuration | Simultaneous SAR (W/kg) | Limit (W/kg) | Verdict |
|-----------|----------------------------|----------------------------|-----------------|---------|
| Head (1g) | WWAN+5GWIFI+BT | 1.244 | 1.6 | Pass |
| Body (1g) | WWAN+5GWIFI+BT | 1.394 | 1.6 | Pass |

3.4 Test Uncertainty

According to KDB 865664 D01, When the highest measured 1 g SAR within a frequency band is < 1.5 W/kg, the extensive SAR measurement uncertainty analysis is not required in SAR reports submitted for equipment approval.

The maximum 1 g SAR for the EUT in this report is 1.277 W/kg, which is lower than 1.5 W/kg, so the extensive SAR measurement uncertainty analysis is not required in this report.

The maximum 10 g SAR for the EUT in this report is 3.379 W/kg, which is lower than 3.75 W/kg, so the extensive SAR measurement uncertainty analysis is not required in this report.

4 MEASUREMENT SYSTEM

4.1 Specific Absorption Rate (SAR) Definition

SAR is related to the rate at which energy is absorbed per unit mass in an object exposed to a radio field. The SAR distribution in a biological body is complicated and is usually carried out by experimental techniques or numerical modeling. The standard recommends limits for two tiers of groups, occupational/controlled and general population/uncontrolled, based on a person's awareness and ability to exercise control over his or her exposure. In general, occupational/controlled exposure limits are higher than the limits for general population/uncontrolled.

The SAR definition is the time derivative (rate) of the incremental energy (dW) absorbed by (dissipated in) an incremental mass (dm) contained in a volume element (dv) of a given density (ρ). The equation description is as below:

$$\mathbf{SAR} = \frac{d}{dt} \left(\frac{dW}{dm} \right) = \frac{d}{dt} \left(\frac{dW}{\rho dv} \right)$$

SAR is expressed in units of Watts per kilogram (W/kg) SAR measurement can be related to the electrical field in the tissue by

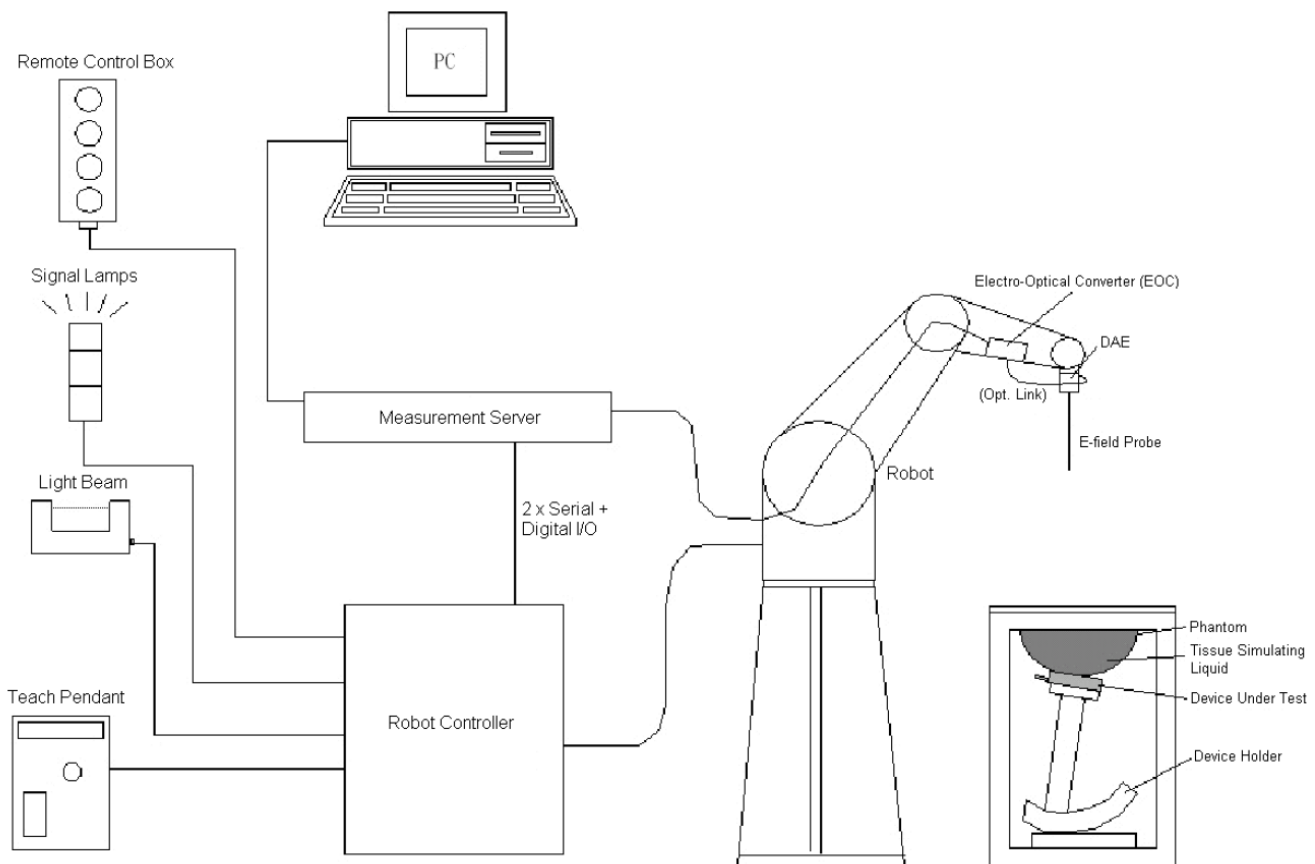
$$\mathbf{SAR} = \frac{\sigma E^2}{\rho}$$

Where: σ is the conductivity of the tissue,

ρ is the mass density of the tissue and E is the RMS electrical field strength.

4.2 DASY SAR System

4.2.1 DASY SAR System Diagram



The DASY system for performing compliance tests consists of the following items:

1. A standard high precision 6-axis robot (Stäubli RX family) with controller and software. An arm extension for accommodating the data acquisition electronics (DAE).
2. A dosimetric probe, i.e. an isotropic E-field probe optimized and calibrated for usage in tissue simulating liquid. The probe is equipped with an optical surface detector system.
3. A data acquisition electronic (DAE) which performs the signal amplification, signal multiplexing, AD-conversion, offset measurements, mechanical surface detection, collision detection, etc. The unit is battery powered with standard or rechargeable batteries. The signal is optically transmitted to the EOC.
4. A unit to operate the optical surface detector which is connected to the EOC.
5. The Electro-Optical Coupler (EOC) performs the conversion from the optical into a digital electric signal of the DAE. The EOC is connected to the DASY measurement server.
6. The DASY measurement server, which performs all real-time data evaluation for field measurements and surface detection, controls robot movements and handles safety operation.
7. DASY software and SEMCAD data evaluation software.
8. Remote control with teach panel and additional circuitry for robot safety such as warning lamps, etc.
9. The generic twin phantom enabling the testing of left-hand and right-hand usage.
10. The device holder for handheld mobile phones.
11. Tissue simulating liquid mixed according to the given recipes.
12. System validation dipoles allowing to validate the proper functioning of the system.

4.2.2 Robot

The Dasy SAR system uses the high precision robots. Symmetrical design with triangular core Built-in optical fiber for surface detection system For the 6-axis controller system, Built-in shielding against static charges PEEK enclosure material (resistant to organic solvents). The robot series have many features that are important for our application:

Photo for DASY5



- High precision
(repeatability ± 0.02 mm)
- High reliability
(industrial design)
- Low maintenance costs
(virtually maintenance free due to direct drive gears; no belt drives)
- Jerk-free straight movements
(brush less synchron motors; no stepper motors)
- Low ELF interference
(motor control _elds shielded via the closed metallic c onstruction shields)

Photo for DASY4



- High precision
(repeatability ± 0.02 mm)
- High reliability
(industrial design)
- Low maintenance costs
(virtually maintenance free due to direct drive gears; no belt drives)
- Jerk-free straight movements
(brush less synchron motors; no stepper motors)
- Low ELF interference
(motor control _elds shielded via the closed metallic c onstruction shields)

4.2.3 E-Field Probe

The probe is specially designed and calibrated for use in liquids with high permittivities for the measurements the Specific Dosimetric E-Field Probe EX3DV4 with following specifications is used.


| | |
|---------------|---|
| Construction | Symmetrical design with triangular core Built-in optical fiber for surface detection system Built-in shielding against static charges PEEK enclosure material (resistant to organic solvents, e.g., glycoether) |
| Calibration | ISO/IEC 17025 calibration service available |
| Frequency | 10 MHz to 6 GHz; Linearity: ± 0.2 dB (30 MHz to 6 GHz) |
| Directivity | ± 0.2 dB in HSL (rotation around probe axis) ; ± 0.4 dB in HSL (rotation normal to probe axis) |
| Dynamic range | 5 μ W/g to > 100 mW/g; Linearity: ± 0.2 dB |
| Dimensions | Overall length: 337 mm (Tip: 9 mm) Tip diameter: 2.5 mm (Body: 10 mm) Distance from probe tip to dipole centers: 1.0 mm |
| Application | General dosimetry up to 3 GHz Compliance tests of mobile phones Fast automatic scanning in arbitrary phantoms (EX3DV4) |

E-Field Probe Calibration Process

Probe calibration is realized, in compliance with CENELEC EN 62209-1/-2 and IEEE 1528 std, with CALISAR, Antennessa proprietary calibration system. The calibration is performed with the EN 62209-1/2 annexe technique using reference guide at the five frequencies.

4.2.4 Data Acquisition Electronics

The data acquisition electronics (DAE) consist of a highly sensitive electrometer-grade preamplifier with auto-zeroing, a channel and gain-switching multiplexer, a fast 16 bit AD-converte and a command decoder with a control logic unit. Transmission to the measurement server is accomplished through an optical downlink for data and status information, as well as an optical uplink for commands and the clock.



- Input Impedance: 200M Ω
- The Inputs: Symmetrical and Floating
- Commom Mode Rejection: Above 80dB

4.2.5 Phantoms

For the measurements the Specific Anthropomorphic Mannequin (SAM) defined by the IEEE SCC-34/SC2 group is used. The phantom is a polyurethane shell integrated in a wooden table. The thickness of the phantom amounts to 2mm +/- 0.2mm. It enables the dosimetric evaluation of left and right phone usage and includes an additional flat phantom part for the simplified performance check. The phantom set-up includes a cover, which prevents the evaporation of the liquid.



- Left hand
- Right hand
- Flat phantom

Photo of Phantom



| Serial Number | Material | Length | Height |
|---------------|------------------------------------|--------|--------|
| SN 1857 SAM1 | Vinylester, glass fiber reinforced | 1000 | 500 |
| SN 1859 SAM2 | Vinylester, glass fiber reinforced | 1000 | 500 |
| SN 1392 SAM3 | Vinylester, glass fiber reinforced | 1000 | 500 |
| SN 1402 SAM4 | Vinylester, glass fiber reinforced | 1000 | 500 |

4.2.6 Device Holder


The DASY device holder has two scales for device rotation (with respect to the body axis) and the device inclination (with respect to the line between the ear openings). The plane between the ear openings and the mouth tip has a rotation angle of 65° . The bottom plate contains three pair of bolts for locking the device holder. The device holder positions are adjusted to the standard measurement positions in the three sections. This device holder is used for standard mobile phones or PDA's only. If necessary an additional support of polystyrene material is used. Larger DUT's (e.g. notebooks) cannot be tested using this device holder. Instead a support of bigger polystyrene cubes and thin polystyrene plates is used to position the DUT in all relevant positions to find and measure spots with maximum SAR values. Therefore those devices are normally only tested at the flat part of the SAM.



The positioning system allows obtaining cheek and tilting position with a very good accuracy. Incompliance with CENELEC, the tilt angle uncertainty is lower than 1° .

4.2.7 Simulating Liquid

For SAR measurement of the field distribution inside the phantom, the phantom must be filled with homogeneous tissue simulating liquid to a depth of at least 15 cm. For head SAR testing, the liquid height from the ear reference point (ERP) of the phantom to the liquid top surface is larger than 15 cm. For body SAR testing, the liquid height from the center of the flat phantom to the liquid top surface is larger than 15 cm. The nominal dielectric values of the tissue simulating liquids in the phantom and the tolerance of 5%.



The following table gives the recipes for tissue simulating liquid and the theoretical Conductivity/Permittivity.

| Head (Reference IEEE1528) | | | | | | | | |
|-------------------------------------|-----------|--------------------|---------------|----------|------------------|----------|-----------------------------|-------------------------|
| Frequency (MHz) | Water (%) | Sugar (%) | Cellulose (%) | Salt (%) | Preventol (%) | DGBE (%) | Conductivity σ (S/m) | Permittivity ϵ |
| 750 | 41.1 | 57.0 | 0.2 | 1.4 | 0.2 | 0 | 0.89 | 41.9 |
| 835 | 40.3 | 57.9 | 0.2 | 1.4 | 0.2 | 0 | 0.90 | 41.5 |
| 900 | 40.3 | 57.9 | 0.2 | 1.4 | 0.2 | 0 | 0.97 | 41.5 |
| 1800, 1900, 2000 | 55.2 | 0 | 0 | 0.3 | 0 | 44.5 | 1.4 | 40.0 |
| 2450 | 55.0 | 0 | 0 | 0.1 | 0 | 44.9 | 1.80 | 39.2 |
| 2600 | 54.9 | 0 | 0 | 0.1 | 0 | 45.0 | 1.96 | 39.0 |
| Frequency (MHz) | Water (%) | Hexyl Carbitol (%) | | | Triton X-100 (%) | | Conductivity σ (S/m) | Permittivity ϵ |
| 5200 | 62.52 | 17.24 | | | 17.24 | | 4.66 | 36.0 |
| 5500 | 62.52 | 17.24 | | | 17.24 | | 4.96 | 35.6 |
| 5800 | 62.52 | 17.24 | | | 17.24 | | 5.27 | 35.3 |
| Body (From instrument manufacturer) | | | | | | | | |
| Frequency (MHz) | Water (%) | Sugar (%) | Cellulose (%) | Salt (%) | Preventol (%) | DGBE (%) | Conductivity σ (S/m) | Permittivity ϵ |
| 750 | 51.7 | 47.2 | 0 | 0.9 | 0.1 | 0 | 0.96 | 55.5 |
| 835 | 50.8 | 48.2 | 0 | 0.9 | 0.1 | 0 | 0.97 | 55.2 |
| 900 | 50.8 | 48.2 | 0 | 0.9 | 0.1 | 0 | 1.05 | 55.0 |
| 1800, 1900, 2000 | 70.2 | 0 | 0 | 0.4 | 0 | 29.4 | 1.52 | 53.3 |
| 2450 | 68.6 | 0 | 0 | 0.1 | 0 | 31.3 | 1.95 | 52.7 |
| 2600 | 68.2 | 0 | 0 | 0.1 | 0 | 31.7 | 2.16 | 52.5 |
| Frequency(MHz) | Water | DGBE (%) | | | Salt (%) | | Conductivity σ (S/m) | Permittivity ϵ |
| 5200 | 78.60 | 21.40 | | | / | | 5.54 | 47.86 |

| | | | | | |
|------|-------|-------|-----|------|-------|
| 5500 | 78.60 | 21.40 | / | 5.44 | |
| 5800 | 78.50 | 21.40 | 0.1 | 6.0 | 48.20 |

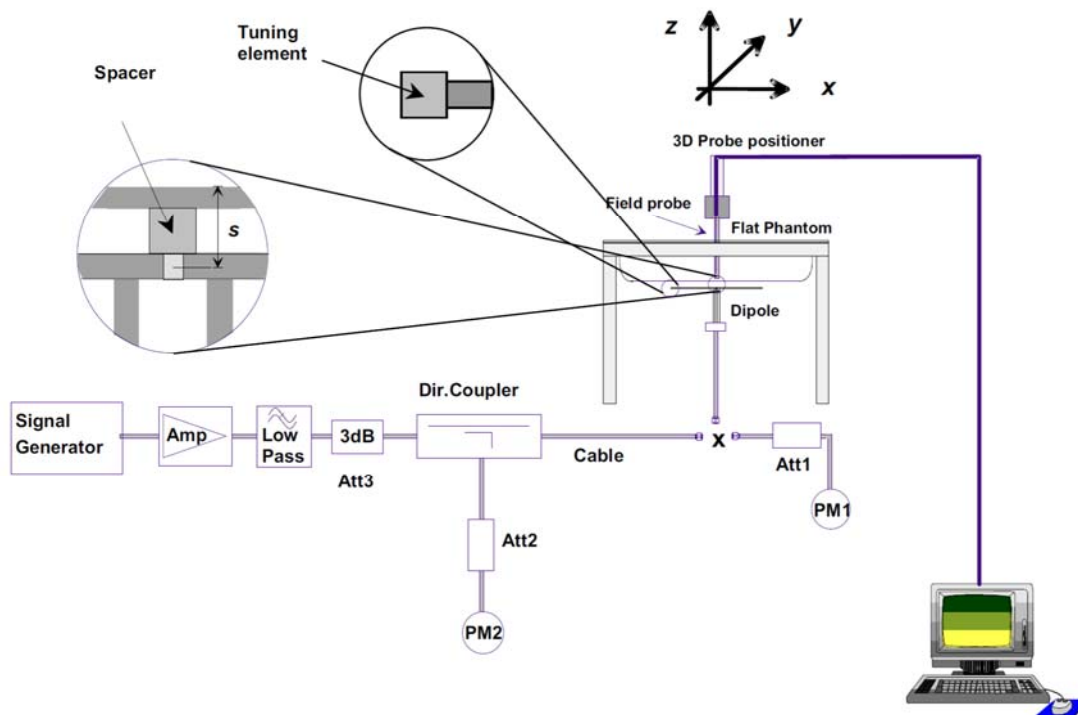
5 SYSTEM VERIFICATION

5.1 Purpose of System Check

The system performance check verifies that the system operates within its specifications. System and operator errors can be detected and corrected. It is recommended that the system performance check be performed prior to any usage of the system in order to guarantee reproducible results. The system performance check uses normal SAR measurements in a simplified setup with a well characterized source. This setup was selected to give a high sensitivity to all parameters that might fail or vary over time. The system check does not intend to replace the calibration of the components, but indicates situations where the system uncertainty is exceeded due to drift or failure.

5.2 System Check Setup

In the simplified setup for system evaluation, the EUT is replaced by a calibrated dipole and the power source is replaced by a continuous wave that comes from a signal generator. The calibrated dipole must be placed beneath the flat phantom section of the SAM twin phantom with the correct distance holder. The distance holder should touch the phantom surface with a light pressure at the reference marking and be oriented parallel to the long side of the phantom. The equipment setup is shown below:



6 TEST POSITION CONFIGURATIONS

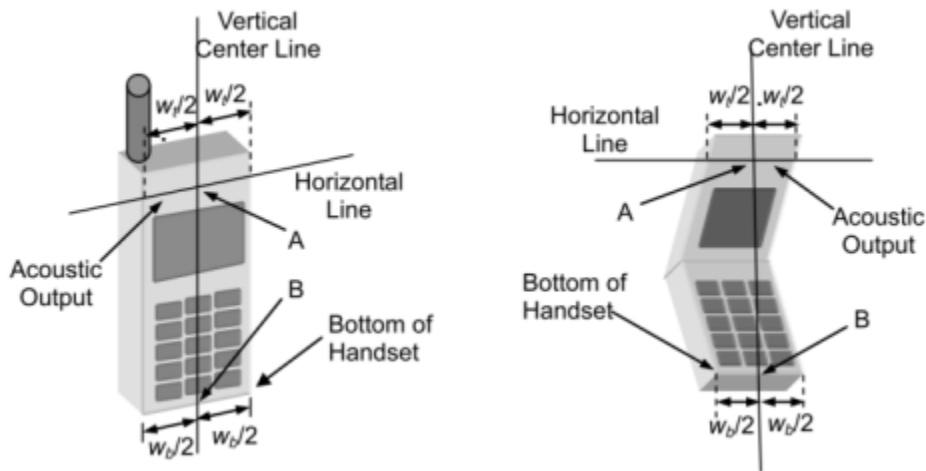
According to KDB 648474 D04 Handset, handsets are tested for SAR compliance in head, body-worn accessory and other use configurations described in the following subsections.

6.1 Head Exposure Conditions

Head exposure is limited to next to the ear voice mode operations. Head SAR compliance is tested according to the test positions defined in IEEE Std 1528-2013 using the SAM phantom illustrated as below.

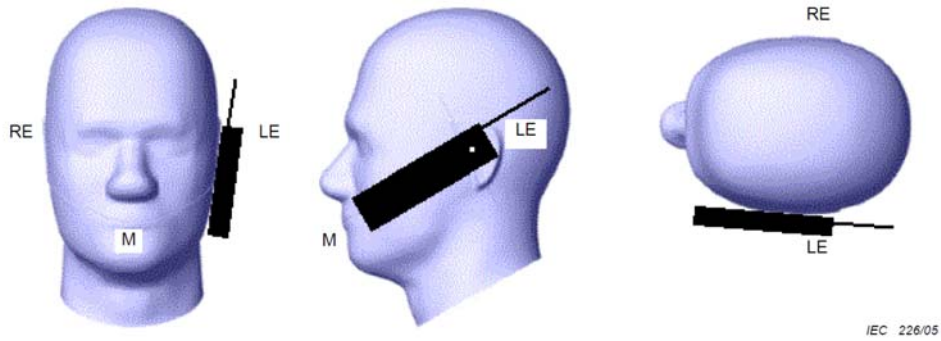
6.1.1 Two Imaginary Lines on the Handset

- (a) The vertical center line passes through two points on the front side of the handset – the midpoint of the width w_t of the handset at the level of the acoustic output, and the midpoint of the width w_b of the bottom of the handset.
 - (b) The horizontal line is perpendicular to the vertical centerline and passes through the center of the acoustic output. The horizontal line is also tangential to the face of the handset at point A.
- The two lines intersect at point A. Note that for many handsets, point A coincides with the center of the acoustic output; however, the acoustic output may be located elsewhere on the horizontal line. Also note that the vertical center line is not necessarily parallel to the front face of the handset, especially for clamshell handsets, handsets with flip covers, and other irregularly shaped handsets.



6.1.2 Cheek Position

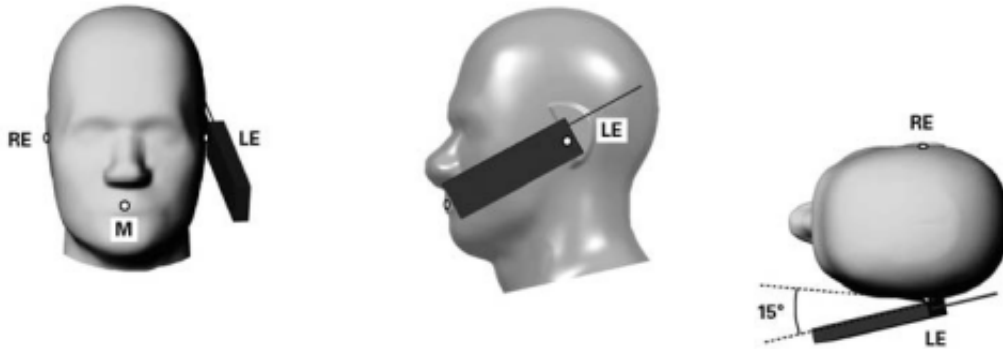
- (a) To position the device with the vertical center line of the body of the device and the horizontal line crossing the center piece in a plane parallel to the sagittal plane of the phantom. While maintaining the device in this plane, align the vertical center line with the reference plane containing the three ear and mouth reference point (M: Mouth, RE: Right Ear, and LE: Left Ear) and align the center of the ear piece with the line RE-LE.
- (b) To move the device towards the phantom with the ear piece aligned with the line LE-RE until the phone touched the ear. While maintaining the device in the reference plane and maintaining the phone contact with the ear, move the bottom of the phone until any point on the front side is in contact with the cheek of the phantom or until contact with the ear is lost.



IEC 226/05

6.1.3 Tilted Position

- (a) To position the device in the “cheek” position described above.
- (b) While maintaining the device the reference plane described above and pivoting against the ear, moves it outward away from the mouth by an angle of 15 degrees or until contact with the ear is lost.

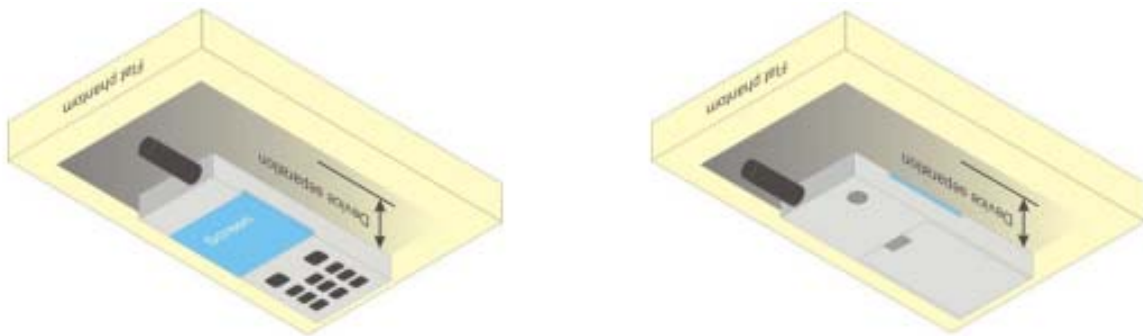


6.2 Body-worn Position Conditions

Body-worn accessory exposure is typically related to voice mode operations when handsets are carried in body-worn accessories. The body-worn accessory procedures in KDB 447498 are used to test for body-worn accessory SAR compliance, without a headset connected to it. This enables the test results for such configuration to be compatible with that required for hotspot mode when the body-worn accessory test separation distance is greater than or equal to that required for hotspot mode. When the reported SAR for a body-worn accessory.

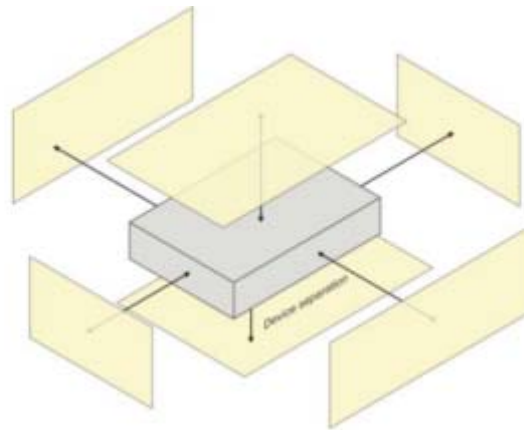
Body-worn accessories that do not contain metallic or conductive components may be tested according to worst-case exposure configurations, typically according to the smallest test separation distance required for the group of body-worn accessories with similar operating and exposure characteristics. All body-worn accessories containing metallic components are tested in conjunction with the host device.

Body-worn accessory SAR compliance is based on a single minimum test separation distance for all wireless and operating modes applicable to each body-worn accessory used by the host, and according to the relevant voice and/or data mode transmissions and operations. If a body-worn accessory supports voice only operations in its normal and expected use conditions, testing of data mode for body-worn compliance is not required. A conservative minimum test separation distance for supporting off-the-shelf body-worn accessories that may be acquired by users of consumer handsets is used to test for body-worn accessory SAR compliance. This distance is determined by the handset manufacturer, according to the requirements of Supplement C 01-01. Devices that are designed to operate on the body of users using lanyards and straps, or without requiring additional body-worn accessories, will be tested using a conservative minimum test separation distance ≤ 5 mm to support compliance.



6.3 Hotspot Mode Exposure Position Conditions

For handsets that support hotspot mode operations, with wireless router capabilities and various web browsing functions, the relevant hand and body exposure conditions are tested according to the hotspot SAR procedures in KDB 941225. A test separation distance of 10 mm is required between the phantom and all surfaces and edges with a transmitting antenna located within 25 mm from that surface or edge. When the form factor of a handset is smaller than 9 cm x 5 cm, a test separation distance of 5 mm (instead of 10 mm) is required for testing hotspot mode. When the separation distance required for body-worn accessory testing is larger than or equal to that tested for hotspot mode, in the same wireless mode and for the same surface of the phone, the hotspot mode SAR data may be used to support body-worn accessory SAR compliance for that particular configuration (surface).



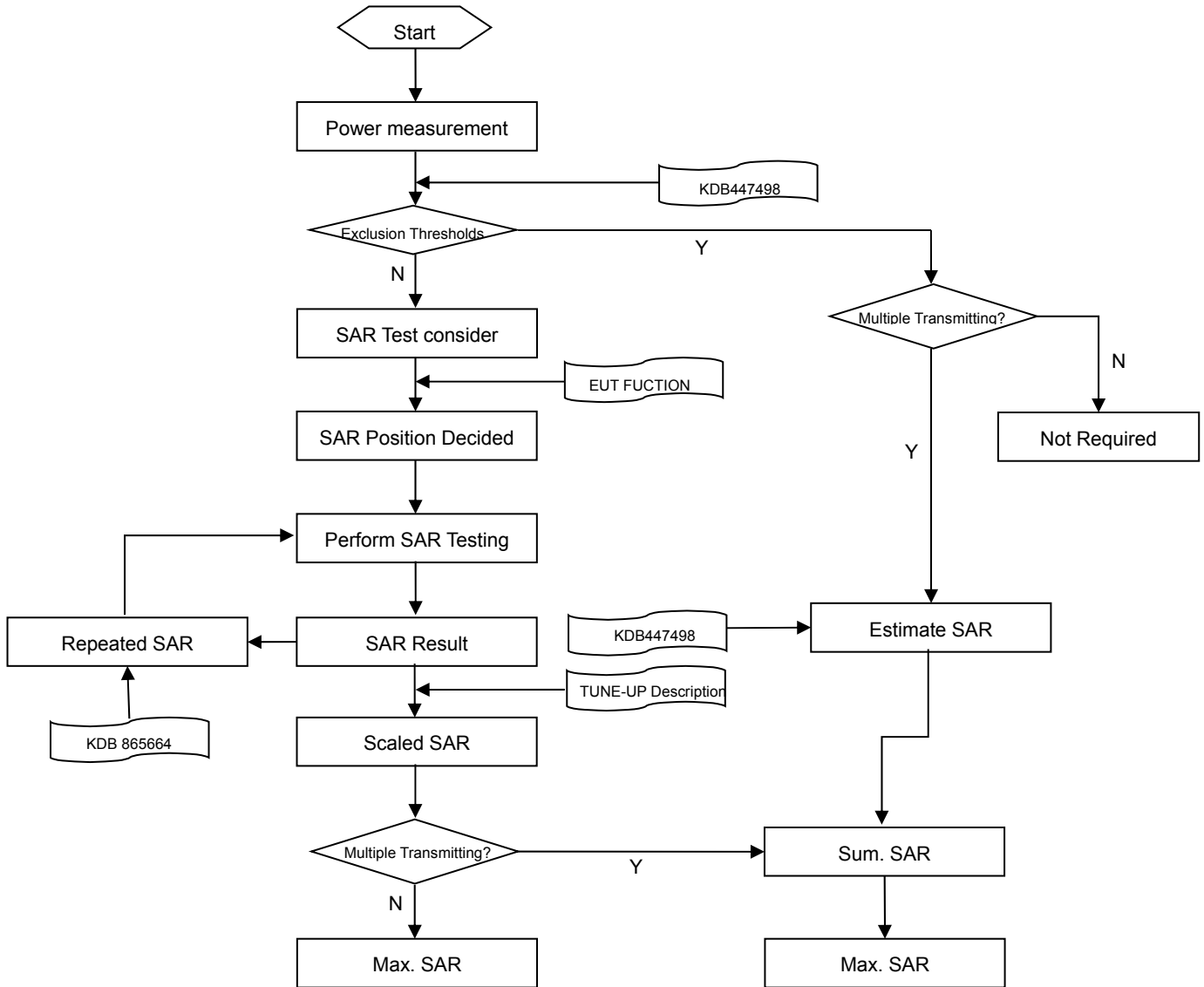
6.4 Product Specific 10g Exposure Consideration

According with FCC KDB 648474 D04, for smart phones with a display diagonal dimension > 15.0 cm or an overall diagonal dimension > 16.0 cm that provide similar mobile web access and multimedia support found in mini-tablets or UMPC mini-tablets that support voice calls next to the ear, unless it is confirmed otherwise through KDB inquiries, the following phablet procedures should be applied to evaluate SAR compliance for each applicable wireless modes and frequency band. Devices marketed as phablets, regardless of form factors and operating characteristics must be tested as a phablet to determine SAR compliance;

The UMPC mini-tablet procedures must also be applied to test the SAR of all surfaces and edges with an antenna located at ≤ 25 mm from that surface or edge, in direct contact with a flat phantom, for 10-g extremity SAR according to the body-equivalent tissue dielectric parameters in KDB 865664 to address interactive hand use exposure conditions. The UMPC mini-tablet 1-g SAR at 5 mm is not required. When hotspot mode applies, 10-g extremity SAR is required only for the surfaces and edges with hotspot mode 1-g reported SAR > 1.2 W/kg.

7 MEASUREMENT PROCEDURE

7.1 Measurement Process Diagram



7.2 SAR Scan General Requirement

Probe boundary effect error compensation is required for measurements with the probe tip closer than half a probe tip diameter to the phantom surface. Both the probe tip diameter and sensor offset distance must satisfy measurement protocols; to ensure probe boundary effect errors are minimized and the higher fields closest to the phantom surface can be correctly measured and extrapolated to the phantom surface for computing 1 g SAR. Tolerances of the post-processing algorithms must be verified by the test laboratory for the scan resolutions used in the SAR measurements, according to the reference distribution functions specified in IEEE Std 1528-2013.

| | | | ≤3GHz | >3GHz |
|---|-----------------------------------|--|---|--|
| Maximum distance from closest measurement point (geometric center of probe sensors) to phantom surface | | | 5±1 mm | $\frac{1}{2} \cdot \delta \cdot \ln(2) \pm 0.5$ mm |
| Maximum probe angle from probe axis to phantom surface normal at the measurement location | | | 30°±1° | 20°±1° |
| Maximum area scan spatial resolution: Δx Area , Δy Area | | | ≤ 2 GHz: ≤ 15 mm 2 – 3 GHz: ≤ 12 mm | 3–4 GHz: ≤ 12 mm 4 – 6 GHz: ≤ 10 mm |
| | | | When the x or y dimension of the test device, in the measurement plane orientation, is smaller than the above, the measurement resolution must be ≤ the corresponding x or y dimension of the test device with at least one measurement point on the test device. | |
| Maximum zoom scan spatial resolution: Δx Zoom , Δy Zoom | | | ≤ 2 GHz: ≤ 8 mm 2 – 3 GHz: ≤ 5 mm* | 3–4 GHz: ≤ 5 mm* 4 – 6 GHz: ≤ 4 mm* |
| Maximum zoom scan spatial resolution, normal to phantom surface | uniform grid: Δz Zoom (n) | | ≤ 5 mm | 3–4 GHz: ≤ 4 mm |
| | | | | 4–5 GHz: ≤ 3 mm |
| | | | | 5–6 GHz: ≤ 2 mm |
| | graded grid | Δz Zoom (1): between 1 st two points closest to phantom surface | ≤ 4 mm | 3–4 GHz: ≤ 3 mm |
| Δz Zoom (n>1): between subsequent points | | 4–5 GHz: ≤ 2.5 mm | | |
| | | | 5–6 GHz: ≤ 2 mm | |
| | | | ≤ 1.5· Δz Zoom (n-1) | |
| Minimum zoom scan volume | x, y, z | | ≥30 mm | 3–4 GHz: ≥ 28 mm |
| | | | | 4–5 GHz: ≥ 25 mm |
| | | | | 5–6 GHz: ≥ 22 mm |
| Note: <ol style="list-style-type: none"> δ is the penetration depth of a plane-wave at normal incidence to the tissue medium; see draft standard IEEE P1528-2011 for details. * When zoom scan is required and the reported SAR from the area scan based 1 g SAR estimation procedures of KDB 447498 is ≤ 1.4 W/kg, ≤ 8 mm, ≤ 7 mm and ≤ 5 mm zoom scan resolution may be applied, respectively, for 2 GHz to 3GHz, 3 GHz to 4 GHz and 4 GHz to 6 GHz. | | | | |

7.3 Measurement Procedure

The following steps are used for each test position

- a. Establish a call with the maximum output power with a base station simulator. The connection between the mobile and the base station simulator is established via air interface
- b. Measurement of the local E-field value at a fixed location. This value serves as a reference value for calculating a possible power drift.
- c. Measurement of the SAR distribution with a grid of 8 to 16mm * 8 to 16 mm and a constant distance to the inner surface of the phantom. Since the sensors cannot directly measure at the inner phantom surface, the values between the sensors and the inner phantom surface are extrapolated. With these values the area of the maximum SAR is calculated by an interpolation scheme.
- d. Around this point, a cube of 30 * 30 * 30 mm or 32 * 32 * 32 mm is assessed by measuring 5 or 8 * 5 or 8*4 or 5 mm. With these data, the peak spatial-average SAR value can be calculated.

7.4 Area & Zoom Scan Procedure

First Area Scan is used to locate the approximate location(s) of the local peak SAR value(s). The measurement grid within an Area Scan is defined by the grid extent, grid step size and grid offset. Next, in order to determine the EM field distribution in a three-dimensional spatial extension, Zoom Scan is required. The Zoom Scan is performed around the highest E-field value to determine the averaged SAR-distribution over 10 g. Area scan and zoom scan resolution setting follows KDB 865664 D01v01r04 quoted below.

When the 1 g SAR of the highest peak is within 2 dB of the SAR limit, additional zoom scans are required for other peaks within 2 dB of the highest peak that have not been included in any zoom scan to ensure there is no increase in SAR.

8 CONDUCTED RF OUPUT POWER

Table: Summery of Receiver detection mechanism

| Band | Tune up (dBm) | |
|-------------|--|-------------------------------|
| | Sensor deactive (head scenario+ Body scenario) | Sensor active (Body scenario) |
| | Level A1 | Level B1 |
| GSM850 | 33.5 | / |
| GSM1900 | 30.0 | 27.0 |
| WCDMA 2 | 24.5 | 19.5 |
| WCDMA 4 | 25.0 | 22.0 |
| WCDMA 5 | 25.0 | / |
| Band 12 | 25.0 | / |
| Band 25 | 25.0 | 20.5 |
| Band 26 | 25.0 | 24.0 |
| Band 41_PC2 | 28.0 | / |
| Band 41_PC3 | 25.0 | / |
| Band 66 | 25.0 | 22.0 |
| Band 71 | 25.0 | / |

8.1 GSM

Table 8.1-1: The conducted power measurement results-Power Level A1

| GSM 850 | | | | | | | | |
|-----------------------|--------------------------|-------|-------|---------------------|----------------------------|-------|--------------|---------------------|
| GSM850 Band | Burst Average Power(dBm) | | | Tune-up Limit (dBm) | Frame-Averaged power (dBm) | | | Tune-up Limit (dBm) |
| Channel | 128 | 190 | 251 | | 128 | 190 | 251 | |
| GSM (GMSK, 1-Slot) | 32.95 | 32.94 | 32.83 | 33.50 | 23.76 | 23.75 | 23.64 | 24.31 |
| GPRS (GMSK, 1-Slot) | 32.92 | 32.91 | 32.79 | 33.50 | 23.73 | 23.72 | 23.60 | 24.31 |
| GPRS (GMSK, 2-Slots) | 31.99 | 31.96 | 31.83 | 32.50 | 25.86 | 25.83 | 25.70 | 26.37 |
| GPRS (GMSK, 3-Slots) | 30.02 | 29.96 | 29.84 | 30.50 | 25.60 | 25.54 | 25.42 | 26.08 |
| GPRS (GMSK, 4-Slots) | 28.97 | 28.91 | 28.78 | 29.50 | 25.79 | 25.73 | 25.60 | 26.32 |
| EGPRS (8PSK, 1-Slot) | 25.52 | 25.06 | 25.18 | 27.00 | 16.33 | 15.87 | 15.99 | 17.81 |
| EGPRS (8PSK, 2-Slots) | 24.51 | 24.13 | 24.16 | 26.00 | 18.38 | 18.00 | 18.03 | 19.87 |
| EGPRS (8PSK, 3-Slots) | 22.52 | 22.53 | 22.56 | 24.50 | 18.10 | 18.11 | 18.14 | 20.08 |
| EGPRS (8PSK, 4-Slots) | 21.37 | 21.08 | 21.11 | 22.50 | 18.19 | 17.90 | 17.93 | 19.32 |
| GSM 1900 | | | | | | | | |
| GSM1900 Band | Burst Average Power(dBm) | | | Tune-up Limit (dBm) | Frame-Averaged power(dBm) | | | Tune-up Limit (dBm) |
| Channel | 512 | 661 | 810 | | 512 | 661 | 810 | |
| GSM (GMSK, 1-Slot) | 29.27 | 29.47 | 29.39 | 30.00 | 20.08 | 20.28 | 20.20 | 20.81 |
| GPRS (GMSK, 1-Slot) | 29.30 | 29.49 | 29.40 | 30.00 | 20.11 | 20.30 | 20.21 | 20.81 |
| GPRS (GMSK, 2-Slots) | 28.30 | 28.52 | 28.44 | 29.00 | 22.17 | 22.39 | 22.31 | 22.87 |
| GPRS (GMSK, 3-Slots) | 26.82 | 26.93 | 26.96 | 27.00 | 22.40 | 22.51 | 22.54 | 22.58 |
| GPRS (GMSK, 4-Slots) | 25.74 | 25.95 | 25.89 | 26.00 | 22.56 | 22.77 | 22.71 | 22.82 |
| EGPRS (8PSK, 1-Slot) | 24.87 | 24.77 | 24.75 | 25.50 | 15.68 | 15.58 | 15.56 | 16.31 |
| EGPRS (8PSK, 2-Slots) | 23.78 | 23.86 | 23.87 | 24.50 | 17.65 | 17.73 | 17.74 | 18.37 |
| EGPRS (8PSK, 3-Slots) | 21.82 | 21.82 | 21.85 | 22.50 | 17.40 | 17.40 | 17.43 | 18.08 |
| EGPRS (8PSK, 4-Slots) | 20.69 | 20.73 | 20.75 | 21.00 | 17.51 | 17.55 | 17.57 | 17.82 |

Note¹: SAR testing was performed on the maximum frame-averaged power mode.

Note²: The frame-averaged power is linearly proportion to the slot number configured and it is linearly scaled the maximum burst-averaged power based on time slots. The calculated method is shown as below:

- Frame-averaged power = Burst averaged power (1 Tx Slot) – 9.19 dB
- Frame-averaged power = Burst averaged power (2 Tx Slots) – 6.13 dB
- Frame-averaged power = Burst averaged power (3 Tx Slots) - 4.42dB
- Frame-averaged power = Burst averaged power (4 Tx Slots) – 3.18 dB

Table 8.1-2: The conducted power measurement results-Power Level B1

| GSM 1900 | | | | | | | | |
|-------------------------|--------------------------|-------|-------|------------------------|---------------------------|--------------|-------|------------------------|
| GSM1900 Band Channel | Burst Average Power(dBm) | | | Tune-up Limit (dBm) | Frame-Averaged power(dBm) | | | Tune-up Limit (dBm) |
| | 512 | 661 | 810 | | 512 | 661 | 810 | |
| GSM (GMSK, 1-Slot) | 26.32 | 26.48 | 26.45 | 27.00 | 17.13 | 17.29 | 17.26 | 17.81 |
| GPRS (GMSK, 1-Slot) | 26.31 | 26.47 | 26.45 | 27.00 | 17.12 | 17.28 | 17.26 | 17.81 |
| GPRS (GMSK, 2-Slots) | 25.21 | 25.38 | 25.34 | 26.00 | 19.08 | 19.25 | 19.21 | 19.87 |
| GPRS (GMSK, 3-Slots) | 23.50 | 23.67 | 23.67 | 24.00 | 19.08 | 19.25 | 19.25 | 19.58 |
| GPRS (GMSK, 4-Slots) | 22.55 | 22.76 | 22.73 | 23.00 | 19.37 | 19.58 | 19.55 | 19.82 |
| EGPRS (8PSK, 1-Slot) | 22.72 | 22.87 | 22.83 | 23.50 | 13.53 | 13.68 | 13.64 | 14.31 |
| EGPRS (8PSK, 2-Slots) | 21.69 | 21.84 | 21.82 | 22.50 | 15.56 | 15.71 | 15.69 | 16.37 |
| EGPRS (8PSK, 3-Slots) | 19.76 | 19.71 | 19.76 | 20.50 | 15.34 | 15.29 | 15.34 | 16.08 |
| EGPRS (8PSK, 4-Slots) | 18.64 | 18.72 | 18.74 | 20.00 | 15.46 | 15.54 | 15.56 | 16.82 |

Note 1: SAR testing was performed on the maximum frame-averaged power mode.

Note 2: The frame-averaged power is linearly proportion to the slot number configured and it is linearly scaled the maximum burst-averaged power based on time slots. The calculated method is shown as below:

Frame-averaged power = Burst averaged power (1 Tx Slot) – 9.19 dB

Frame-averaged power = Burst averaged power (2 Tx Slots) – 6.13 dB

Frame-averaged power = Burst averaged power (3 Tx Slots) - 4.42dB

Frame-averaged power = Burst averaged power (4 Tx Slots) – 3.18 dB

8.2 WCDMA

Table 8.2-1: The conducted Power for WCDMA B5-Power Level A1

| WCDMA | Band 2 | | | | Band 4 | | | |
|-----------------|--------|-------|--------------|---------------------|--------|--------------|-------|---------------------|
| Channel | 9262 | 9400 | 9538 | Tune-up Limit (dBm) | 1312 | 1412 | 1513 | Tune-up Limit (dBm) |
| RMC 12.2Kbps | 23.22 | 23.31 | 23.35 | 24.50 | 23.88 | 23.91 | 23.87 | 25.00 |
| HSDPA Subtest-1 | 21.39 | 21.47 | 21.50 | 22.00 | 21.44 | 21.45 | 21.49 | 22.00 |
| HSDPA Subtest-2 | 21.37 | 21.38 | 21.48 | 22.00 | 21.39 | 21.39 | 21.44 | 22.00 |
| HSDPA Subtest-3 | 20.86 | 20.90 | 20.99 | 22.00 | 20.96 | 20.90 | 20.98 | 22.00 |
| HSDPA Subtest-4 | 20.82 | 20.87 | 20.96 | 22.00 | 20.93 | 20.87 | 20.97 | 22.00 |
| HSUPA Subtest-1 | 20.36 | 20.45 | 20.51 | 21.50 | 20.42 | 20.44 | 20.47 | 21.50 |
| HSUPA Subtest-2 | 20.35 | 20.44 | 20.51 | 21.50 | 20.44 | 20.45 | 20.50 | 21.50 |
| HSUPA Subtest-3 | 21.41 | 21.48 | 21.51 | 22.00 | 21.43 | 21.48 | 21.50 | 22.00 |
| HSUPA Subtest-4 | 19.86 | 19.99 | 20.05 | 21.00 | 19.93 | 19.98 | 20.01 | 21.00 |
| HSUPA Subtest-5 | 21.36 | 21.47 | 21.55 | 22.00 | 21.41 | 21.43 | 21.47 | 22.00 |
| WCDMA | Band 5 | | | | - | | | |
| Channel | 4132 | 4182 | 4233 | Tune-up Limit (dBm) | - | - | - | - |
| RMC 12.2Kbps | 23.75 | 23.76 | 23.78 | 25.00 | - | - | - | - |
| HSDPA Subtest-1 | 21.34 | 21.31 | 21.35 | 22.00 | - | - | - | - |
| HSDPA Subtest-2 | 21.36 | 21.27 | 21.29 | 22.00 | - | - | - | - |
| HSDPA Subtest-3 | 20.86 | 20.77 | 20.80 | 22.00 | - | - | - | - |
| HSDPA Subtest-4 | 20.85 | 20.75 | 20.80 | 22.00 | - | - | - | - |
| HSUPA Subtest-1 | 20.88 | 20.85 | 20.36 | 21.50 | - | - | - | - |
| HSUPA Subtest-2 | 20.39 | 20.34 | 20.37 | 21.50 | - | - | - | - |
| HSUPA Subtest-3 | 21.37 | 21.37 | 21.39 | 22.00 | - | - | - | - |
| HSUPA Subtest-4 | 19.87 | 19.87 | 19.89 | 21.00 | - | - | - | - |
| HSUPA Subtest-5 | 21.36 | 21.33 | 21.36 | 22.00 | - | - | - | - |

Table 8.2-2: The conducted Power for WCDMA B2/B4-Power Level B1

| WCDMA | Band 2 | | | | Band 4 | | | |
|-----------------|--------|--------------|-------|---------------------|--------|-------|--------------|---------------------|
| Channel | 9262 | 9400 | 9538 | Tune-up Limit (dBm) | 1312 | 1412 | 1513 | Tune-up Limit (dBm) |
| RMC 12.2Kbps | 19.31 | 19.40 | 19.34 | 19.50 | 21.91 | 21.90 | 21.97 | 22.00 |
| HSDPA Subtest-1 | 18.31 | 18.42 | 18.35 | 19.00 | 21.01 | 20.87 | 20.96 | 21.50 |
| HSDPA Subtest-2 | 18.24 | 18.35 | 18.34 | 19.00 | 20.98 | 20.82 | 20.92 | 21.50 |
| HSDPA Subtest-3 | 17.78 | 17.91 | 17.82 | 19.00 | 20.46 | 20.34 | 20.41 | 21.50 |
| HSDPA Subtest-4 | 17.81 | 17.87 | 17.82 | 19.00 | 20.47 | 20.31 | 20.43 | 21.50 |
| HSUPA Subtest-1 | 16.31 | 16.43 | 16.33 | 18.00 | 18.77 | 18.64 | 18.68 | 20.50 |
| HSUPA Subtest-2 | 16.57 | 16.65 | 16.56 | 18.00 | 19.02 | 18.88 | 18.95 | 20.50 |
| HSUPA Subtest-3 | 17.57 | 17.64 | 17.55 | 19.00 | 20.03 | 19.88 | 19.92 | 21.50 |
| HSUPA Subtest-4 | 16.10 | 16.16 | 16.09 | 17.50 | 18.54 | 18.41 | 18.44 | 20.00 |
| HSUPA Subtest-5 | 17.53 | 17.63 | 17.53 | 19.00 | 20.03 | 19.86 | 19.89 | 21.50 |

8.3 LTE

| FDD LTE Band 12 Power Level A1 | | | | | | | | | |
|--------------------------------|----------------|-------------|-------|--------------|---------------------------|-------|-------|-------|---------------------------|
| Bandwidth (MHz) | RB Set | Power (dBm) | | | | | | | |
| | | QPSK | | | Tune up limit (dBm) | 16QAM | | | Tune up limit (dBm) |
| | Channel | 23060 | 23095 | 23130 | | 23060 | 23095 | 23130 | |
| 10 MHz | 1 (RB_Pos:0) | 24.58 | 24.57 | 24.67 | 25.00 | 23.45 | 23.86 | 23.53 | 24.00 |
| | 1 (RB_Pos:25) | 24.71 | 24.78 | 24.77 | 25.00 | 23.58 | 23.83 | 23.76 | 24.00 |
| | 1 (RB_Pos:49) | 24.83 | 24.82 | 24.86 | 25.00 | 23.45 | 23.98 | 23.48 | 24.00 |
| | 25 (RB_Pos:0) | 23.63 | 23.67 | 23.66 | 24.00 | 22.64 | 22.67 | 22.78 | 23.00 |
| | 25 (RB_Pos:12) | 23.61 | 23.69 | 23.67 | 24.00 | 22.61 | 22.69 | 22.77 | 23.00 |
| | 25 (RB_Pos:25) | 23.57 | 23.67 | 23.65 | 24.00 | 22.62 | 22.71 | 22.71 | 23.00 |
| | 50 (RB_Pos:0) | 23.61 | 23.70 | 23.66 | 24.00 | 22.60 | 22.68 | 22.69 | 23.00 |
| | Channel | 64QAM | | | | | | | |
| | 1 (RB_Pos:0) | 22.34 | 22.72 | 22.51 | 23.00 | - | - | - | - |
| | 1 (RB_Pos:25) | 22.55 | 22.72 | 22.72 | 23.00 | - | - | - | - |
| | 1 (RB_Pos:49) | 22.38 | 22.89 | 22.45 | 23.00 | - | - | - | - |
| | 25 (RB_Pos:0) | 21.52 | 21.54 | 21.63 | 22.00 | - | - | - | - |
| | 25 (RB_Pos:12) | 21.56 | 21.54 | 21.65 | 22.00 | - | - | - | - |
| | 25 (RB_Pos:25) | 21.50 | 21.55 | 21.63 | 22.00 | - | - | - | - |
| 50 (RB_Pos:0) | 21.52 | 21.67 | 21.64 | 22.00 | - | - | - | - | |
| Bandwidth (MHz) | RB Set | Power (dBm) | | | | | | | |
| | | QPSK | | | Tune up limit (dBm) | 16QAM | | | Tune up limit (dBm) |
| | Channel | 23035 | 23095 | 23155 | | 23035 | 23095 | 23155 | |
| 5 MHz | 1 (RB_Pos:0) | 24.51 | 24.49 | 24.56 | 25.00 | 23.60 | 23.91 | 23.65 | 24.00 |
| | 1 (RB_Pos:13) | 24.62 | 24.65 | 24.77 | 25.00 | 23.71 | 23.88 | 23.77 | 24.00 |
| | 1 (RB_Pos:24) | 24.47 | 24.57 | 24.68 | 25.00 | 23.57 | 24.00 | 23.55 | 24.00 |
| | 12 (RB_Pos:0) | 23.53 | 23.67 | 23.68 | 24.00 | 22.59 | 22.78 | 22.71 | 23.00 |
| | 12 (RB_Pos:6) | 23.64 | 23.69 | 23.73 | 24.00 | 22.67 | 22.83 | 22.77 | 23.00 |
| | 12 (RB_Pos:13) | 23.58 | 23.61 | 23.61 | 24.00 | 22.62 | 22.78 | 22.63 | 23.00 |
| | 25 (RB_Pos:0) | 23.52 | 23.64 | 23.66 | 24.00 | 22.59 | 22.72 | 22.63 | 23.00 |
| | Channel | 64QAM | | | | | | | |
| | 1 (RB_Pos:0) | 22.49 | 22.77 | 22.63 | 23.00 | - | - | - | - |
| | 1 (RB_Pos:13) | 22.68 | 22.77 | 22.73 | 23.00 | - | - | - | - |
| | 1 (RB_Pos:24) | 22.50 | 22.91 | 22.52 | 23.00 | - | - | - | - |
| | 12 (RB_Pos:0) | 21.47 | 21.65 | 21.56 | 22.00 | - | - | - | - |
| | 12 (RB_Pos:6) | 21.62 | 21.68 | 21.65 | 22.00 | - | - | - | - |
| | 12 (RB_Pos:13) | 21.50 | 21.62 | 21.55 | 22.00 | - | - | - | - |
| 25 (RB_Pos:0) | 21.51 | 21.71 | 21.58 | 22.00 | - | - | - | - | |
| Bandwidth (MHz) | RB Set | Power (dBm) | | | | | | | |
| | | QPSK | | | Tune up limit (dBm) | 16QAM | | | Tune up limit (dBm) |
| | Channel | 23025 | 23095 | 23165 | | 23025 | 23095 | 23165 | |

| | | | | | | | | | |
|--------------------|---------------|-------------|-------|-------|---------------------------|-------|-------|-------|---------------------------|
| 3 MHz | 1 (RB_Pos:0) | 24.62 | 24.67 | 24.71 | 25.00 | 23.46 | 23.87 | 23.63 | 24.00 |
| | 1 (RB_Pos:8) | 24.60 | 24.63 | 24.81 | 25.00 | 23.44 | 23.92 | 23.62 | 24.00 |
| | 1 (RB_Pos:14) | 24.56 | 24.62 | 24.83 | 25.00 | 23.41 | 23.91 | 23.51 | 24.00 |
| | 8 (RB_Pos:0) | 23.67 | 23.65 | 23.74 | 24.00 | 22.71 | 22.71 | 22.76 | 23.00 |
| | 8 (RB_Pos:3) | 23.64 | 23.76 | 23.78 | 24.00 | 22.74 | 22.76 | 22.76 | 23.00 |
| | 8 (RB_Pos:7) | 23.60 | 23.67 | 23.76 | 24.00 | 22.70 | 22.67 | 22.70 | 23.00 |
| | 15 (RB_Pos:0) | 23.61 | 23.61 | 23.73 | 24.00 | 22.61 | 22.66 | 22.62 | 23.00 |
| | Channel | 64QAM | | | | | | | |
| | 1 (RB_Pos:0) | 22.35 | 22.73 | 22.61 | 23.00 | - | - | - | - |
| | 1 (RB_Pos:8) | 22.41 | 22.81 | 22.58 | 23.00 | - | - | - | - |
| | 1 (RB_Pos:14) | 22.34 | 22.82 | 22.48 | 23.00 | - | - | - | - |
| | 8 (RB_Pos:0) | 21.59 | 21.58 | 21.61 | 23.00 | - | - | - | - |
| | 8 (RB_Pos:3) | 21.69 | 21.61 | 21.64 | 23.00 | - | - | - | - |
| | 8 (RB_Pos:7) | 21.58 | 21.51 | 21.62 | 23.00 | - | - | - | - |
| | 15 (RB_Pos:0) | 21.53 | 21.65 | 21.57 | 22.00 | - | - | - | - |
| Bandwidth (MHz) | RB Set | Power (dBm) | | | | | | | |
| | | QPSK | | | Tune up limit (dBm) | 16QAM | | | Tune up limit (dBm) |
| | Channel | 23017 | 23095 | 23173 | | 23017 | 23095 | 23173 | |
| 1.4 MHz | 1 (RB_Pos:0) | 24.53 | 24.57 | 24.73 | 25.00 | 23.55 | 23.82 | 23.53 | 24.00 |
| | 1 (RB_Pos:3) | 24.72 | 24.71 | 24.85 | 25.00 | 23.70 | 23.96 | 23.65 | 24.00 |
| | 1 (RB_Pos:5) | 24.52 | 24.57 | 24.79 | 25.00 | 23.55 | 23.87 | 23.45 | 24.00 |
| | 3 (RB_Pos:0) | 24.54 | 24.61 | 24.66 | 25.00 | 23.55 | 23.71 | 23.74 | 24.00 |
| | 3 (RB_Pos:1) | 24.60 | 24.64 | 24.77 | 25.00 | 23.57 | 23.73 | 23.74 | 24.00 |
| | 3 (RB_Pos:3) | 24.58 | 24.62 | 24.63 | 25.00 | 23.58 | 23.76 | 23.66 | 24.00 |
| | 6 (RB_Pos:0) | 23.61 | 23.62 | 23.82 | 24.00 | 22.69 | 22.51 | 22.79 | 23.00 |
| | Channel | 64QAM | | | | | | | |
| | 1 (RB_Pos:0) | 22.44 | 22.68 | 22.51 | 23.00 | - | - | - | - |
| | 1 (RB_Pos:3) | 22.67 | 22.85 | 22.61 | 23.00 | - | - | - | - |
| | 1 (RB_Pos:5) | 22.48 | 22.78 | 22.42 | 23.00 | - | - | - | - |
| | 3 (RB_Pos:0) | 22.43 | 22.58 | 22.59 | 23.00 | - | - | - | - |
| | 3 (RB_Pos:1) | 22.52 | 22.58 | 22.62 | 23.00 | - | - | - | - |
| 3 (RB_Pos:3) | 22.46 | 22.60 | 22.58 | 23.00 | - | - | - | - | |
| 6 (RB_Pos:0) | 21.61 | 21.50 | 21.74 | 22.00 | - | - | - | - | |

FDD LTE Band 25 Power Level A1

| Bandwidth (MHz) | RB Set | Power (dBm) | | | | | | | |
|--------------------|----------------|-------------|--------------|-------|---------------------------|-------|-------|-------|---------------------------|
| | | QPSK | | | Tune up limit (dBm) | 16QAM | | | Tune up limit (dBm) |
| | Channel | 26140 | 26340 | 26590 | | 26140 | 26340 | 26590 | |
| 20 MHz | 1 (RB_Pos:0) | 24.62 | 24.68 | 24.50 | 25.00 | 23.67 | 23.81 | 23.97 | 24.00 |
| | 1 (RB_Pos:50) | 24.87 | 24.97 | 24.78 | 25.00 | 23.84 | 23.83 | 23.88 | 24.00 |
| | 1 (RB_Pos:99) | 24.55 | 24.55 | 24.51 | 25.00 | 23.75 | 23.96 | 23.91 | 24.00 |
| | 50 (RB_Pos:0) | 23.69 | 23.88 | 23.74 | 24.00 | 22.75 | 22.89 | 22.72 | 23.00 |
| | 50 (RB_Pos:25) | 23.76 | 23.84 | 23.76 | 24.00 | 22.82 | 22.86 | 22.73 | 23.00 |
| | 50 (RB_Pos:50) | 23.77 | 23.76 | 23.63 | 24.00 | 22.81 | 22.79 | 22.59 | 23.00 |
| | 100 (RB_Pos:0) | 23.75 | 23.81 | 23.70 | 24.00 | 22.78 | 22.83 | 22.71 | 23.00 |
| | Channel | 64QAM | | | | | | | |
| | 1 (RB_Pos:0) | 22.56 | 22.67 | 22.95 | 23.00 | - | - | - | - |
| | 1 (RB_Pos:50) | 22.81 | 22.72 | 22.84 | 23.00 | - | - | - | - |
| | 1 (RB_Pos:99) | 22.68 | 22.87 | 22.88 | 23.00 | - | - | - | - |
| | 50 (RB_Pos:0) | 21.63 | 21.76 | 21.57 | 22.00 | - | - | - | - |
| | 50 (RB_Pos:25) | 21.77 | 21.71 | 21.61 | 22.00 | - | - | - | - |
| | 50 (RB_Pos:50) | 21.69 | 21.63 | 21.51 | 22.00 | - | - | - | - |
| | 100 (RB_Pos:0) | 21.70 | 21.82 | 21.66 | 22.00 | - | - | - | - |
| Bandwidth (MHz) | RB Set | Power (dBm) | | | | | | | |
| | | QPSK | | | Tune up limit (dBm) | 16QAM | | | Tune up limit (dBm) |
| | Channel | 26115 | 26340 | 26615 | | 26115 | 26340 | 26615 | |
| 15 MHz | 1 (RB_Pos:0) | 24.66 | 24.69 | 24.60 | 25.00 | 23.61 | 23.58 | 23.76 | 24.00 |
| | 1 (RB_Pos:38) | 24.73 | 24.73 | 24.73 | 25.00 | 23.71 | 23.63 | 23.75 | 24.00 |
| | 1 (RB_Pos:74) | 24.62 | 24.56 | 24.60 | 25.00 | 23.58 | 23.95 | 23.90 | 24.00 |
| | 36 (RB_Pos:0) | 23.86 | 23.88 | 23.86 | 24.00 | 22.79 | 22.84 | 22.79 | 23.00 |
| | 36 (RB_Pos:20) | 23.88 | 23.92 | 23.88 | 24.00 | 22.80 | 22.93 | 22.75 | 23.00 |
| | 36 (RB_Pos:39) | 23.86 | 23.87 | 23.82 | 24.00 | 22.79 | 22.87 | 22.70 | 23.00 |
| | 75 (RB_Pos:0) | 23.83 | 23.92 | 23.88 | 24.00 | 22.81 | 22.86 | 22.84 | 23.00 |
| | Channel | 64QAM | | | | | | | |
| | 1 (RB_Pos:0) | 22.50 | 22.44 | 22.74 | 23.00 | - | - | - | - |
| | 1 (RB_Pos:38) | 22.68 | 22.52 | 22.71 | 23.00 | - | - | - | - |
| | 1 (RB_Pos:74) | 22.51 | 22.86 | 22.87 | 23.00 | - | - | - | - |
| | 36 (RB_Pos:0) | 21.67 | 21.71 | 21.64 | 22.00 | - | - | - | - |
| | 36 (RB_Pos:20) | 21.75 | 21.78 | 21.63 | 22.00 | - | - | - | - |
| | 36 (RB_Pos:39) | 21.67 | 21.71 | 21.62 | 22.00 | - | - | - | - |
| | 75 (RB_Pos:0) | 21.73 | 21.85 | 21.79 | 22.00 | - | - | - | - |
| Bandwidth (MHz) | RB Set | Power (dBm) | | | | | | | |
| | | QPSK | | | Tune up limit (dBm) | 16QAM | | | Tune up limit (dBm) |
| | Channel | 26090 | 26340 | 26640 | | 26090 | 26340 | 26640 | |
| 10 MHz | 1 (RB_Pos:0) | 24.69 | 24.71 | 24.69 | 25.00 | 23.66 | 23.67 | 23.72 | 24.00 |
| | 1 (RB_Pos:25) | 24.82 | 24.80 | 24.86 | 25.00 | 23.68 | 23.77 | 23.80 | 24.00 |

| | | | | | | | | | |
|--------------------|----------------|-------------|-------|-------|---------------------------|-------|-------|-------|---------------------------|
| | 1 (RB_Pos:49) | 24.66 | 24.68 | 24.70 | 25.00 | 23.61 | 23.64 | 23.63 | 24.00 |
| | 25 (RB_Pos:0) | 23.79 | 23.80 | 23.88 | 24.00 | 22.78 | 22.86 | 22.94 | 23.00 |
| | 25 (RB_Pos:12) | 23.77 | 23.80 | 23.80 | 24.00 | 22.82 | 22.86 | 22.86 | 23.00 |
| | 25 (RB_Pos:25) | 23.83 | 23.81 | 23.76 | 24.00 | 22.86 | 22.85 | 22.83 | 23.00 |
| | 50 (RB_Pos:0) | 23.80 | 23.81 | 23.82 | 24.00 | 22.80 | 22.86 | 22.85 | 23.00 |
| | Channel | 64QAM | | | | | | | |
| | 1 (RB_Pos:0) | 22.55 | 22.53 | 22.70 | 23.00 | - | - | - | - |
| | 1 (RB_Pos:25) | 22.65 | 22.66 | 22.76 | 23.00 | - | - | - | - |
| | 1 (RB_Pos:49) | 22.54 | 22.55 | 22.60 | 23.00 | - | - | - | - |
| | 25 (RB_Pos:0) | 21.66 | 21.73 | 21.79 | 22.00 | - | - | - | - |
| | 25 (RB_Pos:12) | 21.77 | 21.71 | 21.74 | 22.00 | - | - | - | - |
| | 25 (RB_Pos:25) | 21.74 | 21.69 | 21.75 | 22.00 | - | - | - | - |
| | 50 (RB_Pos:0) | 21.72 | 21.85 | 21.80 | 22.00 | - | - | - | - |
| Bandwidth (MHz) | RB Set | Power (dBm) | | | | | | | |
| | | QPSK | | | Tune up limit (dBm) | 16QAM | | | Tune up limit (dBm) |
| | Channel | 26065 | 26340 | 26665 | | 26065 | 26340 | 26665 | |
| 5 MHz | 1 (RB_Pos:0) | 24.64 | 24.61 | 24.64 | 25.00 | 23.83 | 23.86 | 23.74 | 24.00 |
| | 1 (RB_Pos:13) | 24.80 | 24.75 | 24.78 | 25.00 | 23.94 | 23.88 | 23.86 | 24.00 |
| | 1 (RB_Pos:24) | 24.58 | 24.61 | 24.65 | 25.00 | 23.81 | 23.84 | 23.70 | 24.00 |
| | 12 (RB_Pos:0) | 23.75 | 23.75 | 23.79 | 24.00 | 22.83 | 22.93 | 22.87 | 23.00 |
| | 12 (RB_Pos:6) | 23.85 | 23.82 | 23.84 | 24.00 | 22.91 | 22.95 | 22.86 | 23.00 |
| | 12 (RB_Pos:13) | 23.82 | 23.77 | 23.77 | 24.00 | 22.85 | 22.89 | 22.78 | 23.00 |
| | 25 (RB_Pos:0) | 23.77 | 23.79 | 23.78 | 24.00 | 22.81 | 22.89 | 22.70 | 23.00 |
| | Channel | 64QAM | | | | | | | |
| | 1 (RB_Pos:0) | 22.72 | 22.72 | 22.72 | 23.00 | - | - | - | - |
| | 1 (RB_Pos:13) | 22.91 | 22.77 | 22.82 | 23.00 | - | - | - | - |
| | 1 (RB_Pos:24) | 22.74 | 22.75 | 22.67 | 23.00 | - | - | - | - |
| | 12 (RB_Pos:0) | 21.71 | 21.80 | 21.72 | 22.00 | - | - | - | - |
| | 12 (RB_Pos:6) | 21.86 | 21.80 | 21.74 | 22.00 | - | - | - | - |
| 12 (RB_Pos:13) | 21.73 | 21.73 | 21.70 | 22.00 | - | - | - | - | |
| 25 (RB_Pos:0) | 21.73 | 21.88 | 21.65 | 22.00 | - | - | - | - | |
| Bandwidth (MHz) | RB Set | Power (dBm) | | | | | | | |
| | | QPSK | | | Tune up limit (dBm) | 16QAM | | | Tune up limit (dBm) |
| | Channel | 26055 | 26340 | 26675 | | 26055 | 26340 | 26675 | |
| 3 MHz | 1 (RB_Pos:0) | 24.78 | 24.73 | 24.78 | 25.00 | 23.70 | 23.71 | 23.79 | 24.00 |
| | 1 (RB_Pos:8) | 24.73 | 24.72 | 24.80 | 25.00 | 23.70 | 23.75 | 23.72 | 24.00 |
| | 1 (RB_Pos:14) | 24.72 | 24.72 | 24.78 | 25.00 | 23.63 | 23.83 | 23.72 | 24.00 |
| | 8 (RB_Pos:0) | 23.85 | 23.81 | 23.80 | 24.00 | 22.92 | 22.87 | 22.84 | 23.00 |
| | 8 (RB_Pos:3) | 23.88 | 23.89 | 23.87 | 24.00 | 22.99 | 22.90 | 22.88 | 23.00 |
| | 8 (RB_Pos:7) | 23.83 | 23.81 | 23.78 | 24.00 | 22.92 | 22.83 | 22.81 | 23.00 |
| | 15 (RB_Pos:0) | 23.79 | 23.76 | 23.80 | 24.00 | 22.86 | 22.83 | 22.75 | 23.00 |
| | Channel | 64QAM | | | | | | | |
| | 1 (RB_Pos:0) | 22.59 | 22.57 | 22.77 | 23.00 | - | - | - | - |
| | 1 (RB_Pos:8) | 22.67 | 22.64 | 22.68 | 23.00 | - | - | - | - |

| | 1 (RB_Pos:14) | 22.56 | 22.74 | 22.69 | 23.00 | - | - | - | - |
|--------------------|---------------|-------------|-------|-------|---------------------------|-------|-------|-------|---------------------------|
| | 8 (RB_Pos:0) | 21.80 | 21.74 | 21.69 | 23.00 | - | - | - | - |
| | 8 (RB_Pos:3) | 21.94 | 21.75 | 21.76 | 23.00 | - | - | - | - |
| | 8 (RB_Pos:7) | 21.80 | 21.67 | 21.73 | 23.00 | - | - | - | - |
| | 15 (RB_Pos:0) | 21.78 | 21.82 | 21.70 | 22.00 | - | - | - | - |
| Bandwidth (MHz) | RB Set | Power (dBm) | | | | | | | |
| | | QPSK | | | Tune up limit (dBm) | 16QAM | | | Tune up limit (dBm) |
| | Channel | 26047 | 26340 | 26683 | | 26047 | 26340 | 26683 | |
| 1.4 MHz | 1 (RB_Pos:0) | 24.67 | 24.66 | 24.69 | 25.00 | 23.82 | 23.74 | 23.67 | 24.00 |
| | 1 (RB_Pos:3) | 24.73 | 24.86 | 24.87 | 25.00 | 23.99 | 23.67 | 23.83 | 24.00 |
| | 1 (RB_Pos:5) | 24.67 | 24.64 | 24.72 | 25.00 | 23.78 | 23.83 | 23.71 | 24.00 |
| | 3 (RB_Pos:0) | 24.76 | 24.68 | 24.73 | 25.00 | 23.81 | 23.93 | 23.92 | 24.00 |
| | 3 (RB_Pos:1) | 24.77 | 24.73 | 24.79 | 25.00 | 23.82 | 23.92 | 23.94 | 24.00 |
| | 3 (RB_Pos:3) | 24.71 | 24.71 | 24.78 | 25.00 | 23.83 | 23.96 | 23.91 | 24.00 |
| | 6 (RB_Pos:0) | 23.83 | 23.76 | 23.79 | 24.00 | 22.95 | 22.66 | 22.91 | 23.00 |
| | Channel | 64QAM | | | | | | | |
| | 1 (RB_Pos:0) | 22.71 | 22.60 | 22.65 | 23.00 | - | - | - | - |
| | 1 (RB_Pos:3) | 22.96 | 22.56 | 22.79 | 23.00 | - | - | - | - |
| | 1 (RB_Pos:5) | 22.71 | 22.74 | 22.68 | 23.00 | - | - | - | - |
| | 3 (RB_Pos:0) | 22.69 | 22.80 | 22.77 | 23.00 | - | - | - | - |
| | 3 (RB_Pos:1) | 22.77 | 22.77 | 22.82 | 23.00 | - | - | - | - |
| | 3 (RB_Pos:3) | 22.71 | 22.80 | 22.83 | 23.00 | - | - | - | - |
| | 6 (RB_Pos:0) | 21.87 | 21.65 | 21.86 | 22.00 | - | - | - | - |

| FDD LTE Band 25 Power Level B1 | | | | | | | | | |
|--------------------------------|----------------|-------------|--------------|-------|---------------------------|-------|-------|-------|---------------------------|
| Bandwidth (MHz) | RB Set | Power (dBm) | | | | | | | |
| | | QPSK | | | Tune up limit (dBm) | 16QAM | | | Tune up limit (dBm) |
| | Channel | 26140 | 26340 | 26590 | | 26140 | 26340 | 26590 | |
| 20 MHz | 1 (RB_Pos:0) | 20.13 | 20.30 | 20.15 | 20.50 | 19.38 | 19.39 | 19.36 | 19.50 |
| | 1 (RB_Pos:50) | 20.32 | 20.46 | 20.36 | 20.50 | 19.92 | 20.10 | 19.76 | 20.50 |
| | 1 (RB_Pos:99) | 20.11 | 20.17 | 20.06 | 20.50 | 19.63 | 19.70 | 19.47 | 20.50 |
| | 50 (RB_Pos:0) | 19.20 | 19.44 | 19.25 | 19.50 | 18.25 | 18.45 | 18.27 | 19.50 |
| | 50 (RB_Pos:25) | 19.29 | 19.38 | 19.27 | 19.50 | 18.34 | 18.42 | 18.21 | 19.50 |
| | 50 (RB_Pos:50) | 19.29 | 19.30 | 19.11 | 19.50 | 18.34 | 18.34 | 18.11 | 19.50 |
| | 100 (RB_Pos:0) | 19.25 | 19.38 | 19.19 | 19.50 | 18.33 | 18.37 | 18.18 | 19.50 |
| | Channel | 64QAM | | | | | | | |
| | 1 (RB_Pos:0) | 18.27 | 18.25 | 18.34 | 19.50 | - | - | - | - |
| | 1 (RB_Pos:50) | 18.89 | 18.99 | 18.72 | 19.50 | - | - | - | - |
| | 1 (RB_Pos:99) | 18.56 | 18.61 | 18.44 | 19.50 | - | - | - | - |
| | 50 (RB_Pos:0) | 17.13 | 17.32 | 17.12 | 18.50 | - | - | - | - |
| | 50 (RB_Pos:25) | 17.29 | 17.27 | 17.09 | 18.50 | - | - | - | - |
| | 50 (RB_Pos:50) | 17.22 | 17.18 | 17.03 | 18.50 | - | - | - | - |
| | 100 (RB_Pos:0) | 17.25 | 17.36 | 17.13 | 18.50 | - | - | - | - |
| | Bandwidth | RB Set | Power (dBm) | | | | | | |

| (MHz) | Channel | QPSK | | | Tune up limit (dBm) | 16QAM | | | Tune up limit (dBm) |
|-----------------|----------------|-------------|-------|-------|---------------------|-------|-------|-------|---------------------|
| | | 26115 | 26340 | 26615 | | 26115 | 26340 | 26615 | |
| 15 MHz | 1 (RB_Pos:0) | 20.12 | 20.33 | 20.19 | 20.50 | 19.17 | 19.44 | 19.40 | 19.50 |
| | 1 (RB_Pos:38) | 20.25 | 20.43 | 20.24 | 20.50 | 19.22 | 19.80 | 19.73 | 20.50 |
| | 1 (RB_Pos:74) | 20.10 | 20.24 | 20.06 | 20.50 | 19.14 | 19.63 | 19.59 | 20.50 |
| | 36 (RB_Pos:0) | 19.24 | 19.44 | 19.32 | 19.50 | 18.26 | 18.47 | 18.25 | 19.50 |
| | 36 (RB_Pos:20) | 19.27 | 19.43 | 19.31 | 19.50 | 18.26 | 18.48 | 18.27 | 19.50 |
| | 36 (RB_Pos:39) | 19.28 | 19.35 | 19.26 | 19.50 | 18.29 | 18.39 | 18.21 | 19.50 |
| | 75 (RB_Pos:0) | 19.27 | 19.37 | 19.29 | 19.50 | 18.26 | 18.40 | 18.28 | 19.50 |
| | Channel | 64QAM | | | | | | | |
| | 1 (RB_Pos:0) | 18.06 | 18.30 | 18.38 | 19.50 | - | - | - | - |
| | 1 (RB_Pos:38) | 18.19 | 18.69 | 18.69 | 19.50 | - | - | - | - |
| | 1 (RB_Pos:74) | 18.07 | 18.54 | 18.56 | 19.50 | - | - | - | - |
| | 36 (RB_Pos:0) | 17.14 | 17.34 | 17.10 | 18.50 | - | - | - | - |
| | 36 (RB_Pos:20) | 17.21 | 17.33 | 17.15 | 18.50 | - | - | - | - |
| | 36 (RB_Pos:39) | 17.17 | 17.23 | 17.13 | 18.50 | - | - | - | - |
| 75 (RB_Pos:0) | 17.18 | 17.39 | 17.23 | 18.50 | - | - | - | - | |
| Bandwidth (MHz) | RB Set | Power (dBm) | | | | | | | |
| | | QPSK | | | Tune up limit (dBm) | 16QAM | | | Tune up limit (dBm) |
| Channel | 26090 | 26340 | 26640 | 26090 | | 26340 | 26640 | | |
| 10 MHz | 1 (RB_Pos:0) | 20.16 | 20.35 | 20.20 | 20.50 | 19.13 | 19.35 | 19.29 | 19.50 |
| | 1 (RB_Pos:25) | 20.29 | 20.38 | 20.43 | 20.50 | 19.30 | 19.83 | 19.48 | 20.50 |
| | 1 (RB_Pos:49) | 20.19 | 20.31 | 20.18 | 20.50 | 19.18 | 19.68 | 19.18 | 20.50 |
| | 25 (RB_Pos:0) | 19.21 | 19.38 | 19.38 | 19.50 | 18.30 | 18.46 | 18.47 | 19.50 |
| | 25 (RB_Pos:12) | 19.27 | 19.41 | 19.29 | 19.50 | 18.31 | 18.45 | 18.39 | 19.50 |
| | 25 (RB_Pos:25) | 19.28 | 19.36 | 19.25 | 19.50 | 18.37 | 18.38 | 18.34 | 19.50 |
| | 50 (RB_Pos:0) | 19.28 | 19.39 | 19.33 | 19.50 | 18.31 | 18.45 | 18.38 | 19.50 |
| | Channel | 64QAM | | | | | | | |
| | 1 (RB_Pos:0) | 18.02 | 18.21 | 18.27 | 19.50 | - | - | - | - |
| | 1 (RB_Pos:25) | 18.27 | 18.72 | 18.44 | 19.50 | - | - | - | - |
| | 1 (RB_Pos:49) | 18.11 | 18.59 | 18.15 | 19.50 | - | - | - | - |
| | 25 (RB_Pos:0) | 17.18 | 17.33 | 17.32 | 18.50 | - | - | - | - |
| | 25 (RB_Pos:12) | 17.26 | 17.30 | 17.27 | 18.50 | - | - | - | - |
| | 25 (RB_Pos:25) | 17.25 | 17.22 | 17.26 | 18.50 | - | - | - | - |
| 50 (RB_Pos:0) | 17.23 | 17.44 | 17.33 | 18.50 | - | - | - | - | |
| Bandwidth (MHz) | RB Set | Power (dBm) | | | | | | | |
| | | QPSK | | | Tune up limit (dBm) | 16QAM | | | Tune up limit (dBm) |
| Channel | 26065 | 26340 | 26665 | 26065 | | 26340 | 26665 | | |
| 5 MHz | 1 (RB_Pos:0) | 20.12 | 20.31 | 20.19 | 20.50 | 19.32 | 19.47 | 19.38 | 19.50 |
| | 1 (RB_Pos:13) | 20.29 | 20.39 | 20.30 | 20.50 | 19.44 | 19.90 | 19.47 | 20.50 |
| | 1 (RB_Pos:24) | 20.14 | 20.25 | 20.13 | 20.50 | 19.34 | 19.74 | 19.30 | 20.50 |
| | 12 (RB_Pos:0) | 19.16 | 19.30 | 19.29 | 19.50 | 18.27 | 18.48 | 18.29 | 19.50 |
| | 12 (RB_Pos:6) | 19.29 | 19.39 | 19.34 | 19.50 | 18.37 | 18.53 | 18.37 | 19.50 |

| | 12 (RB_Pos:13) | 19.21 | 19.26 | 19.24 | 19.50 | 18.30 | 18.44 | 18.32 | 19.50 |
|--------------------|----------------|-------------|-------|-------|---------------------------|-------|-------|-------|---------------------------|
| | 25 (RB_Pos:0) | 19.22 | 19.36 | 19.28 | 19.50 | 18.28 | 18.38 | 18.24 | 19.50 |
| | Channel | 64QAM | | | | | | | |
| | 1 (RB_Pos:0) | 18.21 | 18.33 | 18.36 | 19.50 | - | - | - | - |
| | 1 (RB_Pos:13) | 18.41 | 18.79 | 18.43 | 19.50 | - | - | - | - |
| | 1 (RB_Pos:24) | 18.27 | 18.65 | 18.27 | 19.50 | - | - | - | - |
| | 12 (RB_Pos:0) | 17.15 | 17.35 | 17.14 | 18.50 | - | - | - | - |
| | 12 (RB_Pos:6) | 17.32 | 17.38 | 17.25 | 18.50 | - | - | - | - |
| | 12 (RB_Pos:13) | 17.18 | 17.28 | 17.24 | 18.50 | - | - | - | - |
| | 25 (RB_Pos:0) | 17.20 | 17.37 | 17.19 | 18.50 | - | - | - | - |
| Bandwidth (MHz) | RB Set | Power (dBm) | | | | | | | |
| | | QPSK | | | Tune up limit (dBm) | 16QAM | | | Tune up limit (dBm) |
| | Channel | 26055 | 26340 | 26675 | | 26055 | 26340 | 26675 | |
| 3 MHz | 1 (RB_Pos:0) | 20.16 | 20.39 | 20.24 | 20.50 | 19.15 | 19.73 | 19.33 | 20.50 |
| | 1 (RB_Pos:8) | 20.22 | 20.39 | 20.25 | 20.50 | 19.18 | 19.76 | 19.31 | 20.50 |
| | 1 (RB_Pos:14) | 20.16 | 20.35 | 20.21 | 20.50 | 19.13 | 19.80 | 19.24 | 20.50 |
| | 8 (RB_Pos:0) | 19.17 | 19.36 | 19.26 | 20.50 | 18.31 | 18.45 | 18.30 | 19.50 |
| | 8 (RB_Pos:3) | 19.22 | 19.39 | 19.29 | 20.50 | 18.37 | 18.49 | 18.33 | 19.50 |
| | 8 (RB_Pos:7) | 19.21 | 19.35 | 19.21 | 20.50 | 18.32 | 18.43 | 18.25 | 19.50 |
| | 15 (RB_Pos:0) | 19.19 | 19.36 | 19.29 | 20.50 | 18.28 | 18.41 | 18.24 | 19.50 |
| | Channel | 64QAM | | | | | | | |
| | 1 (RB_Pos:0) | 18.04 | 18.59 | 18.31 | 19.50 | - | - | - | - |
| | 1 (RB_Pos:8) | 18.15 | 18.65 | 18.27 | 19.50 | - | - | - | - |
| | 1 (RB_Pos:14) | 18.06 | 18.71 | 18.21 | 19.50 | - | - | - | - |
| | 8 (RB_Pos:0) | 17.19 | 17.32 | 17.15 | 18.50 | - | - | - | - |
| | 8 (RB_Pos:3) | 17.32 | 17.34 | 17.21 | 18.50 | - | - | - | - |
| | 8 (RB_Pos:7) | 17.20 | 17.27 | 17.17 | 18.50 | - | - | - | - |
| 15 (RB_Pos:0) | 17.20 | 17.40 | 17.19 | 18.50 | - | - | - | - | |
| Bandwidth (MHz) | RB Set | Power (dBm) | | | | | | | |
| | | QPSK | | | Tune up limit (dBm) | 16QAM | | | Tune up limit (dBm) |
| | Channel | 26047 | 26340 | 26683 | | 26047 | 26340 | 26683 | |
| 1.4 MHz | 1 (RB_Pos:0) | 20.16 | 20.37 | 20.15 | 20.50 | 19.34 | 19.71 | 19.26 | 20.50 |
| | 1 (RB_Pos:3) | 20.42 | 20.41 | 20.41 | 20.50 | 19.52 | 19.89 | 19.47 | 20.50 |
| | 1 (RB_Pos:5) | 20.16 | 20.39 | 20.19 | 20.50 | 19.30 | 19.72 | 19.27 | 20.50 |
| | 3 (RB_Pos:0) | 20.27 | 20.43 | 20.34 | 20.50 | 19.33 | 19.59 | 19.45 | 20.50 |
| | 3 (RB_Pos:1) | 20.31 | 20.45 | 20.26 | 20.50 | 19.34 | 19.47 | 19.40 | 19.50 |
| | 3 (RB_Pos:3) | 20.26 | 20.43 | 20.36 | 20.50 | 19.33 | 19.42 | 19.43 | 19.50 |
| | 6 (RB_Pos:0) | 19.22 | 19.43 | 19.29 | 20.50 | 18.41 | 18.34 | 18.47 | 19.50 |
| | Channel | 64QAM | | | | | | | |
| | 1 (RB_Pos:0) | 18.23 | 18.57 | 18.24 | 19.50 | - | - | - | - |
| | 1 (RB_Pos:3) | 18.49 | 18.78 | 18.43 | 19.50 | - | - | - | - |
| | 1 (RB_Pos:5) | 18.23 | 18.63 | 18.24 | 19.50 | - | - | - | - |
| | 3 (RB_Pos:0) | 18.21 | 18.46 | 18.30 | 18.50 | - | - | - | - |
| | 3 (RB_Pos:1) | 18.29 | 18.32 | 18.28 | 18.50 | - | - | - | - |

| | | | | | | | | | |
|--|--------------|-------|-------|-------|-------|---|---|---|---|
| | 3 (RB_Pos:3) | 18.21 | 18.26 | 18.35 | 18.50 | - | - | - | - |
| | 6 (RB_Pos:0) | 17.33 | 17.33 | 17.42 | 18.50 | - | - | - | - |

| FDD LTE Band 26 Power Level A1 | | | | | | | | | |
|--------------------------------|----------------|--------------|-------|-------|---------------------|-------|-------|-------|---------------------|
| Bandwidth (MHz) | RB Set | Power (dBm) | | | | | | | |
| | | QPSK | | | Tune up limit (dBm) | 16QAM | | | Tune up limit (dBm) |
| | Channel | 26765 | 26865 | 26965 | | 26765 | 26865 | 26965 | |
| 15 MHz | 1 (RB_Pos:0) | 24.66 | 24.65 | 24.52 | 25.00 | 23.60 | 23.64 | 23.93 | 24.00 |
| | 1 (RB_Pos:38) | 24.87 | 24.67 | 24.86 | 25.00 | 23.65 | 23.54 | 23.99 | 24.00 |
| | 1 (RB_Pos:74) | 24.52 | 24.43 | 24.38 | 25.00 | 23.52 | 23.85 | 23.75 | 24.00 |
| | 36 (RB_Pos:0) | 23.80 | 23.81 | 23.66 | 24.00 | 22.72 | 22.78 | 22.58 | 23.00 |
| | 36 (RB_Pos:20) | 23.90 | 23.79 | 23.66 | 24.00 | 22.83 | 22.81 | 22.66 | 23.00 |
| | 36 (RB_Pos:39) | 23.79 | 23.70 | 23.58 | 24.00 | 22.76 | 22.71 | 22.52 | 23.00 |
| | 75 (RB_Pos:0) | 23.82 | 23.76 | 23.68 | 24.00 | 22.77 | 22.74 | 22.64 | 23.00 |
| | Channel | 64QAM | | | | | | | |
| | 1 (RB_Pos:0) | 22.49 | 22.50 | 22.91 | 23.00 | - | - | - | - |
| | 1 (RB_Pos:38) | 22.62 | 22.43 | 22.95 | 23.00 | - | - | - | - |
| | 1 (RB_Pos:74) | 22.45 | 22.76 | 22.72 | 23.00 | - | - | - | - |
| | 36 (RB_Pos:0) | 21.60 | 21.65 | 21.43 | 22.00 | - | - | - | - |
| | 36 (RB_Pos:20) | 21.78 | 21.66 | 21.54 | 22.00 | - | - | - | - |
| | 36 (RB_Pos:39) | 21.64 | 21.55 | 21.44 | 22.00 | - | - | - | - |
| 75 (RB_Pos:0) | 21.69 | 21.73 | 21.59 | 22.00 | - | - | - | - | |
| Bandwidth (MHz) | RB Set | Power (dBm) | | | | | | | |
| | | QPSK | | | Tune up limit (dBm) | 16QAM | | | Tune up limit (dBm) |
| | Channel | 26740 | 26865 | 26990 | | 26740 | 26865 | 26990 | |
| 10 MHz | 1 (RB_Pos:0) | 24.74 | 24.69 | 24.55 | 25.00 | 23.66 | 23.76 | 23.57 | 24.00 |
| | 1 (RB_Pos:25) | 24.84 | 24.80 | 24.73 | 25.00 | 23.80 | 23.80 | 23.74 | 24.00 |
| | 1 (RB_Pos:49) | 24.69 | 24.53 | 24.44 | 25.00 | 23.64 | 23.97 | 23.49 | 24.00 |
| | 25 (RB_Pos:0) | 23.72 | 23.77 | 23.68 | 24.00 | 22.73 | 22.81 | 22.79 | 23.00 |
| | 25 (RB_Pos:12) | 23.77 | 23.71 | 23.61 | 24.00 | 22.84 | 22.77 | 22.73 | 23.00 |
| | 25 (RB_Pos:25) | 23.78 | 23.71 | 23.55 | 24.00 | 22.81 | 22.77 | 22.64 | 23.00 |
| | 50 (RB_Pos:0) | 23.75 | 23.74 | 23.65 | 24.00 | 22.75 | 22.75 | 22.64 | 23.00 |
| | Channel | 64QAM | | | | | | | |
| | 1 (RB_Pos:0) | 22.55 | 22.62 | 22.55 | 23.00 | - | - | - | - |
| | 1 (RB_Pos:25) | 22.77 | 22.69 | 22.70 | 23.00 | - | - | - | - |
| | 1 (RB_Pos:49) | 22.57 | 22.88 | 22.46 | 23.00 | - | - | - | - |
| | 25 (RB_Pos:0) | 21.61 | 21.68 | 21.64 | 22.00 | - | - | - | - |
| | 25 (RB_Pos:12) | 21.79 | 21.62 | 21.61 | 22.00 | - | - | - | - |
| | 25 (RB_Pos:25) | 21.69 | 21.61 | 21.56 | 22.00 | - | - | - | - |
| 50 (RB_Pos:0) | 21.67 | 21.74 | 21.59 | 22.00 | - | - | - | - | |
| Bandwidth (MHz) | RB Set | Power (dBm) | | | | | | | |
| | | QPSK | | | Tune up limit (dBm) | 16QAM | | | Tune up limit (dBm) |
| | Channel | 26715 | 26865 | 27015 | | 26715 | 26865 | 27015 | |

| | | | | | (dBm) | | | | (dBm) |
|--------------------|----------------|-------------|-------|-------|---------------------------|-------|-------|-------|---------------------------|
| 5 MHz | 1 (RB_Pos:0) | 24.63 | 24.61 | 24.45 | 25.00 | 23.81 | 23.70 | 23.62 | 24.00 |
| | 1 (RB_Pos:13) | 24.76 | 24.69 | 24.56 | 25.00 | 23.94 | 23.75 | 23.74 | 24.00 |
| | 1 (RB_Pos:24) | 24.60 | 24.55 | 24.41 | 25.00 | 23.82 | 23.81 | 23.57 | 24.00 |
| | 12 (RB_Pos:0) | 23.72 | 23.70 | 23.65 | 24.00 | 22.77 | 22.80 | 22.64 | 23.00 |
| | 12 (RB_Pos:6) | 23.84 | 23.75 | 23.66 | 24.00 | 22.90 | 22.88 | 22.69 | 23.00 |
| | 12 (RB_Pos:13) | 23.74 | 23.65 | 23.50 | 24.00 | 22.82 | 22.80 | 22.55 | 23.00 |
| | 25 (RB_Pos:0) | 23.74 | 23.69 | 23.56 | 24.00 | 22.79 | 22.79 | 22.54 | 23.00 |
| | Channel | 64QAM | | | | | | | |
| | 1 (RB_Pos:0) | 22.70 | 22.56 | 22.60 | 23.00 | - | - | - | - |
| | 1 (RB_Pos:13) | 22.91 | 22.64 | 22.70 | 23.00 | - | - | - | - |
| | 1 (RB_Pos:24) | 22.75 | 22.72 | 22.54 | 23.00 | - | - | - | - |
| | 12 (RB_Pos:0) | 21.65 | 21.67 | 21.49 | 22.00 | - | - | - | - |
| | 12 (RB_Pos:6) | 21.85 | 21.73 | 21.57 | 22.00 | - | - | - | - |
| | 12 (RB_Pos:13) | 21.70 | 21.64 | 21.47 | 22.00 | - | - | - | - |
| 25 (RB_Pos:0) | 21.71 | 21.78 | 21.49 | 22.00 | - | - | - | - | |
| Bandwidth (MHz) | RB Set | Power (dBm) | | | | | | | |
| | | QPSK | | | Tune up limit (dBm) | 16QAM | | | Tune up limit (dBm) |
| | Channel | 26705 | 26865 | 27025 | | 26705 | 26865 | 27025 | |
| 3 MHz | 1 (RB_Pos:0) | 24.80 | 24.64 | 24.57 | 25.00 | 23.67 | 23.72 | 23.62 | 24.00 |
| | 1 (RB_Pos:8) | 24.70 | 24.69 | 24.54 | 25.00 | 23.66 | 23.65 | 23.59 | 24.00 |
| | 1 (RB_Pos:14) | 24.68 | 24.62 | 24.51 | 25.00 | 23.63 | 23.64 | 23.56 | 24.00 |
| | 8 (RB_Pos:0) | 23.84 | 23.74 | 23.60 | 24.00 | 22.85 | 22.85 | 22.63 | 23.00 |
| | 8 (RB_Pos:3) | 23.85 | 23.76 | 23.64 | 24.00 | 22.95 | 22.82 | 22.66 | 23.00 |
| | 8 (RB_Pos:7) | 23.78 | 23.74 | 23.59 | 24.00 | 22.89 | 22.78 | 22.62 | 23.00 |
| | 15 (RB_Pos:0) | 23.78 | 23.74 | 23.60 | 24.00 | 22.80 | 22.76 | 22.59 | 23.00 |
| | Channel | 64QAM | | | | | | | |
| | 1 (RB_Pos:0) | 22.56 | 22.58 | 22.60 | 23.00 | - | - | - | - |
| | 1 (RB_Pos:8) | 22.63 | 22.54 | 22.55 | 23.00 | - | - | - | - |
| | 1 (RB_Pos:14) | 22.56 | 22.55 | 22.53 | 23.00 | - | - | - | - |
| | 8 (RB_Pos:0) | 21.73 | 21.72 | 21.48 | 23.00 | - | - | - | - |
| | 8 (RB_Pos:3) | 21.90 | 21.67 | 21.54 | 23.00 | - | - | - | - |
| | 8 (RB_Pos:7) | 21.77 | 21.62 | 21.54 | 23.00 | - | - | - | - |
| 15 (RB_Pos:0) | 21.72 | 21.75 | 21.54 | 22.00 | - | - | - | - | |
| Bandwidth (MHz) | RB Set | Power (dBm) | | | | | | | |
| | | QPSK | | | Tune up limit (dBm) | 16QAM | | | Tune up limit (dBm) |
| | Channel | 26697 | 26865 | 27033 | | 26697 | 26865 | 27033 | |
| 1.4 MHz | 1 (RB_Pos:0) | 24.67 | 24.61 | 24.46 | 25.00 | 23.74 | 23.81 | 23.54 | 24.00 |
| | 1 (RB_Pos:3) | 24.84 | 24.80 | 24.66 | 25.00 | 23.93 | 23.87 | 23.70 | 24.00 |
| | 1 (RB_Pos:5) | 24.66 | 24.61 | 24.44 | 25.00 | 23.73 | 23.71 | 23.52 | 24.00 |
| | 3 (RB_Pos:0) | 24.78 | 24.72 | 24.54 | 25.00 | 23.74 | 23.91 | 23.71 | 24.00 |
| | 3 (RB_Pos:1) | 24.78 | 24.72 | 24.60 | 25.00 | 23.78 | 23.87 | 23.79 | 24.00 |
| | 3 (RB_Pos:3) | 24.74 | 24.63 | 24.57 | 25.00 | 23.72 | 23.89 | 23.73 | 24.00 |
| | 6 (RB_Pos:0) | 23.79 | 23.76 | 23.58 | 24.00 | 22.88 | 22.59 | 22.78 | 23.00 |

| | Channel | 64QAM | | | | | | | |
|--------------|--------------|-------|-------|-------|-------|---|---|---|---|
| | 1 (RB_Pos:0) | 22.63 | 22.67 | 22.52 | 23.00 | - | - | - | - |
| 1 (RB_Pos:3) | 22.90 | 22.76 | 22.66 | 23.00 | - | - | - | - | |
| 1 (RB_Pos:5) | 22.66 | 22.62 | 22.49 | 23.00 | - | - | - | - | |
| 3 (RB_Pos:0) | 22.62 | 22.78 | 22.56 | 23.00 | - | - | - | - | |
| 3 (RB_Pos:1) | 22.73 | 22.72 | 22.67 | 23.00 | - | - | - | - | |
| 3 (RB_Pos:3) | 22.60 | 22.73 | 22.65 | 23.00 | - | - | - | - | |
| 6 (RB_Pos:0) | 21.80 | 21.58 | 21.73 | 22.00 | - | - | - | - | |

| FDD LTE Band 26 Power Level B1 | | | | | | | | | |
|--------------------------------|----------------|-------------|--------------|-------|---------------------------|-------|-------|-------|---------------------------|
| Bandwidth (MHz) | RB Set | Power (dBm) | | | | | | | |
| | | QPSK | | | Tune up limit (dBm) | 16QAM | | | Tune up limit (dBm) |
| | Channel | 26765 | 26865 | 26965 | | 26765 | 26865 | 26965 | |
| 15 MHz | 1 (RB_Pos:0) | 23.29 | 23.28 | 23.20 | 24.00 | 22.21 | 22.63 | 22.64 | 23.00 |
| | 1 (RB_Pos:38) | 23.34 | 23.35 | 23.24 | 24.00 | 22.29 | 22.70 | 22.71 | 23.00 |
| | 1 (RB_Pos:74) | 23.23 | 23.19 | 23.15 | 24.00 | 22.16 | 22.52 | 22.58 | 23.00 |
| | 36 (RB_Pos:0) | 22.38 | 22.33 | 22.27 | 23.00 | 21.29 | 21.37 | 21.30 | 22.00 |
| | 36 (RB_Pos:20) | 22.42 | 22.40 | 22.33 | 23.00 | 21.41 | 21.44 | 21.31 | 22.00 |
| | 36 (RB_Pos:39) | 22.37 | 22.34 | 22.26 | 23.00 | 21.30 | 21.33 | 21.22 | 22.00 |
| | 75 (RB_Pos:0) | 22.38 | 22.35 | 22.30 | 23.00 | 21.38 | 21.35 | 21.25 | 22.00 |
| | Channel | 64QAM | | | | | | | |
| | 1 (RB_Pos:0) | 21.10 | 21.49 | 21.62 | 22.00 | - | - | - | - |
| | 1 (RB_Pos:38) | 21.26 | 21.59 | 21.67 | 22.00 | - | - | - | - |
| | 1 (RB_Pos:74) | 21.09 | 21.43 | 21.55 | 22.00 | - | - | - | - |
| | 36 (RB_Pos:0) | 20.17 | 20.24 | 20.15 | 22.00 | - | - | - | - |
| | 36 (RB_Pos:20) | 20.36 | 20.29 | 20.19 | 22.00 | - | - | - | - |
| | 36 (RB_Pos:39) | 20.18 | 20.17 | 20.14 | 22.00 | - | - | - | - |
| 75 (RB_Pos:0) | 20.30 | 20.34 | 20.20 | 21.00 | - | - | - | - | |
| Bandwidth (MHz) | RB Set | Power (dBm) | | | | | | | |
| | | QPSK | | | Tune up limit (dBm) | 16QAM | | | Tune up limit (dBm) |
| | Channel | 26740 | 26865 | 26990 | | 26740 | 26865 | 26990 | |
| 10 MHz | 1 (RB_Pos:0) | 23.33 | 23.39 | 23.29 | 24.00 | 22.24 | 22.71 | 22.34 | 23.00 |
| | 1 (RB_Pos:25) | 23.48 | 23.45 | 23.45 | 24.00 | 22.40 | 22.83 | 22.46 | 23.00 |
| | 1 (RB_Pos:49) | 23.32 | 23.28 | 23.31 | 24.00 | 22.25 | 22.66 | 22.33 | 23.00 |
| | 25 (RB_Pos:0) | 22.31 | 22.35 | 22.42 | 23.00 | 21.34 | 21.42 | 21.48 | 22.00 |
| | 25 (RB_Pos:12) | 22.38 | 22.40 | 22.36 | 23.00 | 21.41 | 21.44 | 21.42 | 22.00 |
| | 25 (RB_Pos:25) | 22.37 | 22.34 | 22.26 | 23.00 | 21.38 | 21.40 | 21.36 | 22.00 |
| | 50 (RB_Pos:0) | 22.35 | 22.36 | 22.37 | 23.00 | 21.34 | 21.39 | 21.40 | 22.00 |
| | Channel | 64QAM | | | | | | | |
| | 1 (RB_Pos:0) | 21.13 | 21.57 | 21.32 | 22.00 | - | - | - | - |
| | 1 (RB_Pos:25) | 21.37 | 21.72 | 21.42 | 22.00 | - | - | - | - |
| | 1 (RB_Pos:49) | 21.18 | 21.57 | 21.30 | 22.00 | - | - | - | - |
| | 25 (RB_Pos:0) | 20.22 | 20.29 | 20.33 | 22.00 | - | - | - | - |
| 25 (RB_Pos:12) | 20.36 | 20.29 | 20.30 | 22.00 | - | - | - | - | |

| | 25 (RB_Pos:25) | 20.26 | 20.24 | 20.28 | 22.00 | - | - | - | - |
|--------------------|----------------|-------------|-------|-------|---------------------------|-------|-------|-------|---------------------------|
| | 50 (RB_Pos:0) | 20.26 | 20.38 | 20.35 | 21.00 | - | - | - | - |
| Bandwidth (MHz) | RB Set | Power (dBm) | | | | | | | |
| | | QPSK | | | Tune up limit (dBm) | 16QAM | | | Tune up limit (dBm) |
| | Channel | 26715 | 26865 | 27015 | | 26715 | 26865 | 27015 | |
| 5 MHz | 1 (RB_Pos:0) | 23.28 | 23.25 | 23.23 | 24.00 | 22.40 | 22.78 | 22.33 | 23.00 |
| | 1 (RB_Pos:13) | 23.40 | 23.40 | 23.36 | 24.00 | 22.52 | 22.83 | 22.45 | 23.00 |
| | 1 (RB_Pos:24) | 23.31 | 23.25 | 23.20 | 24.00 | 22.43 | 22.71 | 22.35 | 23.00 |
| | 12 (RB_Pos:0) | 22.29 | 22.34 | 22.32 | 23.00 | 21.34 | 21.44 | 21.38 | 22.00 |
| | 12 (RB_Pos:6) | 22.42 | 22.41 | 22.41 | 23.00 | 21.50 | 21.56 | 21.46 | 22.00 |
| | 12 (RB_Pos:13) | 22.37 | 22.35 | 22.27 | 23.00 | 21.44 | 21.46 | 21.31 | 22.00 |
| | 25 (RB_Pos:0) | 22.30 | 22.37 | 22.32 | 23.00 | 21.34 | 21.43 | 21.27 | 22.00 |
| | Channel | 64QAM | | | | | | | |
| | 1 (RB_Pos:0) | 21.29 | 21.64 | 21.31 | 22.00 | - | - | - | - |
| | 1 (RB_Pos:13) | 21.49 | 21.72 | 21.41 | 22.00 | - | - | - | - |
| | 1 (RB_Pos:24) | 21.36 | 21.62 | 21.32 | 22.00 | - | - | - | - |
| | 12 (RB_Pos:0) | 20.22 | 20.31 | 20.23 | 22.00 | - | - | - | - |
| | 12 (RB_Pos:6) | 20.45 | 20.41 | 20.34 | 22.00 | - | - | - | - |
| | 12 (RB_Pos:13) | 20.32 | 20.30 | 20.23 | 22.00 | - | - | - | - |
| 25 (RB_Pos:0) | 20.26 | 20.42 | 20.22 | 21.00 | - | - | - | - | |
| Bandwidth (MHz) | RB Set | Power (dBm) | | | | | | | |
| | | QPSK | | | Tune up limit (dBm) | 16QAM | | | Tune up limit (dBm) |
| | Channel | 26705 | 26865 | 27025 | | 26705 | 26865 | 27025 | |
| 3 MHz | 1 (RB_Pos:0) | 23.39 | 23.40 | 23.31 | 24.00 | 22.29 | 22.68 | 22.38 | 23.00 |
| | 1 (RB_Pos:8) | 23.36 | 23.34 | 23.35 | 24.00 | 22.25 | 22.68 | 22.33 | 23.00 |
| | 1 (RB_Pos:14) | 23.37 | 23.37 | 23.27 | 24.00 | 22.28 | 22.73 | 22.31 | 23.00 |
| | 8 (RB_Pos:0) | 22.40 | 22.33 | 22.35 | 23.00 | 21.46 | 21.44 | 21.40 | 22.00 |
| | 8 (RB_Pos:3) | 22.43 | 22.38 | 22.37 | 23.00 | 21.53 | 21.47 | 21.42 | 22.00 |
| | 8 (RB_Pos:7) | 22.38 | 22.37 | 22.31 | 23.00 | 21.47 | 21.44 | 21.35 | 22.00 |
| | 15 (RB_Pos:0) | 22.36 | 22.37 | 22.34 | 23.00 | 21.39 | 21.41 | 21.31 | 22.00 |
| | Channel | 64QAM | | | | | | | |
| | 1 (RB_Pos:0) | 21.18 | 21.54 | 21.36 | 22.00 | - | - | - | - |
| | 1 (RB_Pos:8) | 21.22 | 21.57 | 21.29 | 22.00 | - | - | - | - |
| | 1 (RB_Pos:14) | 21.21 | 21.64 | 21.28 | 22.00 | - | - | - | - |
| | 8 (RB_Pos:0) | 20.34 | 20.31 | 20.25 | 22.00 | - | - | - | - |
| | 8 (RB_Pos:3) | 20.48 | 20.32 | 20.30 | 22.00 | - | - | - | - |
| | 8 (RB_Pos:7) | 20.35 | 20.28 | 20.27 | 22.00 | - | - | - | - |
| 15 (RB_Pos:0) | 20.31 | 20.40 | 20.26 | 21.00 | - | - | - | - | |
| Bandwidth (MHz) | RB Set | Power (dBm) | | | | | | | |
| | | QPSK | | | Tune up limit (dBm) | 16QAM | | | Tune up limit (dBm) |
| | Channel | 26697 | 26865 | 27033 | | 26697 | 26865 | 27033 | |
| 1.4 MHz | 1 (RB_Pos:0) | 23.25 | 23.28 | 23.23 | 24.00 | 22.33 | 22.64 | 22.29 | 23.00 |
| | 1 (RB_Pos:3) | 23.41 | 23.51 | 23.39 | 24.00 | 22.54 | 22.81 | 22.34 | 23.00 |

| | | | | | | | | | |
|--|--------------|-------|-------|-------|-------|-------|-------|-------|-------|
| | 1 (RB_Pos:5) | 23.27 | 23.24 | 23.25 | 24.00 | 22.39 | 22.61 | 22.25 | 23.00 |
| | 3 (RB_Pos:0) | 23.34 | 23.32 | 23.32 | 24.00 | 22.34 | 22.54 | 22.50 | 23.00 |
| | 3 (RB_Pos:1) | 23.39 | 23.39 | 23.38 | 24.00 | 22.41 | 22.49 | 22.54 | 23.00 |
| | 3 (RB_Pos:3) | 23.34 | 23.34 | 23.35 | 24.00 | 22.37 | 22.50 | 22.42 | 23.00 |
| | 6 (RB_Pos:0) | 22.35 | 22.30 | 22.26 | 23.00 | 21.47 | 21.21 | 21.47 | 22.00 |
| | Channel | 64QAM | | | | | | | |
| | 1 (RB_Pos:0) | 21.22 | 21.50 | 21.27 | 22.00 | - | - | - | - |
| | 1 (RB_Pos:3) | 21.51 | 21.70 | 21.30 | 22.00 | - | - | - | - |
| | 1 (RB_Pos:5) | 21.32 | 21.52 | 21.22 | 22.00 | - | - | - | - |
| | 3 (RB_Pos:0) | 21.22 | 21.41 | 21.35 | 22.00 | - | - | - | - |
| | 3 (RB_Pos:1) | 21.36 | 21.34 | 21.42 | 22.00 | - | - | - | - |
| | 3 (RB_Pos:3) | 21.25 | 21.34 | 21.34 | 22.00 | - | - | - | - |
| | 6 (RB_Pos:0) | 20.39 | 20.20 | 20.42 | 21.00 | - | - | - | - |

| TDD LTE Band 41_PC3 Power Level A1 | | | | | | | | | | | | | |
|------------------------------------|----------------|-------------|-------|-------|-------|--------------|---------------------|-------|-------|-------|-------|-------|---------------------|
| Bandwidth (MHz) | RB Set | Power (dBm) | | | | | | | | | | | |
| | | QPSK | | | | | Tune up limit (dBm) | 16QAM | | | | | Tune up limit (dBm) |
| | Channel | 39750 | 40185 | 40620 | 41055 | 41490 | | 39750 | 40185 | 40620 | 41055 | 41490 | |
| 20MHz | 1 (RB_Pos:0) | 23.86 | 23.99 | 23.95 | 24.10 | 24.28 | 25.00 | 22.80 | 22.61 | 22.77 | 22.65 | 22.72 | 23.00 |
| | 1 (RB_Pos:50) | 24.26 | 24.39 | 24.47 | 24.55 | 24.73 | 25.00 | 22.57 | 22.62 | 22.63 | 22.54 | 22.65 | 23.00 |
| | 1 (RB_Pos:99) | 23.84 | 23.94 | 24.08 | 24.16 | 24.38 | 25.00 | 22.86 | 22.69 | 22.71 | 22.66 | 22.75 | 23.00 |
| | 50 (RB_Pos:0) | 23.56 | 23.14 | 23.20 | 23.30 | 23.34 | 24.00 | 22.90 | 22.65 | 22.67 | 22.65 | 22.70 | 23.00 |
| | 50 (RB_Pos:25) | 23.64 | 23.43 | 23.63 | 23.56 | 23.60 | 24.00 | 22.86 | 22.61 | 22.63 | 22.69 | 22.64 | 23.00 |
| | 50 (RB_Pos:50) | 23.44 | 23.44 | 23.57 | 23.42 | 23.96 | 24.00 | 22.86 | 22.64 | 22.68 | 22.65 | 22.66 | 23.00 |
| | 100 (RB_Pos:0) | 22.65 | 22.47 | 22.66 | 22.60 | 22.72 | 24.00 | 21.72 | 21.56 | 21.68 | 21.62 | 21.75 | 23.00 |
| | Channel | 64QAM | | | | | | | | | | | |
| | 1 (RB_Pos:0) | 21.79 | 21.79 | 21.83 | 21.80 | 21.93 | 23.00 | - | - | - | - | - | - |
| | 1 (RB_Pos:50) | 21.85 | 21.78 | 21.80 | 21.80 | 21.88 | 23.00 | - | - | - | - | - | - |
| | 1 (RB_Pos:99) | 21.79 | 21.71 | 21.79 | 21.82 | 21.81 | 23.00 | - | - | - | - | - | - |
| | 50 (RB_Pos:0) | 21.81 | 21.77 | 21.79 | 21.80 | 21.84 | 22.00 | - | - | - | - | - | - |
| | 50 (RB_Pos:25) | 21.75 | 21.48 | 21.67 | 21.55 | 21.67 | 22.00 | - | - | - | - | - | - |
| | 50 (RB_Pos:50) | 21.51 | 21.51 | 21.54 | 21.51 | 21.62 | 22.00 | - | - | - | - | - | - |
| 100 (RB_Pos:0) | 20.63 | 20.50 | 20.63 | 20.57 | 20.67 | 22.00 | - | - | - | - | - | - | |
| Bandwidth (MHz) | RB Set | Power (dBm) | | | | | | | | | | | |
| | | QPSK | | | | | Tune up limit (dBm) | 16QAM | | | | | Tune up limit (dBm) |
| | Channel | 39725 | 40160 | 40620 | 41080 | 41515 | | 39725 | 40160 | 40620 | 41080 | 41515 | |
| 15MHz | 1 (RB_Pos:0) | 23.90 | 24.06 | 24.09 | 24.23 | 24.33 | 25.00 | 22.80 | 22.50 | 22.73 | 22.55 | 22.62 | 23.00 |
| | 1 (RB_Pos:38) | 23.97 | 24.22 | 24.27 | 24.38 | 24.47 | 25.00 | 22.60 | 22.56 | 22.62 | 22.56 | 22.68 | 23.00 |
| | 1 (RB_Pos:74) | 23.91 | 24.06 | 24.18 | 24.27 | 24.38 | 25.00 | 22.84 | 22.63 | 22.60 | 22.60 | 22.65 | 23.00 |
| | 36 (RB_Pos:0) | 23.33 | 23.20 | 23.22 | 23.32 | 23.40 | 24.00 | 22.88 | 22.63 | 22.62 | 22.59 | 22.68 | 23.00 |
| | 36 (RB_Pos:20) | 23.69 | 23.48 | 23.67 | 23.48 | 23.58 | 24.00 | 22.84 | 22.63 | 22.60 | 22.60 | 22.65 | 23.00 |

| | | | | | | | | | | | | | | |
|--------------------|----------------|-------------|-------|-------|-------|-------|------------------------------|-------|-------|-------|-------|-------|------------------------------|--|
| | 36 (RB_Pos:39) | 23.53 | 23.48 | 23.69 | 23.49 | 23.62 | 24.00 | 22.92 | 22.69 | 22.63 | 22.62 | 22.71 | 23.00 | |
| | 75 (RB_Pos:0) | 22.74 | 22.59 | 22.68 | 22.59 | 22.71 | 24.00 | 21.79 | 21.63 | 21.77 | 21.63 | 21.77 | 23.00 | |
| | Channel | 64QAM | | | | | | | | | | | | |
| | 1 (RB_Pos:0) | 21.82 | 21.63 | 21.78 | 21.79 | 21.69 | 23.00 | - | - | - | - | - | - | |
| | 1 (RB_Pos:38) | 21.88 | 21.83 | 21.77 | 21.75 | 21.90 | 23.00 | - | - | - | - | - | - | |
| | 1 (RB_Pos:74) | 21.88 | 21.80 | 21.79 | 21.80 | 21.92 | 23.00 | - | - | - | - | - | - | |
| | 36 (RB_Pos:0) | 21.84 | 21.79 | 21.76 | 21.79 | 21.89 | 22.00 | - | - | - | - | - | - | |
| | 36 (RB_Pos:20) | 21.73 | 21.57 | 21.74 | 21.63 | 21.69 | 22.00 | - | - | - | - | - | - | |
| | 36 (RB_Pos:39) | 21.68 | 21.58 | 21.64 | 21.57 | 21.64 | 22.00 | - | - | - | - | - | - | |
| | 75 (RB_Pos:0) | 20.71 | 20.56 | 20.75 | 20.67 | 20.74 | 22.00 | - | - | - | - | - | - | |
| Bandwidth (MHz) | RB Set | Power (dBm) | | | | | | | | | | | | |
| | | QPSK | | | | | Tune up limit (dBm) | 16QAM | | | | | Tune up limit (dBm) | |
| | Channel | 39700 | 40135 | 40620 | 41105 | 41540 | | 39700 | 40135 | 40620 | 41105 | 41540 | | |
| 10MHz | 1 (RB_Pos:0) | 23.95 | 24.13 | 24.18 | 24.31 | 24.44 | 25.00 | 22.85 | 22.62 | 22.79 | 22.64 | 22.76 | 23.00 | |
| | 1 (RB_Pos:25) | 24.31 | 24.46 | 24.52 | 24.66 | 24.79 | 25.00 | 22.78 | 22.63 | 22.76 | 22.67 | 22.75 | 23.00 | |
| | 1 (RB_Pos:49) | 23.96 | 24.16 | 24.23 | 24.34 | 24.48 | 25.00 | 22.87 | 22.96 | 22.78 | 22.88 | 22.87 | 23.00 | |
| | 25 (RB_Pos:0) | 23.55 | 23.53 | 23.26 | 23.39 | 23.48 | 24.00 | 22.88 | 22.75 | 22.67 | 22.62 | 22.73 | 23.00 | |
| | 25 (RB_Pos:12) | 23.76 | 23.53 | 23.72 | 23.60 | 23.72 | 24.00 | 22.91 | 22.71 | 22.63 | 22.62 | 22.73 | 23.00 | |
| | 25 (RB_Pos:25) | 23.67 | 23.57 | 23.67 | 23.61 | 23.70 | 24.00 | 22.91 | 22.71 | 22.59 | 22.65 | 22.70 | 23.00 | |
| | 50 (RB_Pos:0) | 22.80 | 22.61 | 22.78 | 22.71 | 22.81 | 24.00 | 21.83 | 21.64 | 21.80 | 21.73 | 21.82 | 23.00 | |
| | Channel | 64QAM | | | | | | | | | | | | |
| | 1 (RB_Pos:0) | 21.88 | 21.91 | 21.82 | 21.80 | 21.95 | 23.00 | - | - | - | - | - | - | |
| | 1 (RB_Pos:25) | 21.89 | 21.86 | 21.81 | 21.82 | 21.92 | 23.00 | - | - | - | - | - | - | |
| | 1 (RB_Pos:49) | 21.90 | 21.87 | 21.78 | 21.83 | 21.92 | 23.00 | - | - | - | - | - | - | |
| | 25 (RB_Pos:0) | 21.88 | 21.88 | 21.81 | 21.82 | 21.91 | 22.00 | - | - | - | - | - | - | |
| | 25 (RB_Pos:12) | 21.81 | 21.59 | 21.74 | 21.62 | 21.76 | 22.00 | - | - | - | - | - | - | |
| 25 (RB_Pos:25) | 21.76 | 21.61 | 21.70 | 21.62 | 21.73 | 22.00 | - | - | - | - | - | - | | |
| 50 (RB_Pos:0) | 20.79 | 20.60 | 20.78 | 20.71 | 20.82 | 22.00 | - | - | - | - | - | - | | |
| Bandwidth (MHz) | RB Set | Power (dBm) | | | | | | | | | | | | |
| | | QPSK | | | | | Tune up limit (dBm) | 16QAM | | | | | Tune up limit (dBm) | |
| | Channel | 39675 | 40110 | 40620 | 41130 | 41565 | | 39675 | 40110 | 40620 | 41130 | 41565 | | |
| 5MHz | 1 (RB_Pos:0) | 23.80 | 24.10 | 24.15 | 24.21 | 24.33 | 25.00 | 22.96 | 22.74 | 22.94 | 22.89 | 22.95 | 24.00 | |
| | 1 (RB_Pos:13) | 23.96 | 24.17 | 24.21 | 24.40 | 24.45 | 25.00 | 22.94 | 22.75 | 22.95 | 22.88 | 22.95 | 24.00 | |
| | 1 (RB_Pos:24) | 23.87 | 24.09 | 24.11 | 24.23 | 24.42 | 25.00 | 22.98 | 22.98 | 22.92 | 22.94 | 22.92 | 24.00 | |
| | 12 (RB_Pos:0) | 23.93 | 23.37 | 23.28 | 23.29 | 23.42 | 24.00 | 21.90 | 21.96 | 21.88 | 21.81 | 21.95 | 23.00 | |
| | 12 (RB_Pos:6) | 23.65 | 23.45 | 23.62 | 23.48 | 23.68 | 24.00 | 21.87 | 21.95 | 21.89 | 21.81 | 21.92 | 23.00 | |
| | 12 (RB_Pos:13) | 23.63 | 23.44 | 23.61 | 23.52 | 23.64 | 24.00 | 21.90 | 21.93 | 21.90 | 21.76 | 21.92 | 23.00 | |
| | 25 (RB_Pos:0) | 22.77 | 22.56 | 22.73 | 22.71 | 22.73 | 24.00 | 21.87 | 21.64 | 21.83 | 21.73 | 21.87 | 23.00 | |
| | Channel | 64QAM | | | | | | | | | | | | |
| | 1 (RB_Pos:0) | 21.78 | 21.55 | 21.73 | 21.65 | 21.71 | 23.00 | - | - | - | - | - | - | |
| | 1 (RB_Pos:13) | 21.78 | 21.59 | 21.69 | 21.63 | 21.82 | 23.00 | - | - | - | - | - | - | |
| 1 (RB_Pos:24) | 21.91 | 21.89 | 21.89 | 21.87 | 21.83 | 23.00 | - | - | - | - | - | - | | |

| | | | | | | | | | | | | | |
|--|----------------|-------|-------|-------|-------|-------|-------|---|---|---|---|---|---|
| | 12 (RB_Pos:0) | 20.78 | 20.83 | 20.73 | 20.69 | 20.82 | 22.00 | - | - | - | - | - | - |
| | 12 (RB_Pos:6) | 20.82 | 20.80 | 20.77 | 20.76 | 20.77 | 22.00 | - | - | - | - | - | - |
| | 12 (RB_Pos:13) | 20.78 | 20.77 | 20.82 | 20.64 | 20.76 | 22.00 | - | - | - | - | - | - |
| | 25 (RB_Pos:0) | 20.81 | 20.60 | 20.78 | 20.73 | 20.84 | 22.00 | - | - | - | - | - | - |

| TDD LTE Band 41_PC2 Power Level A1 | | | | | | | | | | | | | |
|------------------------------------|----------------|-------------|-------|-------|-------|--------------|---------------------|-------|-------|-------|-------|-------|---------------------|
| Bandwidth (MHz) | RB Set | Power (dBm) | | | | | | | | | | | |
| | | QPSK | | | | | Tune up limit (dBm) | 16QAM | | | | | Tune up limit (dBm) |
| | Channel | 39750 | 40185 | 40620 | 41055 | 41490 | | 39750 | 40185 | 40620 | 41055 | 41490 | |
| 20MHz | 1 (RB_Pos:0) | 26.05 | 26.14 | 26.07 | 26.20 | 26.37 | 28.00 | 25.31 | 25.40 | 25.26 | 25.42 | 25.66 | 26.00 |
| | 1 (RB_Pos:50) | 26.46 | 26.57 | 26.59 | 26.62 | 26.77 | 28.00 | 25.69 | 25.78 | 25.74 | 25.79 | 25.39 | 26.00 |
| | 1 (RB_Pos:99) | 26.09 | 26.07 | 26.22 | 26.27 | 26.45 | 28.00 | 25.35 | 25.36 | 25.36 | 25.46 | 25.76 | 26.00 |
| | 50 (RB_Pos:0) | 25.09 | 25.30 | 25.30 | 25.34 | 25.39 | 27.00 | 24.11 | 24.26 | 24.30 | 24.37 | 24.45 | 26.00 |
| | 50 (RB_Pos:25) | 25.14 | 25.28 | 25.28 | 25.37 | 25.44 | 27.00 | 24.14 | 24.29 | 24.31 | 24.35 | 24.48 | 26.00 |
| | 50 (RB_Pos:50) | 25.13 | 25.18 | 25.27 | 25.37 | 25.42 | 27.00 | 24.12 | 24.19 | 24.31 | 24.38 | 24.45 | 26.00 |
| | 100 (RB_Pos:0) | 25.11 | 25.24 | 25.29 | 25.36 | 25.37 | 27.00 | 24.13 | 24.24 | 24.30 | 24.38 | 24.42 | 26.00 |
| | Channel | 64QAM | | | | | | | | | | | |
| | 1 (RB_Pos:0) | 24.29 | 24.29 | 24.12 | 24.40 | 24.52 | 26.00 | - | - | - | - | - | - |
| | 1 (RB_Pos:50) | 24.65 | 24.75 | 24.63 | 24.75 | 24.28 | 26.00 | - | - | - | - | - | - |
| | 1 (RB_Pos:99) | 24.32 | 24.29 | 24.27 | 24.43 | 24.67 | 26.00 | - | - | - | - | - | - |
| | 50 (RB_Pos:0) | 23.16 | 23.14 | 23.17 | 23.22 | 23.32 | 25.00 | - | - | - | - | - | - |
| | 50 (RB_Pos:25) | 23.02 | 23.24 | 23.16 | 23.23 | 23.33 | 25.00 | - | - | - | - | - | - |
| | 50 (RB_Pos:50) | 23.04 | 23.07 | 23.15 | 23.30 | 23.29 | 25.00 | - | - | - | - | - | - |
| 100 (RB_Pos:0) | 23.08 | 23.16 | 23.29 | 23.33 | 23.41 | 25.00 | - | - | - | - | - | - | |
| Bandwidth (MHz) | RB Set | Power (dBm) | | | | | | | | | | | |
| | | QPSK | | | | | Tune up limit (dBm) | 16QAM | | | | | Tune up limit (dBm) |
| | Channel | 39725 | 40160 | 40620 | 41080 | 41515 | | 39725 | 40160 | 40620 | 41080 | 41515 | |
| 15MHz | 1 (RB_Pos:0) | 26.05 | 26.21 | 26.20 | 26.30 | 26.40 | 28.00 | 25.27 | 25.44 | 25.60 | 25.73 | 25.67 | 26.00 |
| | 1 (RB_Pos:38) | 26.20 | 26.30 | 26.39 | 26.43 | 26.55 | 28.00 | 25.42 | 25.56 | 25.75 | 25.81 | 25.82 | 26.00 |
| | 1 (RB_Pos:74) | 26.05 | 26.17 | 26.23 | 26.32 | 26.47 | 28.00 | 25.30 | 25.40 | 25.62 | 25.72 | 25.72 | 26.00 |
| | 36 (RB_Pos:0) | 25.15 | 25.31 | 25.34 | 25.41 | 25.49 | 27.00 | 24.10 | 24.28 | 24.26 | 24.33 | 24.47 | 26.00 |
| | 36 (RB_Pos:20) | 25.21 | 25.35 | 25.41 | 25.43 | 25.52 | 27.00 | 24.17 | 24.29 | 24.34 | 24.43 | 24.49 | 26.00 |
| | 36 (RB_Pos:39) | 25.20 | 25.35 | 25.35 | 25.45 | 25.51 | 27.00 | 24.13 | 24.28 | 24.27 | 24.38 | 24.48 | 26.00 |
| | 75 (RB_Pos:0) | 25.20 | 25.35 | 25.35 | 25.44 | 25.52 | 27.00 | 24.18 | 24.31 | 24.31 | 24.40 | 24.49 | 26.00 |
| | Channel | 64QAM | | | | | | | | | | | |
| | 1 (RB_Pos:0) | 24.16 | 24.30 | 24.58 | 24.70 | 24.53 | 26.00 | - | - | - | - | - | - |
| | 1 (RB_Pos:38) | 24.39 | 24.45 | 24.71 | 24.69 | 24.71 | 26.00 | - | - | - | - | - | - |
| | 1 (RB_Pos:74) | 24.23 | 24.31 | 24.59 | 24.26 | 24.63 | 26.00 | - | - | - | - | - | - |
| | 36 (RB_Pos:0) | 23.18 | 23.15 | 23.11 | 23.31 | 23.34 | 25.00 | - | - | - | - | - | - |
| | 36 (RB_Pos:20) | 23.12 | 23.14 | 23.22 | 23.33 | 23.34 | 25.00 | - | - | - | - | - | - |
| | 36 (RB_Pos:39) | 23.01 | 23.12 | 23.19 | 23.28 | 23.32 | 25.00 | - | - | - | - | - | - |
| 75 (RB_Pos:0) | 23.10 | 23.30 | 23.26 | 23.10 | 23.48 | 25.00 | - | - | - | - | - | - | |

| Bandwidth (MHz) | RB Set | Power (dBm) | | | | | | | | | | | |
|--------------------|----------------|-------------|-------|-------|-------|-------|------------------------------|-------|-------|-------|-------|-------|------------------------------|
| | | QPSK | | | | | Tune up limit (dBm) | 16QAM | | | | | Tune up limit (dBm) |
| | Channel | 39700 | 40135 | 40620 | 41105 | 41540 | | 39700 | 40135 | 40620 | 41105 | 41540 | |
| 10MHz | 1 (RB_Pos:0) | 26.10 | 26.27 | 26.27 | 26.38 | 26.49 | 28.00 | 25.34 | 25.52 | 25.64 | 25.74 | 25.83 | 26.00 |
| | 1 (RB_Pos:25) | 26.46 | 26.59 | 26.61 | 26.74 | 26.65 | 28.00 | 25.66 | 25.80 | 25.99 | 25.87 | 25.55 | 26.00 |
| | 1 (RB_Pos:49) | 26.12 | 26.26 | 26.31 | 26.42 | 26.55 | 28.00 | 25.36 | 25.52 | 25.70 | 25.79 | 25.89 | 26.00 |
| | 25 (RB_Pos:0) | 25.15 | 25.34 | 25.33 | 25.44 | 25.55 | 27.00 | 24.21 | 24.38 | 24.35 | 24.45 | 24.56 | 26.00 |
| | 25 (RB_Pos:12) | 25.24 | 25.38 | 25.36 | 25.48 | 25.57 | 27.00 | 24.24 | 24.43 | 24.36 | 24.48 | 24.60 | 26.00 |
| | 25 (RB_Pos:25) | 25.21 | 25.37 | 25.36 | 25.48 | 25.53 | 27.00 | 24.21 | 24.33 | 24.33 | 24.45 | 24.59 | 26.00 |
| | 50 (RB_Pos:0) | 25.16 | 25.32 | 25.31 | 25.43 | 25.53 | 27.00 | 24.17 | 24.38 | 24.34 | 24.43 | 24.58 | 26.00 |
| | Channel | 64QAM | | | | | | | | | | | |
| | 1 (RB_Pos:0) | 24.32 | 24.41 | 24.53 | 24.60 | 24.81 | 26.00 | - | - | - | - | - | - |
| | 1 (RB_Pos:25) | 24.62 | 24.77 | 24.96 | 24.76 | 24.51 | 26.00 | - | - | - | - | - | - |
| | 1 (RB_Pos:49) | 24.33 | 24.45 | 24.63 | 24.70 | 24.86 | 26.00 | - | - | - | - | - | - |
| | 25 (RB_Pos:0) | 23.06 | 23.26 | 23.23 | 23.32 | 23.41 | 25.00 | - | - | - | - | - | - |
| | 25 (RB_Pos:12) | 23.12 | 23.38 | 23.31 | 23.33 | 23.48 | 25.00 | - | - | - | - | - | - |
| | 25 (RB_Pos:25) | 23.13 | 23.21 | 23.21 | 23.29 | 23.51 | 25.00 | - | - | - | - | - | - |
| 50 (RB_Pos:0) | 23.12 | 23.30 | 23.26 | 23.42 | 23.53 | 25.00 | - | - | - | - | - | - | |
| 5MHz | 1 (RB_Pos:0) | 26.12 | 26.22 | 26.22 | 26.29 | 26.44 | 28.00 | 25.14 | 25.43 | 25.48 | 25.53 | 25.80 | 27.00 |
| | 1 (RB_Pos:13) | 26.02 | 26.31 | 26.33 | 26.40 | 26.55 | 28.00 | 25.22 | 25.52 | 25.58 | 25.68 | 25.87 | 27.00 |
| | 1 (RB_Pos:24) | 26.16 | 26.23 | 26.23 | 26.33 | 26.48 | 28.00 | 25.16 | 25.49 | 25.47 | 25.58 | 25.79 | 27.00 |
| | 12 (RB_Pos:0) | 26.07 | 25.29 | 25.32 | 25.36 | 25.48 | 27.00 | 24.01 | 24.32 | 24.30 | 24.31 | 24.54 | 26.00 |
| | 12 (RB_Pos:6) | 25.05 | 25.34 | 25.38 | 25.41 | 25.56 | 27.00 | 24.07 | 24.36 | 24.36 | 24.40 | 24.67 | 26.00 |
| | 12 (RB_Pos:13) | 25.00 | 25.29 | 25.26 | 25.38 | 25.49 | 27.00 | 24.03 | 24.30 | 24.24 | 24.36 | 24.58 | 26.00 |
| | 25 (RB_Pos:0) | 25.00 | 25.21 | 25.27 | 25.36 | 25.48 | 27.00 | 24.39 | 24.29 | 24.35 | 24.39 | 24.51 | 26.00 |
| | Channel | 64QAM | | | | | | | | | | | |
| | 1 (RB_Pos:0) | 24.12 | 24.32 | 24.34 | 24.51 | 24.66 | 26.00 | - | - | - | - | - | - |
| | 1 (RB_Pos:13) | 24.18 | 24.49 | 24.47 | 24.64 | 24.76 | 26.00 | - | - | - | - | - | - |
| | 1 (RB_Pos:24) | 24.13 | 24.42 | 24.38 | 24.55 | 24.70 | 26.00 | - | - | - | - | - | - |
| | 12 (RB_Pos:0) | 23.36 | 23.20 | 23.17 | 23.16 | 23.41 | 25.00 | - | - | - | - | - | - |
| | 12 (RB_Pos:6) | 23.25 | 23.31 | 23.21 | 23.28 | 23.52 | 25.00 | - | - | - | - | - | - |
| | 12 (RB_Pos:13) | 23.33 | 23.18 | 23.08 | 23.28 | 23.42 | 25.00 | - | - | - | - | - | - |
| 25 (RB_Pos:0) | 23.34 | 23.21 | 23.34 | 23.34 | 23.50 | 25.00 | - | - | - | - | - | - | |

FDD LTE Band 66 Power Level A1

| Bandwidth (MHz) | RB Set Channel | Power (dBm) | | | | | | | |
|--------------------|-------------------|--------------|--------|--------|---------------------------|--------|--------|--------|---------------------------|
| | | QPSK | | | Tune up limit (dBm) | 16QAM | | | Tune up limit (dBm) |
| | | 132072 | 132322 | 132572 | | 132072 | 132322 | 132572 | |
| 20 MHz | 1 (RB_Pos:0) | 24.74 | 24.66 | 24.65 | 25.00 | 23.83 | 23.71 | 23.82 | 24.00 |
| | 1 (RB_Pos:50) | 24.93 | 24.88 | 24.87 | 25.00 | 23.83 | 23.72 | 23.86 | 24.00 |
| | 1 (RB_Pos:99) | 24.59 | 24.60 | 24.46 | 25.00 | 23.79 | 23.99 | 23.86 | 24.00 |
| | 50 (RB_Pos:0) | 23.79 | 23.80 | 23.85 | 24.00 | 22.86 | 22.80 | 22.72 | 24.00 |
| | 50 (RB_Pos:25) | 23.81 | 23.77 | 23.77 | 24.00 | 22.87 | 22.77 | 22.74 | 24.00 |
| | 50 (RB_Pos:50) | 23.76 | 23.60 | 23.60 | 24.00 | 22.80 | 22.66 | 22.56 | 24.00 |
| | 100 (RB_Pos:0) | 23.78 | 23.72 | 23.72 | 24.00 | 22.82 | 22.70 | 22.70 | 23.00 |
| | Channel | 64QAM | | | | | | | |
| | 1 (RB_Pos:0) | 22.72 | 22.57 | 22.80 | 23.00 | - | - | - | - |
| | 1 (RB_Pos:50) | 22.80 | 22.61 | 22.82 | 23.00 | - | - | - | - |
| | 1 (RB_Pos:99) | 22.72 | 22.90 | 22.83 | 23.00 | - | - | - | - |
| | 50 (RB_Pos:0) | 21.74 | 21.67 | 21.57 | 23.00 | - | - | - | - |
| | 50 (RB_Pos:25) | 21.82 | 21.62 | 21.62 | 23.00 | - | - | - | - |
| | 50 (RB_Pos:50) | 21.68 | 21.50 | 21.48 | 23.00 | - | - | - | - |
| | 100 (RB_Pos:0) | 21.74 | 21.69 | 21.65 | 22.00 | - | - | - | - |
| Bandwidth (MHz) | RB Set Channel | Power (dBm) | | | | | | | |
| | | QPSK | | | Tune up limit (dBm) | 16QAM | | | Tune up limit (dBm) |
| | | 132047 | 132322 | 132597 | | 132047 | 132322 | 132597 | |
| 15 MHz | 1 (RB_Pos:0) | 24.78 | 24.69 | 24.77 | 25.00 | 23.67 | 23.82 | 23.81 | 24.00 |
| | 1 (RB_Pos:38) | 24.78 | 24.75 | 24.75 | 25.00 | 23.69 | 23.85 | 23.82 | 24.00 |
| | 1 (RB_Pos:74) | 24.59 | 24.59 | 24.60 | 25.00 | 23.55 | 23.93 | 23.90 | 24.00 |
| | 36 (RB_Pos:0) | 23.98 | 23.80 | 23.92 | 24.00 | 22.87 | 22.79 | 22.82 | 24.00 |
| | 36 (RB_Pos:20) | 23.91 | 23.84 | 23.83 | 24.00 | 22.83 | 22.84 | 22.78 | 24.00 |
| | 36 (RB_Pos:39) | 23.84 | 23.78 | 23.72 | 24.00 | 22.83 | 22.71 | 22.63 | 24.00 |
| | 75 (RB_Pos:0) | 23.87 | 23.85 | 23.82 | 24.00 | 22.80 | 22.76 | 22.74 | 23.00 |
| | Channel | 64QAM | | | | | | | |
| | 1 (RB_Pos:0) | 22.56 | 22.68 | 22.79 | 23.00 | - | - | - | - |
| | 1 (RB_Pos:38) | 22.66 | 22.74 | 22.78 | 23.00 | - | - | - | - |
| | 1 (RB_Pos:74) | 22.48 | 22.84 | 22.87 | 23.00 | - | - | - | - |
| | 36 (RB_Pos:0) | 21.75 | 21.66 | 21.67 | 23.00 | - | - | - | - |
| | 36 (RB_Pos:20) | 21.78 | 21.69 | 21.66 | 23.00 | - | - | - | - |
| | 36 (RB_Pos:39) | 21.71 | 21.55 | 21.55 | 23.00 | - | - | - | - |
| | 75 (RB_Pos:0) | 21.72 | 21.75 | 21.69 | 22.00 | - | - | - | - |
| Bandwidth (MHz) | RB Set Channel | Power (dBm) | | | | | | | |
| | | QPSK | | | Tune up limit (dBm) | 16QAM | | | Tune up limit (dBm) |
| | | 132022 | 132322 | 132622 | | 132022 | 132322 | 132622 | |
| 10 MHz | 1 (RB_Pos:0) | 24.77 | 24.71 | 24.70 | 25.00 | 23.71 | 23.73 | 23.74 | 24.00 |
| | 1 (RB_Pos:25) | 24.95 | 24.86 | 24.86 | 25.00 | 23.82 | 23.77 | 23.79 | 24.00 |
| | 1 (RB_Pos:49) | 24.71 | 24.62 | 24.67 | 25.00 | 23.67 | 23.81 | 23.61 | 24.00 |

| | | | | | | | | | |
|--------------------|--------------------|-------------|---------------------------|--------|---------------------------|--------|---------------------------|--------|---------------------------|
| | 25 (RB_Pos:0) | 23.89 | 23.74 | 23.80 | 24.00 | 22.87 | 22.77 | 22.90 | 24.00 |
| | 25 (RB_Pos:12) | 23.81 | 23.72 | 23.74 | 24.00 | 22.83 | 22.70 | 22.84 | 24.00 |
| | 25 (RB_Pos:25) | 23.82 | 23.70 | 23.64 | 24.00 | 22.79 | 22.73 | 22.70 | 24.00 |
| | 50 (RB_Pos:0) | 23.86 | 23.72 | 23.71 | 24.00 | 22.80 | 22.76 | 22.75 | 23.00 |
| | Channel | 64QAM | | | | | | | |
| | 1 (RB_Pos:0) | 22.60 | 22.59 | 22.72 | 23.00 | - | - | - | - |
| | 1 (RB_Pos:25) | 22.79 | 22.66 | 22.75 | 23.00 | - | - | - | - |
| | 1 (RB_Pos:49) | 22.60 | 22.72 | 22.58 | 23.00 | - | - | - | - |
| | 25 (RB_Pos:0) | 21.75 | 21.64 | 21.75 | 23.00 | - | - | - | - |
| | 25 (RB_Pos:12) | 21.78 | 21.55 | 21.72 | 23.00 | - | - | - | - |
| | 25 (RB_Pos:25) | 21.67 | 21.57 | 21.62 | 23.00 | - | - | - | - |
| | 50 (RB_Pos:0) | 21.72 | 21.75 | 21.70 | 22.00 | - | - | - | - |
| | Bandwidth (MHz) | RB Set | Power (dBm) | | | | | | |
| QPSK | | | Tune up limit (dBm) | 16QAM | | | Tune up limit (dBm) | | |
| Channel | | 131997 | | 132322 | 132647 | 131997 | | 132322 | 132647 |
| 5 MHz | 1 (RB_Pos:0) | 24.76 | 24.61 | 24.60 | 25.00 | 23.87 | 23.81 | 23.71 | 24.00 |
| | 1 (RB_Pos:13) | 24.84 | 24.75 | 24.71 | 25.00 | 23.97 | 23.82 | 23.80 | 24.00 |
| | 1 (RB_Pos:24) | 24.69 | 24.58 | 24.59 | 25.00 | 23.85 | 23.75 | 23.62 | 24.00 |
| | 12 (RB_Pos:0) | 23.84 | 23.67 | 23.68 | 25.00 | 22.92 | 22.81 | 22.72 | 24.00 |
| | 12 (RB_Pos:6) | 23.91 | 23.73 | 23.73 | 25.00 | 22.95 | 22.83 | 22.76 | 24.00 |
| | 12 (RB_Pos:13) | 23.78 | 23.67 | 23.66 | 25.00 | 22.85 | 22.77 | 22.68 | 24.00 |
| | 25 (RB_Pos:0) | 23.86 | 23.68 | 23.69 | 24.00 | 22.83 | 22.76 | 22.65 | 23.00 |
| | Channel | 64QAM | | | | | | | |
| | 1 (RB_Pos:0) | 22.76 | 22.67 | 22.69 | 23.00 | - | - | - | - |
| | 1 (RB_Pos:13) | 22.94 | 22.71 | 22.76 | 23.00 | - | - | - | - |
| | 1 (RB_Pos:24) | 22.78 | 22.66 | 22.59 | 23.00 | - | - | - | - |
| | 12 (RB_Pos:0) | 21.80 | 21.68 | 21.57 | 23.00 | - | - | - | - |
| | 12 (RB_Pos:6) | 21.90 | 21.68 | 21.64 | 23.00 | - | - | - | - |
| 12 (RB_Pos:13) | 21.73 | 21.61 | 21.60 | 23.00 | - | - | - | - | |
| 25 (RB_Pos:0) | 21.75 | 21.75 | 21.60 | 22.00 | - | - | - | - | |
| Bandwidth (MHz) | RB Set | Power (dBm) | | | | | | | |
| | | QPSK | | | Tune up limit (dBm) | 16QAM | | | Tune up limit (dBm) |
| | Channel | 131987 | 132322 | 132657 | | 131987 | 132322 | 132657 | |
| 3 MHz | 1 (RB_Pos:0) | 24.87 | 24.71 | 24.74 | 25.00 | 23.75 | 23.93 | 23.68 | 24.00 |
| | 1 (RB_Pos:8) | 24.85 | 24.74 | 24.74 | 25.00 | 23.72 | 23.92 | 23.69 | 24.00 |
| | 1 (RB_Pos:14) | 24.78 | 24.69 | 24.71 | 25.00 | 23.64 | 23.93 | 23.66 | 24.00 |
| | 8 (RB_Pos:0) | 23.87 | 23.72 | 23.73 | 25.00 | 22.93 | 22.78 | 22.76 | 24.00 |
| | 8 (RB_Pos:3) | 23.93 | 23.75 | 23.76 | 25.00 | 22.97 | 22.83 | 22.77 | 24.00 |
| | 8 (RB_Pos:7) | 23.88 | 23.72 | 23.69 | 25.00 | 22.93 | 22.77 | 22.72 | 24.00 |
| | 15 (RB_Pos:0) | 23.84 | 23.69 | 23.71 | 24.00 | 22.84 | 22.71 | 22.65 | 23.00 |
| | Channel | 64QAM | | | | | | | |
| | 1 (RB_Pos:0) | 22.64 | 22.79 | 22.66 | 23.00 | - | - | - | - |
| | 1 (RB_Pos:8) | 22.69 | 22.81 | 22.65 | 23.00 | - | - | - | - |
| 1 (RB_Pos:14) | 22.57 | 22.84 | 22.63 | 23.00 | - | - | - | - | |

| | 8 (RB_Pos:0) | 21.81 | 21.65 | 21.61 | 23.00 | - | - | - | - |
|--------------------|---------------|-------------|--------|--------|---------------------------|--------|--------|--------|---------------------------|
| | 8 (RB_Pos:3) | 21.92 | 21.68 | 21.65 | 23.00 | - | - | - | - |
| | 8 (RB_Pos:7) | 21.81 | 21.61 | 21.64 | 23.00 | - | - | - | - |
| | 15 (RB_Pos:0) | 21.76 | 21.70 | 21.60 | 22.00 | - | - | - | - |
| Bandwidth (MHz) | RB Set | Power (dBm) | | | | | | | |
| | | QPSK | | | Tune up limit (dBm) | 16QAM | | | Tune up limit (dBm) |
| | Channel | 131979 | 132322 | 132665 | | 131979 | 132322 | 132665 | |
| 1.4 MHz | 1 (RB_Pos:0) | 24.76 | 24.69 | 24.71 | 25.00 | 23.82 | 24.00 | 23.64 | 24.00 |
| | 1 (RB_Pos:3) | 24.88 | 24.83 | 24.83 | 25.00 | 23.81 | 23.91 | 23.81 | 24.00 |
| | 1 (RB_Pos:5) | 24.78 | 24.67 | 24.66 | 25.00 | 23.83 | 23.98 | 23.67 | 24.00 |
| | 3 (RB_Pos:0) | 24.83 | 24.73 | 24.75 | 25.00 | 23.79 | 23.90 | 23.85 | 24.00 |
| | 3 (RB_Pos:1) | 24.87 | 24.79 | 24.78 | 25.00 | 23.85 | 23.91 | 23.87 | 24.00 |
| | 3 (RB_Pos:3) | 24.81 | 24.75 | 24.78 | 25.00 | 23.83 | 23.88 | 23.86 | 24.00 |
| | 6 (RB_Pos:0) | 23.86 | 23.74 | 23.72 | 24.00 | 22.98 | 22.61 | 22.88 | 23.00 |
| | Channel | 64QAM | | | | | | | |
| | 1 (RB_Pos:0) | 22.71 | 22.86 | 22.62 | 23.00 | - | - | - | - |
| | 1 (RB_Pos:3) | 22.78 | 22.80 | 22.77 | 23.00 | - | - | - | - |
| | 1 (RB_Pos:5) | 22.76 | 22.89 | 22.64 | 23.00 | - | - | - | - |
| | 3 (RB_Pos:0) | 22.67 | 22.77 | 22.70 | 23.00 | - | - | - | - |
| | 3 (RB_Pos:1) | 22.80 | 22.76 | 22.75 | 23.00 | - | - | - | - |
| | 3 (RB_Pos:3) | 22.71 | 22.72 | 22.78 | 23.00 | - | - | - | - |
| 6 (RB_Pos:0) | 21.90 | 21.60 | 21.83 | 22.00 | - | - | - | - | |

FDD LTE Band 66 Power Level B1

| Bandwidth (MHz) | RB Set | Power (dBm) | | | | | | | |
|--------------------|----------------|-------------|--------------|--------|---------------------------|--------|--------|--------|---------------------------|
| | | QPSK | | | Tune up limit (dBm) | 16QAM | | | Tune up limit (dBm) |
| | Channel | 132072 | 132322 | 132572 | | 132072 | 132322 | 132572 | |
| 20 MHz | 1 (RB_Pos:0) | 21.85 | 21.72 | 21.70 | 22.00 | 20.32 | 20.23 | 20.18 | 21.00 |
| | 1 (RB_Pos:50) | 21.93 | 21.96 | 21.95 | 22.00 | 20.47 | 20.44 | 20.45 | 21.00 |
| | 1 (RB_Pos:99) | 21.68 | 21.71 | 21.64 | 22.00 | 20.16 | 20.19 | 20.10 | 21.00 |
| | 50 (RB_Pos:0) | 20.81 | 20.81 | 20.90 | 21.00 | 19.86 | 19.85 | 19.92 | 20.00 |
| | 50 (RB_Pos:25) | 20.84 | 20.86 | 20.89 | 21.00 | 19.84 | 19.79 | 19.88 | 20.00 |
| | 50 (RB_Pos:50) | 20.75 | 20.73 | 20.77 | 21.00 | 19.78 | 19.74 | 19.74 | 20.00 |
| | 100 (RB_Pos:0) | 20.81 | 20.78 | 20.85 | 21.00 | 19.87 | 19.80 | 19.86 | 20.00 |
| | Channel | 64QAM | | | | | | | |
| | 1 (RB_Pos:0) | 19.21 | 19.09 | 19.16 | 20.00 | - | - | - | - |
| | 1 (RB_Pos:50) | 19.44 | 19.33 | 19.41 | 20.00 | - | - | - | - |
| | 1 (RB_Pos:99) | 19.09 | 19.10 | 19.07 | 20.00 | - | - | - | - |
| | 50 (RB_Pos:0) | 18.74 | 18.72 | 18.77 | 19.00 | - | - | - | - |
| | 50 (RB_Pos:25) | 18.79 | 18.64 | 18.76 | 19.00 | - | - | - | - |
| | 50 (RB_Pos:50) | 18.66 | 18.58 | 18.66 | 19.00 | - | - | - | - |
| | 100 (RB_Pos:0) | 18.79 | 18.79 | 18.81 | 19.00 | - | - | - | - |
| Bandwidth (MHz) | RB Set | Power (dBm) | | | | | | | |
| | | QPSK | | | Tune up limit (dBm) | 16QAM | | | Tune up limit (dBm) |
| | Channel | 132047 | 132322 | 132597 | | 132047 | 132322 | 132597 | |
| 15 MHz | 1 (RB_Pos:0) | 21.87 | 21.80 | 21.78 | 22.00 | 20.79 | 19.93 | 19.96 | 21.00 |
| | 1 (RB_Pos:38) | 21.84 | 21.80 | 21.84 | 22.00 | 20.77 | 19.86 | 19.93 | 21.00 |
| | 1 (RB_Pos:74) | 21.62 | 21.72 | 21.71 | 22.00 | 20.60 | 19.82 | 19.89 | 21.00 |
| | 36 (RB_Pos:0) | 20.86 | 20.81 | 20.91 | 21.00 | 19.86 | 19.86 | 19.88 | 20.00 |
| | 36 (RB_Pos:20) | 20.87 | 20.86 | 20.95 | 21.00 | 19.83 | 19.92 | 19.91 | 20.00 |
| | 36 (RB_Pos:39) | 20.82 | 20.78 | 20.88 | 21.00 | 19.78 | 19.83 | 19.82 | 20.00 |
| | 75 (RB_Pos:0) | 20.84 | 20.81 | 20.93 | 21.00 | 19.86 | 19.81 | 19.89 | 20.00 |
| | Channel | 64QAM | | | | | | | |
| | 1 (RB_Pos:0) | 19.68 | 19.96 | 19.86 | 20.00 | - | - | - | - |
| | 1 (RB_Pos:38) | 19.74 | 19.89 | 19.64 | 20.00 | - | - | - | - |
| | 1 (RB_Pos:74) | 19.53 | 19.92 | 19.88 | 20.00 | - | - | - | - |
| | 36 (RB_Pos:0) | 18.74 | 18.73 | 18.73 | 19.00 | - | - | - | - |
| | 36 (RB_Pos:20) | 18.78 | 18.77 | 18.79 | 19.00 | - | - | - | - |
| | 36 (RB_Pos:39) | 18.66 | 18.67 | 18.74 | 19.00 | - | - | - | - |
| | 75 (RB_Pos:0) | 18.78 | 18.80 | 18.84 | 19.00 | - | - | - | - |
| Bandwidth (MHz) | RB Set | Power (dBm) | | | | | | | |
| | | QPSK | | | Tune up limit (dBm) | 16QAM | | | Tune up limit (dBm) |
| | Channel | 132022 | 132322 | 132622 | | 132022 | 132322 | 132622 | |
| 10 MHz | 1 (RB_Pos:0) | 21.86 | 21.79 | 21.82 | 22.00 | 20.83 | 20.88 | 20.95 | 21.00 |
| | 1 (RB_Pos:25) | 21.74 | 21.92 | 21.89 | 22.00 | 20.94 | 19.93 | 19.82 | 21.00 |
| | 1 (RB_Pos:49) | 21.73 | 21.75 | 21.77 | 22.00 | 20.73 | 20.93 | 20.87 | 21.00 |

| | | | | | | | | | |
|--------------------|----------------|-------------|--------|--------|---------------------------|--------|--------|--------|---------------------------|
| | 25 (RB_Pos:0) | 20.87 | 20.79 | 20.94 | 21.00 | 19.87 | 19.90 | 19.93 | 20.00 |
| | 25 (RB_Pos:12) | 20.88 | 20.83 | 20.88 | 21.00 | 19.90 | 19.87 | 19.99 | 20.00 |
| | 25 (RB_Pos:25) | 20.84 | 20.80 | 20.86 | 21.00 | 19.86 | 19.86 | 19.96 | 20.00 |
| | 50 (RB_Pos:0) | 20.87 | 20.82 | 20.92 | 21.00 | 19.87 | 19.84 | 19.97 | 20.00 |
| | Channel | 64QAM | | | | | | | |
| | 1 (RB_Pos:0) | 19.72 | 19.73 | 19.93 | 20.00 | - | - | - | - |
| | 1 (RB_Pos:25) | 19.91 | 19.78 | 19.55 | 20.00 | - | - | - | - |
| | 1 (RB_Pos:49) | 19.66 | 19.82 | 19.84 | 20.00 | - | - | - | - |
| | 25 (RB_Pos:0) | 18.75 | 18.77 | 18.90 | 19.00 | - | - | - | - |
| | 25 (RB_Pos:12) | 18.85 | 18.72 | 18.87 | 19.00 | - | - | - | - |
| | 25 (RB_Pos:25) | 18.74 | 18.70 | 18.88 | 19.00 | - | - | - | - |
| | 50 (RB_Pos:0) | 18.79 | 18.83 | 18.92 | 19.00 | - | - | - | - |
| Bandwidth (MHz) | RB Set | Power (dBm) | | | | | | | |
| | | QPSK | | | Tune up limit (dBm) | 16QAM | | | Tune up limit (dBm) |
| | Channel | 131997 | 132322 | 132647 | | 131997 | 132322 | 132647 | |
| 5 MHz | 1 (RB_Pos:0) | 21.81 | 21.70 | 21.72 | 22.00 | 20.97 | 19.82 | 20.93 | 21.00 |
| | 1 (RB_Pos:13) | 21.93 | 21.80 | 21.86 | 22.00 | 19.93 | 19.87 | 19.86 | 21.00 |
| | 1 (RB_Pos:24) | 21.73 | 21.69 | 21.72 | 22.00 | 20.95 | 19.90 | 20.91 | 21.00 |
| | 12 (RB_Pos:0) | 20.83 | 20.76 | 20.88 | 21.00 | 19.86 | 19.89 | 19.90 | 20.00 |
| | 12 (RB_Pos:6) | 20.89 | 20.81 | 20.91 | 21.00 | 19.96 | 19.96 | 19.95 | 20.00 |
| | 12 (RB_Pos:13) | 20.83 | 20.76 | 20.80 | 21.00 | 19.93 | 19.90 | 19.87 | 20.00 |
| | 25 (RB_Pos:0) | 20.85 | 20.75 | 20.82 | 21.00 | 19.89 | 19.84 | 19.82 | 20.00 |
| | Channel | 64QAM | | | | | | | |
| | 1 (RB_Pos:0) | 19.86 | 19.66 | 19.91 | 20.00 | - | - | - | - |
| | 1 (RB_Pos:13) | 19.64 | 19.84 | 19.98 | 20.00 | - | - | - | - |
| | 1 (RB_Pos:24) | 19.88 | 19.71 | 19.88 | 20.00 | - | - | - | - |
| | 12 (RB_Pos:0) | 18.74 | 18.76 | 18.75 | 19.00 | - | - | - | - |
| | 12 (RB_Pos:6) | 18.91 | 18.81 | 18.83 | 19.00 | - | - | - | - |
| 12 (RB_Pos:13) | 18.81 | 18.74 | 18.79 | 19.00 | - | - | - | - | |
| 25 (RB_Pos:0) | 18.81 | 18.83 | 18.77 | 19.00 | - | - | - | - | |
| Bandwidth (MHz) | RB Set | Power (dBm) | | | | | | | |
| | | QPSK | | | Tune up limit (dBm) | 16QAM | | | Tune up limit (dBm) |
| | Channel | 131987 | 132322 | 132657 | | 131987 | 132322 | 132657 | |
| 3 MHz | 1 (RB_Pos:0) | 21.88 | 21.78 | 21.87 | 22.00 | 20.82 | 20.79 | 20.94 | 21.00 |
| | 1 (RB_Pos:8) | 21.86 | 21.81 | 21.81 | 22.00 | 20.81 | 20.88 | 20.89 | 21.00 |
| | 1 (RB_Pos:14) | 21.80 | 21.76 | 21.83 | 22.00 | 20.80 | 20.71 | 20.90 | 21.00 |
| | 8 (RB_Pos:0) | 20.87 | 20.77 | 20.88 | 21.00 | 19.84 | 19.88 | 19.89 | 20.00 |
| | 8 (RB_Pos:3) | 20.92 | 20.77 | 20.90 | 21.00 | 19.82 | 19.90 | 19.93 | 20.00 |
| | 8 (RB_Pos:7) | 20.84 | 20.79 | 20.85 | 21.00 | 19.98 | 19.85 | 19.86 | 20.00 |
| | 15 (RB_Pos:0) | 20.83 | 20.78 | 20.87 | 21.00 | 19.88 | 19.78 | 19.82 | 20.00 |
| | Channel | 64QAM | | | | | | | |
| | 1 (RB_Pos:0) | 19.71 | 19.86 | 19.92 | 20.00 | - | - | - | - |
| | 1 (RB_Pos:8) | 19.78 | 19.55 | 19.85 | 20.00 | - | - | - | - |
| 1 (RB_Pos:14) | 19.73 | 19.75 | 19.87 | 20.00 | - | - | - | - | |

| Bandwidth (MHz) | RB Set | Power (dBm) | | | | | | | |
|-----------------|---------------|-------------|--------|--------|---------------------|--------|--------|--------|---------------------|
| | | QPSK | | | Tune up limit (dBm) | 16QAM | | | Tune up limit (dBm) |
| | | Channel | 131979 | 132322 | | 132665 | 131979 | 132322 | |
| 1.4 MHz | 8 (RB_Pos:0) | 18.90 | 18.75 | 18.74 | 19.00 | - | - | - | - |
| | 8 (RB_Pos:3) | 18.97 | 18.75 | 18.81 | 19.00 | - | - | - | - |
| | 8 (RB_Pos:7) | 18.86 | 18.69 | 18.78 | 19.00 | - | - | - | - |
| | 15 (RB_Pos:0) | 18.80 | 18.77 | 18.77 | 19.00 | - | - | - | - |
| | 1 (RB_Pos:0) | 21.76 | 21.75 | 21.77 | 22.00 | 20.95 | 20.86 | 20.84 | 21.00 |
| | 1 (RB_Pos:3) | 21.95 | 21.88 | 21.91 | 22.00 | 20.82 | 20.79 | 20.75 | 21.00 |
| | 1 (RB_Pos:5) | 21.78 | 21.78 | 21.75 | 22.00 | 20.93 | 20.84 | 20.88 | 21.00 |
| | 3 (RB_Pos:0) | 21.91 | 21.82 | 21.88 | 22.00 | 20.93 | 20.82 | 20.88 | 21.00 |
| | 3 (RB_Pos:1) | 21.87 | 21.88 | 21.94 | 22.00 | 20.96 | 20.73 | 20.72 | 21.00 |
| | 3 (RB_Pos:3) | 21.91 | 21.83 | 21.93 | 22.00 | 20.94 | 20.77 | 20.71 | 21.00 |
| | 6 (RB_Pos:0) | 20.87 | 20.75 | 20.87 | 21.00 | 19.67 | 19.72 | 19.55 | 20.00 |
| | Channel | 64QAM | | | | | | | |
| | 1 (RB_Pos:0) | 19.84 | 19.72 | 19.82 | 20.00 | - | - | - | - |
| | 1 (RB_Pos:3) | 19.79 | 19.78 | 19.81 | 20.00 | - | - | - | - |
| | 1 (RB_Pos:5) | 19.86 | 19.75 | 19.85 | 20.00 | - | - | - | - |
| | 3 (RB_Pos:0) | 19.81 | 19.91 | 19.93 | 20.00 | - | - | - | - |
| 3 (RB_Pos:1) | 19.91 | 19.89 | 19.85 | 20.00 | - | - | - | - | |
| 3 (RB_Pos:3) | 19.82 | 19.87 | 19.82 | 20.00 | - | - | - | - | |
| 6 (RB_Pos:0) | 18.99 | 18.71 | 19.00 | 19.00 | - | - | - | - | |

| FDD LTE Band 71 Power Level A1 | | | | | | | | | |
|--------------------------------|----------------|-------------|--------------|--------|---------------------|--------|--------|--------|---------------------|
| Bandwidth (MHz) | RB Set | Power (dBm) | | | | | | | |
| | | QPSK | | | Tune up limit (dBm) | 16QAM | | | Tune up limit (dBm) |
| | | Channel | 133222 | 133322 | | 133372 | 133222 | 133322 | |
| 20 MHz | 1 (RB_Pos:0) | 23.77 | 23.83 | 23.77 | 25.00 | 23.24 | 23.23 | 23.17 | 24.00 |
| | 1 (RB_Pos:50) | 24.09 | 24.15 | 24.13 | 25.00 | 23.57 | 23.50 | 23.41 | 24.00 |
| | 1 (RB_Pos:99) | 23.79 | 23.81 | 23.79 | 25.00 | 23.30 | 23.22 | 23.19 | 24.00 |
| | 50 (RB_Pos:0) | 22.82 | 22.94 | 22.89 | 24.00 | 21.85 | 21.99 | 21.86 | 23.00 |
| | 50 (RB_Pos:25) | 22.89 | 22.92 | 22.91 | 24.00 | 21.96 | 21.95 | 21.94 | 23.00 |
| | 50 (RB_Pos:50) | 22.86 | 22.91 | 22.85 | 24.00 | 21.89 | 21.94 | 21.89 | 23.00 |
| | 100 (RB_Pos:0) | 22.87 | 22.89 | 22.88 | 24.00 | 21.89 | 21.91 | 21.92 | 23.00 |
| | Channel | 64QAM | | | | | | | |
| | 1 (RB_Pos:0) | 22.13 | 22.09 | 22.15 | 23.00 | - | - | - | - |
| | 1 (RB_Pos:50) | 22.54 | 22.39 | 22.37 | 23.00 | - | - | - | - |
| | 1 (RB_Pos:99) | 22.23 | 22.13 | 22.16 | 23.00 | - | - | - | - |
| | 50 (RB_Pos:0) | 20.73 | 20.86 | 20.71 | 22.00 | - | - | - | - |
| | 50 (RB_Pos:25) | 20.91 | 20.80 | 20.82 | 22.00 | - | - | - | - |
| | 50 (RB_Pos:50) | 20.77 | 20.78 | 20.81 | 22.00 | - | - | - | - |
| | 100 (RB_Pos:0) | 20.81 | 20.90 | 20.87 | 22.00 | - | - | - | - |

| Bandwidth (MHz) | RB Set | Power (dBm) | | | | | | | |
|--------------------|----------------|-------------|--------|--------|---------------------------|--------|--------|--------|---------------------------|
| | | QPSK | | | Tune up limit (dBm) | 16QAM | | | Tune up limit (dBm) |
| | Channel | 132047 | 132322 | 132597 | | 132047 | 132322 | 132597 | |
| 15 MHz | 1 (RB_Pos:0) | 23.84 | 23.85 | 23.81 | 25.00 | 22.72 | 23.22 | 23.25 | 24.00 |
| | 1 (RB_Pos:38) | 23.89 | 23.95 | 23.93 | 25.00 | 22.82 | 23.27 | 23.35 | 24.00 |
| | 1 (RB_Pos:74) | 23.87 | 23.83 | 23.87 | 25.00 | 22.76 | 23.16 | 23.26 | 24.00 |
| | 36 (RB_Pos:0) | 22.93 | 22.99 | 22.94 | 24.00 | 21.88 | 22.01 | 21.90 | 23.00 |
| | 36 (RB_Pos:20) | 23.04 | 23.00 | 22.97 | 24.00 | 22.01 | 22.05 | 21.94 | 23.00 |
| | 36 (RB_Pos:39) | 23.00 | 22.96 | 22.96 | 24.00 | 21.92 | 22.00 | 21.93 | 23.00 |
| | 75 (RB_Pos:0) | 22.94 | 22.97 | 22.93 | 24.00 | 21.90 | 21.99 | 21.92 | 23.00 |
| | Channel | 64QAM | | | | | | | |
| | 1 (RB_Pos:0) | 21.61 | 22.08 | 22.23 | 23.00 | - | - | - | - |
| | 1 (RB_Pos:38) | 21.79 | 22.16 | 22.31 | 23.00 | - | - | - | - |
| | 1 (RB_Pos:74) | 21.69 | 22.07 | 22.23 | 23.00 | - | - | - | - |
| | 36 (RB_Pos:0) | 20.76 | 20.88 | 20.75 | 22.00 | - | - | - | - |
| | 36 (RB_Pos:20) | 20.96 | 20.90 | 20.82 | 22.00 | - | - | - | - |
| | 36 (RB_Pos:39) | 20.80 | 20.84 | 20.85 | 22.00 | - | - | - | - |
| | 75 (RB_Pos:0) | 20.82 | 20.98 | 20.87 | 22.00 | - | - | - | - |
| Bandwidth (MHz) | RB Set | Power (dBm) | | | | | | | |
| | | QPSK | | | Tune up limit (dBm) | 16QAM | | | Tune up limit (dBm) |
| | Channel | 132022 | 132322 | 132622 | | 132022 | 132322 | 132622 | |
| 10 MHz | 1 (RB_Pos:0) | 23.92 | 23.94 | 23.87 | 25.00 | 22.78 | 23.23 | 22.87 | 24.00 |
| | 1 (RB_Pos:25) | 24.13 | 24.07 | 24.05 | 25.00 | 23.03 | 23.40 | 23.12 | 24.00 |
| | 1 (RB_Pos:49) | 23.87 | 23.94 | 23.98 | 25.00 | 22.83 | 23.26 | 22.96 | 24.00 |
| | 25 (RB_Pos:0) | 22.92 | 22.97 | 23.00 | 24.00 | 21.91 | 22.02 | 22.11 | 23.00 |
| | 25 (RB_Pos:12) | 22.97 | 23.02 | 22.95 | 24.00 | 21.98 | 22.04 | 22.10 | 23.00 |
| | 25 (RB_Pos:25) | 23.01 | 22.97 | 22.96 | 24.00 | 22.03 | 22.03 | 22.06 | 23.00 |
| | 50 (RB_Pos:0) | 22.96 | 23.01 | 23.00 | 24.00 | 21.97 | 22.05 | 22.04 | 23.00 |
| | Channel | 64QAM | | | | | | | |
| | 1 (RB_Pos:0) | 21.67 | 22.09 | 21.85 | 23.00 | - | - | - | - |
| | 1 (RB_Pos:25) | 22.00 | 22.29 | 22.08 | 23.00 | - | - | - | - |
| | 1 (RB_Pos:49) | 21.76 | 22.17 | 21.93 | 23.00 | - | - | - | - |
| | 25 (RB_Pos:0) | 20.79 | 20.89 | 20.96 | 22.00 | - | - | - | - |
| | 25 (RB_Pos:12) | 20.93 | 20.89 | 20.98 | 22.00 | - | - | - | - |
| | 25 (RB_Pos:25) | 20.91 | 20.87 | 20.98 | 22.00 | - | - | - | - |
| | 50 (RB_Pos:0) | 20.89 | 21.04 | 20.99 | 22.00 | - | - | - | - |
| Bandwidth (MHz) | RB Set | Power (dBm) | | | | | | | |
| | | QPSK | | | Tune up limit (dBm) | 16QAM | | | Tune up limit (dBm) |
| | Channel | 131997 | 132322 | 132647 | | 131997 | 132322 | 132647 | |
| 5 MHz | 1 (RB_Pos:0) | 23.86 | 23.89 | 23.82 | 25.00 | 23.27 | 23.00 | 22.99 | 24.00 |
| | 1 (RB_Pos:13) | 23.99 | 23.95 | 23.93 | 25.00 | 23.41 | 23.07 | 23.14 | 24.00 |
| | 1 (RB_Pos:24) | 23.90 | 23.88 | 23.85 | 25.00 | 23.38 | 22.98 | 23.01 | 24.00 |
| | 12 (RB_Pos:0) | 22.87 | 22.93 | 22.92 | 24.00 | 22.00 | 21.96 | 21.97 | 23.00 |

| | | | | | | | | | |
|--|----------------|-------|-------|-------|-------|-------|-------|-------|-------|
| | 12 (RB_Pos:6) | 23.00 | 23.04 | 23.00 | 24.00 | 22.12 | 22.04 | 22.08 | 23.00 |
| | 12 (RB_Pos:13) | 22.94 | 22.94 | 22.92 | 24.00 | 22.06 | 21.93 | 21.99 | 23.00 |
| | 25 (RB_Pos:0) | 22.91 | 22.97 | 22.91 | 24.00 | 21.96 | 21.90 | 21.96 | 23.00 |
| | Channel | 64QAM | | | | | | | |
| | 1 (RB_Pos:0) | 22.16 | 21.86 | 21.97 | 23.00 | - | - | - | - |
| | 1 (RB_Pos:13) | 22.38 | 21.96 | 22.10 | 23.00 | - | - | - | - |
| | 1 (RB_Pos:24) | 22.31 | 21.89 | 21.98 | 23.00 | - | - | - | - |
| | 12 (RB_Pos:0) | 20.88 | 20.83 | 20.82 | 22.00 | - | - | - | - |
| | 12 (RB_Pos:6) | 21.07 | 20.89 | 20.96 | 22.00 | - | - | - | - |
| | 12 (RB_Pos:13) | 20.94 | 20.77 | 20.91 | 22.00 | - | - | - | - |
| | 25 (RB_Pos:0) | 20.88 | 20.89 | 20.91 | 22.00 | - | - | - | - |

8.4 Intra-Band Uplink CA

| LTE Uplink 2CA_Band 41-Power Level A1-ANT2 | | | | | | | | | | |
|--|-------|-----------|------------|------|------|------|------|---------------|---------------------|-------------------------|
| Combination 20MHz+20MHz(100RB+100RB) | | | | | | | | | | |
| PCC | SCC | Bandwidth | Modulation | PCC | | SCC | | Total RB Size | Measured Power(dBm) | Max. tune-up power(dBm) |
| | | | | RB | RB | RB | RB | | | |
| | | | | Size | Pos. | Size | Pos. | | | |
| 39750 | 39948 | 20 | QPSK | 1 | High | 1 | Low | 2 | 23.79 | 25.00 |
| 40185 | 40383 | 20 | QPSK | 1 | High | 1 | Low | 2 | 24.01 | 25.00 |
| 40620 | 40818 | 20 | QPSK | 1 | High | 1 | Low | 2 | 24.15 | 25.00 |
| 41055 | 40857 | 20 | QPSK | 1 | Low | 1 | High | 2 | 23.98 | 25.00 |
| 41490 | 41292 | 20 | QPSK | 1 | Low | 1 | High | 2 | 24.38 | 25.00 |

8.5 Power Confirmation for SAR test Exclusion for LTE Downlink CA

8.5.1 DL CA Power (Normal Power)

| The conducted power measurement results of downlink LTE CA Conducted Power are as below(Normal Power): | | | | | | | | | | | | | |
|--|----------|---------------|----------------|------------------|----------------|------------------|----------------|----------------|----------|---------------|---------------|------------------------|--------------------------------|
| DL LTE CA Clas | PCC | | | | | | | | SCC | | | Power | |
| | PCC Band | PCC Bandwidth | PCC UL RB size | PCC UL RB offset | PCC DL RB size | PCC DL RB offset | PCC UL Channel | PCC DL Channel | SCC Band | SCC Bandwidth | SCC DL Chanel | Rel 8 LTETx Power(dBm) | Rel 10 DL LTE CA TX Power(dBm) |
| 41C PC2 | 41 | 20 | 1 | 50 | 100 | 0 | 41490 | 41490 | 41 | 20 | 41253 | 26.77 | 24.12 |
| 41A-41A PC2 | 41 | 20 | 1 | 50 | 100 | 0 | 41490 | 41490 | 41 | 20 | 39675 | 26.77 | 24.13 |
| 41C PC3 | 41 | 10 | 1 | 25 | 50 | 0 | 41540 | 41540 | 41 | 20 | 41253 | 24.79 | 24.11 |
| 41A-41A PC3 | 41 | 10 | 1 | 25 | 50 | 0 | 41540 | 41540 | 41 | 20 | 39675 | 24.79 | 24.09 |
| 66C | 66 | 20 | 1 | 50 | 100 | 0 | 132072 | 66536 | 66 | 20 | 66838 | 24.93 | 24.63 |
| 66B | 66 | 10 | 1 | 25 | 50 | 0 | 132022 | 66486 | 66 | 10 | 66987 | 24.95 | 24.41 |
| 66A-5A | 66 | 3 | 1 | 0 | 15 | 0 | 131987 | 66451 | 5 | 10 | 2525 | 24.87 | 24.37 |
| 66A-12A | 66 | 3 | 1 | 0 | 15 | 0 | 131987 | 66451 | 12 | 10 | 5095 | 24.87 | 24.33 |
| 66A-71A | 66 | 3 | 1 | 0 | 15 | 0 | 131987 | 66451 | 71 | 20 | 68786 | 24.87 | 24.40 |
| 66A-66A | 66 | 20 | 1 | 50 | 100 | 0 | 132072 | 66536 | 66 | 20 | 66838 | 24.93 | 24.39 |
| 12A-66A | 12 | 10 | 1 | 50 | 50 | 0 | 23130 | 5130 | 66 | 20 | 66786 | 24.86 | 24.25 |
| 71A-66A | 71 | 20 | 1 | 50 | 100 | 0 | 133322 | 68786 | 66 | 20 | 66786 | 24.15 | 23.31 |

8.5.2 DL CA Power (Reduced Power)

| The conducted power measurement results of downlink LTE CA Conducted Power are as below(Reduced Power): | | | | | | | | | | | | | |
|---|----------|---------------|----------------|------------------|----------------|------------------|----------------|----------------|----------|---------------|-------|------------------------|--------------------------------|
| DL LTE CA Clas | PCC | | | | | | | | SCC | | | Power | |
| | PCC Band | PCC Bandwidth | PCC UL RB size | PCC UL RB offset | PCC DL RB size | PCC DL RB offset | PCC UL Channel | PCC DL Channel | SCC Band | SCC Bandwidth | SCC | Rel 8 LTETx Power(dBm) | Rel 10 DL LTE CA TX Power(dBm) |
| 66C | 66 | 20 | 1 | 50 | 100 | 0 | 132572 | 67036 | 66 | 20 | 66838 | 21.95 | 21.65 |
| 66B | 66 | 10 | 1 | 24 | 50 | 0 | 132322 | 67036 | 66 | 10 | 66987 | 21.92 | 21.49 |
| 66A-5A | 66 | 20 | 1 | 50 | 15 | 0 | 132322 | 66451 | 5 | 10 | 2525 | 21.96 | 21.58 |
| 66A-12A | 66 | 20 | 1 | 50 | 15 | 0 | 132322 | 66451 | 12 | 10 | 5095 | 21.96 | 21.55 |
| 66A-71A | 66 | 20 | 1 | 50 | 15 | 0 | 132322 | 66451 | 71 | 20 | 68786 | 21.96 | 21.56 |
| 66A-66A | 66 | 20 | 1 | 50 | 100 | 0 | 132572 | 67036 | 66 | 20 | 66838 | 21.95 | 21.54 |

8.6 WIFI

8.6.1 2.4G WIFI (Normal Power)

| Band (GHz) | Mode | Channel | Freq. (MHz) | Average Power (dBm) | Tune-up Limit (dBm) | SAR Test Require. |
|---------------------|---------------|---------|-------------|---------------------|---------------------|-------------------|
| 2.4 (2.4~2.4835) | 802.11b | 1 | 2412 | 21.51 | 21.80 | Yes |
| | | 6 | 2437 | 21.73 | 21.80 | Yes |
| | | 11 | 2462 | 21.72 | 21.80 | Yes |
| | 802.11g | 1 | 2412 | 19.53 | 19.80 | No |
| | | 6 | 2437 | 19.75 | 19.80 | No |
| | | 11 | 2462 | 19.68 | 19.80 | No |
| | 802.11n(HT20) | 1 | 2412 | 18.48 | 18.80 | No |
| | | 6 | 2437 | 18.60 | 18.80 | No |
| | | 11 | 2462 | 18.77 | 18.80 | No |
| | 802.11n(HT40) | 3 | 2422 | 18.78 | 18.80 | No |
| | | 6 | 2437 | 18.38 | 18.80 | No |
| | | 9 | 2452 | 18.77 | 18.80 | No |

8.6.2 2.4G WIFI (Reduced Power)

| Band (GHz) | Mode | Channel | Freq. (MHz) | Average Power (dBm) | Tune-up Limit (dBm) | SAR Test Require. |
|---------------------|---------------|---------|-------------|---------------------|---------------------|-------------------|
| 2.4 (2.4~2.4835) | 802.11b | 1 | 2412 | 18.76 | 18.80 | Yes |
| | | 6 | 2437 | 18.69 | 18.80 | Yes |
| | | 11 | 2462 | 18.67 | 18.80 | Yes |
| | 802.11g | 1 | 2412 | 17.75 | 17.80 | No |
| | | 6 | 2437 | 17.67 | 17.80 | No |
| | | 11 | 2462 | 17.69 | 17.80 | No |
| | 802.11n(HT20) | 1 | 2412 | 16.84 | 17.00 | No |
| | | 6 | 2437 | 16.99 | 17.00 | No |
| | | 11 | 2462 | 16.95 | 17.00 | No |
| | 802.11n(HT40) | 3 | 2422 | 16.77 | 17.00 | No |
| | | 6 | 2437 | 16.40 | 17.00 | No |
| | | 9 | 2452 | 16.47 | 17.00 | No |

8.6.3 5G WIFI (Normal Power)

| Band (GHz) | Mode | Channel | Freq. (MHz) | Average Power (dBm) | Tune-up Limit (dBm) | SAR Test Require. |
|--------------------|---------------|---------|-------------|---------------------|---------------------|-------------------|
| 5.2 (5.15~5.25) | 802.11a | 36 | 5180 | 19.03 | 19.50 | No |
| | | 40 | 5200 | 19.30 | 19.50 | No |
| | | 48 | 5240 | 19.13 | 19.50 | No |
| | 802.11n(HT20) | 36 | 5180 | 19.11 | 19.50 | No |

| | | | | | | | |
|--------------------|---------------------|---------|------|--------------|--------------|-------|-----|
| | | 44 | 5220 | 19.14 | 19.50 | No | |
| | | 48 | 5240 | 19.04 | 19.50 | No | |
| | 802.11n(HT40) | 38 | 5190 | 17.08 | 17.50 | No | |
| | | 46 | 5230 | 17.10 | 17.50 | No | |
| | 802.11ac(VHT20) | 36 | 5180 | 18.07 | 18.50 | No | |
| | | 40 | 5200 | 18.09 | 18.50 | No | |
| | | 48 | 5240 | 18.23 | 18.50 | No | |
| | 802.11ac(VHT40) | 38 | 5190 | 18.12 | 18.50 | No | |
| | | 46 | 5230 | 18.25 | 18.50 | No | |
| | 802.11ac(VHT80) | 42 | 5210 | 17.21 | 17.50 | No | |
| 5.3 (5.25~5.35) | 802.11a | 52 | 5260 | 19.30 | 19.50 | Yes | |
| | | 60 | 5300 | 19.36 | 19.50 | Yes | |
| | | 64 | 5320 | 19.32 | 19.50 | Yes | |
| | 802.11n(HT20) | 52 | 5260 | 19.13 | 19.50 | No | |
| | | 60 | 5300 | 19.11 | 19.50 | No | |
| | | 64 | 5320 | 19.14 | 19.50 | No | |
| | 802.11n(HT40) | 54 | 5270 | 17.07 | 17.50 | No | |
| | | 62 | 5310 | 17.08 | 17.50 | No | |
| | 802.11ac(VHT20) | 52 | 5260 | 18.21 | 18.50 | No | |
| | | 60 | 5300 | 18.24 | 18.50 | No | |
| | | 64 | 5320 | 18.04 | 18.50 | No | |
| | 802.11ac(VHT40) | 54 | 5270 | 18.15 | 18.50 | No | |
| | | 62 | 5310 | 18.06 | 18.50 | No | |
| | 802.11ac(VHT80) | 58 | 5290 | 17.23 | 17.50 | No | |
| | 5.6 (5.47~5.725) | 802.11a | 100 | 5500 | 19.69 | 20.00 | Yes |
| | | | 116 | 5580 | 19.93 | 20.00 | Yes |
| 120 | | | 5600 | 19.88 | 20.00 | Yes | |
| 140 | | | 5700 | 19.81 | 20.00 | Yes | |
| 144 | | | 5720 | 19.80 | 20.00 | Yes | |
| 802.11n(HT20) | | 100 | 5500 | 19.23 | 19.50 | No | |
| | | 116 | 5580 | 19.32 | 19.50 | No | |
| | | 140 | 5700 | 19.26 | 19.50 | No | |
| | | 144 | 5720 | 19.19 | 19.50 | No | |
| 802.11n(HT40) | | 102 | 5510 | 17.22 | 17.50 | No | |
| | | 118 | 5590 | 17.38 | 17.50 | No | |
| | | 134 | 5670 | 17.34 | 17.50 | No | |
| | | 142 | 5710 | 17.21 | 17.50 | No | |
| 802.11ac(VHT20) | | 100 | 5500 | 18.32 | 18.50 | No | |
| | | 116 | 5580 | 18.34 | 18.50 | No | |
| | | 140 | 5700 | 18.28 | 18.50 | No | |
| | | 144 | 5720 | 18.31 | 18.50 | No | |
| 802.11ac(VHT40) | | 102 | 5510 | 18.33 | 18.50 | No | |

| | | | | | | |
|----------------------|-----------------|-----|------|--------------|-------|-----|
| | | 118 | 5590 | 18.26 | 18.50 | No |
| | | 134 | 5670 | 18.29 | 18.50 | No |
| | | 142 | 5710 | 18.27 | 18.50 | No |
| | 802.11ac(VHT80) | 106 | 5530 | 17.24 | 17.50 | No |
| | | 122 | 5610 | 17.22 | 17.50 | No |
| | | 138 | 5690 | 17.35 | 17.50 | No |
| 5.8 (5.725~5.850) | 802.11a | 149 | 5745 | 19.90 | 20.00 | Yes |
| | | 157 | 5785 | 19.84 | 20.00 | Yes |
| | | 165 | 5825 | 19.89 | 20.00 | Yes |
| | 802.11n(HT20) | 149 | 5745 | 19.28 | 19.50 | No |
| | | 157 | 5785 | 19.26 | 19.50 | No |
| | | 165 | 5825 | 19.33 | 19.50 | No |
| | 802.11n(HT40) | 151 | 5755 | 17.26 | 17.50 | No |
| | | 159 | 5795 | 17.39 | 17.50 | No |
| | 802.11ac(VHT20) | 149 | 5745 | 18.32 | 18.50 | No |
| | | 157 | 5785 | 18.26 | 18.50 | No |
| | | 165 | 5825 | 18.41 | 18.50 | No |
| | 802.11ac(VHT40) | 151 | 5755 | 18.35 | 18.50 | No |
| | | 159 | 5795 | 18.38 | 18.50 | No |
| | 802.11ac(VHT80) | 155 | 5775 | 17.33 | 17.5 | No |

8.6.4 5G WIFI (Reduced Power)

| Band (GHz) | Mode | Channel | Freq. (MHz) | Average Power (dBm) | Tune-up Limit (dBm) | SAR Test Require. |
|--------------------|-----------------|---------|-------------|---------------------|---------------------|-------------------|
| 5.2 (5.15~5.25) | 802.11a | 36 | 5180 | 14.28 | 15.00 | No |
| | | 40 | 5200 | 14.34 | 15.00 | No |
| | | 48 | 5240 | 14.12 | 15.00 | No |
| | 802.11n(HT20) | 36 | 5180 | 14.36 | 15.00 | No |
| | | 44 | 5220 | 14.41 | 15.00 | No |
| | | 48 | 5240 | 14.59 | 15.00 | No |
| | 802.11n(HT40) | 38 | 5190 | 14.22 | 15.00 | No |
| | | 46 | 5230 | 14.34 | 15.00 | No |
| | 802.11ac(VHT20) | 36 | 5180 | 14.58 | 15.00 | No |
| | | 40 | 5200 | 14.21 | 15.00 | No |
| | | 48 | 5240 | 14.46 | 15.00 | No |
| | 802.11ac(VHT40) | 38 | 5190 | 14.38 | 15.00 | No |
| 46 | | 5230 | 14.49 | 15.00 | No | |
| 802.11ac(VHT80) | 42 | 5210 | 14.40 | 15.00 | No | |
| 5.3 (5.25~5.35) | 802.11a | 52 | 5260 | 14.42 | 15.00 | No |
| | | 60 | 5300 | 14.51 | 15.00 | No |
| | | 64 | 5320 | 14.54 | 15.00 | No |

| | | | | | | | |
|----------------------|---------------------|---------------|------|--------------|-------|-------|----|
| | 802.11n(HT20) | 52 | 5260 | 14.37 | 15.00 | No | |
| | | 60 | 5300 | 14.51 | 15.00 | No | |
| | | 64 | 5320 | 14.49 | 15.00 | No | |
| | 802.11n(HT40) | 54 | 5270 | 14.49 | 15.00 | No | |
| | | 62 | 5310 | 14.53 | 15.00 | No | |
| | 802.11ac(VHT20) | 52 | 5260 | 14.62 | 15.00 | No | |
| | | 60 | 5300 | 14.36 | 15.00 | No | |
| | | 64 | 5320 | 14.58 | 15.00 | No | |
| | 802.11ac(VHT40) | 54 | 5270 | 14.51 | 15.00 | No | |
| | | 62 | 5310 | 14.54 | 15.00 | No | |
| | 802.11ac(VHT80) | 58 | 5290 | 14.87 | 15.00 | Yes | |
| | 5.6 (5.47~5.725) | 802.11a | 100 | 5500 | 14.52 | 15.00 | No |
| | | | 116 | 5580 | 14.28 | 15.00 | No |
| | | | 120 | 5600 | 14.27 | 15.00 | No |
| 140 | | | 5700 | 14.49 | 15.00 | No | |
| 144 | | | 5720 | 14.32 | 15.00 | No | |
| 802.11n(HT20) | | 100 | 5500 | 14.41 | 15.00 | No | |
| | | 116 | 5580 | 14.55 | 15.00 | No | |
| | | 140 | 5700 | 14.67 | 15.00 | No | |
| | | 144 | 5720 | 14.24 | 15.00 | No | |
| 802.11n(HT40) | | 102 | 5510 | 14.42 | 15.00 | No | |
| | | 118 | 5590 | 14.29 | 15.00 | No | |
| | | 134 | 5670 | 13.98 | 15.00 | No | |
| | | 142 | 5710 | 14.26 | 15.00 | No | |
| 802.11ac(VHT20) | | 100 | 5500 | 14.57 | 15.00 | No | |
| | | 116 | 5580 | 14.13 | 15.00 | No | |
| | | 140 | 5700 | 14.17 | 15.00 | No | |
| | | 144 | 5720 | 14.19 | 15.00 | No | |
| 802.11ac(VHT40) | | 102 | 5510 | 14.21 | 15.00 | No | |
| | | 118 | 5590 | 14.28 | 15.00 | No | |
| | | 134 | 5670 | 14.13 | 15.00 | No | |
| | | 142 | 5710 | 14.32 | 15.00 | No | |
| 802.11ac(VHT80) | | 106 | 5530 | 14.86 | 15.00 | Yes | |
| | | 122 | 5610 | 14.74 | 15.00 | Yes | |
| | | 138 | 5690 | 14.74 | 15.00 | Yes | |
| 5.8 (5.725~5.850) | | 802.11a | 149 | 5745 | 14.32 | 15.00 | No |
| | | | 157 | 5785 | 14.28 | 15.00 | No |
| | | | 165 | 5825 | 14.11 | 15.00 | No |
| | | 802.11n(HT20) | 149 | 5745 | 14.09 | 15.00 | No |
| | | | 157 | 5785 | 14.23 | 15.00 | No |
| | | | 165 | 5825 | 14.28 | 15.00 | No |
| | | 802.11n(HT40) | 151 | 5755 | 14.37 | 15.00 | No |

| | | | | | | |
|--|-----------------|-----|------|--------------|-------|-----|
| | | 159 | 5795 | 14.21 | 15.00 | No |
| | 802.11ac(VHT20) | 149 | 5745 | 14.05 | 15.00 | No |
| | | 157 | 5785 | 14.08 | 15.00 | No |
| | | 165 | 5825 | 14.19 | 15.00 | No |
| | 802.11ac(VHT40) | 151 | 5755 | 14.42 | 15.00 | No |
| | | 159 | 5795 | 14.41 | 15.00 | No |
| | 802.11ac(VHT80) | 155 | 5775 | 14.72 | 15.00 | Yes |

8.7 Bluetooth

| Mode | GFSK | | | $\pi/4$ -DQPSK | | |
|---------------------|--------|-------------|------|----------------|-------|------|
| Channel | 0 | 39 | 78 | 0 | 39 | 78 |
| Frequency (MHz) | 2402 | 2441 | 2480 | 2402 | 2441 | 2480 |
| Average Power (dBm) | 9.48 | 9.75 | 9.14 | 9.38 | 9.02 | 8.56 |
| Tune-Up Limit (dBm) | 10 | | | 10 | | |
| Mode | 8-DPSK | | | BLE | | |
| Channel | 0 | 39 | 78 | 0 | 19 | 39 |
| Frequency (MHz) | 2402 | 2441 | 2480 | 2402 | 2440 | 2480 |
| Average Power (dBm) | 9.32 | 8.97 | 8.55 | -4.94 | -3.13 | -4.4 |
| Tune-Up Limit (dBm) | 10 | | | -3 | | |

8.8 Power Reduction List

Test Level Table

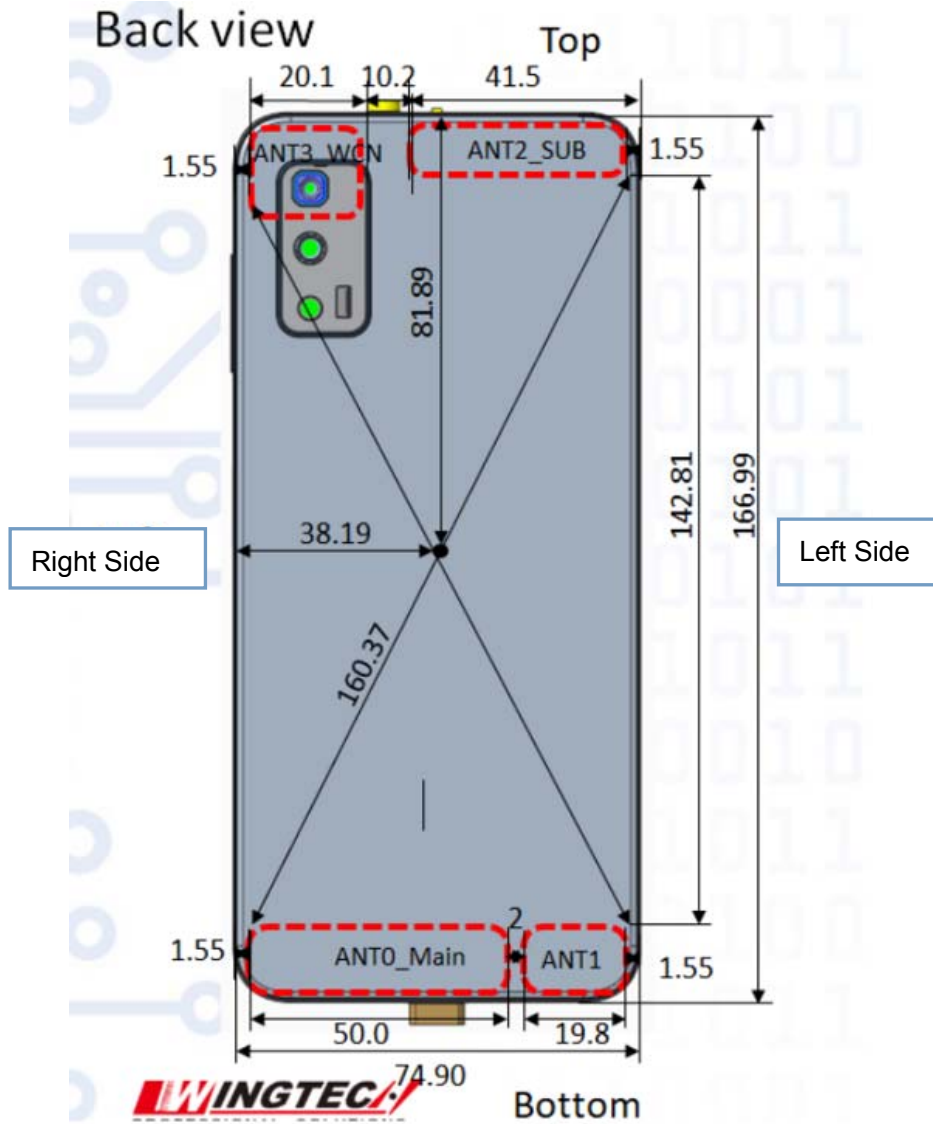
| Reduced level | Receiver state | Transmitting |
|---------------|---|---|
| | | conditions |
| Level A1 | Sensor deactive (Head scenario+ Body scenario) | WWAN + WLAN 2.4G or WWAN+WLAN 5G +BT |
| Level B1 | Sensor active (Body scenario) | WWAN + WLAN 2.4G or WWAN+WLAN 5G +BT |

Power Table

| Mode | Test Mode | Head | | | | Body | | | Body | | |
|----------------------|----------------|------------|---------------------------|----------|------------|---------------------------|----------|------------|---------------------------|----------|--|
| | Receiver state | Sensor off | | | | Sensor off | | | Sensor on | | |
| | Full Power | Standalone | Simultaneous transmission | | Standalone | Simultaneous transmission | | Standalone | Simultaneous transmission | | |
| | | | +2.4G WLAN | +5G WLAN | | +2.4G WLAN | +5G WLAN | | +2.4G WLAN | +5G WLAN | |
| GSM 850 | 33.50 | 33.50 | 18.80 | 15.00 | 33.50 | 21.80 | 20.00 | 27.00 | 21.80 | 20.00 | |
| GPRS850 1 Tx Slot | 33.50 | 33.50 | 18.80 | 15.00 | 33.50 | 21.80 | 20.00 | 27.00 | 21.80 | 20.00 | |
| GPRS850 2 Tx Slots | 32.50 | 32.50 | 18.80 | 15.00 | 32.50 | 21.80 | 20.00 | 26.00 | 21.80 | 20.00 | |
| GPRS850 3 Tx Slots | 30.50 | 30.50 | 18.80 | 15.00 | 30.50 | 21.80 | 20.00 | 24.00 | 21.80 | 20.00 | |
| GPRS850 4 Tx Slots | 29.50 | 29.50 | 18.80 | 15.00 | 29.50 | 21.80 | 20.00 | 23.00 | 21.80 | 20.00 | |
| EGPRS850 1 Tx Slot | 27.00 | 27.00 | 18.80 | 15.00 | 27.00 | 21.80 | 20.00 | 23.50 | 21.80 | 20.00 | |
| EGPRS850 2 Tx Slots | 26.00 | 26.00 | 18.80 | 15.00 | 26.00 | 21.80 | 20.00 | 22.50 | 21.80 | 20.00 | |
| EGPRS850 3 Tx Slots | 24.50 | 24.50 | 18.80 | 15.00 | 24.50 | 21.80 | 20.00 | 20.50 | 21.80 | 20.00 | |
| EGPRS850 4 Tx Slots | 22.50 | 22.50 | 18.80 | 15.00 | 22.50 | 21.80 | 20.00 | 20.00 | 21.80 | 20.00 | |
| GSM 1900 | 30.00 | 30.00 | 18.80 | 15.00 | 30.00 | 21.80 | 20.00 | / | 21.80 | 20.00 | |
| GPRS1900 1 Tx Slot | 30.00 | 30.00 | 18.80 | 15.00 | 30.00 | 21.80 | 20.00 | / | 21.80 | 20.00 | |
| GPRS1900 2 Tx Slots | 29.00 | 29.00 | 18.80 | 15.00 | 29.00 | 21.80 | 20.00 | / | 21.80 | 20.00 | |
| GPRS1900 3 Tx Slots | 27.00 | 27.00 | 18.80 | 15.00 | 27.00 | 21.80 | 20.00 | / | 21.80 | 20.00 | |
| GPRS1900 4 Tx Slots | 26.00 | 26.00 | 18.80 | 15.00 | 26.00 | 21.80 | 20.00 | / | 21.80 | 20.00 | |
| EGPRS1900 1 Tx Slot | 25.50 | 25.50 | 18.80 | 15.00 | 25.50 | 21.80 | 20.00 | / | 21.80 | 20.00 | |
| EGPRS1900 2 Tx Slots | 24.50 | 24.50 | 18.80 | 15.00 | 24.50 | 21.80 | 20.00 | / | 21.80 | 20.00 | |
| EGPRS1900 3 Tx Slots | 22.50 | 22.50 | 18.80 | 15.00 | 22.50 | 21.80 | 20.00 | / | 21.80 | 20.00 | |
| EGPRS1900 4 Tx Slots | 21.00 | 21.00 | 18.80 | 15.00 | 21.00 | 21.80 | 20.00 | / | 21.80 | 20.00 | |
| WCDMA Band2 RMC | 24.50 | 24.50 | 18.80 | 15.00 | 24.50 | 21.80 | 20.00 | 19.50 | 21.80 | 20.00 | |
| HSDPA Subtest-1 | 22.00 | 22.00 | 18.80 | 15.00 | 22.00 | 21.80 | 20.00 | 19.00 | 21.80 | 20.00 | |
| HSDPA Subtest-2 | 22.00 | 22.00 | 18.80 | 15.00 | 22.00 | 21.80 | 20.00 | 19.00 | 21.80 | 20.00 | |
| HSDPA Subtest-3 | 22.00 | 22.00 | 18.80 | 15.00 | 22.00 | 21.80 | 20.00 | 19.00 | 21.80 | 20.00 | |
| HSDPA Subtest-4 | 22.00 | 22.00 | 18.80 | 15.00 | 22.00 | 21.80 | 20.00 | 19.00 | 21.80 | 20.00 | |
| HSUPA Subtest-1 | 21.50 | 21.50 | 18.80 | 15.00 | 21.50 | 21.80 | 20.00 | 18.00 | 21.80 | 20.00 | |
| HSUPA Subtest-2 | 21.50 | 21.50 | 18.80 | 15.00 | 21.50 | 21.80 | 20.00 | 18.00 | 21.80 | 20.00 | |

| | | | | | | | | | | |
|-----------------|-------|-------|-------|-------|-------|-------|-------|-------|-------|-------|
| HSUPA Subtest-3 | 22.00 | 22.00 | 18.80 | 15.00 | 22.00 | 21.80 | 20.00 | 19.00 | 21.80 | 20.00 |
| HSUPA Subtest-4 | 21.00 | 21.00 | 18.80 | 15.00 | 21.00 | 21.80 | 20.00 | 17.50 | 21.80 | 20.00 |
| HSUPA Subtest-5 | 22.00 | 22.00 | 18.80 | 15.00 | 22.00 | 21.80 | 20.00 | 19.00 | 21.80 | 20.00 |
| WCDMA Band4 RMC | 25.00 | 25.00 | 18.80 | 15.00 | 25.00 | 21.80 | 20.00 | 22.00 | 21.80 | 20.00 |
| HSDPA Subtest-1 | 22.00 | 22.00 | 18.80 | 15.00 | 22.00 | 21.80 | 20.00 | 21.50 | 21.80 | 20.00 |
| HSDPA Subtest-2 | 22.00 | 22.00 | 18.80 | 15.00 | 22.00 | 21.80 | 20.00 | 21.50 | 21.80 | 20.00 |
| HSDPA Subtest-3 | 22.00 | 22.00 | 18.80 | 15.00 | 22.00 | 21.80 | 20.00 | 21.50 | 21.80 | 20.00 |
| HSDPA Subtest-4 | 22.00 | 22.00 | 18.80 | 15.00 | 22.00 | 21.80 | 20.00 | 21.50 | 21.80 | 20.00 |
| HSUPA Subtest-1 | 21.50 | 21.50 | 18.80 | 15.00 | 21.50 | 21.80 | 20.00 | 20.50 | 21.80 | 20.00 |
| HSUPA Subtest-2 | 21.50 | 21.50 | 18.80 | 15.00 | 21.50 | 21.80 | 20.00 | 20.50 | 21.80 | 20.00 |
| HSUPA Subtest-3 | 22.00 | 22.00 | 18.80 | 15.00 | 22.00 | 21.80 | 20.00 | 21.50 | 21.80 | 20.00 |
| HSUPA Subtest-4 | 21.00 | 21.00 | 18.80 | 15.00 | 21.00 | 21.80 | 20.00 | 20.00 | 21.80 | 20.00 |
| HSUPA Subtest-5 | 22.00 | 22.00 | 18.80 | 15.00 | 22.00 | 21.80 | 20.00 | 21.50 | 21.80 | 20.00 |
| WCDMA Band5 RMC | 25.00 | 25.00 | 18.80 | 15.00 | 25.00 | 21.80 | 20.00 | / | 21.80 | 20.00 |
| HSDPA Subtest-1 | 22.00 | 22.00 | 18.80 | 15.00 | 22.00 | 21.80 | 20.00 | / | 21.80 | 20.00 |
| HSDPA Subtest-2 | 22.00 | 22.00 | 18.80 | 15.00 | 22.00 | 21.80 | 20.00 | / | 21.80 | 20.00 |
| HSDPA Subtest-3 | 22.00 | 22.00 | 18.80 | 15.00 | 22.00 | 21.80 | 20.00 | / | 21.80 | 20.00 |
| HSDPA Subtest-4 | 22.00 | 22.00 | 18.80 | 15.00 | 22.00 | 21.80 | 20.00 | / | 21.80 | 20.00 |
| HSUPA Subtest-1 | 21.50 | 21.50 | 18.80 | 15.00 | 21.50 | 21.80 | 20.00 | / | 21.80 | 20.00 |
| HSUPA Subtest-2 | 21.50 | 21.50 | 18.80 | 15.00 | 21.50 | 21.80 | 20.00 | / | 21.80 | 20.00 |
| HSUPA Subtest-3 | 22.00 | 22.00 | 18.80 | 15.00 | 22.00 | 21.80 | 20.00 | / | 21.80 | 20.00 |
| HSUPA Subtest-4 | 21.00 | 21.00 | 18.80 | 15.00 | 21.00 | 21.80 | 20.00 | / | 21.80 | 20.00 |
| HSUPA Subtest-5 | 22.00 | 22.00 | 18.80 | 15.00 | 22.00 | 21.80 | 20.00 | / | 21.80 | 20.00 |
| LTE Band 12 | 25.00 | 25.00 | 18.80 | 15.00 | 25.00 | 21.80 | 20.00 | / | 21.80 | 20.00 |
| LTE Band 25 | 25.00 | 25.00 | 18.80 | 15.00 | 25.00 | 21.80 | 20.00 | 20.50 | 21.80 | 20.00 |
| LTE Band 26 | 25.00 | 25.00 | 18.80 | 15.00 | 25.00 | 21.80 | 20.00 | 24.00 | 21.80 | 20.00 |
| LTE Band 41_PC3 | 25.00 | 25.00 | 18.80 | 15.00 | 25.00 | 21.80 | 20.00 | / | 21.80 | 20.00 |
| LTE Band 41_PC2 | 28.00 | 28.00 | 18.80 | 15.00 | 28.00 | 21.80 | 20.00 | / | 21.80 | 20.00 |
| LTE Band 66 | 25.00 | 25.00 | 18.80 | 15.00 | 25.00 | 21.80 | 20.00 | 22.00 | 21.80 | 20.00 |
| LTE Band 71 | 25.00 | 25.00 | 18.80 | 15.00 | 25.00 | 21.80 | 20.00 | / | 21.80 | 20.00 |

9 TEST EXCLUSION CONSIDERATION



| Antenna | Support Bands |
|---------|---------------------------|
| ANT 0 | GSM B5 TRX |
| | WCDMA B5 TRX |
| | LTE 12/26/41/71 TRX |
| ANT 1 | GSM B2 TRX |
| | WCDMA B2/4 TRX |
| | LTE B25/66 TRX |
| ANT 2 | GSM B2/5 DRX |
| | WCDMA B2/4/5 DRX |
| | LTE 12/25/26/41/66/71 DRX |
| ANT 3 | WLAN 2.4G/WLAN 5G/BT |

| Antenna | Front Side (mm) | Back Side (mm) | Left Edge (mm) | Right Edge (mm) | Top Edge (mm) | Bottom Edge (mm) |
|---------|-----------------|----------------|----------------|-----------------|---------------|------------------|
| ANT0 | <5 | <5 | 23.35 | <5 | 148.61 | <5 |
| ANT1 | <5 | <5 | <5 | 53.55 | 148.61 | <5 |
| ANT3 | <5 | <5 | 51.70 | <5 | <5 | 147.06 |

9.1 SAR Test Exclusion Consideration Table

According with FCC KDB 447498 D01, Appendix A, <SAR Test Exclusion Thresholds for 100 MHz – 6 GHz and ≤ 50 mm> Table, this Device SAR test configurations consider as following :

ANT0

| Band | Mode | Max. Peak Power | | Test Position Configurations | | | | | |
|-----------------|------------------|-----------------|---------|------------------------------|----------------|--------------|---------------|----------|----------------|
| | | dBm | mW | Head | Front/ Back | Left Edge | Right Edge | Top Edge | Bottom Edge |
| | | | | | | | | | |
| GSM 850 | Distance to User | | <5mm | <5mm | 23.35mm | <5mm | 148.61mm | <5mm | |
| | Voice | 33.50 | 2238.72 | Yes | Yes | Yes | Yes | No | Yes |
| | Data | 33.50 | 2238.72 | Yes | Yes | Yes | Yes | No | Yes |
| WCDMA Band 5 | Distance to User | | <5mm | <5mm | 23.35mm | <5mm | 148.61mm | <5mm | |
| | RMC | 25.00 | 316.23 | Yes | Yes | Yes | Yes | No | Yes |
| LTE Band 12 | Distance to User | | <5mm | <5mm | 23.35mm | <5mm | 148.61mm | <5mm | |
| | QPSK | 25.00 | 316.23 | Yes | Yes | Yes | Yes | No | Yes |
| LTE Band 26 | Distance to User | | <5mm | <5mm | 23.35mm | <5mm | 148.61mm | <5mm | |
| | QPSK | 25.00 | 316.23 | Yes | Yes | Yes | Yes | No | Yes |
| LTE Band 41 | Distance to User | | <5mm | <5mm | 23.35mm | <5mm | 148.61mm | <5mm | |
| | QPSK | 25.00 | 316.23 | Yes | Yes | Yes | Yes | No | Yes |
| LTE Band 71 | Distance to User | | <5mm | <5mm | 23.35mm | <5mm | 148.61mm | <5mm | |
| | QPSK | 25.00 | 316.23 | Yes | Yes | Yes | Yes | No | Yes |

ANT1

| Band | Mode | Max. Peak Power | | Test Position Configurations | | | | | |
|-----------------|------------------|-----------------|--------|------------------------------|----------------|--------------|---------------|----------|----------------|
| | | dBm | mW | Head | Front/ Back | Left Edge | Right Edge | Top Edge | Bottom Edge |
| | | | | | | | | | |
| GSM 1900 | Distance to User | | <5mm | <5mm | <5mm | 53.55mm | 148.61mm | <5mm | |
| | Voice | 30.00 | 1000 | Yes | Yes | Yes | No | No | Yes |
| | Data | 30.00 | 1000 | Yes | Yes | Yes | No | No | Yes |
| WCDMA Band 2 | Distance to User | | <5mm | <5mm | <5mm | 53.55mm | 148.61mm | <5mm | |
| | RMC | 24.50 | 281.84 | Yes | Yes | Yes | No | No | Yes |
| WCDMA Band 4 | Distance to User | | <5mm | <5mm | <5mm | 53.55mm | 148.61mm | <5mm | |
| | QPSK | 25.00 | 316.23 | Yes | Yes | Yes | No | No | Yes |
| LTE Band 25 | Distance to User | | <5mm | <5mm | <5mm | 53.55mm | 148.61mm | <5mm | |
| | QPSK | 25.00 | 316.23 | Yes | Yes | Yes | No | No | Yes |
| LTE Band 66 | Distance to User | | <5mm | <5mm | <5mm | 53.55mm | 148.61mm | <5mm | |
| | QPSK | 25.00 | 316.23 | Yes | Yes | Yes | No | No | Yes |

ANT3

| Band | Mode | Max. Peak Power | | Test Position Configurations | | | | | |
|---------------|------------------|-----------------|--------|------------------------------|------------|-----------|------------|----------|-------------|
| | | dBm | mW | Head | Front/Back | Left Edge | Right Edge | Top Edge | Bottom Edge |
| WLAN 2.4 G | Distance to User | | | <5mm | <5mm | 51.7mm | <5mm | <5mm | 147.06mm |
| | 802.11b | 21.80 | 151.36 | Yes | Yes | No | Yes | Yes | No |
| | 802.11g | 19.80 | 95.50 | No | No | No | No | No | No |
| | 802.11n(HT20) | 18.80 | 95.50 | No | No | No | No | No | No |
| WLAN 5.2 G | Distance to User | | | <5mm | <5mm | 51.7mm | <5mm | <5mm | 147.06mm |
| | 802.11a | 19.50 | 89.13 | No | No | No | No | No | No |
| | 802.11n(HT20) | 19.50 | 89.13 | No | No | No | No | No | No |
| | 802.11n(HT40) | 17.50 | 56.23 | No | No | No | No | No | No |
| | 802.11ac(VHT20) | 18.50 | 70.79 | No | No | No | No | No | No |
| | 802.11ac(VHT40) | 18.50 | 70.79 | No | No | No | No | No | No |
| | 802.11ac(VHT80) | 17.50 | 56.23 | No | No | No | No | No | No |
| WLAN 5.3 G | Distance to User | | | <5mm | <5mm | 51.7mm | <5mm | <5mm | 147.06mm |
| | 802.11a | 19.50 | 89.13 | Yes | Yes | No | Yes | Yes | No |
| | 802.11n(HT20) | 19.50 | 89.13 | No | No | No | No | No | No |
| | 802.11n(HT40) | 17.50 | 56.23 | No | No | No | No | No | No |
| | 802.11ac(VHT20) | 18.50 | 70.79 | No | No | No | No | No | No |
| | 802.11ac(VHT40) | 18.50 | 70.79 | No | No | No | No | No | No |
| | 802.11ac(VHT80) | 17.50 | 56.23 | No | No | No | No | No | No |
| WLAN 5.6 G | Distance to User | | | <5mm | <5mm | 50.36mm | <5mm | <5mm | 147.06mm |
| | 802.11a | 20.00 | 100.00 | Yes | Yes | No | Yes | Yes | No |
| | 802.11n(HT20) | 19.50 | 89.13 | No | No | No | No | No | No |
| | 802.11n(HT40) | 17.50 | 56.23 | No | No | No | No | No | No |
| | 802.11ac(VHT20) | 18.50 | 70.79 | No | No | No | No | No | No |
| | 802.11ac(VHT40) | 18.50 | 70.79 | No | No | No | No | No | No |
| | 802.11ac(VHT80) | 17.50 | 56.23 | No | No | No | No | No | No |
| WLAN 5.8 G | Distance to User | | | <5mm | <5mm | 50.36mm | <5mm | <5mm | 147.06mm |
| | 802.11a | 20.00 | 100.00 | Yes | Yes | No | Yes | Yes | No |
| | 802.11n(HT20) | 19.50 | 89.13 | No | No | No | No | No | No |
| | 802.11n(HT40) | 17.50 | 56.23 | No | No | No | No | No | No |
| | 802.11ac(VHT20) | 18.50 | 70.79 | No | No | No | No | No | No |
| | 802.11ac(VHT40) | 18.50 | 70.79 | No | No | No | No | No | No |
| | 802.11ac(VHT80) | 17.50 | 56.23 | No | No | No | No | No | No |
| Bluetooth | Distance to User | | | <5mm | <5mm | 50.36mm | <5mm | <5mm | 147.06mm |
| | BR/EDR | 10.00 | 10.00 | Yes | Yes | No | Yes | Yes | No |
| | BLE | -3.00 | 0.50 | No | No | No | No | No | No |

Note:

- Maximum power is the source-based time-average power and represents the maximum RF output power including tune-up tolerance among production units
- Per KDB 447498 D01, for larger devices, the test separation distance of adjacent edge configuration is determined by the closest separation between the antenna and the user.
- Per KDB 447498 D01, standalone SAR test exclusion threshold is applied; If the distance of the antenna to the user is <

5mm, 5mm is used to determine SAR exclusion threshold

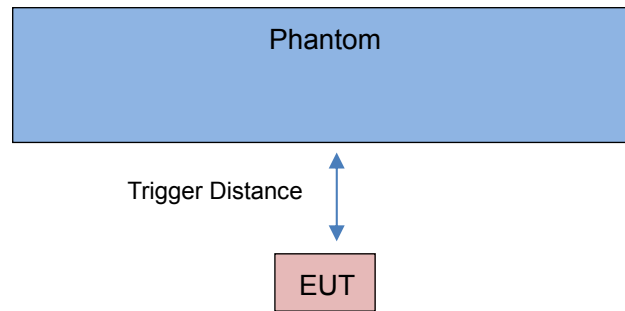
4. Per KDB 447498 D01, the 1-g and 10-g SAR test exclusion thresholds for 100 MHz to 6 GHz at test separation distances ≤ 50 mm are determined by:
[(max. power of channel, including tune-up tolerance, mW)/(min. test separation distance, mm)] \cdot [$\sqrt{f(\text{GHz})}$] ≤ 3.0 for 1-g SAR and ≤ 7.5 for 10-g extremity SAR
 - a. $f(\text{GHz})$ is the RF channel transmit frequency in GHz
 - b. Power and distance are rounded to the nearest mW and mm before calculation
 - c. The result is rounded to one decimal place for comparison
 - d. For < 50 mm distance, we just calculate mW of the exclusion threshold value (3.0) to do compare.This formula is $[3.0] / [\sqrt{f(\text{GHz})}] \cdot [(\text{min. test separation distance, mm})] = \text{exclusion threshold of mW}$.
5. Per KDB 447498 D01, at 100 MHz to 6 GHz and for test separation distances > 50 mm, the SAR test exclusion threshold is determined according to the following
 - a. [Threshold at 50 mm in step 1] + (test separation distance – 50 mm) \cdot (f(MHz)/150) mW, at 100 MHz to 1500 MHz
 - b. [Threshold at 50 mm in step 1] + (test separation distance – 50 mm) \cdot 10] mW at > 1500 MHz and ≤ 6 GHz
6. Per KDB 941225 D01, RMC 12.2kbps setting is used to evaluate SAR. If HSDPA /HSUPA /DC-HSDPA output power is $< 0.25\text{dB}$ higher than RMC12.2kbps, or reported SAR with RMC 12.2kbps setting is $\leq 1.2\text{W/kg}$, HSDPA/HSUPA/DC-HSDPA SAR evaluation can be excluded.
7. Per KDB 248227 D01, choose the highest output power channel to test SAR and determine further SAR exclusion.8. For each frequency band, testing at higher data rates and higher order modulations is not required when the maximum average output power for each of these configurations is less than 1/4dB higher than those measured at the lowest data rate
8. Per KDB 248227 D01 SAR is not required for the following 2.4 GHz OFDM conditions.
 - a. When KDB Publication 447498 D01 SAR test exclusion applies to the OFDM configuration.
 - b. When the highest reported SAR for DSSS is adjusted by the ratio of OFDM to DSSS specified maximum output power and the adjusted SAR is ≤ 1.2 W/kg.
9. Per KDB 248227 D01 SAR is not required for the following U-NII-1 and U-NII-2A bands conditions.
 - a. When the same maximum output power is specified for both bands, begin SAR measurement in U-NII-2A band by applying the OFDM SAR requirements. If the highest reported SAR for a test configuration is ≤ 1.2 W/kg, SAR is not required for U-NII-1 band for that configuration (802.11 mode and exposure condition); otherwise, each band is tested independently for SAR.
 - b. When different maximum output power is specified for the bands, begin SAR measurement in the band with higher specified maximum output power. The highest reported SAR for the tested configuration is adjusted by the ratio of lower to higher specified maximum output power for the two bands. When the adjusted SAR is ≤ 1.2 W/kg, SAR is not required for the band with lower maximum output power in that test configuration; otherwise, each band is tested independently for SAR.

10 PROXIMITY SENSOR TRIGGERING TEST

10.1 Procedures for determining proximity sensor distance

Proximity sensor triggering distance testing was performed, EUT moving further away from the phantom and EUT moving toward the phantom were both assessed, and the shortest triggering distances were reported and used for SAR assessment.

10.1.1 proximity sensor channel-1

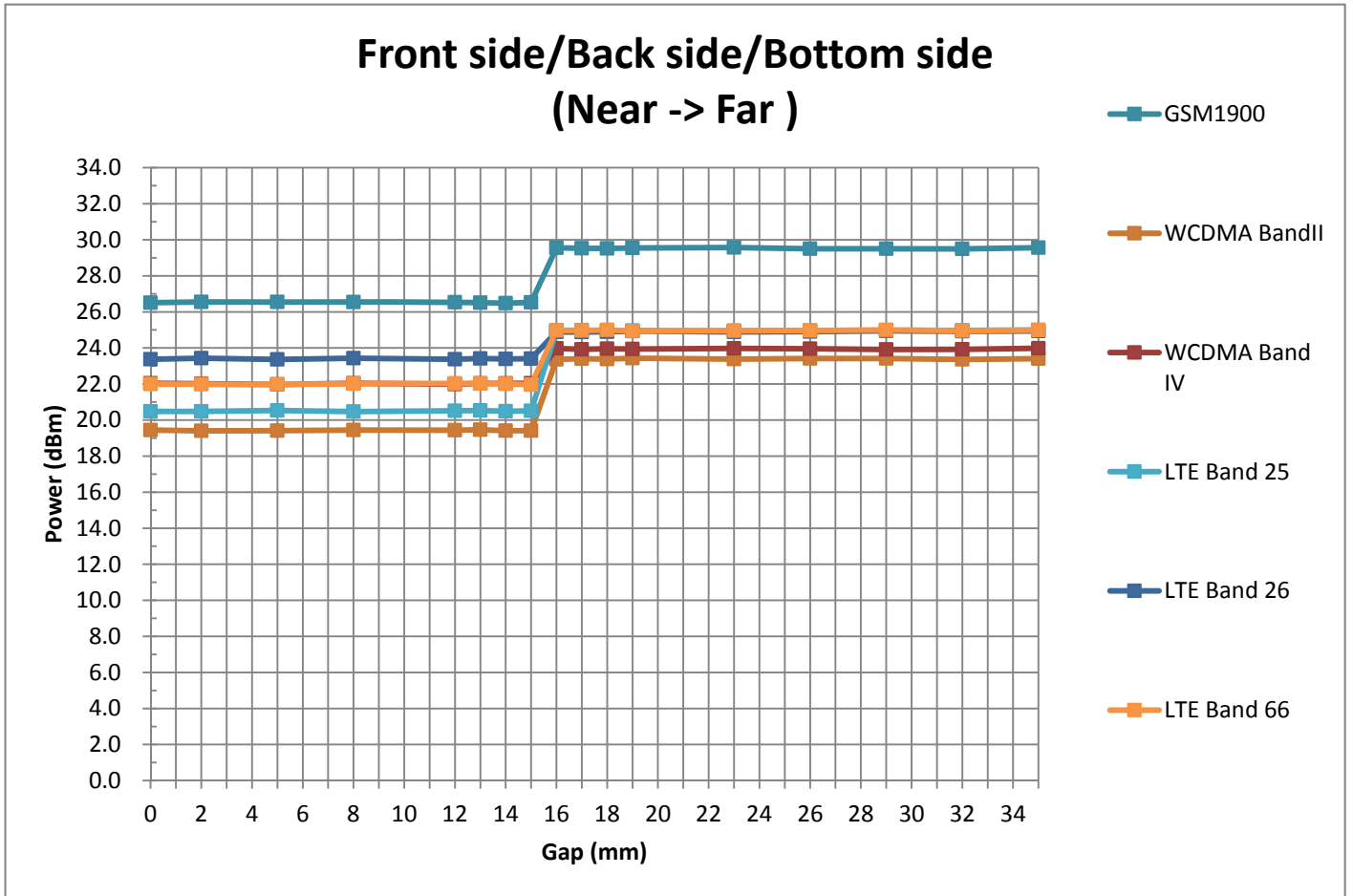


| Distance in mm | 9 | 10 | 11 | 12 | 13 | 14 | 15 | 16 | 17 |
|----------------|----|----|----|----|----|----|----|-----|-----|
| Front Side | On | On | On | On | On | On | On | Off | Off |
| Bottom Side | On | On | On | On | On | On | On | Off | Off |
| Back Side | On | On | On | On | On | On | On | Off | Off |

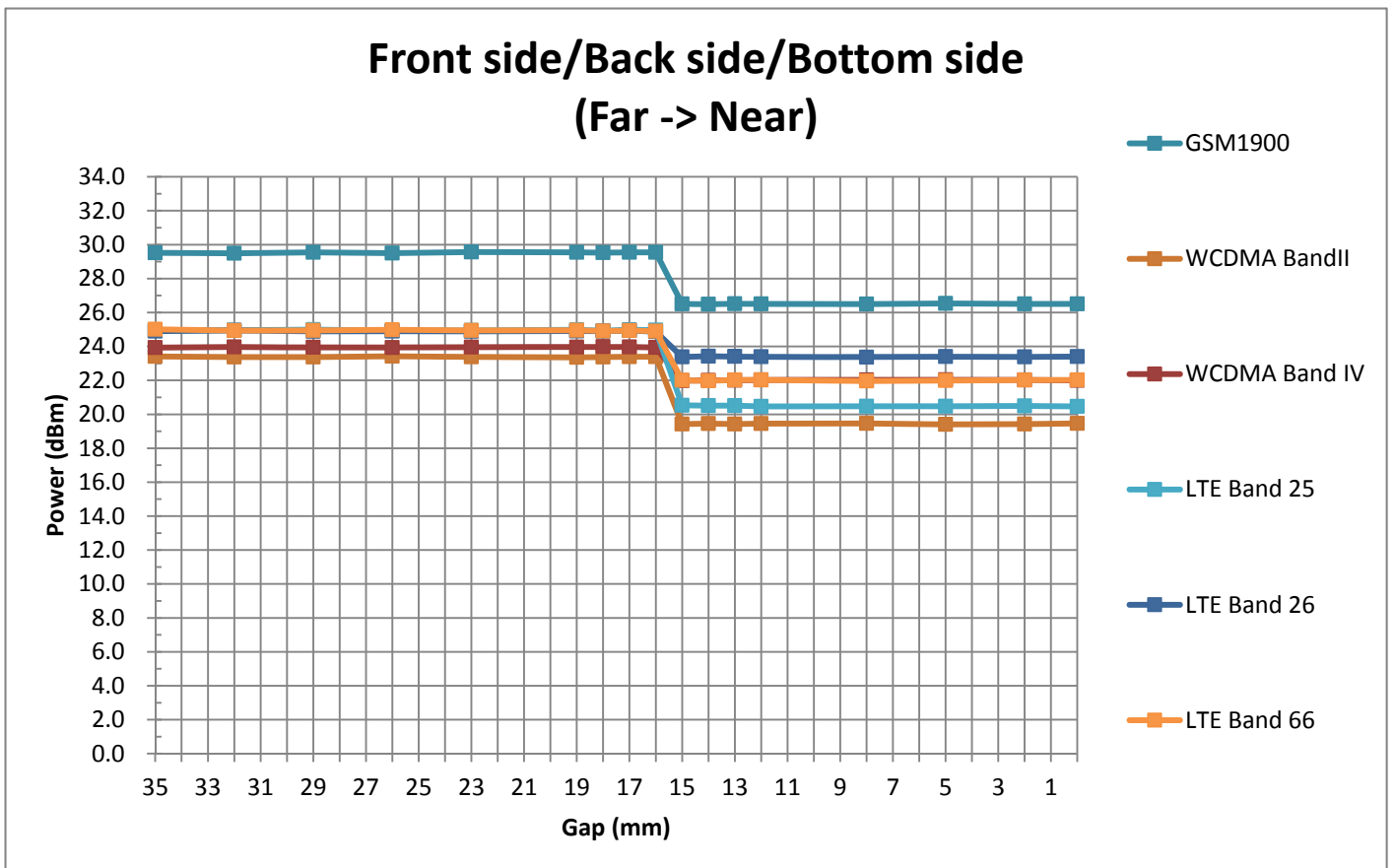
Note: Power reduction is only applicable for WWAN Ant 0(LTE B26) and WWAN Ant 1 (GSM1900 WCDMA B2/4 LTE B25/66)

| Band | Test Position | Sensor Trigger Distance Range (DUT to Phantom) | Max Power Level(dBm) | Power Level |
|---------------|----------------------------------|--|----------------------|-------------|
| GSM1900 | Front side/Back side/Bottom side | $0\text{mm} \leq \text{distance} \leq 15\text{mm}$ | 26.48 | Level B1 |
| | | $15\text{mm} < \text{distance}$ | 29.49 | Level A1 |
| WCDMA Band II | Front side/Back side/Bottom side | $0\text{mm} \leq \text{distance} \leq 15\text{mm}$ | 19.40 | Level B1 |
| | | $15\text{mm} < \text{distance}$ | 23.35 | Level A1 |
| WCDMA Band IV | Front side/Back side/Bottom side | $0\text{mm} \leq \text{distance} \leq 15\text{mm}$ | 21.97 | Level B1 |
| | | $15\text{mm} < \text{distance}$ | 23.91 | Level A1 |
| LTE Band25 | Front side/Back side/Bottom side | $0\text{mm} \leq \text{distance} \leq 15\text{mm}$ | 20.46 | Level B1 |
| | | $15\text{mm} < \text{distance}$ | 24.97 | Level A1 |
| LTE Band26 | Front side/Back side/Bottom side | $0\text{mm} \leq \text{distance} \leq 15\text{mm}$ | 23.35 | Level B1 |
| | | $15\text{mm} < \text{distance}$ | 24.87 | Level A1 |
| LTE Band66 | Front side/Back side/Bottom side | $0\text{mm} \leq \text{distance} \leq 15\text{mm}$ | 21.96 | Level B1 |
| | | $15\text{mm} < \text{distance}$ | 24.93 | Level A1 |

DUT moving toward the flat phantom:



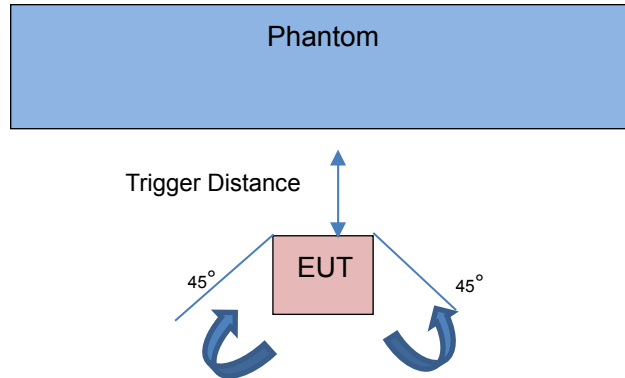
DUT moving away from the flat phantom:



10.2 Procedures for determining EUT tilt angle influences to proximity sensor triggering

The influence of EUT tilt angles to proximity sensor channel-1 triggering was determined by positioning each EUT edge that contains a transmitting Ant0 and Ant1, perpendicular to the flat phantom, at 15 mm separation for the front, back and bottom side.

Rotating the tablet around the edge next to the phantom in $\leq 10^\circ$ increments until the tablet is $\pm 45^\circ$ from the vertical position at 0° , and the maximum output power remains in the reduced mode.



For verification of compliance of power reduction scheme, additional SAR test with EUT transmitting at full RF power at a separation of “the triggering distance – 1 mm”

proximity sensor channel-1

| EUT Sides | Additional SAR test Distance in mm |
|-------------|------------------------------------|
| Front Side | 14 |
| Bottom Side | 14 |
| Back Side | 14 |

11 TEST RESULT

11.1 GSM 850

| Antenna | Power Reduction | Sensor State | Mode | Position | Dist. (mm) | Ch. | Freq. (MHz) | Power Drift (dB) | 1g Meas SAR (W/kg) | Meas. Power (dBm) | Max. tune power (dBm) | Scaling Factor | 1g Scaled SAR (W/kg) | Meas. No. |
|--|-----------------|--------------|------------------|--------------|------------|-----|-------------|------------------|--------------------|-------------------|-----------------------|----------------|----------------------|-----------|
| Head | | | | | | | | | | | | | | |
| ANT0 | Level A1 | N/A | Voice | Right Cheek | 0 | 128 | 824.2 | 0.04 | 0.237 | 32.95 | 33.50 | 1.135 | 0.269 | / |
| | | N/A | GPRS (2slots) | Right Cheek | 0 | 128 | 824.2 | -0.03 | 0.248 | 31.99 | 32.50 | 1.125 | 0.279 | 1# |
| | | N/A | | Right Tilted | 0 | 128 | 824.2 | 0.04 | 0.090 | 31.99 | 32.50 | 1.125 | 0.101 | / |
| | | N/A | | Left Cheek | 0 | 128 | 824.2 | -0.07 | 0.205 | 31.99 | 32.50 | 1.125 | 0.231 | / |
| | | N/A | | Left Tilted | 0 | 128 | 824.2 | -0.04 | 0.091 | 31.99 | 32.50 | 1.125 | 0.102 | / |
| Body | | | | | | | | | | | | | | |
| ANT0 | Level A1 | N/A | Voice | Back | 10 | 128 | 824.2 | 0.16 | 0.363 | 32.95 | 33.50 | 1.135 | 0.412 | / |
| | | N/A | GPRS (2slots) | Front | 10 | 128 | 824.2 | 0.07 | 0.269 | 31.99 | 32.50 | 1.125 | 0.303 | / |
| | | N/A | | Back | 10 | 128 | 824.2 | -0.09 | 0.377 | 31.99 | 32.50 | 1.125 | 0.424 | 2# |
| | | N/A | | Left Side | 10 | 128 | 824.2 | -0.12 | 0.310 | 31.99 | 32.50 | 1.125 | 0.349 | / |
| | | N/A | | Right Side | 10 | 128 | 824.2 | -0.16 | 0.183 | 31.99 | 32.50 | 1.125 | 0.206 | / |
| | | N/A | | Bottom Side | 10 | 128 | 824.2 | -0.15 | 0.311 | 31.99 | 32.50 | 1.125 | 0.350 | / |
| Note: Refer to ANNEX C for the detailed test data for each test configuration. | | | | | | | | | | | | | | |

11.2 GSM 1900

| Antenna | Power Reduction | Sensor State | Mode | Position | Dist. (mm) | Ch. | Freq. (MHz) | Power Drift (dB) | 1g Meas SAR (W/kg) | Meas. Power (dBm) | Max. tune power (dBm) | Scaling Factor | 1g Scaled SAR (W/kg) | Meas. No. |
|--|-----------------|--------------|------------------|--------------|------------|-----|-------------|------------------|--------------------|-------------------|-----------------------|----------------|----------------------|-----------|
| Head | | | | | | | | | | | | | | |
| ANT1 | Level A1 | N/A | Voice | Right Cheek | 0 | 661 | 1880.0 | -0.03 | 0.246 | 29.47 | 30.00 | 1.130 | 0.278 | / |
| | | N/A | GPRS (4slots) | Right Cheek | 0 | 810 | 1909.8 | -0.01 | 0.273 | 25.89 | 26.00 | 1.026 | 0.280 | 3# |
| | | N/A | | Right Tilted | 0 | 810 | 1909.8 | 0.06 | 0.122 | 25.89 | 26.00 | 1.026 | 0.125 | / |
| | | N/A | | Left Cheek | 0 | 810 | 1909.8 | -0.11 | 0.178 | 25.89 | 26.00 | 1.026 | 0.183 | / |
| | | N/A | | Left Tilted | 0 | 810 | 1909.8 | -0.12 | 0.124 | 25.89 | 26.00 | 1.026 | 0.127 | / |
| Body | | | | | | | | | | | | | | |
| ANT1 | Level A1 | N/A | Voice | Back | 10 | 661 | 1880.0 | -0.01 | 0.203 | 26.48 | 27.00 | 1.127 | 0.229 | / |
| | | N/A | GPRS (4slots) | Front | 10 | 661 | 1880.0 | 0.02 | 0.146 | 22.76 | 23.00 | 1.057 | 0.154 | / |
| | | N/A | | Back | 10 | 661 | 1880.0 | -0.01 | 0.228 | 22.76 | 23.00 | 1.057 | 0.241 | 4# |
| | | N/A | | Left Side | 10 | 661 | 1880.0 | -0.01 | 0.117 | 22.76 | 23.00 | 1.057 | 0.124 | / |
| | | N/A | | Bottom Side | 10 | 661 | 1880.0 | -0.14 | 0.149 | 22.76 | 23.00 | 1.057 | 0.157 | / |
| P-sensor off | | | | | | | | | | | | | | |
| ANT1 | Level B1 | N/A | Voice | Back | 14 | 661 | 1880.0 | -0.16 | 0.293 | 29.47 | 30.00 | 1.130 | 0.331 | / |
| | | N/A | GPRS (4slots) | Front | 14 | 810 | 1909.8 | -0.19 | 0.181 | 25.89 | 26.00 | 1.026 | 0.186 | / |
| | | N/A | | Back | 14 | 810 | 1909.8 | -0.06 | 0.316 | 25.89 | 26.00 | 1.026 | 0.324 | 5# |
| | | N/A | | Left Side | 14 | 810 | 1909.8 | -0.02 | 0.184 | 25.89 | 26.00 | 1.026 | 0.189 | / |
| | | N/A | | Bottom Side | 14 | 810 | 1909.8 | -0.09 | 0.239 | 25.89 | 26.00 | 1.026 | 0.245 | / |
| Note: Refer to ANNEX C for the detailed test data for each test configuration. | | | | | | | | | | | | | | |

11.3WCDMA Band 2

| Antenna | Power Reduction | Sensor State | Mode | Position | Dist. (mm) | Ch. | Freq. (MHz) | Power Drift (dB) | 1g Meas SAR (W/kg) | Meas. Power (dBm) | Max. tune power (dBm) | Scaling Factor | 1g Scaled SAR (W/kg) | Meas. No. |
|---------------------|-----------------|--------------|------|--------------|------------|------|-------------|------------------|--------------------|-------------------|-----------------------|----------------|----------------------|-----------|
| Head | | | | | | | | | | | | | | |
| ANT1 | Level A1 | N/A | RMC | Right Cheek | 0 | 9538 | 1907.6 | -0.05 | 0.317 | 23.35 | 24.50 | 1.303 | 0.413 | / |
| | | N/A | | Right Tilted | 0 | 9538 | 1907.6 | 0.08 | 0.195 | 23.35 | 24.50 | 1.303 | 0.254 | / |
| | | N/A | | Left Cheek | 0 | 9538 | 1907.6 | 0.12 | 0.387 | 23.35 | 24.50 | 1.303 | 0.504 | 6# |
| | | N/A | | Left Tilted | 0 | 9538 | 1907.6 | 0.11 | 0.237 | 23.35 | 24.50 | 1.303 | 0.309 | / |
| Body | | | | | | | | | | | | | | |
| ANT1 | Level A1 | N/A | RMC | Front | 10 | 9400 | 1880.0 | 0.01 | 0.168 | 19.40 | 19.50 | 1.023 | 0.172 | / |
| | | N/A | | Back | 10 | 9400 | 1880.0 | 0.02 | 0.242 | 19.40 | 19.50 | 1.023 | 0.248 | 7# |
| | | N/A | | Left Side | 10 | 9400 | 1880.0 | 0.08 | 0.133 | 19.40 | 19.50 | 1.023 | 0.136 | / |
| | | N/A | | Bottom Side | 10 | 9400 | 1880.0 | -0.11 | 0.197 | 19.40 | 19.50 | 1.023 | 0.202 | / |
| P-sensor off | | | | | | | | | | | | | | |
| ANT1 | Level B1 | N/A | RMC | Front | 14 | 9538 | 1907.6 | 0.05 | 0.172 | 23.35 | 24.50 | 1.303 | 0.224 | / |
| | | N/A | | Back | 14 | 9538 | 1907.6 | 0.03 | 0.854 | 23.35 | 24.50 | 1.303 | 1.113 | 8# |
| | | N/A | | Back | 14 | 9262 | 1852.4 | -0.08 | 0.821 | 23.22 | 24.50 | 1.343 | 1.102 | / |
| | | N/A | | Back | 14 | 9400 | 1880.0 | 0.10 | 0.831 | 23.31 | 24.50 | 1.315 | 1.093 | / |
| | | N/A | | Left Side | 14 | 9538 | 1907.6 | 0.00 | 0.137 | 23.35 | 24.50 | 1.303 | 0.179 | / |
| | | N/A | | Bottom Side | 14 | 9538 | 1907.6 | 0.02 | 0.165 | 23.35 | 24.50 | 1.303 | 0.215 | / |

Note: Refer to ANNEX C for the detailed test data for each test configuration.

11.4WCDMA Band 4

| Antenna | Power Reduction | Sensor State | Mode | Position | Dist. (mm) | Ch. | Freq. (MHz) | Power Drift (dB) | 1g Meas SAR (W/kg) | Meas. Power (dBm) | Max. tune power (dBm) | Scaling Factor | 1g Scaled SAR (W/kg) | Meas. No. |
|---------------------|-----------------|--------------|------|--------------|------------|------|-------------|------------------|--------------------|-------------------|-----------------------|----------------|----------------------|-----------|
| Head | | | | | | | | | | | | | | |
| ANT1 | Level A1 | N/A | RMC | Right Cheek | 0 | 1412 | 1732.4 | 0.02 | 0.287 | 23.91 | 25.00 | 1.285 | 0.369 | / |
| | | N/A | | Right Tilted | 0 | 1412 | 1732.4 | 0.08 | 0.254 | 23.91 | 25.00 | 1.285 | 0.326 | / |
| | | N/A | | Left Cheek | 0 | 1412 | 1732.4 | 0.08 | 0.312 | 23.91 | 25.00 | 1.285 | 0.401 | 9# |
| | | N/A | | Left Tilted | 0 | 1412 | 1732.4 | -0.02 | 0.220 | 23.91 | 25.00 | 1.285 | 0.283 | / |
| Body | | | | | | | | | | | | | | |
| ANT1 | Level A1 | N/A | RMC | Front | 10 | 1513 | 1752.6 | 0.01 | 0.424 | 21.97 | 22.00 | 1.007 | 0.427 | / |
| | | N/A | | Back | 10 | 1513 | 1752.6 | 0.02 | 0.579 | 21.97 | 22.00 | 1.007 | 0.583 | 10# |
| | | N/A | | Left Side | 10 | 1513 | 1752.6 | 0.15 | 0.392 | 21.97 | 22.00 | 1.007 | 0.395 | / |
| | | N/A | | Bottom Side | 10 | 1513 | 1752.6 | 0.16 | 0.467 | 21.97 | 22.00 | 1.007 | 0.470 | / |
| P-sensor off | | | | | | | | | | | | | | |
| ANT1 | Level B1 | N/A | RMC | Front | 14 | 1412 | 1732.4 | 0.03 | 0.250 | 23.91 | 25.00 | 1.285 | 0.321 | / |
| | | N/A | | Back | 14 | 1412 | 1732.4 | 0.04 | 0.590 | 23.91 | 25.00 | 1.285 | 0.758 | 11# |
| | | N/A | | Left Side | 14 | 1412 | 1732.4 | -0.04 | 0.423 | 23.91 | 25.00 | 1.285 | 0.544 | / |
| | | N/A | | Bottom Side | 14 | 1412 | 1732.4 | 0.18 | 0.266 | 23.91 | 25.00 | 1.285 | 0.342 | / |

Note: Refer to ANNEX C for the detailed test data for each test configuration.

11.5WCDMA Band 5

| Antenna | Power Reduction | Sensor State | Mode | Position | Dist. (mm) | Ch. | Freq. (MHz) | Power Drift (dB) | 1g Meas SAR (W/kg) | Meas. Power (dBm) | Max. tune power (dBm) | Scaling Factor | 1g Scaled SAR (W/kg) | Meas. No. |
|-------------|-----------------|--------------|------|--------------|------------|------|-------------|------------------|--------------------|-------------------|-----------------------|----------------|----------------------|-----------|
| Head | | | | | | | | | | | | | | |
| ANT0 | Level A1 | N/A | RMC | Right Cheek | 0 | 4233 | 846.6 | 0.10 | 0.229 | 23.78 | 25.00 | 1.324 | 0.303 | 12# |
| | | N/A | | Right Tilted | 0 | 4233 | 846.6 | 0.02 | 0.073 | 23.78 | 25.00 | 1.324 | 0.096 | / |
| | | N/A | | Left Cheek | 0 | 4233 | 846.6 | 0.06 | 0.193 | 23.78 | 25.00 | 1.324 | 0.256 | / |
| | | N/A | | Left Tilted | 0 | 4233 | 846.6 | 0.09 | 0.072 | 23.78 | 25.00 | 1.324 | 0.095 | / |
| Body | | | | | | | | | | | | | | |
| ANT0 | Level A1 | N/A | RMC | Front | 10 | 4233 | 846.6 | -0.18 | 0.263 | 23.78 | 25.00 | 1.324 | 0.348 | / |
| | | N/A | | Back | 10 | 4233 | 846.6 | -0.03 | 0.437 | 23.78 | 25.00 | 1.324 | 0.579 | 13# |
| | | N/A | | Left Side | 10 | 4233 | 846.6 | 0.02 | 0.132 | 23.78 | 25.00 | 1.324 | 0.175 | / |
| | | N/A | | Right Side | 10 | 4233 | 846.6 | 0.12 | 0.228 | 23.78 | 25.00 | 1.324 | 0.302 | / |
| | | N/A | | Bottom Side | 10 | 4233 | 846.6 | -0.01 | 0.302 | 23.78 | 25.00 | 1.324 | 0.400 | / |

Note: Refer to ANNEX C for the detailed test data for each test configuration.

11.6LTE Band 12 (10MHz Bandwidth)

| Antenna | Power Reduction | Sensor State | Mode | Position | Dist. (mm) | Ch. | Freq. (MHz) | RB Num. | RB Start | Power Drift (dB) | 1g Meas SAR (W/kg) | Meas. Power (dBm) | Max. tune power (dBm) | Scaling Factor | 1g Scaled SAR (W/kg) | Meas. No. |
|-------------|-----------------|--------------|------|--------------|------------|-------|-------------|---------|----------|------------------|--------------------|-------------------|-----------------------|----------------|----------------------|-----------|
| Head | | | | | | | | | | | | | | | | |
| ANT0 | Level A1 | N/A | QPSK | Right Cheek | 0 | 23095 | 707.5 | 1 | High | -0.09 | 0.246 | 24.82 | 25.00 | 1.042 | 0.256 | 14# |
| | | 0 | | | 23095 | 707.5 | 25 | Mid | 0.16 | 0.195 | 23.69 | 24.00 | 1.074 | 0.209 | / | |
| | | N/A | | Right Tilted | 0 | 23095 | 707.5 | 1 | High | 0.07 | 0.122 | 24.82 | 25.00 | 1.042 | 0.127 | / |
| | | N/A | | | 0 | 23095 | 707.5 | 25 | Mid | 0.12 | 0.097 | 23.69 | 24.00 | 1.074 | 0.104 | / |
| | | N/A | | Left Cheek | 0 | 23095 | 707.5 | 1 | High | 0.08 | 0.232 | 24.82 | 25.00 | 1.042 | 0.242 | / |
| | | N/A | | | 0 | 23095 | 707.5 | 25 | Mid | -0.16 | 0.179 | 23.69 | 24.00 | 1.074 | 0.192 | / |
| | | N/A | | Left Tilted | 0 | 23095 | 707.5 | 1 | High | -0.18 | 0.095 | 24.82 | 25.00 | 1.042 | 0.099 | / |
| | | N/A | | | 0 | 23095 | 707.5 | 25 | Mid | -0.15 | 0.077 | 23.69 | 24.00 | 1.074 | 0.082 | / |
| Body | | | | | | | | | | | | | | | | |
| ANT0 | Level A1 | N/A | QPSK | Front | 10 | 23095 | 707.5 | 1 | High | -0.07 | 0.281 | 24.82 | 25.00 | 1.042 | 0.293 | / |
| | | 10 | | | 23095 | 707.5 | 25 | Mid | -0.04 | 0.218 | 23.69 | 24.00 | 1.074 | 0.234 | / | |
| | | N/A | | Back | 10 | 23095 | 707.5 | 1 | High | 0.06 | 0.368 | 24.82 | 25.00 | 1.042 | 0.384 | / |
| | | N/A | | | 10 | 23095 | 707.5 | 25 | Mid | 0.04 | 0.293 | 23.69 | 24.00 | 1.074 | 0.315 | / |
| | | N/A | | Left Side | 10 | 23095 | 707.5 | 1 | High | -0.07 | 0.251 | 24.82 | 25.00 | 1.042 | 0.262 | / |
| | | N/A | | | 10 | 23095 | 707.5 | 25 | Mid | -0.04 | 0.200 | 23.69 | 24.00 | 1.074 | 0.215 | / |
| | | N/A | | Right Side | 10 | 23095 | 707.5 | 1 | High | -0.02 | 0.412 | 24.82 | 25.00 | 1.042 | 0.429 | 15# |
| | | N/A | | | 10 | 23095 | 707.5 | 25 | Mid | -0.11 | 0.350 | 23.69 | 24.00 | 1.074 | 0.376 | / |
| | | N/A | | Bottom Side | 10 | 23095 | 707.5 | 1 | High | -0.12 | 0.167 | 24.82 | 25.00 | 1.042 | 0.174 | / |
| | | N/A | | | 10 | 23095 | 707.5 | 25 | Mid | -0.16 | 0.129 | 23.69 | 24.00 | 1.074 | 0.139 | / |

Note: Refer to ANNEX C for the detailed test data for each test configuration.

11.7LTE Band 25 (20MHz Bandwidth)

| Antenna | Power Reduction | Sensor State | Mode | Position | Dist. (mm) | Ch. | Freq. (MHz) | RB Num. | RB Start | Power Drift (dB) | 1g Meas SAR (W/kg) | Meas. Power (dBm) | Max. tune power (dBm) | Scaling Factor | 1g Scaled SAR (W/kg) | Meas. No. |
|--|-----------------|--------------|------|--------------|------------|-------|-------------|---------|----------|------------------|--------------------|-------------------|-----------------------|----------------|----------------------|-----------|
| Head | | | | | | | | | | | | | | | | |
| ANT1 | Level A1 | N/A | QPSK | Right Cheek | 0 | 26340 | 1880 | 1 | Mid | -0.03 | 0.242 | 24.97 | 25.00 | 1.007 | 0.244 | / |
| | | N/A | | | 0 | 26340 | 1880 | 50 | Low | 0.01 | 0.198 | 23.88 | 24.00 | 1.028 | 0.204 | / |
| | | N/A | | Right Tilted | 0 | 26340 | 1880 | 1 | Mid | 0.16 | 0.173 | 24.97 | 25.00 | 1.007 | 0.174 | / |
| | | N/A | | | 0 | 26340 | 1880 | 50 | Low | 0.07 | 0.137 | 23.88 | 24.00 | 1.028 | 0.141 | / |
| | | N/A | | Left Cheek | 0 | 26340 | 1880 | 1 | Mid | -0.02 | 0.279 | 24.97 | 25.00 | 1.007 | 0.281 | 16# |
| | | N/A | | | 0 | 26340 | 1880 | 50 | Low | 0.12 | 0.213 | 23.88 | 25.00 | 1.294 | 0.276 | / |
| | | N/A | | Left Tilted | 0 | 26340 | 1880 | 1 | Mid | 0.03 | 0.204 | 24.97 | 25.00 | 1.007 | 0.205 | / |
| | | N/A | | | 0 | 26340 | 1880 | 50 | Low | -0.01 | 0.163 | 23.88 | 25.00 | 1.294 | 0.211 | / |
| Body | | | | | | | | | | | | | | | | |
| ANT1 | Level A1 | N/A | QPSK | Front Side | 10 | 26340 | 1880 | 1 | Mid | -0.04 | 0.223 | 20.46 | 20.50 | 1.009 | 0.225 | / |
| | | N/A | | | 10 | 26340 | 1880 | 50 | Low | 0.07 | 0.169 | 19.44 | 19.50 | 1.014 | 0.171 | / |
| | | N/A | | Back Side | 10 | 26340 | 1880 | 1 | Mid | 0.09 | 0.332 | 20.46 | 20.50 | 1.009 | 0.335 | 17# |
| | | N/A | | | 10 | 26340 | 1880 | 50 | Low | 0.06 | 0.321 | 19.44 | 19.50 | 1.014 | 0.325 | / |
| | | N/A | | Left Side | 10 | 26340 | 1880 | 1 | Mid | 0.12 | 0.202 | 20.46 | 20.50 | 1.009 | 0.204 | / |
| | | N/A | | | 10 | 26340 | 1880 | 50 | Low | 0.19 | 0.165 | 19.44 | 19.50 | 1.014 | 0.167 | / |
| | | N/A | | Bottom Side | 10 | 26340 | 1880 | 1 | Mid | 0.08 | 0.267 | 20.46 | 20.50 | 1.009 | 0.269 | / |
| | | N/A | | | 10 | 26340 | 1880 | 50 | Low | -0.18 | 0.215 | 19.44 | 19.50 | 1.014 | 0.218 | / |
| P-sensor off | | | | | | | | | | | | | | | | |
| ANT1 | Level B1 | N/A | QPSK | Front Side | 14 | 26340 | 1880 | 1 | Mid | 0.19 | 0.177 | 24.97 | 25.00 | 1.007 | 0.178 | / |
| | | N/A | | | 14 | 26340 | 1880 | 50 | Low | 0.09 | 0.139 | 23.88 | 24.00 | 1.028 | 0.143 | / |
| | | N/A | | Back Side | 14 | 26340 | 1880 | 1 | Mid | 0.06 | 0.308 | 24.97 | 25.00 | 1.007 | 0.310 | 18# |
| | | N/A | | | 14 | 26340 | 1880 | 50 | Low | 0.11 | 0.296 | 23.88 | 24.00 | 1.028 | 0.304 | / |
| | | N/A | | Left Side | 14 | 26340 | 1880 | 1 | Mid | -0.01 | 0.165 | 24.97 | 25.00 | 1.007 | 0.166 | / |
| | | N/A | | | 14 | 26340 | 1880 | 50 | Low | -0.08 | 0.157 | 23.88 | 24.00 | 1.028 | 0.161 | / |
| | | N/A | | Bottom Side | 14 | 26340 | 1880 | 1 | Mid | 0.10 | 0.179 | 24.97 | 25.00 | 1.007 | 0.180 | / |
| | | N/A | | | 14 | 26340 | 1880 | 50 | Low | -0.06 | 0.181 | 23.88 | 24.00 | 1.028 | 0.186 | / |
| Note: Refer to ANNEX C for the detailed test data for each test configuration. | | | | | | | | | | | | | | | | |

11.9LTE Band 26 (15MHz Bandwidth)

| Antenna | Power Reduction | Sensor State | Mode | Position | Dist. (mm) | Ch. | Freq. (MHz) | RB Num. | RB Start | Power Drift (dB) | 1g Meas SAR (W/kg) | Meas. Power (dBm) | Max. tune power (dBm) | Scaling Factor | 1g Scaled SAR (W/kg) | Meas. No. | | | |
|--|-----------------|---------------------|-------|--------------|------------|-------|-------------|---------|----------|------------------|--------------------|-------------------|-----------------------|----------------|----------------------|-----------|-------|-------|---|
| Head | | | | | | | | | | | | | | | | | | | |
| ANT0 | Level A1 | N/A | QPSK | Right Cheek | 0 | 26865 | 831.5 | 1 | Mid | 0.07 | 0.295 | 24.67 | 25.00 | 1.079 | 0.318 | 19# | | | |
| | | N/A | | | 0 | 26865 | 831.5 | 36 | Low | 0.08 | 0.233 | 23.81 | 24.00 | 1.045 | 0.243 | / | | | |
| | | N/A | | Right Tilted | 0 | 26865 | 831.5 | 1 | Mid | 0.08 | 0.127 | 24.67 | 25.00 | 1.079 | 0.137 | / | | | |
| | | N/A | | | 0 | 26865 | 831.5 | 36 | Low | -0.15 | 0.100 | 23.81 | 24.00 | 1.045 | 0.104 | / | | | |
| | | N/A | | Left Cheek | 0 | 26865 | 831.5 | 1 | Mid | 0.15 | 0.279 | 24.67 | 25.00 | 1.079 | 0.301 | / | | | |
| | | N/A | | | 0 | 26865 | 831.5 | 36 | Low | 0.19 | 0.212 | 23.81 | 24.00 | 1.045 | 0.221 | / | | | |
| | | N/A | | Left Tilted | 0 | 26865 | 831.5 | 1 | Mid | -0.02 | 0.109 | 24.67 | 25.00 | 1.079 | 0.118 | / | | | |
| | | N/A | | | 0 | 26865 | 831.5 | 36 | Low | -0.04 | 0.087 | 23.81 | 24.00 | 1.045 | 0.090 | / | | | |
| Body | | | | | | | | | | | | | | | | | | | |
| ANT0 | Level A1 | N/A | QPSK | Front Side | 10 | 26865 | 831.5 | 1 | Mid | 0.08 | 0.295 | 23.35 | 24.00 | 1.161 | 0.343 | / | | | |
| | | N/A | | | 10 | 26865 | 831.5 | 36 | Mid | -0.10 | 0.231 | 22.40 | 23.00 | 1.148 | 0.265 | / | | | |
| | | N/A | | Back Side | 10 | 26865 | 831.5 | 1 | Mid | -0.07 | 0.463 | 23.35 | 24.00 | 1.161 | 0.538 | 20# | | | |
| | | N/A | | | 10 | 26865 | 831.5 | 36 | Mid | 0.02 | 0.432 | 22.40 | 23.00 | 1.148 | 0.496 | / | | | |
| | | N/A | | Left Side | 10 | 26865 | 831.5 | 1 | Mid | -0.08 | 0.172 | 23.35 | 24.00 | 1.161 | 0.200 | / | | | |
| | | N/A | | | 10 | 26865 | 831.5 | 36 | Mid | 0.08 | 0.136 | 22.40 | 23.00 | 1.148 | 0.156 | / | | | |
| | | N/A | | Right Side | 10 | 26865 | 831.5 | 1 | Mid | 0.02 | 0.283 | 23.35 | 24.00 | 1.161 | 0.329 | / | | | |
| | | N/A | | | 10 | 26865 | 831.5 | 36 | Mid | 0.03 | 0.223 | 22.40 | 23.00 | 1.148 | 0.256 | / | | | |
| | | N/A | | Bottom Side | 10 | 26865 | 831.5 | 1 | Mid | 0.11 | 0.328 | 23.35 | 24.00 | 1.161 | 0.381 | / | | | |
| | | N/A | | | 10 | 26865 | 831.5 | 36 | Mid | 0.01 | 0.254 | 22.40 | 23.00 | 1.148 | 0.292 | / | | | |
| | | P-sensor off | | | | | | | | | | | | | | | | | |
| | | ANT0 | | Level B1 | N/A | QPSK | Front Side | 14 | 26865 | 831.5 | 1 | Mid | 0.09 | 0.183 | 24.67 | 25.00 | 1.079 | 0.197 | / |
| N/A | 14 | | 26865 | | 831.5 | | | 36 | Low | -0.04 | 0.177 | 23.81 | 24.00 | 1.045 | 0.185 | / | | | |
| N/A | Back Side | | 14 | | 26865 | | 831.5 | 1 | Mid | -0.03 | 0.217 | 24.67 | 25.00 | 1.079 | 0.234 | 21# | | | |
| N/A | | | 14 | | 26865 | | 831.5 | 36 | Low | 0.18 | 0.209 | 23.81 | 24.00 | 1.045 | 0.218 | / | | | |
| N/A | Left Side | | 14 | | 26865 | | 831.5 | 1 | Mid | 0.15 | 0.156 | 24.67 | 25.00 | 1.079 | 0.168 | / | | | |
| N/A | | | 14 | | 26865 | | 831.5 | 36 | Low | -0.19 | 0.144 | 23.81 | 24.00 | 1.045 | 0.150 | / | | | |
| N/A | Right Side | | 14 | | 26865 | | 831.5 | 1 | Mid | 0.03 | 0.212 | 24.67 | 25.00 | 1.079 | 0.229 | / | | | |
| N/A | | | 14 | | 26865 | | 831.5 | 36 | Low | -0.10 | 0.204 | 23.81 | 24.00 | 1.045 | 0.213 | / | | | |
| N/A | Bottom Side | | 14 | | 26865 | | 831.5 | 1 | Mid | 0.10 | 0.167 | 24.67 | 25.00 | 1.079 | 0.180 | / | | | |
| N/A | | | 14 | | 26865 | | 831.5 | 36 | Low | 0.12 | 0.158 | 23.81 | 24.00 | 1.045 | 0.165 | / | | | |
| Note: Refer to ANNEX C for the detailed test data for each test configuration. | | | | | | | | | | | | | | | | | | | |

11.10 LTE Band 66 (20MHz Bandwidth)

| Antenna | Power Reduction | Sensor State | Mode | Position | Dist. (mm) | Ch. | Freq. (MHz) | RB Num. | RB Start | Power Drift (dB) | 1g Meas SAR (W/kg) | Meas. Power (dBm) | Max. tune power (dBm) | Scaling Factor | 1g Scaled SAR (W/kg) | Meas. No. |
|--|-----------------|--------------|------|--------------|------------|--------|-------------|---------|----------|------------------|--------------------|-------------------|-----------------------|----------------|----------------------|-----------|
| Head | | | | | | | | | | | | | | | | |
| ANT1 | Level A1 | N/A | QPSK | Right Cheek | 0 | 132072 | 1720 | 1 | Mid | 0.03 | 0.258 | 24.93 | 25.00 | 1.016 | 0.262 | / |
| | | N/A | | | 0 | 132572 | 1770 | 50 | Low | 0.03 | 0.182 | 23.85 | 25.00 | 1.303 | 0.237 | / |
| | | N/A | | Right Tilted | 0 | 132072 | 1720 | 1 | Mid | 0.03 | 0.241 | 24.93 | 25.00 | 1.016 | 0.245 | / |
| | | N/A | | | 0 | 132572 | 1770 | 50 | Low | 0.12 | 0.139 | 23.85 | 25.00 | 1.303 | 0.181 | / |
| | | N/A | | Left Cheek | 0 | 132072 | 1720 | 1 | Mid | 0.08 | 0.278 | 24.93 | 25.00 | 1.016 | 0.283 | 22# |
| | | N/A | | | 0 | 132572 | 1770 | 50 | Low | -0.08 | 0.214 | 23.85 | 25.00 | 1.303 | 0.279 | / |
| | | N/A | | Left Tilted | 0 | 132072 | 1720 | 1 | Mid | 0.09 | 0.218 | 24.93 | 25.00 | 1.016 | 0.222 | / |
| | | N/A | | | 0 | 132572 | 1770 | 50 | Low | 0.12 | 0.164 | 23.85 | 25.00 | 1.303 | 0.214 | / |
| Body | | | | | | | | | | | | | | | | |
| ANT1 | Level A1 | N/A | QPSK | Front Side | 10 | 132322 | 1745 | 1 | Mid | 0.10 | 0.284 | 21.96 | 22.00 | 1.009 | 0.287 | / |
| | | N/A | | | 10 | 132572 | 1770 | 50 | Low | 0.14 | 0.221 | 20.90 | 21.00 | 1.023 | 0.226 | / |
| | | N/A | | Back Side | 10 | 132322 | 1745 | 1 | Mid | -0.04 | 0.394 | 21.96 | 22.00 | 1.009 | 0.398 | 23# |
| | | N/A | | | 10 | 132572 | 1770 | 50 | Low | 0.01 | 0.372 | 20.90 | 21.00 | 1.023 | 0.381 | / |
| | | N/A | | Left Side | 10 | 132322 | 1745 | 1 | Mid | 0.15 | 0.257 | 21.96 | 22.00 | 1.009 | 0.259 | / |
| | | N/A | | | 10 | 132572 | 1770 | 50 | Low | -0.09 | 0.230 | 20.90 | 21.00 | 1.023 | 0.235 | / |
| | | N/A | | Right Side | 10 | 132322 | 1745 | 1 | Mid | 0.07 | 0.141 | 21.96 | 22.00 | 1.009 | 0.142 | / |
| | | N/A | | | 10 | 132572 | 1770 | 50 | Low | 0.00 | 0.111 | 20.90 | 21.00 | 1.023 | 0.114 | / |
| | | N/A | | Bottom Side | 10 | 132322 | 1745 | 1 | Mid | 0.06 | 0.353 | 21.96 | 22.00 | 1.009 | 0.356 | / |
| | | N/A | | | 10 | 132572 | 1770 | 50 | Low | 0.03 | 0.289 | 20.90 | 21.00 | 1.023 | 0.296 | / |
| P-sensor off | | | | | | | | | | | | | | | | |
| ANT1 | Level B1 | N/A | QPSK | Front Side | 14 | 132072 | 1720 | 1 | Mid | -0.16 | 0.286 | 24.93 | 25.00 | 1.016 | 0.291 | / |
| | | N/A | | | 14 | 132572 | 1770 | 50 | Low | -0.17 | 0.241 | 23.85 | 24.00 | 1.035 | 0.249 | / |
| | | N/A | | Back Side | 14 | 132072 | 1720 | 1 | Mid | -0.03 | 0.321 | 24.93 | 25.00 | 1.016 | 0.326 | 24# |
| | | N/A | | | 14 | 132572 | 1770 | 50 | Low | -0.16 | 0.308 | 23.85 | 24.00 | 1.035 | 0.319 | / |
| | | N/A | | Left Side | 14 | 132072 | 1720 | 1 | Mid | -0.02 | 0.245 | 24.93 | 25.00 | 1.016 | 0.249 | / |
| | | N/A | | | 14 | 132572 | 1770 | 50 | Low | 0.16 | 0.231 | 23.85 | 24.00 | 1.035 | 0.239 | / |
| | | N/A | | Right Side | 14 | 132072 | 1720 | 1 | Mid | -0.03 | 0.227 | 24.93 | 25.00 | 1.016 | 0.231 | / |
| | | N/A | | | 14 | 132572 | 1770 | 50 | Low | 0.18 | 0.238 | 23.85 | 24.00 | 1.035 | 0.246 | / |
| | | N/A | | Bottom Side | 14 | 132072 | 1720 | 1 | Mid | -0.06 | 0.257 | 24.93 | 25.00 | 1.016 | 0.261 | / |
| | | N/A | | | 14 | 132572 | 1770 | 50 | Low | -0.12 | 0.270 | 23.85 | 24.00 | 1.035 | 0.279 | / |
| Note: Refer to ANNEX C for the detailed test data for each test configuration. | | | | | | | | | | | | | | | | |

11.11 LTE Band 71 (20MHz Bandwidth)

| Antenna | Power Reduction | Sensor State | Mode | Position | Dist. (mm) | Ch. | Freq. (MHz) | RB Num. | RB Start | Power Drift (dB) | 1g Meas SAR (W/kg) | Meas. Power (dBm) | Max. tune power (dBm) | Scaling Factor | 1g Scaled SAR (W/kg) | Meas. No. |
|-------------|-----------------|--------------|------|--------------|------------|--------|-------------|---------|----------|------------------|--------------------|-------------------|-----------------------|----------------|----------------------|-----------|
| Head | | | | | | | | | | | | | | | | |
| ANT0 | Level A1 | N/A | QPSK | Right Cheek | 0 | 133322 | 683 | 1 | Mid | 0.09 | 0.182 | 24.15 | 25.00 | 1.216 | 0.221 | 25# |
| | | N/A | | | 0 | 133322 | 683 | 50 | Low | -0.01 | 0.142 | 22.94 | 24.00 | 1.276 | 0.181 | / |
| | | N/A | | Right Tilted | 0 | 133322 | 683 | 1 | Mid | -0.02 | 0.082 | 24.15 | 25.00 | 1.216 | 0.099 | / |
| | | N/A | | | 0 | 133322 | 683 | 50 | Low | 0.03 | 0.070 | 22.94 | 24.00 | 1.276 | 0.089 | / |
| | | N/A | | Left Cheek | 0 | 133322 | 683 | 1 | Mid | 0.01 | 0.139 | 24.15 | 25.00 | 1.216 | 0.169 | / |
| | | N/A | | | 0 | 133322 | 683 | 50 | Low | -0.02 | 0.118 | 22.94 | 24.00 | 1.276 | 0.151 | / |
| | | N/A | | Left Tilted | 0 | 133322 | 683 | 1 | Mid | -0.03 | 0.071 | 24.15 | 25.00 | 1.216 | 0.086 | / |
| | | N/A | | | 0 | 133322 | 683 | 50 | Low | 0.07 | 0.063 | 22.94 | 24.00 | 1.276 | 0.080 | / |
| Body | | | | | | | | | | | | | | | | |
| ANT0 | Level A1 | N/A | QPSK | Front Side | 10 | 133322 | 683 | 1 | Mid | 0.02 | 0.179 | 24.15 | 25.00 | 1.216 | 0.218 | / |
| | | N/A | | | 10 | 133322 | 683 | 50 | Low | -0.15 | 0.155 | 22.94 | 24.00 | 1.276 | 0.198 | / |
| | | N/A | | Back Side | 10 | 133322 | 683 | 1 | Mid | -0.05 | 0.241 | 24.15 | 25.00 | 1.216 | 0.293 | / |
| | | N/A | | | 10 | 133322 | 683 | 50 | Low | -0.03 | 0.210 | 22.94 | 24.00 | 1.276 | 0.268 | / |
| | | N/A | | Left Side | 10 | 133322 | 683 | 1 | Mid | 0.09 | 0.149 | 24.15 | 25.00 | 1.216 | 0.181 | / |
| | | N/A | | | 10 | 133322 | 683 | 50 | Low | 0.09 | 0.132 | 22.94 | 24.00 | 1.276 | 0.168 | / |
| | | N/A | | Right Side | 10 | 133322 | 683 | 1 | Mid | 0.02 | 0.314 | 24.15 | 25.00 | 1.216 | 0.382 | 26# |
| | | N/A | | | 10 | 133322 | 683 | 50 | Low | -0.11 | 0.266 | 22.94 | 24.00 | 1.276 | 0.340 | / |
| | | N/A | | Bottom Side | 10 | 133322 | 683 | 1 | Mid | 0.11 | 0.135 | 24.15 | 25.00 | 1.216 | 0.164 | / |
| | | N/A | | | 10 | 133322 | 683 | 50 | Low | 0.02 | 0.110 | 22.94 | 24.00 | 1.276 | 0.140 | / |

11.12 LTE Band 41_PC3 (20MHz Bandwidth)

| Antenna | Power Reduction | Sensor State | Mode | Position | Dist. (mm) | Ch. | Freq. (MHz) | RB Num. | RB Start | Power Drift (dB) | 1g Meas SAR (W/kg) | Meas. Power (dBm) | Max. tune power (dBm) | Scaling Factor | 1g Scaled SAR (W/kg) | Meas. No. |
|-------------|-----------------|--------------|------|--------------|------------|-------|-------------|---------|----------|------------------|--------------------|-------------------|-----------------------|----------------|----------------------|-----------|
| Head | | | | | | | | | | | | | | | | |
| ANT0 | Level A1 | N/A | QPSK | Right Cheek | 0 | 41490 | 2680 | 1 | Mid | 0.07 | 0.08 | 24.73 | 25.00 | 1.064 | 0.084 | / |
| | | N/A | | | 0 | 41490 | 2680 | 50 | High | 0.12 | 0.062 | 23.96 | 24.00 | 1.009 | 0.062 | / |
| | | N/A | | Right Tilted | 0 | 41490 | 2680 | 1 | Mid | 0.08 | 0.064 | 24.73 | 25.00 | 1.064 | 0.068 | / |
| | | N/A | | | 0 | 41490 | 2680 | 50 | High | -0.16 | 0.053 | 23.96 | 24.00 | 1.009 | 0.053 | / |
| | | N/A | | Left Cheek | 0 | 41490 | 2680 | 1 | Mid | -0.09 | 0.159 | 24.73 | 25.00 | 1.064 | 0.169 | 27# |
| | | N/A | | | 0 | 41490 | 2680 | 50 | High | 0.04 | 0.114 | 23.96 | 24.00 | 1.009 | 0.115 | / |
| | | N/A | | Left Tilted | 0 | 41490 | 2680 | 1 | Mid | -0.07 | 0.095 | 24.73 | 25.00 | 1.064 | 0.101 | / |
| | | N/A | | | 0 | 41490 | 2680 | 50 | High | -0.04 | 0.061 | 23.96 | 24.00 | 1.009 | 0.062 | / |
| Body | | | | | | | | | | | | | | | | |
| ANT0 | Level A1 | N/A | QPSK | Front Side | 10 | 41490 | 2680 | 1 | Mid | -0.03 | 0.412 | 24.73 | 25.00 | 1.064 | 0.438 | / |
| | | N/A | | | 10 | 41490 | 2680 | 50 | High | 0.01 | 0.313 | 23.96 | 24.00 | 1.009 | 0.316 | / |
| | | N/A | | Back Side | 10 | 41490 | 2680 | 1 | Mid | 0.16 | 0.358 | 24.73 | 25.00 | 1.064 | 0.381 | / |

| | | | | | | | | | | | | | | | | |
|--|--|------------|--|-----------|----|-------|------|----|------|-------|-------|-------|-------|-------|--------------|-----|
| | | N/A | | Left Side | 10 | 41490 | 2680 | 50 | High | -0.11 | 0.278 | 23.96 | 24.00 | 1.009 | 0.281 | / |
| | | N/A | | | 10 | 41490 | 2680 | 1 | Mid | -0.12 | 0.163 | 24.73 | 25.00 | 1.064 | 0.173 | / |
| | | N/A | | | 10 | 41490 | 2680 | 50 | High | -0.16 | 0.128 | 23.96 | 24.00 | 1.009 | 0.129 | / |
| | | N/A | | | 10 | 41490 | 2680 | 1 | Mid | -0.18 | 0.094 | 24.73 | 25.00 | 1.064 | 0.100 | / |
| | | Right Side | | N/A | 10 | 41490 | 2680 | 50 | High | -0.15 | 0.072 | 23.96 | 24.00 | 1.009 | 0.073 | / |
| | | | | N/A | 10 | 41490 | 2680 | 1 | Mid | -0.02 | 0.549 | 24.73 | 25.00 | 1.064 | 0.584 | 28# |
| | | | | N/A | 10 | 41490 | 2680 | 50 | High | -0.16 | 0.435 | 23.96 | 24.00 | 1.009 | 0.439 | / |
| | | | | N/A | 10 | 41490 | 2680 | 50 | High | -0.16 | 0.435 | 23.96 | 24.00 | 1.009 | 0.439 | / |

Note: Refer to ANNEX C for the detailed test data for each test configuration.

11.13 LTE Band 41 (20MHz Bandwidth) Worse case for CA Test

| Antenna | Power Reduction | Sensor State | Mode | Position | Dist. (mm) | Ch. | Freq. (MHz) | RB Num. | RB Start | Power Drift (dB) | 1g Meas SAR (W/kg) | Meas. Power (dBm) | Max. tune power (dBm) | Scaling Factor | 1g Scaled SAR (W/kg) | Meas. No. |
|-------------|-----------------|--------------|------|-------------|------------|-----------------|-----------------|---------|--------------|------------------|--------------------|-------------------|-----------------------|----------------|----------------------|-----------|
| Head | | | | | | | | | | | | | | | | |
| ANT0 | Level A1 | N/A | QPSK | Left Cheek | 0 | 41490 +41292 | 2680 +2660.2 | 1+1 | Low +High | -0.11 | 0.139 | 24.38 | 25.00 | 1.153 | 0.160 | / |
| Body | | | | | | | | | | | | | | | | |
| ANT0 | Level A1 | N/A | QPSK | Bottom Side | 10 | 41490 +41292 | 2680 +2660.2 | 1+1 | Low +High | 0.12 | 0.474 | 24.38 | 25.00 | 1.153 | 0.547 | / |

Note: Refer to ANNEX C for the detailed test data for each test configuration.

11.14 LTE Band 41_PC2 (20MHz Bandwidth)

| Antenna | Power Reduction | Sensor State | Mode | Position | Dist. (mm) | Ch. | Freq. (MHz) | RB Num. | RB Start | Power Drift (dB) | 1g Meas SAR (W/kg) | Meas. Power (dBm) | Max. tune power (dBm) | Scaling Factor | 1g Scaled SAR (W/kg) | Meas. No. |
|-------------|-----------------|--------------|------|--------------|------------|-------|-------------|---------|----------|------------------|--------------------|-------------------|-----------------------|----------------|----------------------|-----------|
| Head | | | | | | | | | | | | | | | | |
| ANT0 | Level A1 | N/A | QPSK | Right Cheek | 0 | 41490 | 2680 | 1 | Mid | 0.09 | 0.109 | 26.77 | 28.00 | 1.327 | 0.145 | / |
| | | N/A | | | 0 | 41490 | 2680 | 50 | Mid | 0.16 | 0.108 | 25.44 | 27.00 | 1.432 | 0.155 | / |
| | | N/A | | Right Tilted | 0 | 41490 | 2680 | 1 | Mid | 0.07 | 0.069 | 26.77 | 28.00 | 1.327 | 0.091 | / |
| | | N/A | | | 0 | 41490 | 2680 | 50 | Mid | 0.03 | 0.055 | 25.44 | 27.00 | 1.432 | 0.079 | / |
| | | N/A | | Left Cheek | 0 | 41490 | 2680 | 1 | Mid | 0.07 | 0.203 | 26.77 | 28.00 | 1.327 | 0.269 | 29# |
| | | N/A | | | 0 | 41490 | 2680 | 50 | Mid | 0.05 | 0.156 | 25.44 | 27.00 | 1.432 | 0.223 | / |
| | | N/A | | Left Tilted | 0 | 41490 | 2680 | 1 | Mid | 0.03 | 0.110 | 26.77 | 28.00 | 1.327 | 0.146 | / |
| | | N/A | | | 0 | 41490 | 2680 | 50 | Mid | 0.02 | 0.082 | 25.44 | 27.00 | 1.432 | 0.118 | / |
| Body | | | | | | | | | | | | | | | | |
| ANT0 | Level A1 | N/A | QPSK | Front Side | 10 | 41490 | 2680 | 1 | Mid | 0.08 | 0.636 | 26.77 | 28.00 | 1.327 | 0.844 | / |
| | | N/A | | | 10 | 39750 | 2506 | 1 | Mid | 0.08 | 0.692 | 26.46 | 28.00 | 1.426 | 0.987 | / |
| | | N/A | | | 10 | 40185 | 2549.5 | 1 | Mid | -0.15 | 0.628 | 26.57 | 28.00 | 1.390 | 0.873 | / |
| | | N/A | | | 10 | 40620 | 2593 | 1 | Mid | 0.15 | 0.606 | 26.59 | 28.00 | 1.384 | 0.838 | / |
| | | N/A | | | 10 | 41055 | 2636.5 | 1 | Mid | 0.16 | 0.617 | 26.62 | 28.00 | 1.374 | 0.848 | / |
| | | N/A | | | 10 | 41490 | 2680 | 50 | Mid | 0.19 | 0.503 | 25.44 | 27.00 | 1.432 | 0.720 | / |

| | | | | | | | | | | | | | | | | |
|--|--|-----|--|--|----|-------|--------|-----|-----|-------|-------|-------|-------|-------|--------------|-----|
| | | N/A | | | 10 | 39750 | 2506 | 50 | Mid | -0.02 | 0.543 | 25.14 | 27.00 | 1.535 | 0.833 | / |
| | | N/A | | | 10 | 40185 | 2549.5 | 50 | Mid | -0.04 | 0.485 | 25.28 | 27.00 | 1.486 | 0.721 | / |
| | | N/A | | | 10 | 40620 | 2593 | 50 | Mid | 0.01 | 0.464 | 25.28 | 27.00 | 1.486 | 0.689 | / |
| | | N/A | | | 10 | 41055 | 2636.5 | 50 | Mid | 0.02 | 0.471 | 25.37 | 27.00 | 1.455 | 0.686 | / |
| | | N/A | | | 10 | 41490 | 2680 | 100 | 0 | -0.08 | 0.489 | 25.37 | 27.00 | 1.455 | 0.712 | / |
| | | N/A | | | 10 | 41490 | 2680 | 1 | Mid | 0.08 | 0.539 | 26.77 | 28.00 | 1.327 | 0.715 | / |
| | | N/A | | | 10 | 39750 | 2506 | 1 | Mid | 0.02 | 0.587 | 26.46 | 28.00 | 1.426 | 0.837 | / |
| | | N/A | | | 10 | 40185 | 2549.5 | 1 | Mid | 0.03 | 0.524 | 26.57 | 28.00 | 1.390 | 0.728 | / |
| | | N/A | | | 10 | 40620 | 2593 | 1 | Mid | 0.11 | 0.473 | 26.59 | 28.00 | 1.384 | 0.654 | / |
| | | N/A | | | 10 | 41055 | 2636.5 | 1 | Mid | 0.01 | 0.481 | 26.62 | 28.00 | 1.374 | 0.661 | / |
| | | N/A | | | 10 | 41490 | 2680 | 50 | Mid | -0.19 | 0.411 | 25.44 | 27.00 | 1.432 | 0.589 | / |
| | | N/A | | | 10 | 39750 | 2506 | 50 | Mid | -0.04 | 0.438 | 25.14 | 27.00 | 1.535 | 0.672 | / |
| | | N/A | | | 10 | 40185 | 2549.5 | 50 | Mid | 0.08 | 0.432 | 25.28 | 27.00 | 1.486 | 0.642 | / |
| | | N/A | | | 10 | 40620 | 2593 | 50 | Mid | -0.10 | 0.418 | 25.28 | 27.00 | 1.486 | 0.621 | / |
| | | N/A | | | 10 | 41055 | 2636.5 | 50 | Mid | -0.11 | 0.407 | 25.37 | 27.00 | 1.455 | 0.592 | / |
| | | N/A | | | 10 | 41490 | 2680 | 100 | 0 | 0.03 | 0.424 | 25.37 | 27.00 | 1.455 | 0.617 | / |
| | | N/A | | | 10 | 41490 | 2680 | 1 | Mid | -0.16 | 0.206 | 26.77 | 28.00 | 1.327 | 0.273 | / |
| | | N/A | | | 10 | 41490 | 2680 | 50 | Mid | 0.19 | 0.161 | 25.44 | 27.00 | 1.432 | 0.231 | / |
| | | N/A | | | 10 | 41490 | 2680 | 1 | Mid | 0.02 | 0.134 | 26.77 | 28.00 | 1.327 | 0.178 | / |
| | | N/A | | | 10 | 41490 | 2680 | 50 | Mid | 0.10 | 0.105 | 25.44 | 27.00 | 1.432 | 0.150 | / |
| | | N/A | | | 10 | 41490 | 2680 | 1 | Mid | -0.03 | 0.764 | 26.77 | 28.00 | 1.327 | 1.014 | / |
| | | N/A | | | 10 | 39750 | 2506 | 1 | Mid | -0.16 | 0.896 | 26.46 | 28.00 | 1.426 | 1.277 | 30# |
| | | N/A | | | 10 | 40185 | 2549.5 | 1 | Mid | 0.03 | 0.862 | 26.57 | 28.00 | 1.390 | 1.198 | / |
| | | N/A | | | 10 | 40620 | 2593 | 1 | Mid | -0.10 | 0.708 | 26.59 | 28.00 | 1.384 | 0.980 | / |
| | | N/A | | | 10 | 41055 | 2636.5 | 1 | Mid | 0.10 | 0.705 | 26.62 | 28.00 | 1.374 | 0.969 | / |
| | | N/A | | | 10 | 41490 | 2680 | 50 | Mid | 0.15 | 0.606 | 25.44 | 27.00 | 1.432 | 0.868 | / |
| | | N/A | | | 10 | 39750 | 2506 | 50 | Mid | -0.01 | 0.706 | 25.14 | 27.00 | 1.535 | 1.083 | / |
| | | N/A | | | 10 | 40185 | 2549.5 | 50 | Mid | 0.02 | 0.686 | 25.28 | 27.00 | 1.486 | 1.019 | / |
| | | N/A | | | 10 | 40620 | 2593 | 50 | Mid | 0.06 | 0.565 | 25.28 | 27.00 | 1.486 | 0.840 | / |
| | | N/A | | | 10 | 41055 | 2636.5 | 50 | Mid | 0.02 | 0.555 | 25.37 | 27.00 | 1.455 | 0.808 | / |
| | | N/A | | | 10 | 41490 | 2680 | 100 | 0 | 0.09 | 0.584 | 25.37 | 27.00 | 1.455 | 0.850 | / |

Note: Refer to ANNEX C for the detailed test data for each test configuration.

| Antenna | Power Reduction | Sensor State | Mode | Position | Dist. (mm) | Ch. | Freq. (MHz) | RB Num. | RB Start | Power Drift (dB) | 10g Meas SAR (W/kg) | Meas. Power (dBm) | Max. tune power (dBm) | Scaling Factor | 10g Scaled SAR (W/kg) | Meas. No. |
|------------------|-----------------|--------------|------|-------------|------------|-------|-------------|---------|----------|------------------|---------------------|-------------------|-----------------------|----------------|-----------------------|-----------|
| Extremity | | | | | | | | | | | | | | | | |
| ANT0 | Level A1 | N/A | QPSK | Bottom Side | 0 | 39750 | 2506 | 1 | Mid | 0.04 | 2.370 | 26.46 | 28.00 | 1.426 | 3.379 | 31# |
| | | N/A | | | 0 | 41490 | 2680 | 1 | Mid | 0.12 | 1.680 | 26.77 | 28.00 | 1.327 | 2.230 | / |
| | | N/A | | | 0 | 40185 | 2549.5 | 1 | Mid | 0.03 | 1.930 | 26.57 | 28.00 | 1.390 | 2.683 | / |
| | | N/A | | | 0 | 40620 | 2593 | 1 | Mid | 0.03 | 1.640 | 26.59 | 28.00 | 1.384 | 2.269 | / |
| | | N/A | | | 0 | 41055 | 2636.5 | 1 | Mid | 0.03 | 1.620 | 26.62 | 28.00 | 1.374 | 2.226 | / |
| | | N/A | | | 0 | 41490 | 2680 | 50 | Mid | 0.03 | 1.390 | 25.44 | 27.00 | 1.432 | 1.991 | / |
| | | N/A | | | 0 | 39750 | 2506 | 50 | Mid | 0.02 | 1.880 | 25.14 | 27.00 | 1.535 | 2.885 | / |
| | | N/A | | | 0 | 40185 | 2549.5 | 50 | Mid | 0.12 | 1.630 | 25.28 | 27.00 | 1.486 | 2.422 | / |

| | | | | | | | | | | | | | | | | |
|--|--|-----|--|--|---|-------|--------|-----|-----|-------|-------|-------|-------|-------|-------|---|
| | | N/A | | | 0 | 40620 | 2593 | 50 | Mid | -0.08 | 1.360 | 25.28 | 27.00 | 1.486 | 2.021 | / |
| | | N/A | | | 0 | 41055 | 2636.5 | 50 | Mid | 0.09 | 1.350 | 25.37 | 27.00 | 1.455 | 1.965 | / |
| | | N/A | | | 0 | 39750 | 2506 | 100 | 0 | 0.12 | 1.880 | 26.46 | 27.00 | 1.132 | 2.129 | / |

11.15 WIFI 2.4GHz

| Antenna | Power Reduction | Sensor State | Mode | Position | Dist. (mm) | Ch. | Freq. (MHz) | Power Drift (dB) | 1g Meas SAR (W/kg) | Duty cycle (%) | Duty cycle Factor | Meas. Power (dBm) | Max. tune-up power (dBm) | Scaling Factor | 1g Scaled SAR (W/kg) | Meas. No. |
|-------------|-----------------|--------------|-------------|--------------|------------|-----|-------------|------------------|--------------------|----------------|-------------------|-------------------|--------------------------|----------------|----------------------|-----------|
| Head | | | | | | | | | | | | | | | | |
| ANT3 | Down | N/A | 802.11 b | Right Cheek | 0 | 1 | 2412 | -0.07 | 0.350 | 100 | 1.000 | 18.76 | 18.80 | 1.009 | 0.353 | / |
| | Down | N/A | | Left Tilted | 0 | 1 | 2412 | 0.08 | 0.304 | 100 | 1.000 | 18.76 | 18.80 | 1.009 | 0.307 | / |
| | Down | N/A | | Right Tilted | 0 | 1 | 2412 | 0.12 | 0.686 | 100 | 1.000 | 18.76 | 18.80 | 1.009 | 0.692 | 32# |
| | Down | N/A | | Right Tilted | 0 | 1 | 2412 | 0.10 | 0.604 | 100 | 1.000 | 18.76 | 18.80 | 1.009 | 0.610 | / |
| Body | | | | | | | | | | | | | | | | |
| ANT3 | Full | N/A | 802.11 b | Front Side | 10 | 6 | 2437 | 0.04 | 0.346 | 100 | 1.000 | 21.73 | 21.80 | 1.016 | 0.352 | / |
| | Full | N/A | | Back Side | 10 | 6 | 2437 | 0.06 | 0.523 | 100 | 1.000 | 21.73 | 21.80 | 1.016 | 0.531 | 33# |
| | Full | N/A | | Right Side | 10 | 6 | 2437 | 0.09 | 0.243 | 100 | 1.000 | 21.73 | 21.80 | 1.016 | 0.247 | / |
| | Full | N/A | | Top Side | 10 | 6 | 2437 | 0.08 | 0.229 | 100 | 1.000 | 21.73 | 21.80 | 1.016 | 0.233 | / |
| | Full | N/A | | Back Side | 14 | 6 | 2437 | 0.04 | 0.189 | 100 | 1.000 | 21.73 | 21.80 | 1.016 | 0.192 | / |

Note: Refer to ANNEX C for the detailed test data for each test configuration.

11.16 WIFI 5GHz

| Fre. Band | Antenna | Power Reduction | Sensor State | Mode | Position | Dist. (mm) | Ch. | Freq. (MHz) | Power Drift (dB) | 1g Meas SAR (W/kg) | Duty cycle (%) | Duty cycle Factor | Meas. Power (dBm) | Max. tune-up power (dBm) | Scaling Factor | 1g Scaled SAR (W/kg) | Meas. No. |
|-------------|---------|-----------------|--------------|---------------------|--------------|------------|-----|-------------|------------------|--------------------|----------------|-------------------|-------------------|--------------------------|----------------|----------------------|-----------|
| Head | | | | | | | | | | | | | | | | | |
| 5.3G | ANT3 | Down | N/A | 802.11ac(VHT80) | Right Cheek | 0 | 58 | 5290 | 0.01 | 0.136 | 87.77 | 1.139 | 14.87 | 15.00 | 1.030 | 0.160 | / |
| | | | N/A | | Right Tilted | 0 | 58 | 5290 | 0.03 | 0.132 | 87.77 | 1.139 | 14.87 | 15.00 | 1.030 | 0.155 | / |
| | | | N/A | | Left Cheek | 0 | 58 | 5290 | -0.01 | 0.405 | 87.77 | 1.139 | 14.87 | 15.00 | 1.030 | 0.475 | 34# |
| | | | N/A | | Left Tilted | 0 | 58 | 5290 | 0.03 | 0.247 | 87.77 | 1.139 | 14.87 | 15.00 | 1.030 | 0.290 | / |
| 5.5G | ANT3 | Down | N/A | 802.11ac(VHT80) | Right Cheek | 0 | 106 | 5530 | 0.06 | 0.193 | 87.77 | 1.139 | 14.86 | 15.00 | 1.030 | 0.227 | / |
| | | | N/A | | Right Tilted | 0 | 106 | 5530 | 0.02 | 0.173 | 87.77 | 1.139 | 14.86 | 15.00 | 1.030 | 0.204 | / |
| | | | N/A | | Left Cheek | 0 | 106 | 5530 | 0.04 | 0.594 | 87.77 | 1.139 | 14.86 | 15.00 | 1.030 | 0.699 | 35# |
| | | | N/A | | Left Tilted | 0 | 106 | 5530 | 0.13 | 0.339 | 87.77 | 1.139 | 14.86 | 15.00 | 1.030 | 0.399 | / |
| 5.8G | ANT3 | Down | N/A | 802.11ac(VHT80) | Right Cheek | 0 | 155 | 5775 | 0.03 | 0.230 | 87.77 | 1.139 | 14.72 | 15.00 | 1.030 | 0.279 | / |
| | | | N/A | | Right Tilted | 0 | 155 | 5775 | 0.01 | 0.215 | 87.77 | 1.139 | 14.72 | 15.00 | 1.030 | 0.261 | / |
| | | | N/A | | Left Cheek | 0 | 155 | 5775 | 0.09 | 0.542 | 87.77 | 1.139 | 14.72 | 15.00 | 1.030 | 0.659 | 36# |
| | | | N/A | | Left Tilted | 0 | 155 | 5775 | -0.05 | 0.346 | 87.77 | 1.139 | 14.72 | 15.00 | 1.064 | 0.420 | / |
| Body | | | | | | | | | | | | | | | | | |
| 5.3G | ANT3 | Full | N/A | 802.11a | Front Side | 10 | 60 | 5300 | 0.02 | 0.242 | 96.34 | 1.038 | 19.36 | 19.50 | 1.033 | 0.259 | / |
| | | | N/A | | Back Side | 10 | 60 | 5300 | -0.01 | 0.294 | 96.34 | 1.038 | 19.36 | 19.50 | 1.033 | 0.315 | / |
| | | | N/A | | Right Side | 10 | 60 | 5300 | -0.01 | 0.344 | 96.34 | 1.038 | 19.36 | 19.50 | 1.033 | 0.369 | 37# |
| | | | N/A | | Top Side | 10 | 60 | 5300 | -0.03 | 0.202 | 96.34 | 1.038 | 19.36 | 19.50 | 1.033 | 0.217 | / |

| | | | | | | | | | | | | | | | | | |
|------|------|------|-----|---------|------------|----|-----|------|-------|-------|-------|-------|-------|-------|-------|--------------|------------|
| 5.5G | ANT3 | Full | N/A | 802.11a | Front Side | 10 | 116 | 5580 | -0.01 | 0.362 | 96.34 | 1.038 | 19.93 | 20.00 | 1.016 | 0.382 | / |
| | | | N/A | | Back Side | 10 | 116 | 5580 | -0.05 | 0.389 | 96.34 | 1.038 | 19.93 | 20.00 | 1.016 | 0.410 | / |
| | | | N/A | | Right Side | 10 | 116 | 5580 | -0.05 | 0.409 | 96.34 | 1.038 | 19.93 | 20.00 | 1.016 | 0.431 | 38# |
| | | | N/A | | Top Side | 10 | 116 | 5580 | -0.05 | 0.323 | 96.34 | 1.038 | 19.93 | 20.00 | 1.016 | 0.341 | / |
| 5.8G | ANT3 | Full | N/A | 802.11a | Front Side | 10 | 149 | 5745 | 0.03 | 0.345 | 96.34 | 1.038 | 19.90 | 20.00 | 1.023 | 0.366 | / |
| | | | N/A | | Back Side | 10 | 149 | 5745 | -0.07 | 0.496 | 96.34 | 1.038 | 19.90 | 20.00 | 1.023 | 0.527 | 39# |
| | | | N/A | | Right Side | 10 | 149 | 5745 | -0.02 | 0.374 | 96.34 | 1.038 | 19.90 | 20.00 | 1.023 | 0.397 | / |
| | | | N/A | | Top Side | 10 | 149 | 5745 | -0.01 | 0.359 | 96.34 | 1.038 | 19.90 | 20.00 | 1.023 | 0.381 | / |
| 5.8G | ANT3 | Full | N/A | 802.11a | Back Side | 14 | 149 | 5745 | -0.02 | 0.173 | 96.34 | 1.038 | 19.90 | 20.00 | 1.023 | 0.184 | / |

11.17 Bluetooth

| Antenna | Mode | Position | Dist. (mm) | Ch. | Freq. (MHz) | Power Drift (dB) | 1g Meas SAR (W/kg) | Duty cycle (%) | Duty cycle Factor | Meas. Power (dBm) | Max. tune-up power (dBm) | Scaling Factor | 1g Scaled SAR (W/kg) | Meas. No. |
|--|------|--------------|------------|-----|-------------|------------------|--------------------|----------------|-------------------|-------------------|--------------------------|----------------|----------------------|------------|
| Head | | | | | | | | | | | | | | |
| ANT3 | DH5 | Right Cheek | 0 | 39 | 2441 | 0.06 | 0.019 | 76.34 | 1.310 | 9.75 | 10.00 | 1.059 | 0.027 | / |
| | | Right Tilted | 0 | 39 | 2441 | 0.01 | 0.011 | 76.34 | 1.310 | 9.75 | 10.00 | 1.059 | 0.015 | / |
| | | Left Cheek | 0 | 39 | 2441 | 0.19 | 0.030 | 76.34 | 1.310 | 9.75 | 10.00 | 1.059 | 0.041 | 40# |
| | | Left Tilted | 0 | 39 | 2441 | -0.09 | 0.027 | 76.34 | 1.310 | 9.75 | 10.00 | 1.059 | 0.038 | / |
| Body | | | | | | | | | | | | | | |
| ANT3 | DH5 | Front Side | 10 | 39 | 2441 | 0.01 | 0.008 | 76.34 | 1.310 | 9.75 | 10.00 | 1.059 | 0.011 | / |
| | | Back Side | 10 | 39 | 2441 | -0.09 | 0.021 | 76.34 | 1.310 | 9.75 | 10.00 | 1.059 | 0.030 | 41# |
| | | Left Side | 10 | 39 | 2441 | 0.03 | 0.005 | 76.34 | 1.310 | 9.75 | 10.00 | 1.059 | 0.007 | / |
| | | Top Side | 10 | 39 | 2441 | 0.05 | 0.015 | 76.34 | 1.310 | 9.75 | 10.00 | 1.059 | 0.021 | / |
| Note: Refer to ANNEX C for the detailed test data for each test configuration. | | | | | | | | | | | | | | |

12 SAR Measurement Variability

According to KDB 865664 D01, SAR measurement variability was assessed for each frequency band, which is determined by the SAR probe calibration point and tissue-equivalent medium used for the device measurements. When both head and body tissue-equivalent media are required for SAR measurements in a frequency band, the variability measurement procedures should be applied to the tissue medium with the highest measured SAR, using the highest measured SAR configuration for that tissue-equivalent medium. Alternatively, if the highest measured SAR for both head and body tissue-equivalent media are ≤ 1.45 W/kg and the ratio of these highest SAR values, i.e., largest divided by smallest value, is ≤ 1.10 , the highest SAR configuration for either head or body tissue-equivalent medium may be used to perform the repeated measurement. These additional measurements are repeated after the completion of all measurements requiring the same head or body tissue-equivalent medium in a frequency band. The test device should be returned to ambient conditions (normal room temperature) with the battery fully charged before it is re-mounted on the device holder for the repeated measurement(s) to minimize any unexpected variations in the repeated results. The same procedures should be adapted for measurements according to extremity and occupational exposure limits by applying a factor of 2.5 for extremity exposure and a factor of 5 for occupational exposure to the corresponding SAR thresholds.

SAR repeated measurement procedure:

1. When the highest measured SAR is < 0.80 W/kg, repeated measurement is not required.
2. When the highest measured SAR is ≥ 0.80 W/kg, repeat that measurement once.
3. If the ratio of largest to smallest SAR for the original and first repeated measurements is > 1.20 , or when the original or repeated measurement is ≥ 1.45 W/kg, perform a second repeated measurement.
4. If the ratio of largest to smallest SAR for the original, first and second repeated measurements is > 1.20 , and the original, first or second repeated measurement is ≥ 1.5 W/kg, perform a third repeated measurement.

| Frequency Band (MHz) | Wireless Band | RF Exposure Conditions | Test Position | Highest Measured SAR (W/kg) | Repeated SAR (Yes/No) | Repeated ^{1st} Measured SAR (W/kg) | Largest to Smallest SAR Ratio |
|----------------------|-----------------|------------------------|---------------|-----------------------------|-----------------------|---|-------------------------------|
| 1900 | WCDMA Band 2 | Body | Back | 0.854 | Yes | 0.833 | 1.03 |
| 2600 | LTE Band 41_PC2 | Body | Bottom Side | 0.896 | Yes | 0.882 | 1.02 |

| Frequency Band (MHz) | Wireless Band | RF Exposure Conditions | Test Position | Highest Measured SAR (W/kg) | Repeated SAR (Yes/No) | Repeated ^{1st} Measured SAR (W/kg) | Largest to Smallest SAR Ratio |
|----------------------|-----------------|------------------------|---------------|-----------------------------|-----------------------|---|-------------------------------|
| 2600 | LTE Band 41_PC2 | Body | Bottom Side | 2.370 | Yes | 2.220 | 1.08 |

Note : When the highest measured SAR is ≥ 2.0 W/kg, repeat that measurement once.

13 SIMULTANEOUS TRANSMISSION

Simultaneous transmission SAR test exclusion is determined for each operating configuration and exposure condition according to the reported standalone SAR of each applicable simultaneous transmitting antenna. When the sum of SAR 1g of all simultaneously transmitting antennas in an operating mode and exposure condition combination is within the SAR limit (SAR 1g 1.6 W/kg), the simultaneous transmission SAR is not required. When the sum of SAR 1g is greater than the SAR limit (SAR 1g 1.6 W/kg), SAR test exclusion is determined by the SAR to Peak Location Ratio (SPLSR).

13.1 Simultaneous Transmission Mode Consider

| No. | Simultaneous Tx Combination | Head | Body | Specific |
|-----|-----------------------------|------|------|----------|
| 1 | WWAN + 2.4GWIFI | Yes | Yes | No |
| 2 | WWAN + 5GWIFI | Yes | Yes | No |
| 3 | WWAN + 5GWIFI + Bluetooth | Yes | Yes | No |

Note:

1. 2G&3G&4G share the same antenna and can't transmit simultaneously.
2. WWAN antennas can switch automatically, but can't transmit simultaneously.
3. The maximum SAR summation is calculated based on the same configuration and test position.
4. This device 2.4GHz WLAN support hotspot operation and Bluetooth support tethering applications.
5. This device 2.4GHz WLAN/5.2GHz WLAN/5.8GHz WLAN support hotspot operation, and 5.2GHz WLAN/5.8GHz WLAN supports WiFi Direct (GC/GO), and 5.3GHz WLAN/5.5GHz WLAN supports WiFi Direct (GC only).

13.2 Sum SAR of Simultaneous Transmission

13.2.1 Head Simultaneous Transmission SAR Evaluation for WWAN Antenna with WLAN and Bluetooth

| Band | Antenna | Position | Stand alone SAR | | | | SUM SAR | | |
|-----------------|---------|-------------|-----------------|----------|------------|-----------|---------|---------|--------------|
| | | | 1 | 2 | 3 | 4 | Sum SAR | Sum SAR | Sum SAR |
| | | | WWAN | 2.4GWIFI | MAX.5GWIFI | Bluetooth | (1+2) | (1+3) | (1+3+4) |
| GSM850 | Ant0 | Right Cheek | 0.279 | 0.353 | 0.279 | 0.027 | 0.632 | 0.558 | 0.585 |
| | | Right Tilt | 0.102 | 0.307 | 0.261 | 0.015 | 0.409 | 0.363 | 0.378 |
| | | Left Cheek | 0.232 | 0.692 | 0.699 | 0.041 | 0.924 | 0.931 | 0.972 |
| | | Left Tilt | 0.103 | 0.610 | 0.420 | 0.038 | 0.713 | 0.523 | 0.561 |
| GSM1900 | Ant1 | Right Cheek | 0.280 | 0.353 | 0.279 | 0.027 | 0.633 | 0.559 | 0.586 |
| | | Right Tilt | 0.125 | 0.307 | 0.261 | 0.015 | 0.432 | 0.386 | 0.401 |
| | | Left Cheek | 0.183 | 0.692 | 0.699 | 0.041 | 0.875 | 0.882 | 0.923 |
| | | Left Tilt | 0.127 | 0.610 | 0.420 | 0.038 | 0.737 | 0.547 | 0.585 |
| WCDMA B2 | Ant1 | Right Cheek | 0.413 | 0.353 | 0.279 | 0.027 | 0.766 | 0.692 | 0.719 |
| | | Right Tilt | 0.254 | 0.307 | 0.261 | 0.015 | 0.561 | 0.515 | 0.530 |
| | | Left Cheek | 0.504 | 0.692 | 0.699 | 0.041 | 1.196 | 1.203 | 1.244 |
| | | Left Tilt | 0.309 | 0.610 | 0.420 | 0.038 | 0.919 | 0.729 | 0.767 |
| WCDMA B4 | Ant1 | Right Cheek | 0.369 | 0.353 | 0.279 | 0.027 | 0.722 | 0.648 | 0.675 |
| | | Right Tilt | 0.326 | 0.307 | 0.261 | 0.015 | 0.633 | 0.587 | 0.602 |
| | | Left Cheek | 0.401 | 0.692 | 0.699 | 0.041 | 1.093 | 1.100 | 1.141 |
| | | Left Tilt | 0.283 | 0.610 | 0.420 | 0.038 | 0.893 | 0.703 | 0.741 |
| WCDMA B5 | Ant0 | Right Cheek | 0.303 | 0.353 | 0.279 | 0.027 | 0.656 | 0.582 | 0.609 |
| | | Right Tilt | 0.096 | 0.307 | 0.261 | 0.015 | 0.403 | 0.357 | 0.372 |
| | | Left Cheek | 0.256 | 0.692 | 0.699 | 0.041 | 0.948 | 0.955 | 0.996 |
| | | Left Tilt | 0.095 | 0.610 | 0.420 | 0.038 | 0.705 | 0.515 | 0.553 |
| LTE Band 12 | Ant0 | Right Cheek | 0.256 | 0.353 | 0.279 | 0.027 | 0.609 | 0.535 | 0.562 |
| | | Right Tilt | 0.127 | 0.307 | 0.261 | 0.015 | 0.434 | 0.388 | 0.403 |
| | | Left Cheek | 0.242 | 0.692 | 0.699 | 0.041 | 0.934 | 0.941 | 0.982 |
| | | Left Tilt | 0.099 | 0.610 | 0.420 | 0.038 | 0.709 | 0.519 | 0.557 |
| LTE Band 25 | Ant1 | Right Cheek | 0.244 | 0.353 | 0.279 | 0.027 | 0.597 | 0.523 | 0.550 |
| | | Right Tilt | 0.174 | 0.307 | 0.261 | 0.015 | 0.481 | 0.435 | 0.450 |
| | | Left Cheek | 0.281 | 0.692 | 0.699 | 0.041 | 0.973 | 0.980 | 1.021 |
| | | Left Tilt | 0.211 | 0.610 | 0.420 | 0.038 | 0.821 | 0.631 | 0.669 |
| LTE Band 26 | Ant0 | Right Cheek | 0.318 | 0.353 | 0.279 | 0.027 | 0.671 | 0.597 | 0.624 |
| | | Right Tilt | 0.137 | 0.307 | 0.261 | 0.015 | 0.444 | 0.398 | 0.413 |
| | | Left Cheek | 0.301 | 0.692 | 0.699 | 0.041 | 0.993 | 1.000 | 1.041 |
| | | Left Tilt | 0.118 | 0.610 | 0.420 | 0.038 | 0.728 | 0.538 | 0.576 |
| LTE Band 41_PC3 | Ant0 | Right Cheek | 0.084 | 0.353 | 0.279 | 0.027 | 0.437 | 0.363 | 0.390 |
| | | Right Tilt | 0.068 | 0.307 | 0.261 | 0.015 | 0.375 | 0.329 | 0.344 |
| | | Left Cheek | 0.169 | 0.692 | 0.699 | 0.041 | 0.861 | 0.868 | 0.909 |
| | | Left Tilt | 0.101 | 0.610 | 0.420 | 0.038 | 0.711 | 0.521 | 0.559 |

| | | | | | | | | | |
|-----------------|------|-------------|-------|-------|-------|-------|-------|-------|-------|
| LTE Band 41_PC2 | Ant0 | Right Cheek | 0.155 | 0.353 | 0.279 | 0.027 | 0.508 | 0.434 | 0.461 |
| | | Right Tilt | 0.091 | 0.307 | 0.261 | 0.015 | 0.398 | 0.352 | 0.367 |
| | | Left Cheek | 0.269 | 0.692 | 0.699 | 0.041 | 0.961 | 0.968 | 1.009 |
| | | Left Tilt | 0.146 | 0.610 | 0.420 | 0.038 | 0.756 | 0.566 | 0.604 |
| LTE Band 66 | Ant1 | Right Cheek | 0.262 | 0.353 | 0.279 | 0.027 | 0.615 | 0.541 | 0.568 |
| | | Right Tilt | 0.245 | 0.307 | 0.261 | 0.015 | 0.552 | 0.506 | 0.521 |
| | | Left Cheek | 0.283 | 0.692 | 0.699 | 0.041 | 0.975 | 0.982 | 1.023 |
| | | Left Tilt | 0.222 | 0.610 | 0.420 | 0.038 | 0.832 | 0.642 | 0.680 |
| LTE Band 71 | Ant0 | Right Cheek | 0.221 | 0.353 | 0.279 | 0.027 | 0.574 | 0.500 | 0.527 |
| | | Right Tilt | 0.099 | 0.307 | 0.261 | 0.015 | 0.406 | 0.360 | 0.375 |
| | | Left Cheek | 0.169 | 0.692 | 0.699 | 0.041 | 0.861 | 0.868 | 0.909 |
| | | Left Tilt | 0.086 | 0.610 | 0.420 | 0.038 | 0.696 | 0.506 | 0.544 |

Note:

1: The simultaneous transmission combinations of the three antennas contain combinations of two antennas, so only the worst simultaneous transmission combinations was shown in this table.

2: The highest Summed 1g SAR is 1.244 W/Kg < 1.6 W/kg, so Simultaneous Transmission SAR test is not required.

13.2.2 Body Simultaneous Transmission SAR Evaluation for WWAN Antenna with WLAN and Bluetooth

| Band | Antenna | Position | Stand alone SAR | | | | SUM SAR | | |
|-----------------|---------|-------------|-----------------|----------|------------|-----------|---------------|---------------|-----------------|
| | | | 1 | 2 | 3 | 4 | Sum SAR (1+2) | Sum SAR (1+3) | Sum SAR (1+3+4) |
| | | | WWAN | 2.4GWIFI | MAX.5GWIFI | Bluetooth | | | |
| GSM850 | Ant0 | Front | 0.304 | 0.352 | 0.382 | 0.011 | 0.656 | 0.686 | 0.697 |
| | | Back | 0.424 | 0.531 | 0.527 | 0.030 | 0.955 | 0.951 | 0.981 |
| | | Left Side | 0.350 | / | / | 0.007 | 0.350 | 0.350 | 0.357 |
| | | Right Side | 0.207 | 0.247 | 0.431 | / | 0.454 | 0.638 | 0.638 |
| | | Bottom Side | 0.351 | / | / | / | 0.351 | 0.351 | 0.351 |
| GSM1900 | Ant1 | Front | 0.154 | 0.352 | 0.382 | 0.011 | 0.506 | 0.536 | 0.547 |
| | | Back | 0.241 | 0.531 | 0.527 | 0.030 | 0.772 | 0.768 | 0.798 |
| | | Left Side | 0.124 | / | / | 0.007 | 0.124 | 0.124 | 0.131 |
| | | Bottom Side | 0.157 | / | / | / | 0.157 | 0.157 | 0.157 |
| WCDMA B2 | Ant1 | Front | 0.172 | 0.352 | 0.382 | 0.011 | 0.524 | 0.554 | 0.565 |
| | | Back | 0.248 | 0.531 | 0.527 | 0.030 | 0.779 | 0.775 | 0.805 |
| | | Left Side | 0.136 | / | / | 0.007 | 0.136 | 0.136 | 0.143 |
| | | Bottom Side | 0.202 | / | / | / | 0.202 | 0.202 | 0.202 |
| WCDMA B4 | Ant1 | Front | 0.427 | 0.352 | 0.382 | 0.011 | 0.779 | 0.809 | 0.820 |
| | | Back | 0.583 | 0.531 | 0.527 | 0.030 | 1.114 | 1.110 | 1.140 |
| | | Left Side | 0.395 | / | / | 0.007 | 0.395 | 0.395 | 0.402 |
| | | Bottom Side | 0.470 | / | / | / | 0.470 | 0.470 | 0.470 |
| WCDMA B5 | Ant0 | Front | 0.348 | 0.352 | 0.382 | 0.011 | 0.700 | 0.730 | 0.741 |
| | | Back | 0.579 | 0.531 | 0.527 | 0.030 | 1.110 | 1.106 | 1.136 |
| | | Left Side | 0.175 | / | / | 0.007 | 0.175 | 0.175 | 0.182 |
| | | Right Side | 0.302 | 0.247 | 0.431 | / | 0.549 | 0.733 | 0.733 |
| | | Bottom Side | 0.400 | / | / | / | 0.400 | 0.400 | 0.400 |
| LTE Band 12 | Ant1 | Front | 0.293 | 0.352 | 0.382 | 0.011 | 0.645 | 0.675 | 0.686 |
| | | Back | 0.384 | 0.531 | 0.527 | 0.030 | 0.915 | 0.911 | 0.941 |
| | | Left Side | 0.262 | / | / | 0.007 | 0.262 | 0.262 | 0.269 |
| | | Right Side | 0.429 | 0.316 | 0.431 | / | 0.676 | 0.860 | 0.860 |
| | | Bottom Side | 0.174 | / | / | / | 0.174 | 0.174 | 0.174 |
| LTE Band 25 | Ant0 | Front | 0.225 | 0.352 | 0.382 | 0.011 | 0.577 | 0.607 | 0.618 |
| | | Back | 0.335 | 0.531 | 0.527 | 0.030 | 0.866 | 0.862 | 0.892 |
| | | Left Side | 0.204 | / | / | 0.007 | 0.204 | 0.204 | 0.211 |
| | | Bottom Side | 0.269 | / | / | / | 0.269 | 0.269 | 0.269 |
| LTE Band 26 | Ant0 | Front | 0.343 | 0.352 | 0.382 | 0.011 | 0.695 | 0.725 | 0.736 |
| | | Back | 0.538 | 0.531 | 0.527 | 0.030 | 1.069 | 1.065 | 1.095 |
| | | Left Side | 0.200 | / | / | 0.007 | 0.200 | 0.200 | 0.207 |
| | | Right Side | 0.329 | 0.247 | 0.431 | / | 0.576 | 0.760 | 0.760 |
| | | Bottom Side | 0.381 | / | / | / | 0.381 | 0.381 | 0.381 |
| LTE Band 41_PC3 | Ant0 | Front | 0.438 | 0.352 | 0.382 | 0.011 | 0.790 | 0.820 | 0.831 |
| | | Back | 0.381 | 0.531 | 0.527 | 0.030 | 0.912 | 0.908 | 0.938 |

| | | | | | | | | | |
|-----------------|------|-------------|-------|-------|-------|-------|-------|-------|--------------|
| | | Left Side | 0.173 | / | / | 0.007 | 0.173 | 0.173 | 0.180 |
| | | Right Side | 0.100 | 0.247 | 0.431 | / | 0.347 | 0.531 | 0.531 |
| | | Bottom Side | 0.584 | / | / | / | 0.584 | 0.584 | 0.584 |
| LTE Band 41_PC2 | Ant1 | Front | 0.987 | 0.352 | 0.382 | 0.011 | 1.339 | 1.369 | 1.380 |
| | | Back | 0.837 | 0.531 | 0.527 | 0.030 | 1.368 | 1.364 | 1.394 |
| | | Left Side | 0.273 | / | / | 0.007 | 0.273 | 0.273 | 0.280 |
| | | Right Side | 0.178 | 0.247 | 0.431 | / | 0.425 | 0.609 | 0.609 |
| | | Bottom Side | 1.277 | / | / | / | 1.277 | 1.277 | 1.277 |
| LTE Band 66 | Ant1 | Front | 0.287 | 0.352 | 0.382 | 0.011 | 0.639 | 0.669 | 0.680 |
| | | Back | 0.398 | 0.531 | 0.527 | 0.030 | 0.929 | 0.925 | 0.955 |
| | | Left Side | 0.259 | / | / | 0.007 | 0.259 | 0.259 | 0.266 |
| | | Right Side | 0.142 | 0.247 | 0.431 | / | 0.389 | 0.573 | 0.573 |
| | | Bottom Side | 0.356 | / | / | / | 0.356 | 0.356 | 0.356 |
| LTE Band 71 | Ant4 | Front | 0.218 | 0.352 | 0.382 | 0.011 | 0.570 | 0.600 | 0.611 |
| | | Back | 0.293 | 0.531 | 0.527 | 0.030 | 0.824 | 0.820 | 0.850 |
| | | Left Side | 0.181 | / | / | 0.007 | 0.181 | 0.181 | 0.188 |
| | | Right Side | 0.382 | 0.247 | 0.431 | / | 0.629 | 0.813 | 0.813 |
| | | Bottom Side | 0.164 | / | / | / | 0.164 | 0.164 | 0.164 |

Note:

1: The simultaneous transmission combinations of the three antennas contain combinations of two antennas, so only the worst simultaneous transmission combinations was shown in this table.

2: The highest Summed 1g SAR is 1.394 W/Kg < 1.6 W/kg, so Simultaneous Transmission SAR test is not required.

14 TEST EQUIPMENTS LIST

| Description | Manufacturer | Model | Serial No./Version | Cal. Date | Cal. Due |
|---------------------------------|--------------|-----------|--------------------|------------|------------|
| PC | Dell | N/A | N/A | N/A | N/A |
| Test Software | Speag | DASY5 | 52.8.8.1222 | N/A | N/A |
| 750MHz Validation Dipole | Speag | D750V3 | SN: 1201 | 2020/11/11 | 2023/11/10 |
| 835MHz Validation Dipole | Speag | D835V2 | SN: 4d187 | 2019/06/11 | 2022/06/10 |
| 1750MHz Validation Dipole | Speag | D1750V2 | SN: 1130 | 2021/03/17 | 2024/03/16 |
| 1900MHz Validation Dipole | Speag | D1900V2 | SN: 5d193 | 2019/06/11 | 2022/06/10 |
| 2450MHz Validation Dipole | Speag | D2450V2 | SN: 952 | 2019/06/10 | 2022/06/09 |
| 2600MHz Validation Dipole | Speag | D2600V2 | SN: 1095 | 2021/03/19 | 2024/03/18 |
| 5GHz Validation Dipole | Speag | D5GHzV2 | SN: 1200 | 2021/03/18 | 2024/03/17 |
| E-Field Probe | Speag | EX3DV4 | SN: 7663 | 2021/07/23 | 2022/07/22 |
| Data Acquisition Electronics | Speag | DAE4 | SN: 878 | 2021/07/15 | 2022/07/14 |
| Signal Generator | R&S | SMB100A | 182396 | 2020/12/21 | 2021/12/20 |
| Signal Generator | R&S | SMB100A | 182396 | 2021/12/20 | 2021/12/19 |
| Power Meter | R&S | NRVD-B2 | 7250BJ-0112/2011 | 2021/09/08 | 2022/09/07 |
| Power Sensor | R&S | NRV-Z4 | 100381 | 2021/09/08 | 2022/09/07 |
| Power Sensor | R&S | NRV-Z2 | 100211 | 2021/09/08 | 2022/09/07 |
| Wireless Communication Test Set | Anritsu | MT8820C | 6201502974 | 2021/03/16 | 2022/03/15 |
| Wireless Communication Test Set | Anritsu | MT8820C | 6201502991 | 2021/03/16 | 2022/03/15 |
| Network Analyzer | Agilent | E5071B | MY42404001 | 2021/04/01 | 2022/03/31 |
| Thermometer | Elitech | RC-4HC | N/A | 2021/09/22 | 2022/09/21 |
| Power Amplifier | SATIMO | 6552B | 22374 | N/A | N/A |
| Dielectric Probe Kit | SATIMO | SCLMP | SN 25/13 OCPG56 | N/A | N/A |
| Phantom1(DASY5) | Speag | SAM | SN: 1859 | N/A | N/A |
| Phantom2(DASY5) | Speag | SAM | SN: 1857 | N/A | N/A |
| Phantom3(DASY4) | Speag | SAM | SN: 1392 | N/A | N/A |
| Phantom4(DASY4) | Speag | SAM | SN: 1402 | N/A | N/A |
| Attenuator | COM-MW | ZA-S1-31 | 1305003187 | N/A | N/A |
| Directional coupler | AA-MCS | AAMCS-JDC | 000272 | N/A | N/A |

Note: For dipole antennas, BALUN has adopted 3 years as calibration intervals, and on annual basis, every measurement dipole has been evaluated and is in compliance with the following criteria:

1. There is no physical damage on the dipole;
2. System validation with specific dipole is within 10% of calibrated value;
3. Return-loss is within 20% of calibrated measurement.
4. Impedance (real or imaginary parts) is within 5 Ohms of calibrated measurement.

ANNEX A SIMULATING LIQUID VERIFICATION RESULT

The dielectric parameters of the liquids were verified prior to the SAR evaluation using an SCLMP Dielectric Probe Kit.

Head Liquid

| Date | Test System | Liquid Type | Fre. (MHz) | Temp. (°C) | Meas. Conductivity (σ) (S/m) | Meas. Permittivity (ϵ) | Target Conductivity (σ) (S/m) | Target Permittivity (ϵ) | Conductivity Tolerance (%) | Permittivity Tolerance (%) |
|------------|-------------|-------------|------------|------------|---------------------------------------|-----------------------------------|--|------------------------------------|----------------------------|----------------------------|
| 2021.11.25 | DASY5 | Head | 750 | 21.6 | 0.908 | 42.499 | 0.89 | 41.94 | 2.02 | 1.33 |
| 2021.11.27 | DASY5 | Head | 835 | 21.4 | 0.932 | 42.218 | 0.90 | 41.50 | 3.56 | 1.73 |
| 2021.11.29 | DASY5 | Head | 1750 | 21.7 | 1.368 | 40.352 | 1.37 | 40.08 | -0.15 | 0.68 |
| 2021.12.01 | DASY5 | Head | 1900 | 21.3 | 1.415 | 40.166 | 1.40 | 40.00 | 1.07 | 0.41 |
| 2021.12.14 | DASY5 | Head | 2450 | 21.5 | 1.807 | 39.325 | 1.80 | 39.20 | 0.39 | 0.32 |
| 2021.12.05 | DASY5 | Head | 2600 | 21.2 | 1.957 | 39.118 | 1.96 | 39.01 | -0.15 | 0.28 |
| 2021.12.07 | DASY5 | Head | 5250 | 21.1 | 4.665 | 34.992 | 4.71 | 35.93 | -0.96 | -2.61 |
| 2021.12.09 | DASY5 | Head | 5600 | 21.4 | 5.034 | 34.299 | 5.07 | 35.53 | -0.71 | -3.46 |
| 2021.12.10 | DASY5 | Head | 5750 | 21.5 | 5.201 | 34.000 | 5.22 | 35.36 | -0.36 | -3.85 |
| 2021.12.27 | DASY5 | Head | 2450 | 21.4 | 1.869 | 40.795 | 1.80 | 39.20 | 3.83 | 4.07 |
| 2021.12.27 | DASY5 | Head | 5750 | 21.0 | 5.100 | 35.380 | 5.22 | 35.36 | -2.30 | 0.06 |

Note: The tolerance limit of Conductivity and Permittivity is $\pm 5\%$.

ANNEX B SYSTEM CHECK RESULT

Comparing to the original SAR value provided by SPEAG, the validation data should be within its specification of 10 % (for 1 g).

Head liquid 1g

| Date | Test System | Liquid Type | Freq. (MHz) | Power (mW) | Measured SAR (W/kg) | Normalized SAR (W/kg) | Dipole SAR (W/kg) | Tolerance (%) |
|------------|-------------|-------------|-------------|------------|---------------------|-----------------------|-------------------|---------------|
| 2021.11.25 | DASY5 | Head | 750 | 100 | 0.851 | 8.51 | 8.29 | 2.65 |
| 2021.11.27 | DASY5 | Head | 835 | 100 | 0.914 | 9.14 | 9.49 | -3.69 |
| 2021.11.29 | DASY5 | Head | 1750 | 100 | 3.570 | 35.70 | 36.70 | -2.72 |
| 2021.12.01 | DASY5 | Head | 1900 | 100 | 4.030 | 40.30 | 39.40 | 2.28 |
| 2021.12.14 | DASY5 | Head | 2450 | 100 | 5.300 | 53.00 | 52.60 | 0.76 |
| 2021.12.05 | DASY5 | Head | 2600 | 100 | 5.530 | 55.30 | 56.80 | -2.64 |
| 2021.12.07 | DASY5 | Head | 5250 | 100 | 7.360 | 73.60 | 77.80 | -5.40 |
| 2021.12.09 | DASY5 | Head | 5600 | 100 | 8.470 | 84.70 | 81.20 | 4.31 |
| 2021.12.10 | DASY5 | Head | 5750 | 100 | 8.270 | 82.70 | 77.20 | 7.12 |
| 2021.12.27 | DASY5 | Head | 2450 | 100 | 5.270 | 52.70 | 52.60 | 0.19 |
| 2021.12.27 | DASY5 | Head | 5750 | 100 | 7.680 | 76.80 | 77.20 | -0.52 |

Note: The tolerance limit of System validation $\pm 10\%$.

Head liquid 10g

| Date | Test System | Liquid Type | Freq. (MHz) | Power (mW) | Measured SAR (W/kg) | Normalized SAR (W/kg) | Dipole SAR (W/kg) | Tolerance (%) |
|------------|-------------|-------------|-------------|------------|---------------------|-----------------------|-------------------|---------------|
| 2021.12.05 | DASY5 | Head | 2600 | 100 | 2.36 | 23.60 | 24.80 | -4.84 |

Note: The tolerance limit of System validation $\pm 10\%$.

System Performance Check Data (750MHz)

System Check: Head 750 MHz

Date: 2021.11.25

Communication System Band: D750 (750.0 MHz); Frequency: 750 MHz; Duty Cycle: 1:1

Medium parameters used: $f = 750 \text{ MHz}$; $\sigma = 0.908 \text{ S/m}$; $\epsilon_r = 42.499$; $\rho = 1000 \text{ kg/m}^3$

Phantom section: Flat Section

Ambient Temperature: 22.6 Liquid Temperature: 21.6

DASY5 Configuration:

- Probe: EX3DV4 - SN7663; ConvF(10.41, 10.41, 10.41); Calibrated: 2021.07.23;
- Sensor-Surface: 4mm (Mechanical Surface Detection)
- Electronics: DAE4 Sn878; Calibrated: 2021.07.15
- Phantom: SAM (20deg probe tilt) with CRP v5.0 Right 1857; Type: QD000P40CD; Serial: TP1857
- Measurement SW: DASY52, Version 52.8 (8); SEMCAD X Version 14.6.10 (7331)

CW 750 100mW/Area Scan (61x121x1): Interpolated grid: $dx=1.500 \text{ mm}$, $dy=1.500 \text{ mm}$

Maximum value of SAR (interpolated) = 0.907 W/kg

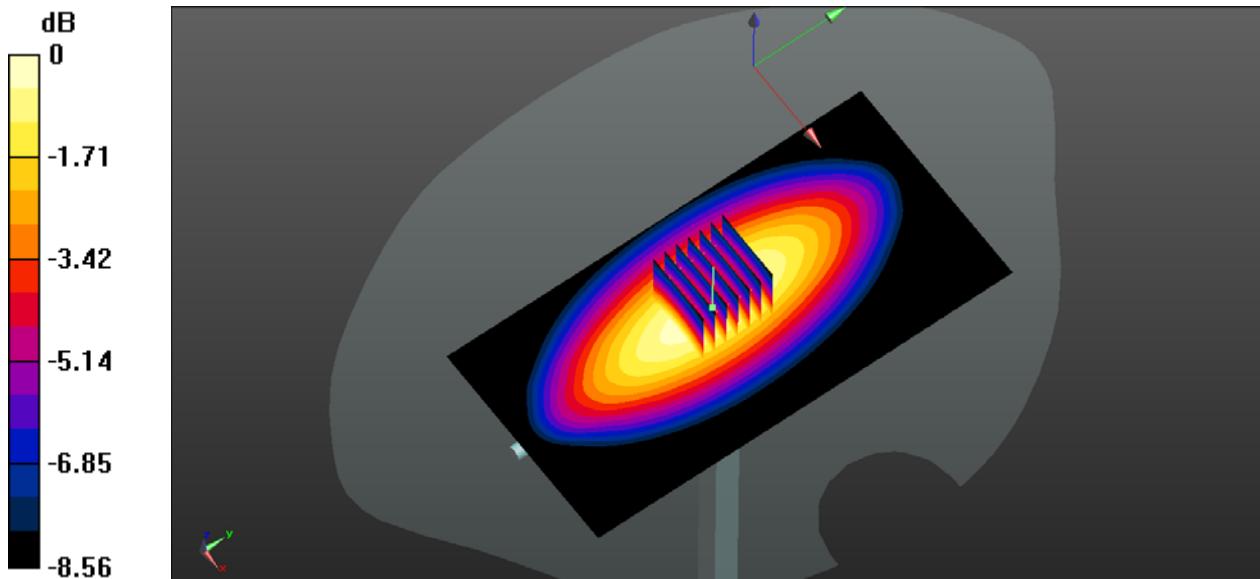
CW 750 100mW/Zoom Scan (7x7x7)/Cube 0: Measurement grid: $dx=5\text{mm}$, $dy=5\text{mm}$, $dz=5\text{mm}$

Reference Value = 31.05 V/m; Power Drift = -0.01 dB

Peak SAR (extrapolated) = 1.24 W/kg

SAR(1 g) = 0.851 W/kg; SAR(10 g) = 0.570 W/kg

Maximum value of SAR (measured) = 0.915 W/kg



0 dB = 0.915 W/kg

System Performance Check Data (835MHz)

System Check: Head 835 MHz

Date: 2021.11.27

Communication System Band: D835 (835.0 MHz); Frequency: 835 MHz; Duty Cycle: 1:1

Medium parameters used: $f = 835 \text{ MHz}$; $\sigma = 0.932 \text{ S/m}$; $\epsilon_r = 42.218$; $\rho = 1000 \text{ kg/m}^3$

Phantom section: Flat Section

Ambient Temperature: 22.4 Liquid Temperature: 21.4

DASY5 Configuration:

- Probe: EX3DV4 - SN7663; ConvF(10.10, 10.10, 10.10); Calibrated: 2021.07.23;
- Sensor-Surface: 4mm (Mechanical Surface Detection)
- Electronics: DAE4 Sn878; Calibrated: 2021.07.15
- Phantom: SAM (30deg probe tilt) with CRP v5.0 Right 1859; Type: QD000P40CD; Serial: TP1857
- Measurement SW: DASY52, Version 52.8 (8); SEMCAD X Version 14.6.10 (7331)

CW 835 100mW/Area Scan (61x101x1): Interpolated grid: $dx=1.500 \text{ mm}$, $dy=1.500 \text{ mm}$

Maximum value of SAR (interpolated) = 1.01 W/kg

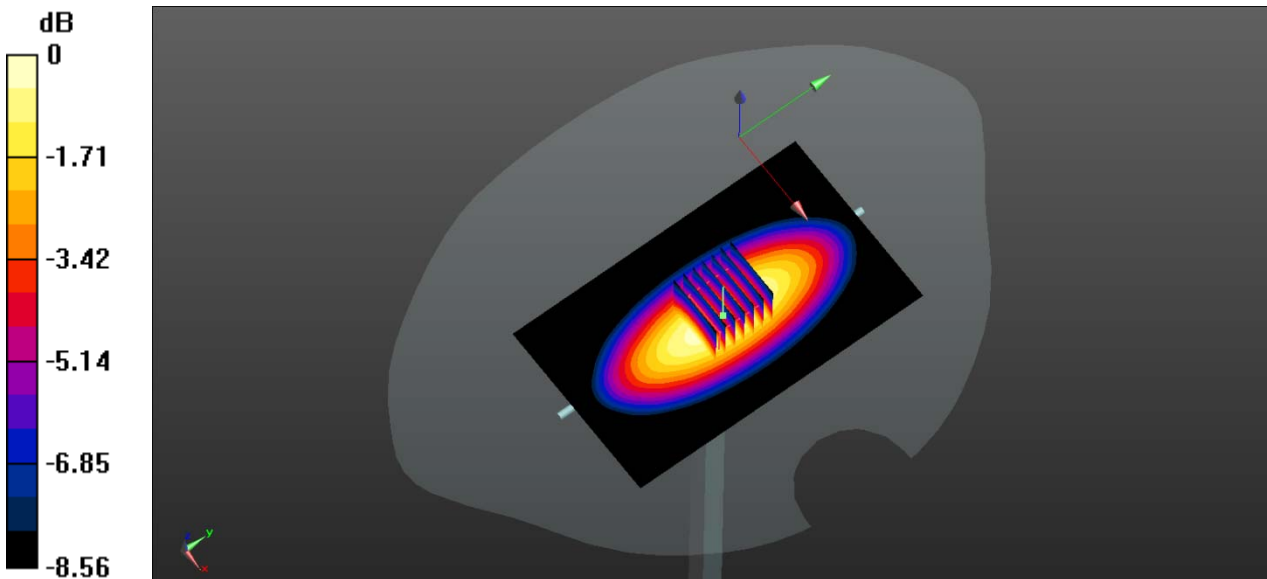
CW 835 100mW/Zoom Scan (7x7x7)/Cube 0: Measurement grid: $dx=5\text{mm}$, $dy=5\text{mm}$, $dz=5\text{mm}$

Reference Value = 31.06 V/m; Power Drift = -0.09 dB

Peak SAR (extrapolated) = 1.27 W/kg

SAR(1 g) = 0.914 W/kg; SAR(10 g) = 0.629 W/kg

Maximum value of SAR (measured) = 0.983 W/kg



0 dB = 0.983 W/kg

System Performance Check Data (1750MHz)

System Check: Head 1750 MHz

Date: 2021.11.29

Communication System Band: D1750 (1750.0 MHz); Frequency: 1750 MHz; Duty Cycle: 1:1

Medium parameters used: $f = 1750$ MHz; $\sigma = 1.368$ S/m; $\epsilon_r = 40.352$; $\rho = 1000$ kg/m³

Phantom section: Flat Section

Ambient Temperature: 22.2 Liquid Temperature: 21.7

DASY5 Configuration:

- Probe: EX3DV4 - SN7663; ConvF(8.71, 8.71, 8.71); Calibrated: 2021.07.23;
- Sensor-Surface: 4mm (Mechanical Surface Detection)
- Electronics: DAE4 Sn878; Calibrated: 2021.07.15
- Phantom: SAM (30deg probe tilt) with CRP v5.0 Right 1857; Type: QD000P40CD; Serial: TP1857
- Measurement SW: DASY52, Version 52.8 (8); SEMCAD X Version 14.6.10 (7331)

CW 1750 100mw/Area Scan (101x101x1): Interpolated grid: dx=1.000 mm, dy=1.000 mm

Maximum value of SAR (interpolated) = 4.03 W/kg

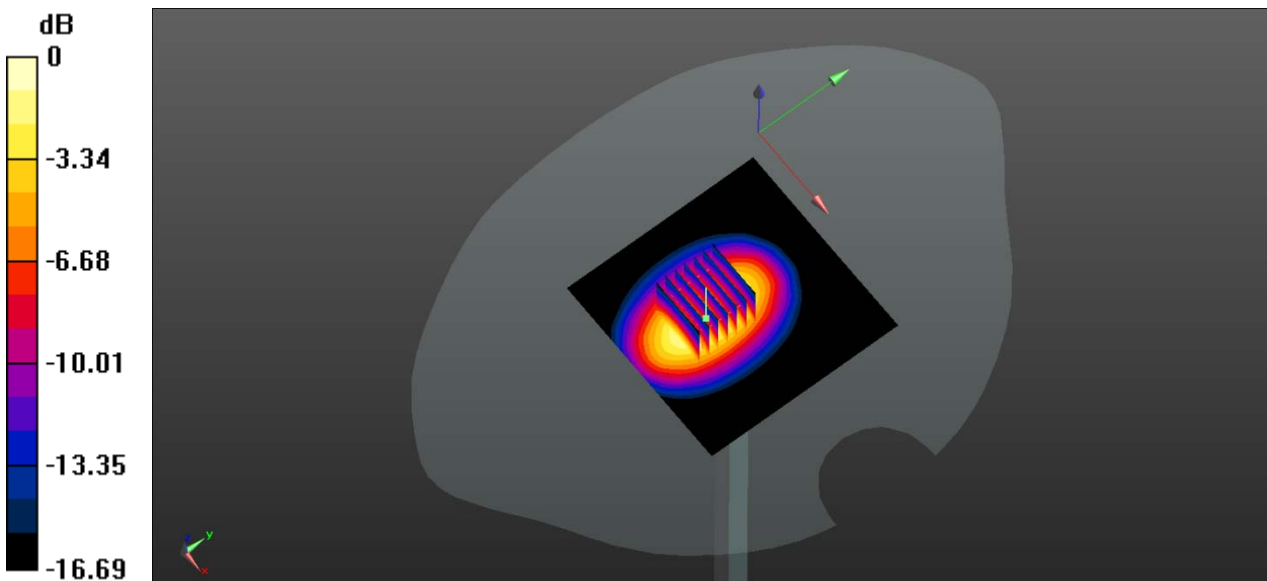
CW 1750 100mw/Zoom Scan (7x7x7)/Cube 0: Measurement grid: dx=5mm, dy=5mm, dz=5mm

Reference Value = 48.41 V/m; Power Drift = -0.06 dB

Peak SAR (extrapolated) = 6.75 W/kg

SAR(1 g) = 3.57 W/kg; SAR(10 g) = 1.85 W/kg

Maximum value of SAR (measured) = 4.01 W/kg



0 dB = 4.01 W/kg

System Performance Check Data (1900MHz)

System Check: Head 1900 MHz

Date: 2021.12.1

Communication System Band: D1900 (1900.0 MHz); Frequency: 1900 MHz; Duty Cycle: 1:1

Medium parameters used: $f = 1900$ MHz; $\sigma = 1.415$ S/m; $\epsilon_r = 40.166$; $\rho = 1000$ kg/m³

Phantom section: Flat Section

Ambient Temperature: 22.3 Liquid Temperature: 21.3

- DASY5 Configuration:
- Probe: EX3DV4 - SN7663; ConvF(8.57, 8.57, 8.57); Calibrated: 2021.07.23;
- Sensor-Surface: 4mm (Mechanical Surface Detection)
- Electronics: DAE4 Sn878; Calibrated: 2021.07.15
- Phantom: SAM (20deg probe tilt) with CRP v5.0 Right 1857; Type: QD000P40CD; Serial: TP1857
- Measurement SW: DASY52, Version 52.8 (8); SEMCAD X Version 14.6.10 (7331)

CW 1900 100mW/Area Scan (101x101x1): Interpolated grid: dx=1.000 mm, dy=1.000 mm

Maximum value of SAR (interpolated) = 4.57 W/kg

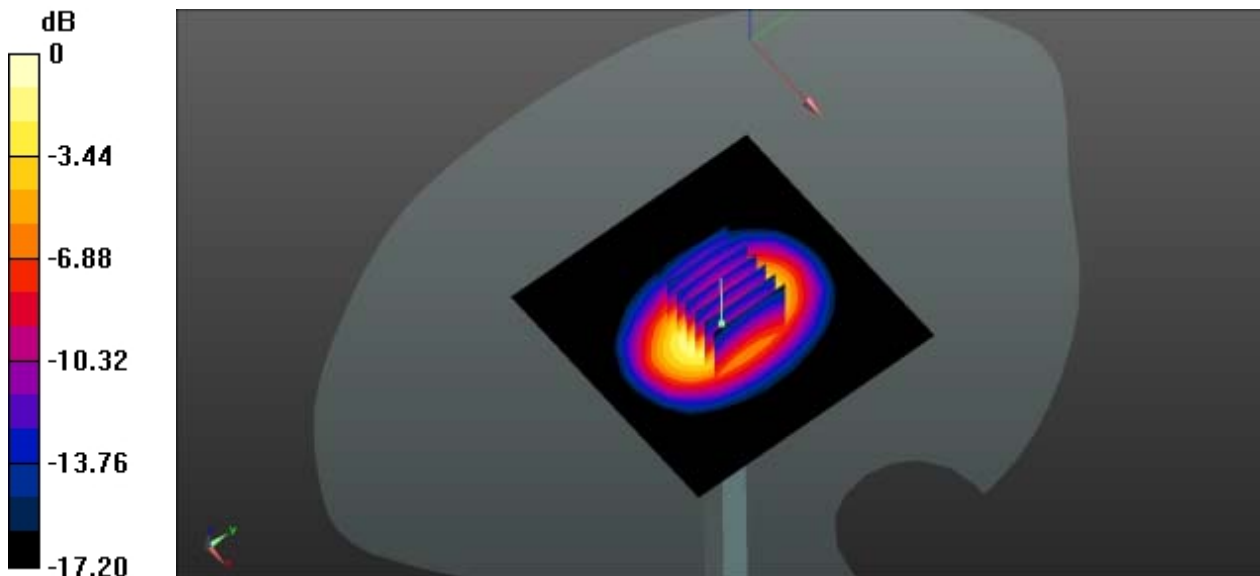
CW 1900 100mW/Zoom Scan (7x7x7)/Cube 0: Measurement grid: dx=5mm, dy=5mm, dz=5mm

Reference Value = 53.10 V/m; Power Drift = -0.03 dB

Peak SAR (extrapolated) = 7.51 W/kg

SAR(1 g) = 4.03 W/kg; SAR(10 g) = 2.1 W/kg

Maximum value of SAR (measured) = 4.54 W/kg



0 dB = 4.55 W/kg

System Performance Check Data (2450MHz)

System Check: Head 2450 MHz

Date: 2021.12.14

Communication System Band: D2450 (2450.0 MHz); Frequency: 2450 MHz; Duty Cycle: 1:1

Medium parameters used: $f = 2450$ MHz; $\sigma = 1.807$ S/m; $\epsilon_r = 39.325$; $\rho = 1000$ kg/m³

Phantom section: Flat Section

Ambient Temperature: 22.8 Liquid Temperature: 21.5

DASY5 Configuration:

- Probe: EX3DV4 - SN7663; ConvF(8.19, 8.19, 8.19); Calibrated: 2021.07.23;
- Sensor-Surface: 4mm (Mechanical Surface Detection)
- Electronics: DAE4 Sn878; Calibrated: 2021.07.15
- Phantom: SAM (20deg probe tilt) with CRP v5.0 Right 1857; Type: QD000P40CD; Serial: TP1857
- Measurement SW: DASY52, Version 52.8 (8); SEMCAD X Version 14.6.10 (7331)

CW 2450 100mW/Area Scan (101x101x1): Interpolated grid: dx=1.000 mm, dy=1.000 mm

Maximum value of SAR (interpolated) = 6.32 W/kg

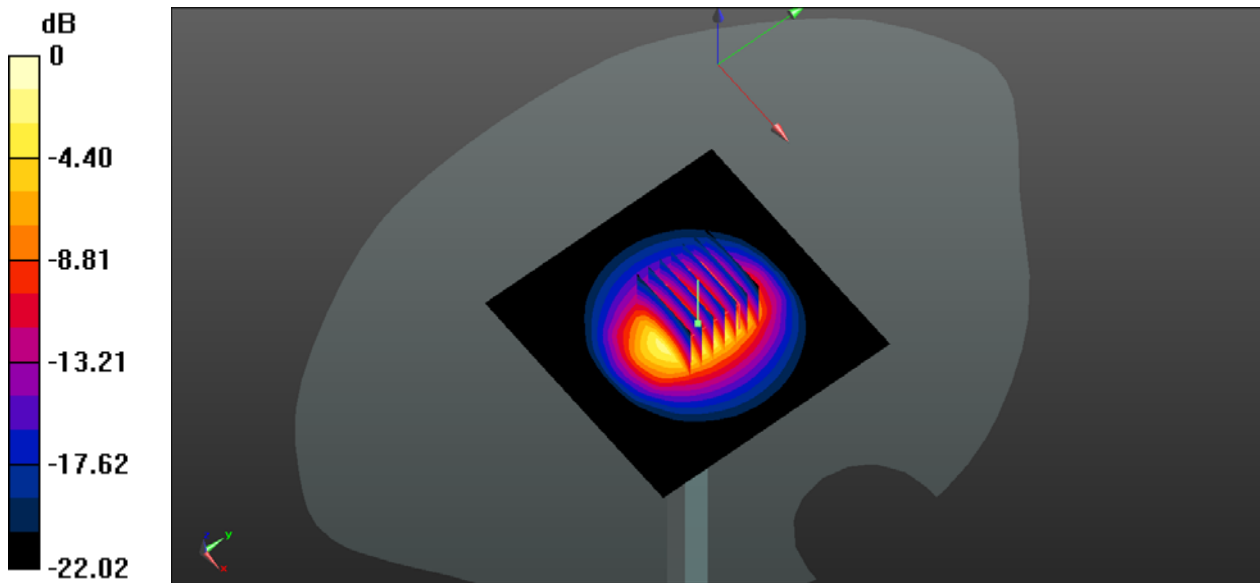
CW 2450 100mW/Zoom Scan (7x7x7)/Cube 0: Measurement grid: dx=5mm, dy=5mm, dz=5mm

Reference Value = 55.27 V/m; Power Drift = -0.09 dB

Peak SAR (extrapolated) = 11.0 W/kg

SAR(1 g) = 5.3 W/kg; SAR(10 g) = 2.41 W/kg

Maximum value of SAR (measured) = 6.09 W/kg



0 dB = 6.09 W/kg

System Performance Check Data (2450MHz)

System Check: Head 2450 MHz

Date: 2021.12.27

Communication System Band: D2450 (2450.0 MHz); Frequency: 2450 MHz; Duty Cycle: 1:1

Medium parameters used: $f = 2450$ MHz; $\sigma = 1.869$ S/m; $\epsilon_r = 40.795$; $\rho = 1000$ kg/m³

Phantom section: Flat Section

Ambient Temperature: 22.5 Liquid Temperature: 21.4

DASY5 Configuration:

- Probe: EX3DV4 - SN7663; ConvF(8.19, 8.19, 8.19); Calibrated: 2021.07.23;
- Sensor-Surface: 4mm (Mechanical Surface Detection)
- Electronics: DAE4 Sn878; Calibrated: 2021.07.15
- Phantom: SAM (20deg probe tilt) with CRP v5.0 Right 1857; Type: QD000P40CD; Serial: TP1857
- Measurement SW: DASY52, Version 52.8 (8); SEMCAD X Version 14.6.10 (7331)

CW 2450 100mW/Area Scan (101x101x1): Interpolated grid: dx=1.000 mm, dy=1.000 mm

Maximum value of SAR (interpolated) = 6.25 W/kg

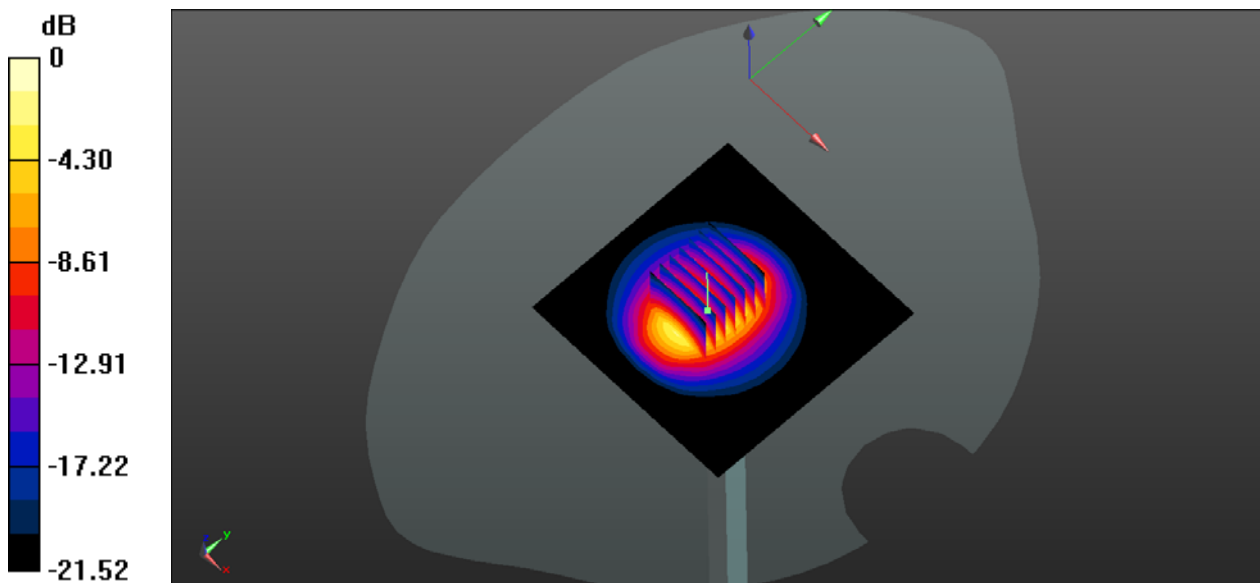
CW 2450 100mW/Zoom Scan (7x7x7)/Cube 0: Measurement grid: dx=5mm, dy=5mm, dz=5mm

Reference Value = 50.73 V/m; Power Drift = 0.10 dB

Peak SAR (extrapolated) = 10.8 W/kg

SAR(1 g) = 5.27 W/kg; SAR(10 g) = 2.43 W/kg

Maximum value of SAR (measured) = 6.10 W/kg



System Performance Check Data (2600MHz)

System Check: Head 2600 MHz

Date: 2021.12.5

Communication System Band: D2600 (2600.0 MHz); Frequency: 2600 MHz; Duty Cycle: 1:1

Medium parameters used: $f = 2600$ MHz; $\sigma = 1.957$ S/m; $\epsilon_r = 39.118$; $\rho = 1000$ kg/m³

Phantom section: Flat Section

Ambient Temperature: 22.6 Liquid Temperature: 21.2

DASY5 Configuration:

- Probe: EX3DV4 - SN7663; ConvF((7.94, 7.94, 7.94); Calibrated: 2021.07.23;
- Sensor-Surface: 4mm (Mechanical Surface Detection)
- Electronics: DAE4 Sn878; Calibrated: 2021.07.15
- Phantom: SAM (20deg probe tilt) with CRP v5.0 Right 1857; Type: QD000P40CD; Serial: TP1857
- Measurement SW: DASY52, Version 52.8 (8); SEMCAD X Version 14.6.10 (7331)

CW 2600 100mW /Area Scan (101x101x1): Interpolated grid: dx=1.000 mm, dy=1.000 mm

Maximum value of SAR (interpolated) = 6.42 W/kg

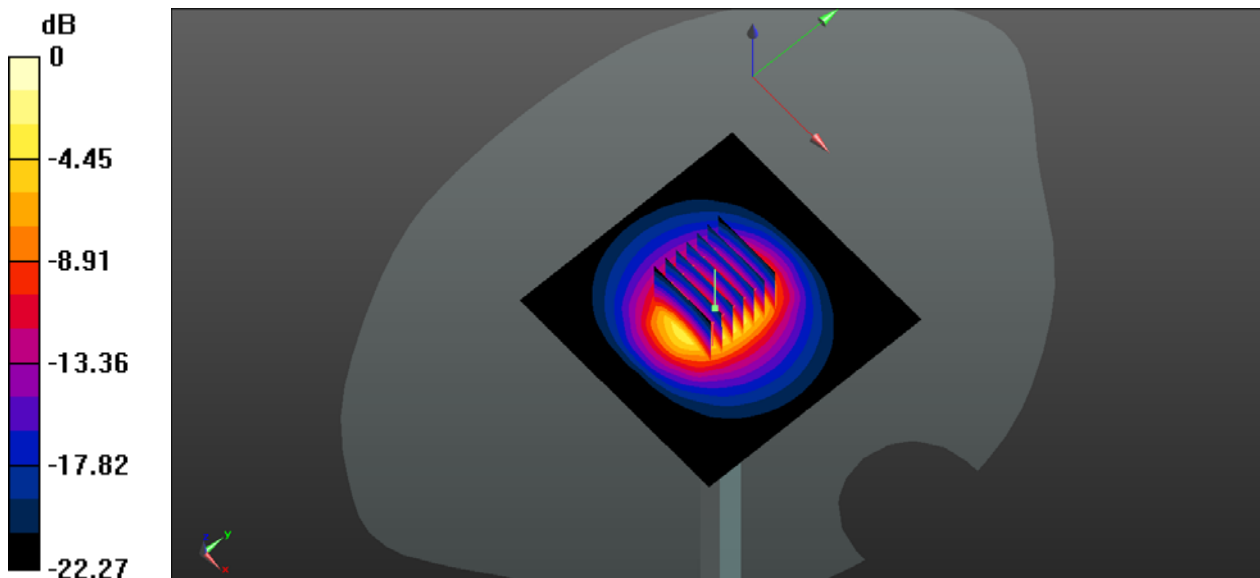
CW 2600 100mW /Zoom Scan (7x7x7)/Cube 0: Measurement grid: dx=5mm, dy=5mm, dz=5mm

Reference Value = 45.73 V/m; Power Drift = -0.17 dB

Peak SAR (extrapolated) = 12.5 W/kg

SAR(1 g) = 5.53 W/kg; SAR(10 g) = 2.36 W/kg

Maximum value of SAR (measured) = 6.37 W/kg



0 dB = 6.33 W/kg

System Performance Check Data (5250MHz)

System Check: Head 5250 MHz

Date: 2021.12.7

Communication System Band: D5GHz (5000.0 - 6000.0 MHz); Frequency: 5250 MHz; Duty Cycle: 1:1

Medium parameters used: $f = 5250$ MHz; $\sigma = 4.665$ S/m; $\epsilon_r = 34.992$; $\rho = 1000$ kg/m³

Phantom section: Flat Section

Ambient Temperature: 22.4 Liquid Temperature: 21.1

DASY5 Configuration:

- Probe: EX3DV4 - SN7663; ConvF(5.61, 5.61, 5.61); Calibrated: 2021.07.23;
- Sensor-Surface: 2mm (Mechanical Surface Detection)
- Electronics: DAE4 Sn878; Calibrated: 2021.07.15
- Phantom: SAM (20deg probe tilt) with CRP v5.0 Right 1857; Type: QD000P40CD; Serial: TP1857
- Measurement SW: DASY52, Version 52.8 (8); SEMCAD X Version 14.6.10 (7331)

CW 5250 100mW/Area Scan (101x101x1): Interpolated grid: dx=1.000 mm, dy=1.000 mm

Maximum value of SAR (interpolated) = 14.3 W/kg

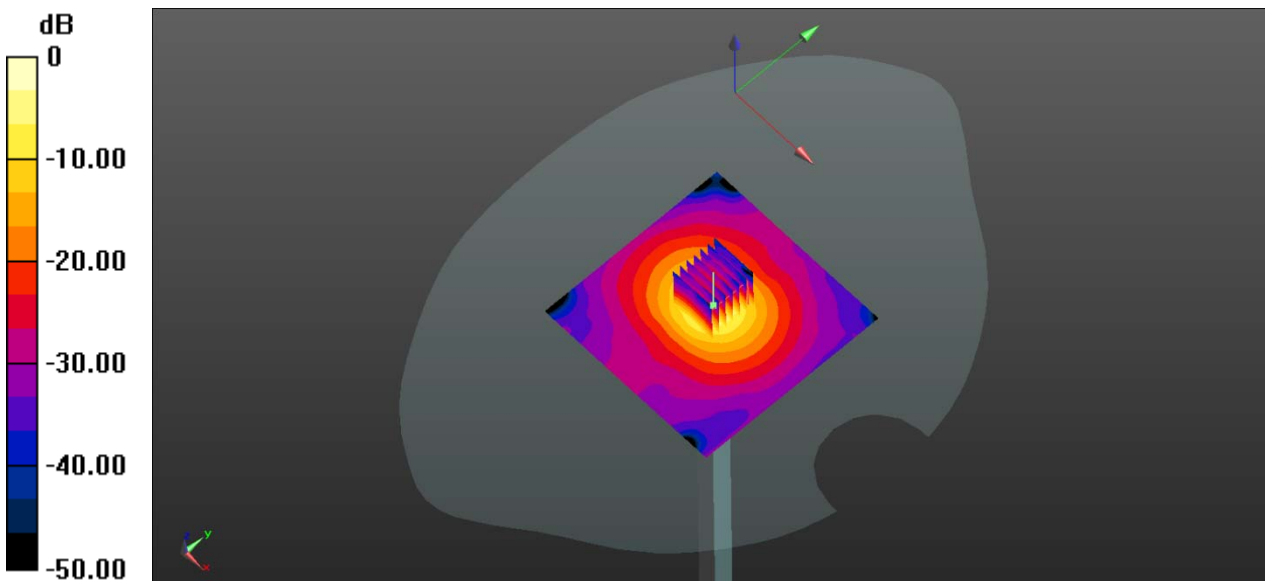
CW 5250 100mW/Zoom Scan (7x7x21)/Cube 0: Measurement grid: dx=4mm, dy=4mm, dz=1.4mm

Reference Value = 37.78 V/m; Power Drift = 0.08 dB

Peak SAR (extrapolated) = 33.3 W/kg

SAR(1 g) = 7.36 W/kg; SAR(10 g) = 2.06 W/kg

Maximum value of SAR (measured) = 14.7 W/kg



0 dB = 19.1 W/kg

System Performance Check Data (5600MHz)

System Check: Head 5600 MHz

Date: 2021.12.9

Communication System Band: D5GHz (5000.0 - 6000.0 MHz); Frequency: 5600 MHz; Duty Cycle: 1:1

Medium parameters used: $f = 5600$ MHz; $\sigma = 5.034$ S/m; $\epsilon_r = 34.299$; $\rho = 1000$ kg/m³

Phantom section: Flat Section

Ambient Temperature: 22.3 Liquid Temperature: 21.4

DASY5 Configuration:

- Probe: EX3DV4 - SN7663; ConvF(5.10, 5.10, 5.10); Calibrated: 2021.07.23;
- Sensor-Surface: 2mm (Mechanical Surface Detection)
- Electronics: DAE4 Sn878; Calibrated: 2021.07.15
- Phantom: SAM (20deg probe tilt) with CRP v5.0 Right 1857; Type: QD000P40CD; Serial: TP1857
- Measurement SW: DASY52, Version 52.8 (8); SEMCAD X Version 14.6.10 (7331)

CW 5600 100mW /Area Scan (81x81x1): Interpolated grid: dx=1.000 mm, dy=1.000 mm

Maximum value of SAR (interpolated) = 9.13 W/kg

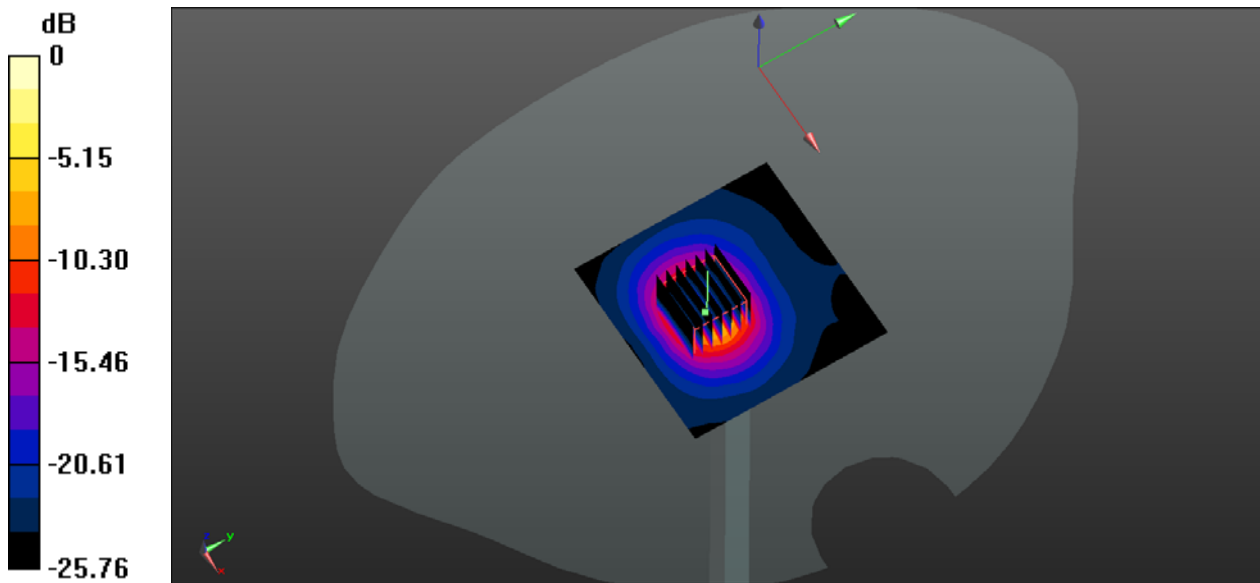
CW 5600 100mW /Zoom Scan (7x7x15)/Cube 0: Measurement grid: dx=4mm, dy=4mm, dz=2mm

Reference Value = 22.84 V/m; Power Drift = 0.12 dB

Peak SAR (extrapolated) = 38.21 W/kg

SAR(1 g) = 8.47 W/kg; SAR(10 g) = 2.4 W/kg

Maximum value of SAR (measured) = 17.1 W/kg



0 dB = 17.2 W/kg

System Performance Check Data (5750MHz)

System Check: Head 5800 MHz

Date: 2021.12.10

Communication System Band: D5GHz (5000.0 - 6000.0 MHz); Frequency: 5750 MHz; Duty Cycle: 1:1

Medium parameters used: $f = 5750$ MHz; $\sigma = 5.201$ S/m; $\epsilon_r = 34$; $\rho = 1000$ kg/m³

Phantom section: Flat Section

Ambient Temperature: 22.4 Liquid Temperature: 21.5

DASY5 Configuration:

- Probe: EX3DV4 - SN7663; ConvF(5.15, 5.15, 5.15); Calibrated: 2021.07.23;
- Sensor-Surface: 2mm (Mechanical Surface Detection)
- Electronics: DAE4 Sn878; Calibrated: 2021.07.15
- Phantom: SAM (20deg probe tilt) with CRP v5.0 Right 1857; Type: QD000P40CD; Serial: TP1857
- Measurement SW: DASY52, Version 52.8 (8); SEMCAD X Version 14.6.10 (7331)

CW 5750 100mW/Area Scan (81x81x1): Interpolated grid: dx=1.000 mm, dy=1.000 mm

Maximum value of SAR (interpolated) = 8.92 W/kg

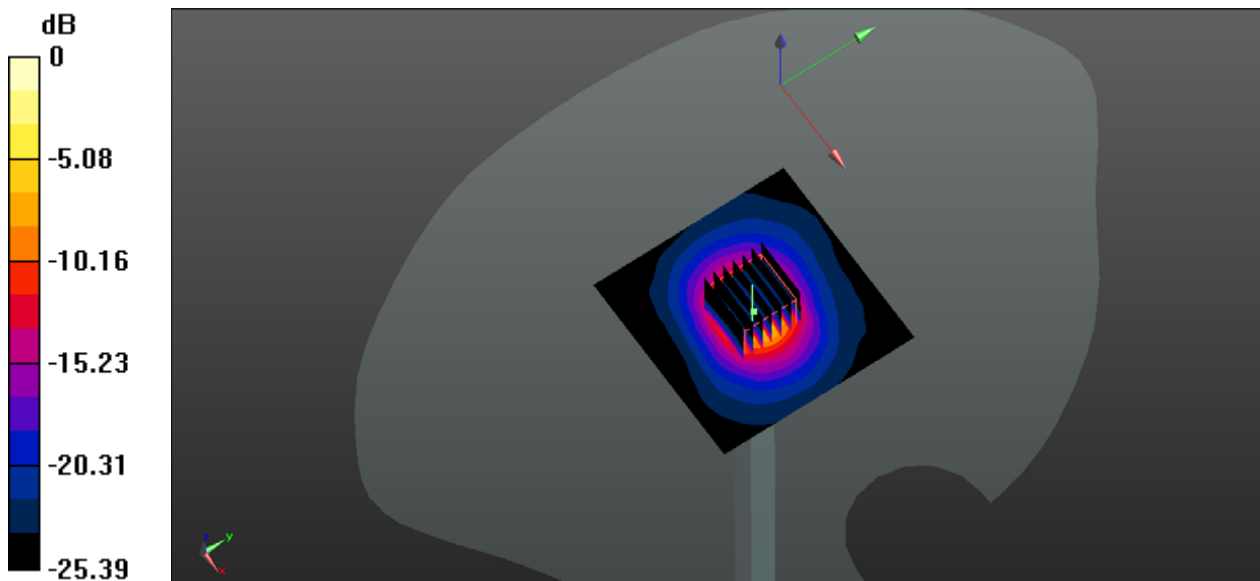
CW 5750 100mW/Zoom Scan (7x7x15)/Cube 0: Measurement grid: dx=4mm, dy=4mm, dz=2mm

Reference Value = 40.19 V/m; Power Drift = 0.06 dB

Peak SAR (extrapolated) = 36.7 W/kg

SAR(1 g) = 8.27 W/kg; SAR(10 g) = 2.33 W/kg

Maximum value of SAR (measured) = 16.1 W/kg



0 dB = 16.1 W/kg

System Performance Check Data (5750MHz)

System Check: Head 5750 MHz

Date: 2021.12.27

Communication System Band: D5GHz (5000.0 - 6000.0 MHz); Frequency: 5750 MHz; Duty Cycle: 1:1

Medium parameters used: $f = 5750$ MHz; $\sigma = 5.1$ S/m; $\epsilon_r = 35.38$; $\rho = 1000$ kg/m³

Phantom section: Flat Section

Ambient Temperature: 22.2 Liquid Temperature: 21.0

DASY5 Configuration:

- Probe: EX3DV4 - SN7663; ConvF(5.15, 5.15, 5.15); Calibrated: 2021.07.23;
- Sensor-Surface: 2mm (Mechanical Surface Detection)
- Electronics: DAE4 Sn878; Calibrated: 2021.07.15
- Phantom: SAM (20deg probe tilt) with CRP v5.0 Right 1857; Type: QD000P40CD; Serial: TP1857
- Measurement SW: DASY52, Version 52.8 (8); SEMCAD X Version 14.6.10 (7331)

CW 5750 100mW/Area Scan (81x101x1): Interpolated grid: dx=1.000 mm, dy=1.000 mm

Maximum value of SAR (interpolated) = 8.46 W/kg


CW 5750 100mW/Zoom Scan (8x8x21)/Cube 0: Measurement grid: dx=4mm, dy=4mm, dz=1.4mm

Reference Value = 36.33 V/m; Power Drift = 0.08 dB

Peak SAR (extrapolated) = 35.3 W/kg

SAR(1 g) = 7.68 W/kg; SAR(10 g) = 2.13 W/kg

Maximum value of SAR (measured) = 19.1 W/kg



0 dB = 19.1 W/kg

ANNEX C TEST DATA

1.Right Head with Cheek on Low Channel in GSM850

Date: 2021.11.27

Communication System Band: Exported from older format; Frequency: 824.2 MHz;Duty Cycle: 1:4

Medium parameters used: $f = 824.2$ MHz; $\sigma = 0.929$ S/m; $\epsilon_r = 42.255$; $\rho = 1000$ kg/m³

Phantom section: Right Section

Ambient Temperature:22.4 Liquid Temperature:21.4

DASY5 Configuration:

- Probe: EX3DV4 - SN7663; ConvF(10.10, 10.10, 10.10); Calibrated: 2021.07.23
- Sensor-Surface: 4mm (Mechanical Surface Detection)
- Electronics: DAE4 Sn878; Calibrated: 2021.07.15
- Phantom: SAM (20deg probe tilt) with CRP v5.0 Right 1857; Type: QD000P40CD; Serial: TP1857
- Measurement SW: DASY52, Version 52.8 (8); SEMCAD X Version 14.6.10 (7331)

Ch128/Area Scan (71x81x1): Interpolated grid: dx=1.500 mm, dy=1.500 mm

Maximum value of SAR (interpolated) = 0.314 W/kg


Ch128/Zoom Scan (5x5x7)/Cube 0: Measurement grid: dx=8mm, dy=8mm, dz=5mm

Reference Value = 2.663 V/m; Power Drift = -0.03 dB

Peak SAR (extrapolated) = 0.322 W/kg

SAR(1 g) = 0.248 W/kg; SAR(10 g) = 0.192 W/kg

Maximum value of SAR (measured) = 0.295 W/kg



0 dB = 0.295 W/kg = -5.30 dBW/kg

2.Body Plane with Back side 10mm on Low Channel in GSM850

Date: 2021.11.27

Communication System Band: Exported from older format; Frequency: 824.2 MHz; Duty Cycle: 1:4

Medium parameters used: $f = 824.2$ MHz; $\sigma = 0.929$ S/m; $\epsilon_r = 42.255$; $\rho = 1000$ kg/m³

Phantom section: Flat Section

Ambient Temperature: 22.4 Liquid Temperature: 21.4

DASY5 Configuration:

- Probe: EX3DV4 - SN7663; ConvF(10.10, 10.10, 10.10); Calibrated: 2021.07.23
- Sensor-Surface: 4mm (Mechanical Surface Detection)
- Electronics: DAE4 Sn878; Calibrated: 2021.07.15
- Phantom: SAM (20deg probe tilt) with CRP v5.0 Right 1857; Type: QD000P40CD; Serial: TP1857
- Measurement SW: DASY52, Version 52.8 (8); SEMCAD X Version 14.6.10 (7331)

Ch128/Area Scan (71x81x1): Interpolated grid: dx=1.500 mm, dy=1.500 mm

Maximum value of SAR (interpolated) = 0.532 W/kg

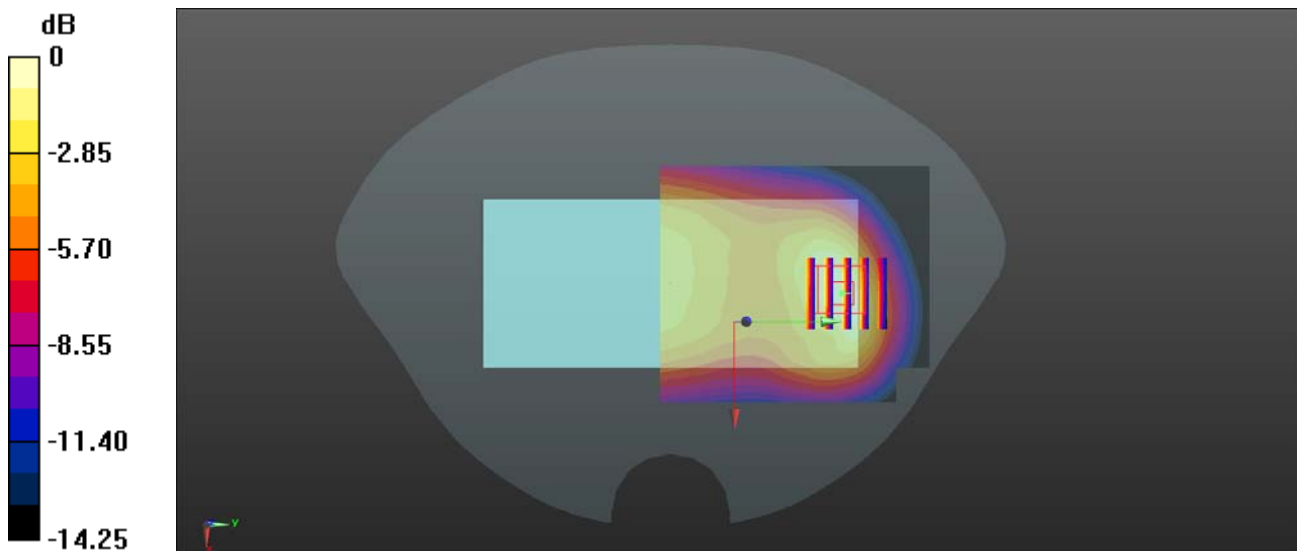
Ch128/Zoom Scan (5x5x7)/Cube 0: Measurement grid: dx=8mm, dy=8mm, dz=5mm

Reference Value = 9.369 V/m; Power Drift = -0.09 dB

Peak SAR (extrapolated) = 0.659 W/kg

SAR(1 g) = 0.377 W/kg; SAR(10 g) = 0.227 W/kg

Maximum value of SAR (measured) = 0.545 W/kg



0 dB = 0.545 W/kg = -2.64 dBW/kg

3.Right Head with Cheek on High Channel in GSM1900

Date: 2021.12.1

Communication System Band: Exported from older format; Frequency: 1909.8 MHz;Duty Cycle: 1:2.08

Medium parameters used: $f = 1909.8$ MHz; $\sigma = 1.417$ S/m; $\epsilon_r = 40.154$; $\rho = 1000$ kg/m³

Phantom section: Right Section

Ambient Temperature:22.3 Liquid Temperature:21.3

DASY5 Configuration:

- Probe: EX3DV4 - SN7663; ConvF(8.57, 8.57, 8.57); Calibrated: 2021.07.23
- Sensor-Surface: 4mm (Mechanical Surface Detection)
- Electronics: DAE4 Sn878; Calibrated: 2021.07.15
- Phantom: SAM (20deg probe tilt) with CRP v5.0 Right 1857; Type: QD000P40CD; Serial: TP1857
- Measurement SW: DASY52, Version 52.8 (8); SEMCAD X Version 14.6.10 (7331)

Ch810/Area Scan (71x81x1): Interpolated grid: dx=1.500 mm, dy=1.500 mm

Maximum value of SAR (interpolated) = 0.394 W/kg


Ch810/Zoom Scan (5x5x7)/Cube 0: Measurement grid: dx=8mm, dy=8mm, dz=5mm

Reference Value = 1.353 V/m; Power Drift = -0.01 dB

Peak SAR (extrapolated) = 0.437 W/kg

SAR(1 g) = 0.273 W/kg; SAR(10 g) = 0.170 W/kg

Maximum value of SAR (measured) = 0.373 W/kg



0 dB = 0.373 W/kg = -4.28 dBW/kg

4.Body Plane with Back side 10mm on Mid Channel in GSM1900

Date: 2021.12.1

Communication System Band: Exported from older format; Frequency: 1880 MHz;Duty Cycle: 1:2.08

Medium parameters used: $f = 1880$ MHz; $\sigma = 1.417$ S/m; $\epsilon_r = 40.165$; $\rho = 1000$ kg/m³

Phantom section: Flat Section

Ambient Temperature:22.3 Liquid Temperature:21.3

DASY5 Configuration:

- Probe: EX3DV4 - SN7663; ConvF(8.57, 8.57, 8.57); Calibrated: 2021.07.23
- Sensor-Surface: 4mm (Mechanical Surface Detection)
- Electronics: DAE4 Sn878; Calibrated: 2021.07.15
- Phantom: SAM (20deg probe tilt) with CRP v5.0 Right 1857; Type: QD000P40CD; Serial: TP1857
- Measurement SW: DASY52, Version 52.8 (8); SEMCAD X Version 14.6.10 (7331)

Ch661/Area Scan (81x71x1): Interpolated grid: dx=1.500 mm, dy=1.500 mm

Maximum value of SAR (interpolated) = 0.385 W/kg

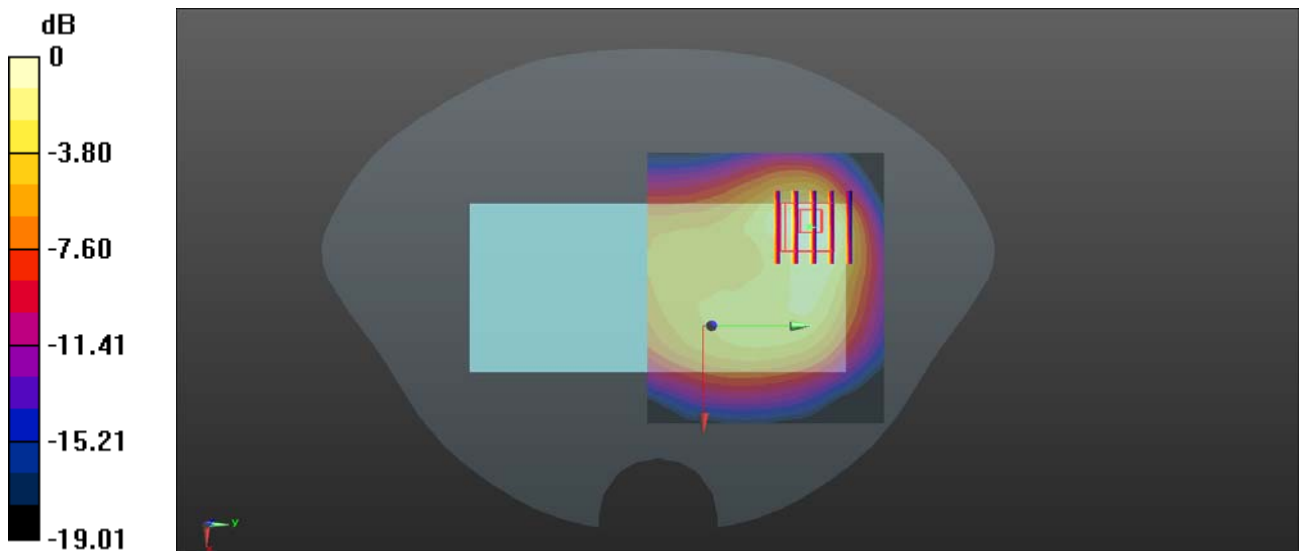
Ch661/Zoom Scan (5x5x7)/Cube 0: Measurement grid: dx=8mm, dy=8mm, dz=5mm

Reference Value = 13.45 V/m; Power Drift = -0.01 dB

Peak SAR (extrapolated) = 0.427 W/kg

SAR(1 g) = 0.228 W/kg; SAR(10 g) = 0.125 W/kg

Maximum value of SAR (measured) = 0.343 W/kg



0 dB = 0.343 W/kg = -4.65 dBW/kg

5.Body Plane with Back side 14mm on High Channel in GSM1900

Date: 2021.12.1

Communication System Band: Exported from older format; Frequency: 1909.8 MHz;Duty Cycle: 1:2.08

Medium parameters used: $f = 1909.8$ MHz; $\sigma = 1.417$ S/m; $\epsilon_r = 40.154$; $\rho = 1000$ kg/m³

Phantom section: Flat Section

Ambient Temperature:22.3 Liquid Temperature:21.3

DASY5 Configuration:

- Probe: EX3DV4 - SN7663; ConvF(8.57, 8.57, 8.57); Calibrated: 2021.07.23
- Sensor-Surface: 4mm (Mechanical Surface Detection)
- Electronics: DAE4 Sn878; Calibrated: 2021.07.15
- Phantom: SAM (20deg probe tilt) with CRP v5.0 Right 1857; Type: QD000P40CD; Serial: TP1857
- Measurement SW: DASY52, Version 52.8 (8); SEMCAD X Version 14.6.10 (7331)

Ch810/Area Scan (81x71x1): Interpolated grid: dx=1.500 mm, dy=1.500 mm

Maximum value of SAR (interpolated) = 0.379 W/kg

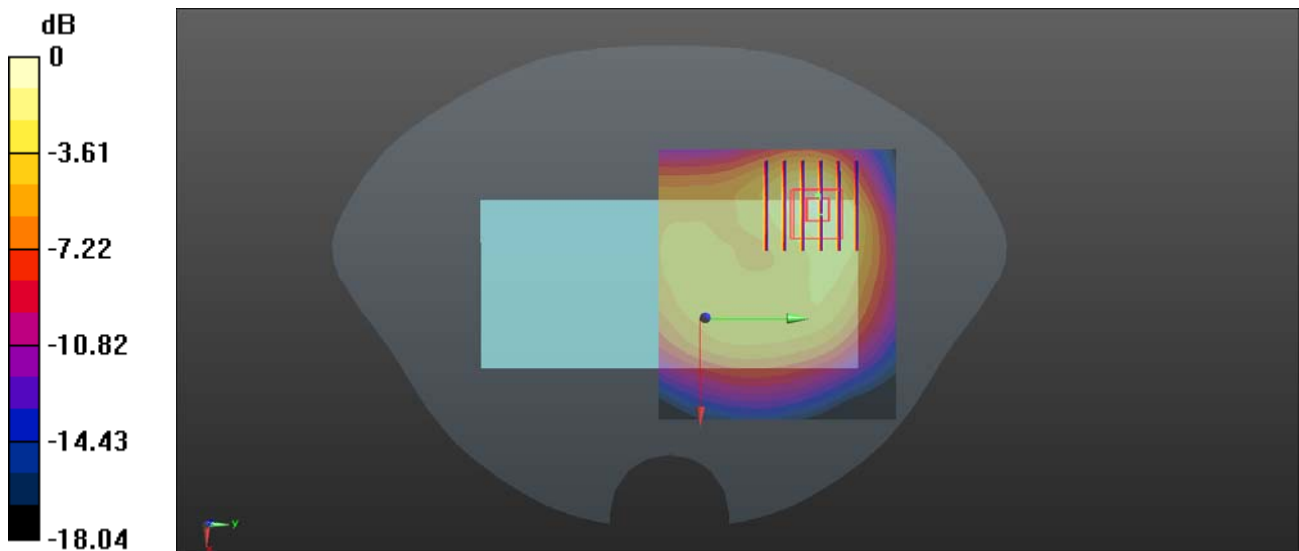
Ch810/Zoom Scan (6x6x7)/Cube 0: Measurement grid: dx=8mm, dy=8mm, dz=5mm

Reference Value = 2.323 V/m; Power Drift = -0.06 dB

Peak SAR (extrapolated) = 0.548 W/kg

SAR(1 g) = 0.316 W/kg; SAR(10 g) = 0.182 W/kg

Maximum value of SAR (measured) = 0.456 W/kg



0 dB = 0.456 W/kg = -3.41 dBW/kg

6.Left Head with Cheek on High Channel in WCDMA II

Date: 2021.12.1

Communication System Band: WCDMA II; Frequency: 1907.6 MHz; Duty Cycle: 1:1

Medium parameters used: $f = 1907.6$ MHz; $\sigma = 1.416$ S/m; $\epsilon_r = 40.157$; $\rho = 1000$ kg/m³

Phantom section: Left Section

Ambient Temperature:22.3 Liquid Temperature:21.3

DASY5 Configuration:

- Probe: EX3DV4 - SN7663; ConvF(8.57, 8.57, 8.57); Calibrated: 2021.07.23
- Sensor-Surface: 4mm (Mechanical Surface Detection)
- Electronics: DAE4 Sn878; Calibrated: 2021.07.15
- Phantom: SAM (20deg probe tilt) with CRP v5.0 Right 1857; Type: QD000P40CD; Serial: TP1857
- Measurement SW: DASY52, Version 52.8 (8); SEMCAD X Version 14.6.10 (7331)

Ch9538/Area Scan (71x71x1): Interpolated grid: dx=1.500 mm, dy=1.500 mm

Maximum value of SAR (interpolated) = 0.480 W/kg


Ch9538/Zoom Scan (5x5x7)/Cube 0: Measurement grid: dx=8mm, dy=8mm, dz=5mm

Reference Value = 2.245 V/m; Power Drift = 0.12 dB

Peak SAR (extrapolated) = 0.610 W/kg

SAR(1 g) = 0.387 W/kg; SAR(10 g) = 0.241 W/kg

Maximum value of SAR (measured) = 0.529 W/kg



0 dB = 0.529 W/kg = -2.77 dBW/kg

7.Body Plane with Back side 10mm on Mid Channel in WCDMA II

Date: 2021.12.1

Communication System Band: WCDMA II; Frequency: 1880 MHz; Duty Cycle: 1:1

Medium parameters used: $f = 1880$ MHz; $\sigma = 1.417$ S/m; $\epsilon_r = 40.165$; $\rho = 1000$ kg/m³

Phantom section: Flat Section

Ambient Temperature: 22.3 Liquid Temperature: 21.3

DASY5 Configuration:

- Probe: EX3DV4 - SN7663; ConvF(8.57, 8.57, 8.57); Calibrated: 2021.07.23
- Sensor-Surface: 4mm (Mechanical Surface Detection)
- Electronics: DAE4 Sn878; Calibrated: 2021.07.15
- Phantom: SAM (20deg probe tilt) with CRP v5.0 Right 1857; Type: QD000P40CD; Serial: TP1857
- Measurement SW: DASY52, Version 52.8 (8); SEMCAD X Version 14.6.10 (7331)

Ch9400/Area Scan (81x71x1): Interpolated grid: dx=1.500 mm, dy=1.500 mm

Maximum value of SAR (interpolated) = 0.403 W/kg

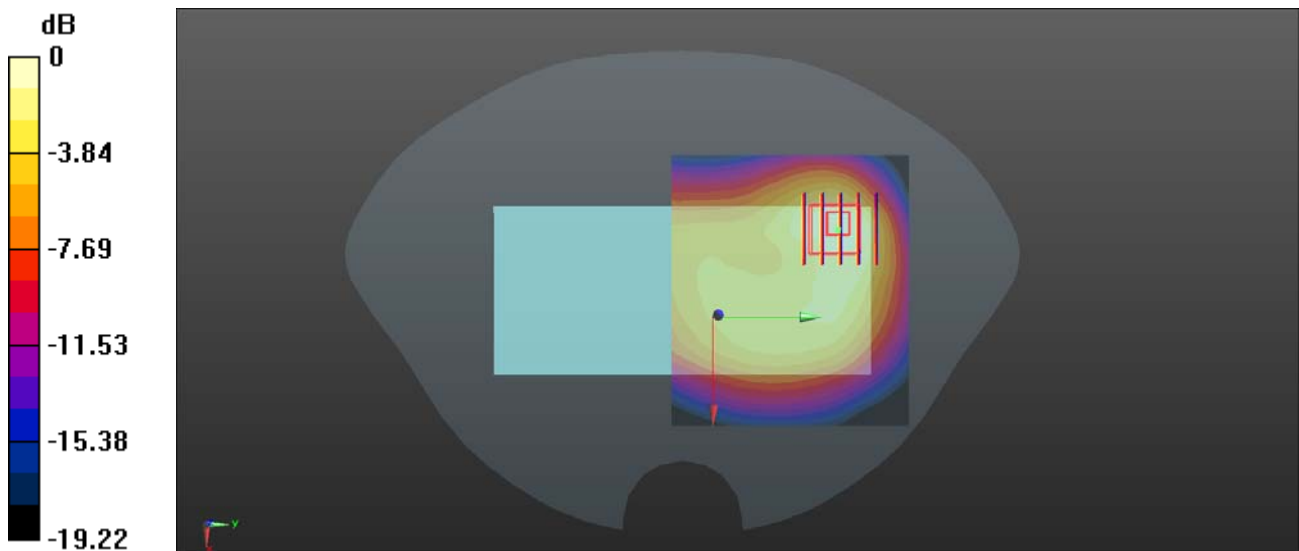
Ch9400/Zoom Scan (5x5x7)/Cube 0: Measurement grid: dx=8mm, dy=8mm, dz=5mm

Reference Value = 0.8110 V/m; Power Drift = 0.02 dB

Peak SAR (extrapolated) = 0.459 W/kg

SAR(1 g) = 0.242 W/kg; SAR(10 g) = 0.133 W/kg

Maximum value of SAR (measured) = 0.361 W/kg



0 dB = 0.361 W/kg = -4.42 dBW/kg

8.Body Plane with Back side 14mm on High Channel in WCDMA II

Date: 2021.12.1

Communication System Band: WCDMA II; Frequency: 1907.6 MHz; Duty Cycle: 1:1

Medium parameters used: $f = 1907.6$ MHz; $\sigma = 1.416$ S/m; $\epsilon_r = 40.157$; $\rho = 1000$ kg/m³

Phantom section: Flat Section

Ambient Temperature: 22.3 Liquid Temperature: 21.3

DASY5 Configuration:

- Probe: EX3DV4 - SN7663; ConvF(8.57, 8.57, 8.57); Calibrated: 2021.07.23
- Sensor-Surface: 4mm (Mechanical Surface Detection)
- Electronics: DAE4 Sn878; Calibrated: 2021.07.15
- Phantom: SAM (20deg probe tilt) with CRP v5.0 Right 1857; Type: QD000P40CD; Serial: TP1857
- Measurement SW: DASY52, Version 52.8 (8); SEMCAD X Version 14.6.10 (7331)

Ch9538/Area Scan (81x71x1): Interpolated grid: dx=1.500 mm, dy=1.500 mm

Maximum value of SAR (interpolated) = 1.30 W/kg

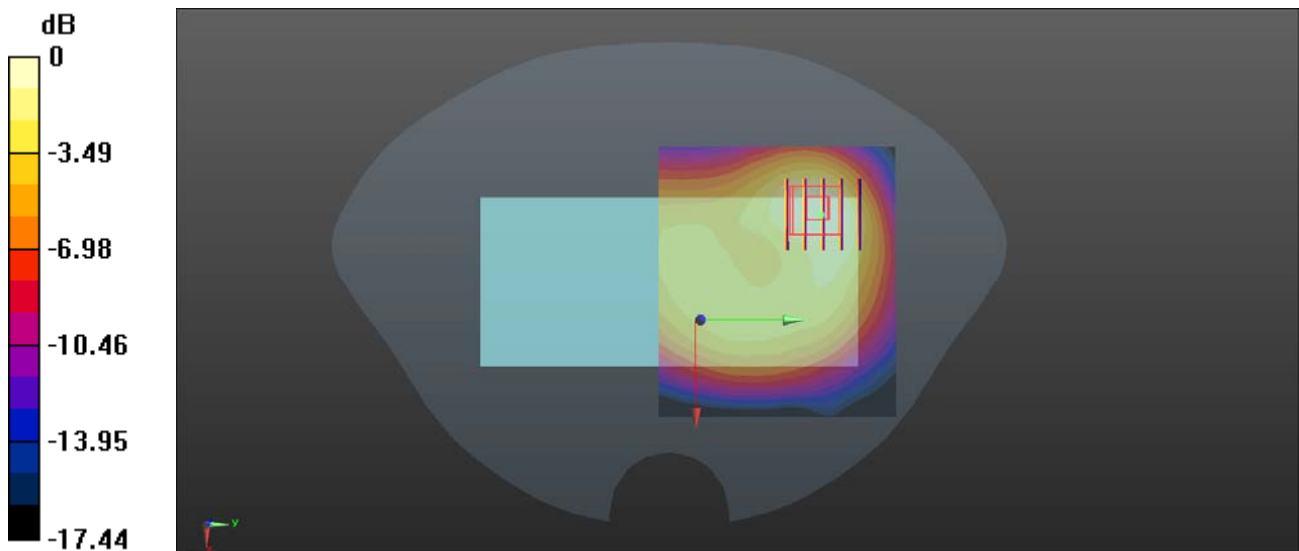
Ch9538/Zoom Scan (5x5x7)/Cube 0: Measurement grid: dx=8mm, dy=8mm, dz=5mm

Reference Value = 1.551 V/m; Power Drift = 0.03 dB

Peak SAR (extrapolated) = 1.53 W/kg

SAR(1 g) = 0.854 W/kg; SAR(10 g) = 0.487 W/kg

Maximum value of SAR (measured) = 1.24 W/kg



0 dB = 1.24 W/kg = 0.93 dBW/kg

9.Left Head with Cheek on Mid Channel in WCDMA IV

Date: 2021.11.29

Communication System Band: WCDMA IV; Frequency: 1732.4 MHz;Duty Cycle: 1:1

Medium parameters used: $f = 1732.4$ MHz; $\sigma = 1.357$ S/m; $\epsilon_r = 40.374$; $\rho = 1000$ kg/m³

Phantom section: Left Section

Ambient Temperature:22.2 Liquid Temperature:21.7

DASY5 Configuration:

- Probe: EX3DV4 - SN7663; ConvF(8.71, 8.71, 8.71); Calibrated: 2021.07.23
- Sensor-Surface: 4mm (Mechanical Surface Detection)
- Electronics: DAE4 Sn878; Calibrated: 2021.07.15
- Phantom: SAM (20deg probe tilt) with CRP v5.0 Right 1857; Type: QD000P40CD; Serial: TP1857
- Measurement SW: DASY52, Version 52.8 (8); SEMCAD X Version 14.6.10 (7331)

Ch1412/Area Scan (71x81x1): Interpolated grid: dx=1.500 mm, dy=1.500 mm

Maximum value of SAR (interpolated) = 0.391 W/kg


Ch1412/Zoom Scan (5x5x7)/Cube 0: Measurement grid: dx=8mm, dy=8mm, dz=5mm

Reference Value = 2.738 V/m; Power Drift = 0.08 dB

Peak SAR (extrapolated) = 0.482 W/kg

SAR(1 g) = 0.312 W/kg; SAR(10 g) = 0.206 W/kg

Maximum value of SAR (measured) = 0.418 W/kg



0 dB = 0.418 W/kg = -3.79 dBW/kg

10.Body Plane with Back side 10mm on High Channel in WCDMA IV

Date: 2021.11.29

Communication System Band: WCDMA IV; Frequency: 1752.6 MHz;Duty Cycle: 1:1

Medium parameters used: $f = 1752.6$ MHz; $\sigma = 1.369$ S/m; $\epsilon_r = 40.346$; $\rho = 1000$ kg/m³

Phantom section: Flat Section

Ambient Temperature:22.2 Liquid Temperature:21.7

DASY5 Configuration:

- Probe: EX3DV4 - SN7663; ConvF(8.71, 8.71, 8.71); Calibrated: 2021.07.23
- Sensor-Surface: 4mm (Mechanical Surface Detection)
- Electronics: DAE4 Sn878; Calibrated: 2021.07.15
- Phantom: SAM (20deg probe tilt) with CRP v5.0 Right 1857; Type: QD000P40CD; Serial: TP1857
- Measurement SW: DASY52, Version 52.8 (8); SEMCAD X Version 14.6.10 (7331)

Ch1513/Area Scan (81x71x1): Interpolated grid: dx=1.500 mm, dy=1.500 mm

Maximum value of SAR (interpolated) = 0.990 W/kg

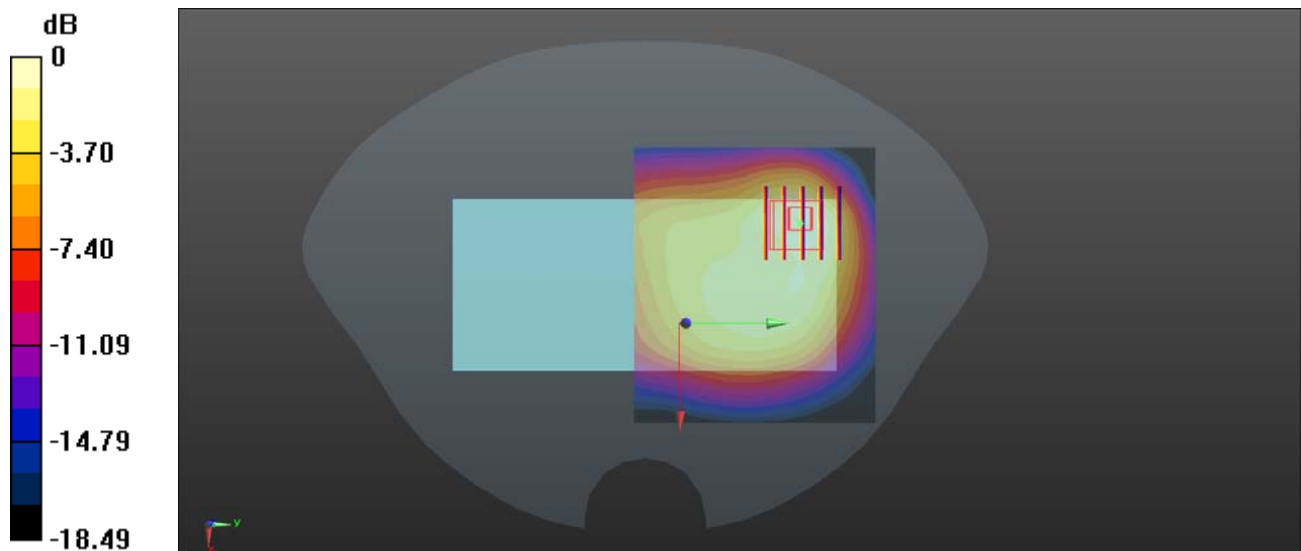
Ch1513/Zoom Scan (5x5x7)/Cube 0: Measurement grid: dx=8mm, dy=8mm, dz=5mm

Reference Value = 1.245 V/m; Power Drift = 0.02 dB

Peak SAR (extrapolated) = 1.09 W/kg

SAR(1 g) = 0.579 W/kg; SAR(10 g) = 0.326 W/kg

Maximum value of SAR (measured) = 0.869 W/kg



0 dB = 0.869 W/kg = -0.61 dBW/kg

11.Body Plane with Back side 14mm on Mid Channel in WCDMA IV

Date: 2021.11.29

Communication System Band: WCDMA IV; Frequency: 1732.4 MHz; Duty Cycle: 1:1

Medium parameters used: $f = 1732.4$ MHz; $\sigma = 1.357$ S/m; $\epsilon_r = 40.374$; $\rho = 1000$ kg/m³

Phantom section: Flat Section

Ambient Temperature:22.2 Liquid Temperature:21.7

DASY5 Configuration:

- Probe: EX3DV4 - SN7663; ConvF(8.71, 8.71, 8.71); Calibrated: 2021.07.23
- Sensor-Surface: 4mm (Mechanical Surface Detection)
- Electronics: DAE4 Sn878; Calibrated: 2021.07.15
- Phantom: SAM (20deg probe tilt) with CRP v5.0 Right 1857; Type: QD000P40CD; Serial: TP1857
- Measurement SW: DASY52, Version 52.8 (8); SEMCAD X Version 14.6.10 (7331)

Ch1412/Area Scan (81x71x1): Interpolated grid: dx=1.500 mm, dy=1.500 mm

Maximum value of SAR (interpolated) = 0.861 W/kg


Ch1412/Zoom Scan (5x5x7)/Cube 0: Measurement grid: dx=8mm, dy=8mm, dz=5mm

Reference Value = 1.618 V/m; Power Drift = 0.04 dB

Peak SAR (extrapolated) = 0.902 W/kg

SAR(1 g) = 0.590 W/kg; SAR(10 g) = 0.395 W/kg

Maximum value of SAR (measured) = 0.779 W/kg



0 dB = 0.779 W/kg = -1.08 dBW/kg

12.Right Head with Cheek on High Channel in WCDMA V

Date: 2021.11.27

Communication System Band: WCDMA V; Frequency: 846.6 MHz;Duty Cycle: 1:1

Medium parameters used: $f = 846.6$ MHz; $\sigma = 0.936$ S/m; $\epsilon_r = 42.179$; $\rho = 1000$ kg/m³

Phantom section: Right Section

Ambient Temperature:22.4 Liquid Temperature:21.4

DASY5 Configuration:

- Probe: EX3DV4 - SN7663; ConvF(10.10, 10.10, 10.10); Calibrated: 2021.07.23
- Sensor-Surface: 4mm (Mechanical Surface Detection)
- Electronics: DAE4 Sn878; Calibrated: 2021.07.15
- Phantom: SAM (20deg probe tilt) with CRP v5.0 Right 1857; Type: QD000P40CD; Serial: TP1857
- Measurement SW: DASY52, Version 52.8 (8); SEMCAD X Version 14.6.10 (7331)

Ch4233/Area Scan (71x81x1): Interpolated grid: dx=1.500 mm, dy=1.500 mm

Maximum value of SAR (interpolated) = 0.275 W/kg


Ch4233/Zoom Scan (5x5x7)/Cube 0: Measurement grid: dx=8mm, dy=8mm, dz=5mm

Reference Value = 2.646 V/m; Power Drift = 0.10 dB

Peak SAR (extrapolated) = 0.308 W/kg

SAR(1 g) = 0.229 W/kg; SAR(10 g) = 0.173 W/kg

Maximum value of SAR (measured) = 0.281 W/kg



0 dB = 0.281 W/kg = -5.51 dBW/kg

13.Body Plane with Back side 10mm on High Channel in WCDMA V

Date: 2021.11.27

Communication System Band: WCDMA V; Frequency: 846.6 MHz; Duty Cycle: 1:1

Medium parameters used: $f = 847 \text{ MHz}$; $\sigma = 0.936 \text{ S/m}$; $\epsilon_r = 42.179$; $\rho = 1000 \text{ kg/m}^3$

Phantom section: Flat Section

Ambient Temperature: 22.4 Liquid Temperature: 21.4

DASY5 Configuration:

- Probe: EX3DV4 - SN7663; ConvF(10.10, 10.10, 10.10); Calibrated: 2021.07.23
- Sensor-Surface: 4mm (Mechanical Surface Detection)
- Electronics: DAE4 Sn878; Calibrated: 2021.07.15
- Phantom: SAM (20deg probe tilt) with CRP v5.0 Right 1857; Type: QD000P40CD; Serial: TP1857
- Measurement SW: DASY52, Version 52.8 (8); SEMCAD X Version 14.6.10 (7331)

Ch4233/Area Scan (71x81x1): Interpolated grid: $dx=1.500 \text{ mm}$, $dy=1.500 \text{ mm}$

Maximum value of SAR (interpolated) = 0.601 W/kg

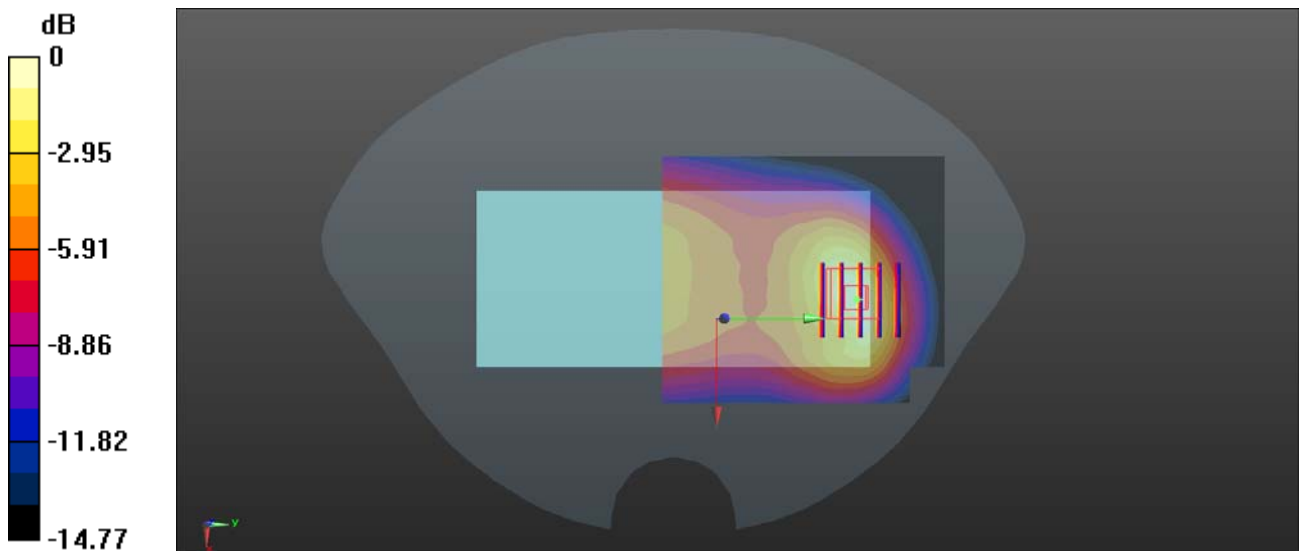
Ch4233/Zoom Scan (5x5x7)/Cube 0: Measurement grid: $dx=8\text{mm}$, $dy=8\text{mm}$, $dz=5\text{mm}$

Reference Value = 11.34 V/m; Power Drift = -0.03 dB

Peak SAR (extrapolated) = 0.791 W/kg

SAR(1 g) = 0.437 W/kg; SAR(10 g) = 0.256 W/kg

Maximum value of SAR (measured) = 0.659 W/kg



0 dB = 0.659 W/kg = -1.81 dBW/kg

14.Right Head with Cheek on Mid Channel in LTE Band 12

Date: 2021.11.25

Communication System Band: Band 12; Frequency: 707.5 MHz;Duty Cycle: 1:1

Medium parameters used: $f = 707.5$ MHz; $\sigma = 0.909$ S/m; $\epsilon_r = 42.651$; $\rho = 1000$ kg/m³

Phantom section: Right Section

Ambient Temperature:22.6 Liquid Temperature:21.6

DASY5 Configuration:

- Probe: EX3DV4 - SN7663; ConvF(10.41, 10.41, 10.41); Calibrated: 2021.07.23
- Sensor-Surface: 4mm (Mechanical Surface Detection)
- Electronics: DAE4 Sn878; Calibrated: 2021.07.15
- Phantom: SAM (20deg probe tilt) with CRP v5.0 Right 1857; Type: QD000P40CD; Serial: TP1857
- Measurement SW: DASY52, Version 52.8 (8); SEMCAD X Version 14.6.10 (7331)

Ch23095/Area Scan (71x81x1): Interpolated grid: dx=1.500 mm, dy=1.500 mm

Maximum value of SAR (interpolated) = 0.299 W/kg


Ch23095/Zoom Scan (5x5x7)/Cube 0: Measurement grid: dx=8mm, dy=8mm, dz=5mm

Reference Value = 2.972 V/m; Power Drift = -0.09 dB

Peak SAR (extrapolated) = 0.323 W/kg

SAR(1 g) = 0.246 W/kg; SAR(10 g) = 0.194 W/kg

Maximum value of SAR (measured) = 0.297 W/kg



0 dB = 0.297 W/kg = -5.27 dBW/kg

15.Body Plane with Right side 10mm on Mid Channel in LTE Band 12

Date: 2021.11.25

Communication System Band: Band 12; Frequency: 707.5 MHz;Duty Cycle: 1:1

Medium parameters used: $f = 707.5$ MHz; $\sigma = 0.909$ S/m; $\epsilon_r = 42.651$; $\rho = 1000$ kg/m³

Phantom section: Flat Section

Ambient Temperature:22.6 Liquid Temperature:21.6

DASY5 Configuration:

- Probe: EX3DV4 - SN7663; ConvF(10.41, 10.41, 10.41); Calibrated: 2021.07.23
- Sensor-Surface: 4mm (Mechanical Surface Detection)
- Electronics: DAE4 Sn878; Calibrated: 2021.07.15
- Phantom: SAM (20deg probe tilt) with CRP v5.0 Right 1857; Type: QD000P40CD; Serial: TP1857
- Measurement SW: DASY52, Version 52.8 (8); SEMCAD X Version 14.6.10 (7331)

Ch23095/Area Scan (41x141x1): Interpolated grid: dx=1.500 mm, dy=1.500 mm

Maximum value of SAR (interpolated) = 0.529 W/kg

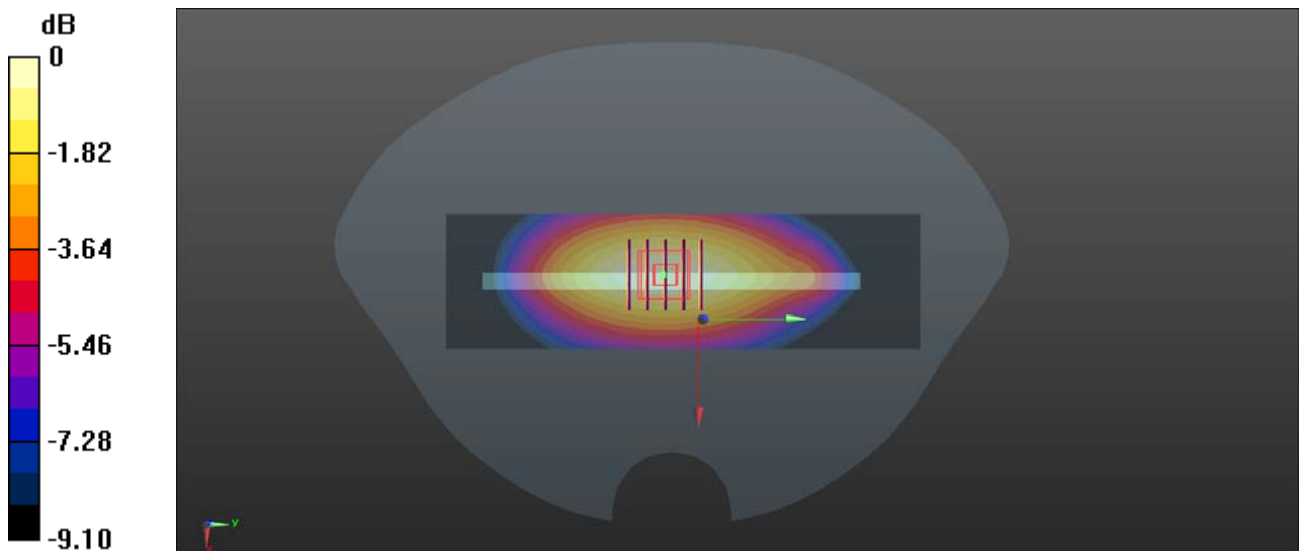
Ch23095/Zoom Scan (5x5x7)/Cube 0: Measurement grid: dx=8mm, dy=8mm, dz=5mm

Reference Value = 2.351 V/m; Power Drift = -0.02 dB

Peak SAR (extrapolated) = 0.589 W/kg

SAR(1 g) = 0.412 W/kg; SAR(10 g) = 0.288 W/kg

Maximum value of SAR (measured) = 0.527 W/kg



0 dB = 0.527 W/kg = -2.78 dBW/kg

16.Left Head with Cheek on Mid Channel in LTE Band 25

Date: 2021.12.1

Communication System Band: Band 25; Frequency: 1880 MHz;Duty Cycle: 1:1

Medium parameters used: $f = 1880$ MHz; $\sigma = 1.417$ S/m; $\epsilon_r = 40.165$; $\rho = 1000$ kg/m³

Phantom section: Left Section

Ambient Temperature:22.3 Liquid Temperature:21.3

DASY5 Configuration:

- Probe: EX3DV4 - SN7663; ConvF(8.57, 8.57, 8.57); Calibrated: 2021.07.23
- Sensor-Surface: 4mm (Mechanical Surface Detection)
- Electronics: DAE4 Sn878; Calibrated: 2021.07.15
- Phantom: SAM (20deg probe tilt) with CRP v5.0 Right 1857; Type: QD000P40CD; Serial: TP1857
- Measurement SW: DASY52, Version 52.8 (8); SEMCAD X Version 14.6.10 (7331)

Ch26340/Area Scan (71x81x1): Interpolated grid: dx=1.500 mm, dy=1.500 mm

Maximum value of SAR (interpolated) = 0.379 W/kg


Ch26340/Zoom Scan (5x5x7)/Cube 0: Measurement grid: dx=8mm, dy=8mm, dz=5mm

Reference Value = 1.921 V/m; Power Drift = -0.02 dB

Peak SAR (extrapolated) = 0.449 W/kg

SAR(1 g) = 0.279 W/kg; SAR(10 g) = 0.174 W/kg

Maximum value of SAR (measured) = 0.382 W/kg



0 dB = 0.382 W/kg = -4.18 dBW/kg

17.Body Plane with Back side 10mm on Mid Channel in LTE Band 25

Date: 2021.12.1

Communication System Band: Band 25; Frequency: 1880 MHz;Duty Cycle: 1:1

Medium parameters used: $f = 1880$ MHz; $\sigma = 1.417$ S/m; $\epsilon_r = 40.165$; $\rho = 1000$ kg/m³

Phantom section: Flat Section

Ambient Temperature:22.3 Liquid Temperature:21.3

DASY5 Configuration:

- Probe: EX3DV4 - SN7663; ConvF(8.57, 8.57, 8.57); Calibrated: 2021.07.23
- Sensor-Surface: 4mm (Mechanical Surface Detection)
- Electronics: DAE4 Sn878; Calibrated: 2021.07.15
- Phantom: SAM (20deg probe tilt) with CRP v5.0 Right 1857; Type: QD000P40CD; Serial: TP1857
- Measurement SW: DASY52, Version 52.8 (8); SEMCAD X Version 14.6.10 (7331)

Ch26340/Area Scan (81x81x1): Interpolated grid: dx=1.500 mm, dy=1.500 mm

Maximum value of SAR (interpolated) = 0.564 W/kg

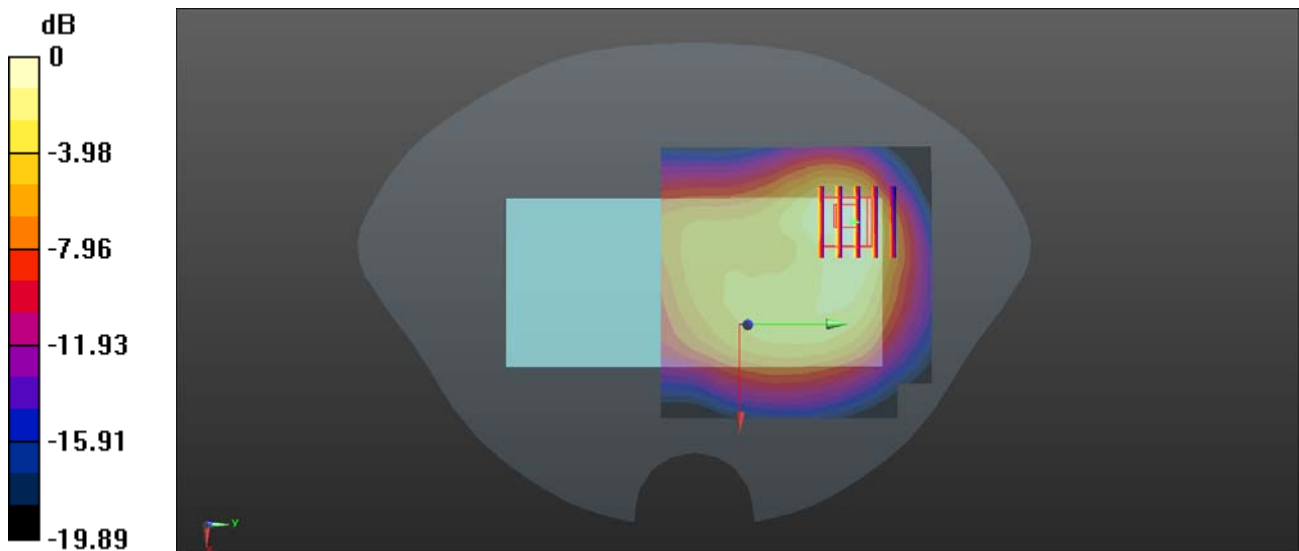
Ch26340/Zoom Scan (5x5x7)/Cube 0: Measurement grid: dx=8mm, dy=8mm, dz=5mm

Reference Value = 0.7410 V/m; Power Drift = 0.09 dB

Peak SAR (extrapolated) = 0.631 W/kg

SAR(1 g) = 0.332 W/kg; SAR(10 g) = 0.180 W/kg

Maximum value of SAR (measured) = 0.501 W/kg



0 dB = 0.501 W/kg = -3.00 dBW/kg

18.Body Plane with Back side 14mm on Mid Channel in LTE Band 25

Date: 2021.12.1

Communication System Band: Band 25; Frequency: 1880 MHz;Duty Cycle: 1:1

Medium parameters used: $f = 1880$ MHz; $\sigma = 1.417$ S/m; $\epsilon_r = 40.165$; $\rho = 1000$ kg/m³

Phantom section: Flat Section

Ambient Temperature:22.3 Liquid Temperature:21.3

DASY5 Configuration:

- Probe: EX3DV4 - SN7663; ConvF(8.57, 8.57, 8.57); Calibrated: 2021.07.23
- Sensor-Surface: 4mm (Mechanical Surface Detection)
- Electronics: DAE4 Sn878; Calibrated: 2021.07.15
- Phantom: SAM (20deg probe tilt) with CRP v5.0 Right 1857; Type: QD000P40CD; Serial: TP1857
- Measurement SW: DASY52, Version 52.8 (8); SEMCAD X Version 14.6.10 (7331)

Ch26340/Area Scan (81x71x1): Interpolated grid: dx=1.500 mm, dy=1.500 mm

Maximum value of SAR (interpolated) = 0.464 W/kg

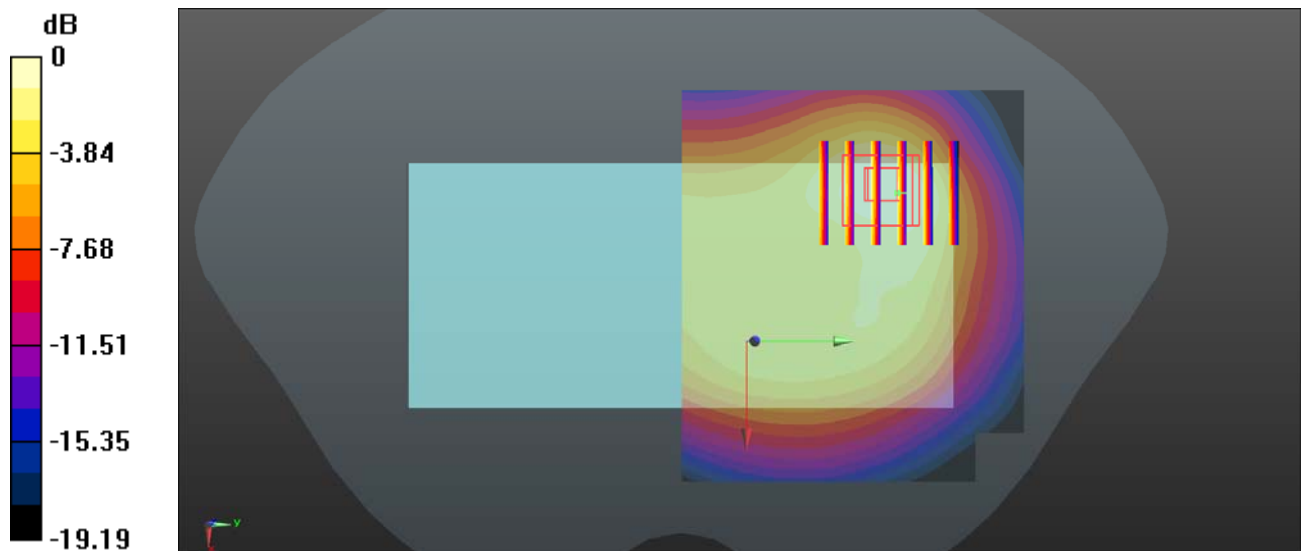
Ch26340/Zoom Scan (5x6x7)/Cube 0: Measurement grid: dx=8mm, dy=8mm, dz=5mm

Reference Value = 1.165 V/m; Power Drift = 0.06 dB

Peak SAR (extrapolated) = 0.562 W/kg

SAR(1 g) = 0.308 W/kg; SAR(10 g) = 0.172 W/kg

Maximum value of SAR (measured) = 0.449 W/kg



0 dB = 0.449 W/kg = -3.48 dBW/kg

19.Right Head with Cheek on Mid Channel in LTE Band 26

Date: 2021.11.27

Communication System Band: Band 26; Frequency: 831.5 MHz;Duty Cycle: 1:1

Medium parameters used: $f = 831.5$ MHz; $\sigma = 0.931$ S/m; $\epsilon_r = 42.23$; $\rho = 1000$ kg/m³

Phantom section: Right Section

Ambient Temperature:22.4 Liquid Temperature:21.4

DASY5 Configuration:

- Probe: EX3DV4 - SN7663; ConvF(10.10, 10.10, 10.10); Calibrated: 2021.07.23
- Sensor-Surface: 4mm (Mechanical Surface Detection)
- Electronics: DAE4 Sn878; Calibrated: 2021.07.15
- Phantom: SAM (20deg probe tilt) with CRP v5.0 Right 1857; Type: QD000P40CD; Serial: TP1857
- Measurement SW: DASY52, Version 52.8 (8); SEMCAD X Version 14.6.10 (7331)

Ch26865/Area Scan (71x81x1): Interpolated grid: dx=1.500 mm, dy=1.500 mm

Maximum value of SAR (interpolated) = 0.381 W/kg


Configuration/Ch26865/Zoom Scan (5x5x7)/Cube 0: Measurement grid: dx=8mm, dy=8mm, dz=5mm

Reference Value = 2.969 V/m; Power Drift = 0.07 dB

Peak SAR (extrapolated) = 0.386 W/kg

SAR(1 g) = 0.295 W/kg; SAR(10 g) = 0.227 W/kg

Maximum value of SAR (measured) = 0.353 W/kg



0 dB = 0.353 W/kg = -4.52 dBW/kg

20.Body Plane with Back side 10mm on Mid Channel in LTE Band 26

Date: 2021.11.27

Communication System Band: Band 26; Frequency: 831.5 MHz;Duty Cycle: 1:1

Medium parameters used: $f = 831.5$ MHz; $\sigma = 0.931$ S/m; $\epsilon_r = 42.23$; $\rho = 1000$ kg/m³

Phantom section: Flat Section

Ambient Temperature:22.4 Liquid Temperature:21.4

DASY5 Configuration:

- Probe: EX3DV4 - SN7663; ConvF(10.10, 10.10, 10.10); Calibrated: 2021.07.23
- Sensor-Surface: 4mm (Mechanical Surface Detection)
- Electronics: DAE4 Sn878; Calibrated: 2021.07.15
- Phantom: SAM (20deg probe tilt) with CRP v5.0 Right 1857; Type: QD000P40CD; Serial: TP1857
- Measurement SW: DASY52, Version 52.8 (8); SEMCAD X Version 14.6.10 (7331)

Ch26865/Area Scan (81x81x1): Interpolated grid: dx=1.500 mm, dy=1.500 mm

Maximum value of SAR (interpolated) = 0.649 W/kg

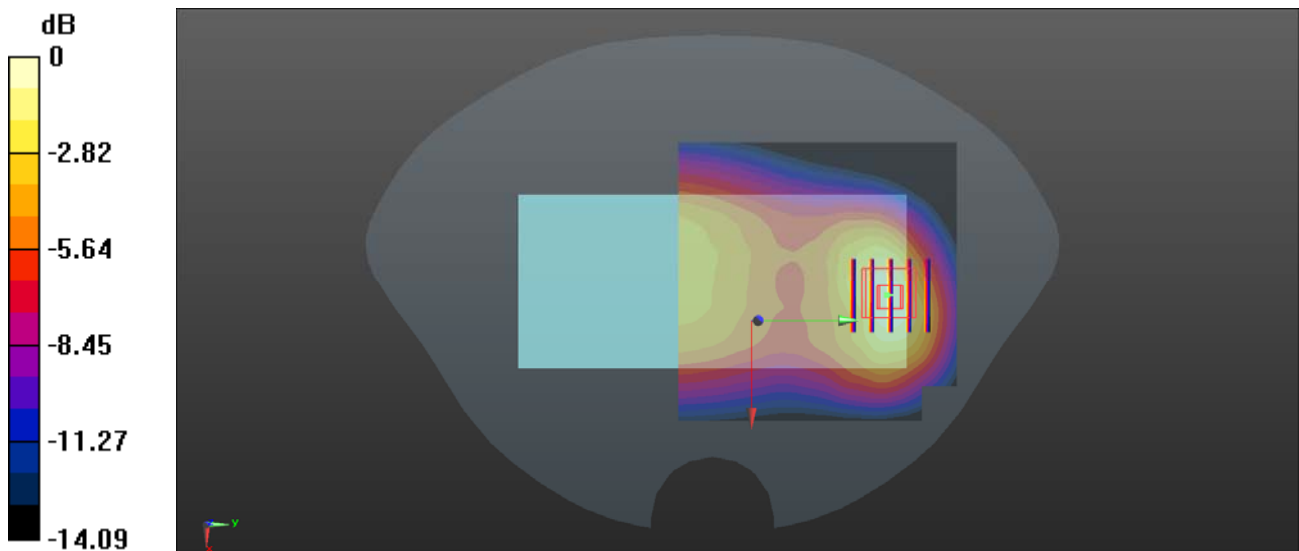
Ch26865/Zoom Scan (5x5x7)/Cube 0: Measurement grid: dx=8mm, dy=8mm, dz=5mm

Reference Value = 1.369 V/m; Power Drift = -0.07 dB

Peak SAR (extrapolated) = 0.825 W/kg

SAR(1 g) = 0.463 W/kg; SAR(10 g) = 0.273 W/kg

Maximum value of SAR (measured) = 0.680 W/kg



0 dB = 0.680 W/kg = -1.67 dBW/kg

21.Body Plane with Back side 14mm on Mid Channel in LTE Band 26

Date: 2021.11.27

Communication System Band: Band 26; Frequency: 831.5 MHz; Duty Cycle: 1:1

Medium parameters used: $f = 831.5$ MHz; $\sigma = 0.931$ S/m; $\epsilon_r = 42.23$; $\rho = 1000$ kg/m³

Phantom section: Flat Section

Ambient Temperature:22.4 Liquid Temperature:21.4

DASY5 Configuration:

- Probe: EX3DV4 - SN7663; ConvF(10.10, 10.10, 10.10); Calibrated: 2021.07.23
- Sensor-Surface: 4mm (Mechanical Surface Detection)
- Electronics: DAE4 Sn878; Calibrated: 2021.07.15
- Phantom: SAM (20deg probe tilt) with CRP v5.0 Right 1857; Type: QD000P40CD; Serial: TP1857
- Measurement SW: DASY52, Version 52.8 (8); SEMCAD X Version 14.6.10 (7331)

Ch26865/Area Scan (81x71x1): Interpolated grid: dx=1.500 mm, dy=1.500 mm

Maximum value of SAR (interpolated) = 0.302 W/kg

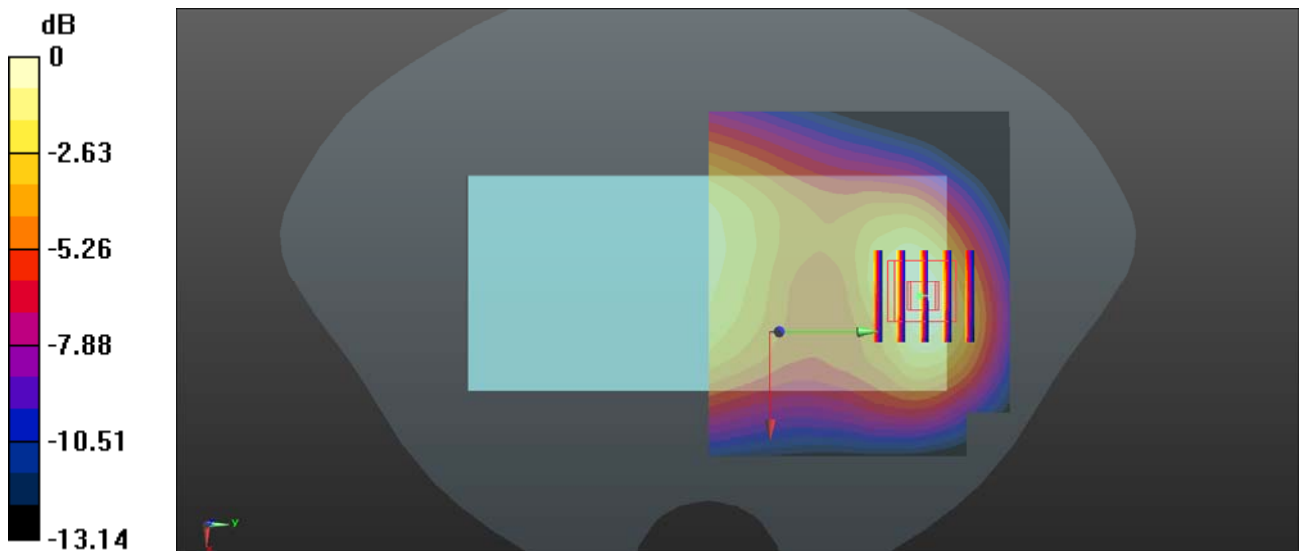
Ch26865/Zoom Scan (5x5x7)/Cube 0: Measurement grid: dx=8mm, dy=8mm, dz=5mm

Reference Value = 1.545 V/m; Power Drift = -0.03 dB

Peak SAR (extrapolated) = 0.358 W/kg

SAR(1 g) = 0.217 W/kg; SAR(10 g) = 0.134 W/kg

Maximum value of SAR (measured) = 0.306 W/kg



0 dB = 0.306 W/kg = -5.14 dBW/kg

22.Left Head with Cheek on Low Channel in LTE Band 66

Date: 2021.11.29

Communication System Band: Band 66; Frequency: 1720 MHz;Duty Cycle: 1:1

Medium parameters used: $f = 1720$ MHz; $\sigma = 1.35$ S/m; $\epsilon_r = 40.39$; $\rho = 1000$ kg/m³

Phantom section: Left Section

Ambient Temperature:22.2 Liquid Temperature:21.7

DASY5 Configuration:

- Probe: EX3DV4 - SN7663; ConvF(8.71, 8.71, 8.71); Calibrated: 2021.07.23
- Sensor-Surface: 4mm (Mechanical Surface Detection)
- Electronics: DAE4 Sn878; Calibrated: 2021.07.15
- Phantom: SAM (20deg probe tilt) with CRP v5.0 Right 1857; Type: QD000P40CD; Serial: TP1857
- Measurement SW: DASY52, Version 52.8 (8); SEMCAD X Version 14.6.10 (7331)

Ch132072/Area Scan (71x81x1): Interpolated grid: dx=1.500 mm, dy=1.500 mm

Maximum value of SAR (interpolated) = 0.387 W/kg


Ch132072/Zoom Scan (5x5x7)/Cube 0: Measurement grid: dx=8mm, dy=8mm, dz=5mm

Reference Value = 2.337 V/m; Power Drift = 0.08 dB

Peak SAR (extrapolated) = 0.424 W/kg

SAR(1 g) = 0.278 W/kg; SAR(10 g) = 0.183 W/kg

Maximum value of SAR (measured) = 0.373 W/kg



0 dB = 0.373 W/kg = -4.28 dBW/kg

23.Body Plane with Back side 10mm on Mid Channel in LTE Band 66

Date: 2021.11.29

Communication System Band: Band 66; Frequency: 1745 MHz; Duty Cycle: 1:1

Medium parameters used: $f = 1745$ MHz; $\sigma = 1.365$ S/m; $\epsilon_r = 40.358$; $\rho = 1000$ kg/m³

Phantom section: Flat Section

Ambient Temperature: 22.2 Liquid Temperature: 21.7

DASY5 Configuration:

- Probe: EX3DV4 - SN7663; ConvF(8.71, 8.71, 8.71); Calibrated: 2021.07.23
- Sensor-Surface: 4mm (Mechanical Surface Detection)
- Electronics: DAE4 Sn878; Calibrated: 2021.07.15
- Phantom: SAM (20deg probe tilt) with CRP v5.0 Right 1857; Type: QD000P40CD; Serial: TP1857
- Measurement SW: DASY52, Version 52.8 (8); SEMCAD X Version 14.6.10 (7331)

Ch132322/Area Scan (81x81x1): Interpolated grid: dx=1.500 mm, dy=1.500 mm

Maximum value of SAR (interpolated) = 0.676 W/kg

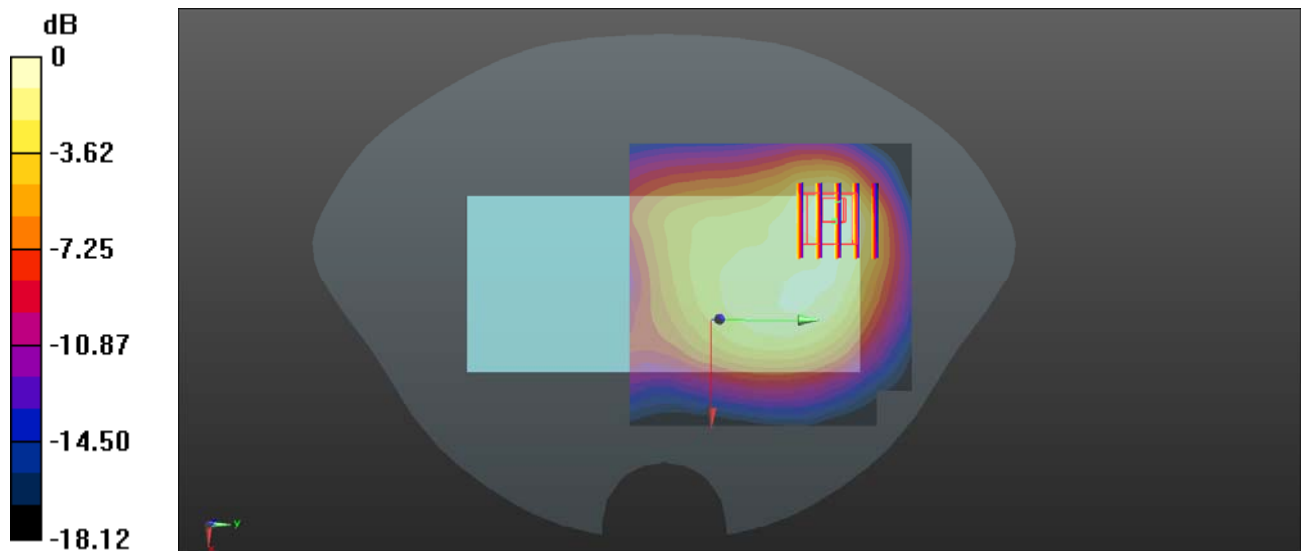
Ch132322/Zoom Scan (5x5x7)/Cube 0: Measurement grid: dx=8mm, dy=8mm, dz=5mm

Reference Value = 2.173 V/m; Power Drift = -0.04 dB

Peak SAR (extrapolated) = 0.747 W/kg

SAR(1 g) = 0.394 W/kg; SAR(10 g) = 0.223 W/kg

Maximum value of SAR (measured) = 0.590 W/kg



0 dB = 0.590 W/kg = -2.29 dBW/kg

24.Body Plane with Back side 14mm on Low Channel in LTE Band 66

Date: 2021.11.29

Communication System Band: Band 66; Frequency: 1720 MHz;Duty Cycle: 1:1

Medium parameters used: $f = 1720$ MHz; $\sigma = 1.35$ S/m; $\epsilon_r = 40.39$; $\rho = 1000$ kg/m³

Phantom section: Flat Section

Ambient Temperature:22.2 Liquid Temperature:21.7

DASY5 Configuration:

- Probe: EX3DV4 - SN7663; ConvF(8.71, 8.71, 8.71); Calibrated: 2021.07.23
- Sensor-Surface: 4mm (Mechanical Surface Detection)
- Electronics: DAE4 Sn878; Calibrated: 2021.07.15
- Phantom: SAM (20deg probe tilt) with CRP v5.0 Right 1857; Type: QD000P40CD; Serial: TP1857
- Measurement SW: DASY52, Version 52.8 (8); SEMCAD X Version 14.6.10 (7331)

Ch132072/Area Scan (81x71x1): Interpolated grid: dx=1.500 mm, dy=1.500 mm

Maximum value of SAR (interpolated) = 0.513 W/kg

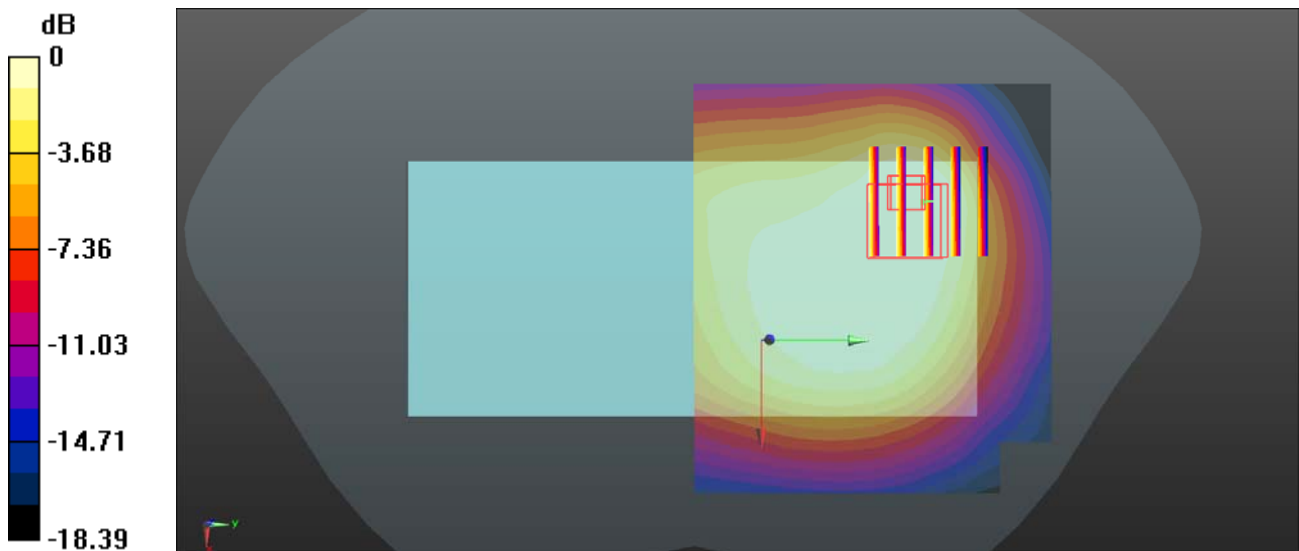
Ch132072/Zoom Scan (5x5x7)/Cube 0: Measurement grid: dx=8mm, dy=8mm, dz=5mm

Reference Value = 1.329 V/m; Power Drift = -0.03 dB

Peak SAR (extrapolated) = 0.579 W/kg

SAR(1 g) = 0.321 W/kg; SAR(10 g) = 0.193 W/kg

Maximum value of SAR (measured) = 0.456 W/kg



0 dB = 0.456 W/kg = -3.41 dBW/kg

25.Right Head with Cheek on Mid Channel in LTE Band 71

Date: 2021.11.25

Communication System Band: Band 71; Frequency: 683 MHz;Duty Cycle: 1:1

Medium parameters used: $f = 683 \text{ MHz}$; $\sigma = 0.907 \text{ S/m}$; $\epsilon_r = 42.743$; $\rho = 1000 \text{ kg/m}^3$

Phantom section: Right Section

Ambient Temperature:22.6 Liquid Temperature:21.6

DASY5 Configuration:

- Probe: EX3DV4 - SN7663; ConvF(10.41, 10.41, 10.41); Calibrated: 2021.07.23
- Sensor-Surface: 4mm (Mechanical Surface Detection)
- Electronics: DAE4 Sn878; Calibrated: 2021.07.15
- Phantom: SAM (20deg probe tilt) with CRP v5.0 Right 1857; Type: QD000P40CD; Serial: TP1857
- Measurement SW: DASY52, Version 52.8 (8); SEMCAD X Version 14.6.10 (7331)

Ch133322/Area Scan (71x81x1): Interpolated grid: $dx=1.500 \text{ mm}$, $dy=1.500 \text{ mm}$

Maximum value of SAR (interpolated) = 0.207 W/kg


Ch133322/Zoom Scan (6x6x7)/Cube 0: Measurement grid: $dx=8\text{mm}$, $dy=8\text{mm}$, $dz=5\text{mm}$

Reference Value = 3.059 V/m; Power Drift = 0.09 dB

Peak SAR (extrapolated) = 0.240 W/kg

SAR(1 g) = 0.182 W/kg; SAR(10 g) = 0.141 W/kg

Maximum value of SAR (measured) = 0.223 W/kg



0 dB = 0.223 W/kg = -6.52 dBW/kg

26.Body Plane with Right side 10mm on Mid Channel in LTE Band 71

Date: 2021.11.25

Communication System Band: Band 71; Frequency: 683 MHz; Duty Cycle: 1:1

Medium parameters used: $f = 683 \text{ MHz}$; $\sigma = 0.907 \text{ S/m}$; $\epsilon_r = 42.743$; $\rho = 1000 \text{ kg/m}^3$

Phantom section: Flat Section

Ambient Temperature: 22.6 Liquid Temperature: 21.6

DASY5 Configuration:

- Probe: EX3DV4 - SN7663; ConvF(10.41, 10.41, 10.41); Calibrated: 2021.07.23
- Sensor-Surface: 4mm (Mechanical Surface Detection)
- Electronics: DAE4 Sn878; Calibrated: 2021.07.15
- Phantom: SAM (20deg probe tilt) with CRP v5.0 Right 1857; Type: QD000P40CD; Serial: TP1857
- Measurement SW: DASY52, Version 52.8 (8); SEMCAD X Version 14.6.10 (7331)

Ch133322/Area Scan (41x91x1): Interpolated grid: $dx=1.500 \text{ mm}$, $dy=1.500 \text{ mm}$

Maximum value of SAR (interpolated) = 0.405 W/kg

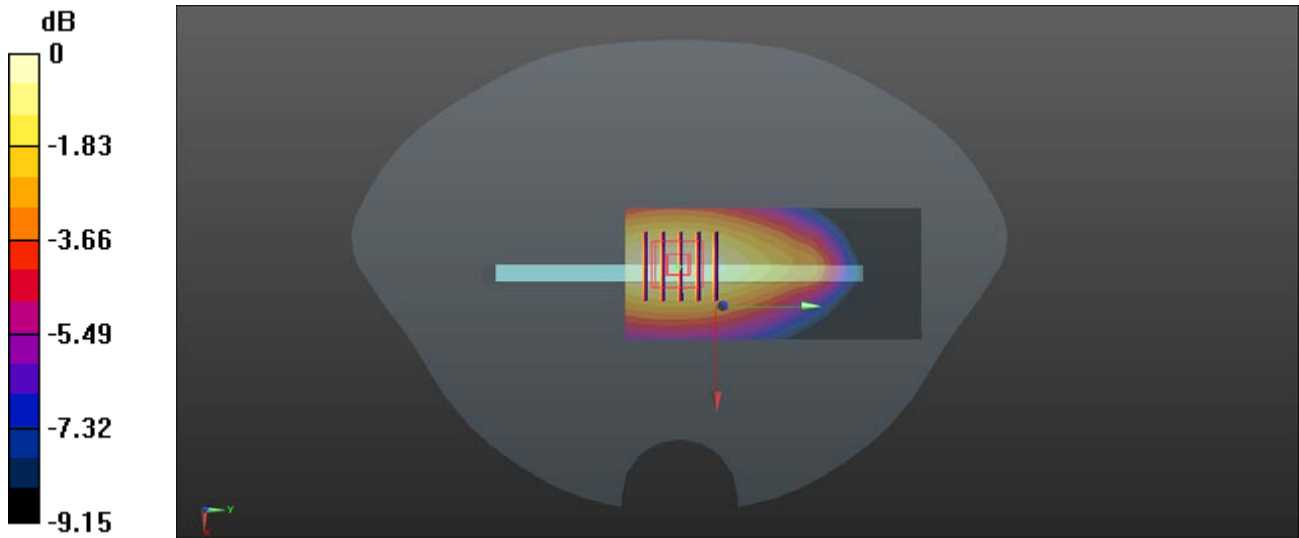
Ch133322/Zoom Scan (5x5x7)/Cube 0: Measurement grid: $dx=8\text{mm}$, $dy=8\text{mm}$, $dz=5\text{mm}$

Reference Value = 1.665 V/m; Power Drift = 0.02 dB

Peak SAR (extrapolated) = 0.454 W/kg

SAR(1 g) = 0.314 W/kg; SAR(10 g) = 0.219 W/kg

Maximum value of SAR (measured) = 0.407 W/kg



0 dB = 0.407 W/kg = -3.90 dBW/kg

27.Left Head with Cheek on High Channel in LTE Band 41

Date: 2021.12.5

Communication System Band: Band 41; Frequency: 2680 MHz;Duty Cycle: 1:1.59

Medium parameters used: $f = 2680$ MHz; $\sigma = 2.041$ S/m; $\epsilon_r = 39$; $\rho = 1000$ kg/m³

Phantom section: Left Section

Ambient Temperature:22.6 Liquid Temperature:21.2

DASY5 Configuration:

- Probe: EX3DV4 - SN7663; ConvF((7.94, 7.94, 7.94); Calibrated: 2021.07.23
- Sensor-Surface: 4mm (Mechanical Surface Detection)
- Electronics: DAE4 Sn878; Calibrated: 2021.07.15
- Phantom: SAM (20deg probe tilt) with CRP v5.0 Right 1857; Type: QD000P40CD; Serial: TP1857
- Measurement SW: DASY52, Version 52.8 (8); SEMCAD X Version 14.6.10 (7331)

Ch41490/Area Scan (91x101x1): Interpolated grid: dx=1.200 mm, dy=1.200 mm

Maximum value of SAR (interpolated) = 0.218 W/kg


Ch41490/Zoom Scan (7x7x7)/Cube 0: Measurement grid: dx=5mm, dy=5mm, dz=5mm

Reference Value = 4.173 V/m; Power Drift = -0.09 dB

Peak SAR (extrapolated) = 0.300 W/kg

SAR(1 g) = 0.159 W/kg; SAR(10 g) = 0.079 W/kg

Maximum value of SAR (measured) = 0.241 W/kg



0 dB = 0.241 W/kg = -6.18 dBW/kg

28.Body Plane with Bottom side 10mm on High Channel in LTE Band 41

Date: 2021.12.5

Communication System Band: Band 41; Frequency: 2680 MHz;Duty Cycle: 1:1.59

Medium parameters used: $f = 2680$ MHz; $\sigma = 2.041$ S/m; $\epsilon_r = 39$; $\rho = 1000$ kg/m³

Phantom section: Flat Section

Ambient Temperature:22.6 Liquid Temperature:21.2

DASY5 Configuration:

- Probe: EX3DV4 - SN7663; ConvF((7.94, 7.94, 7.94); Calibrated: 2021.07.23
- Sensor-Surface: 4mm (Mechanical Surface Detection)
- Electronics: DAE4 Sn878; Calibrated: 2021.07.15
- Phantom: SAM (20deg probe tilt) with CRP v5.0 Right 1857; Type: QD000P40CD; Serial: TP1857
- Measurement SW: DASY52, Version 52.8 (8); SEMCAD X Version 14.6.10 (7331)

Ch41490/Area Scan (51x101x1): Interpolated grid: dx=1.200 mm, dy=1.200 mm

Maximum value of SAR (interpolated) = 0.905 W/kg

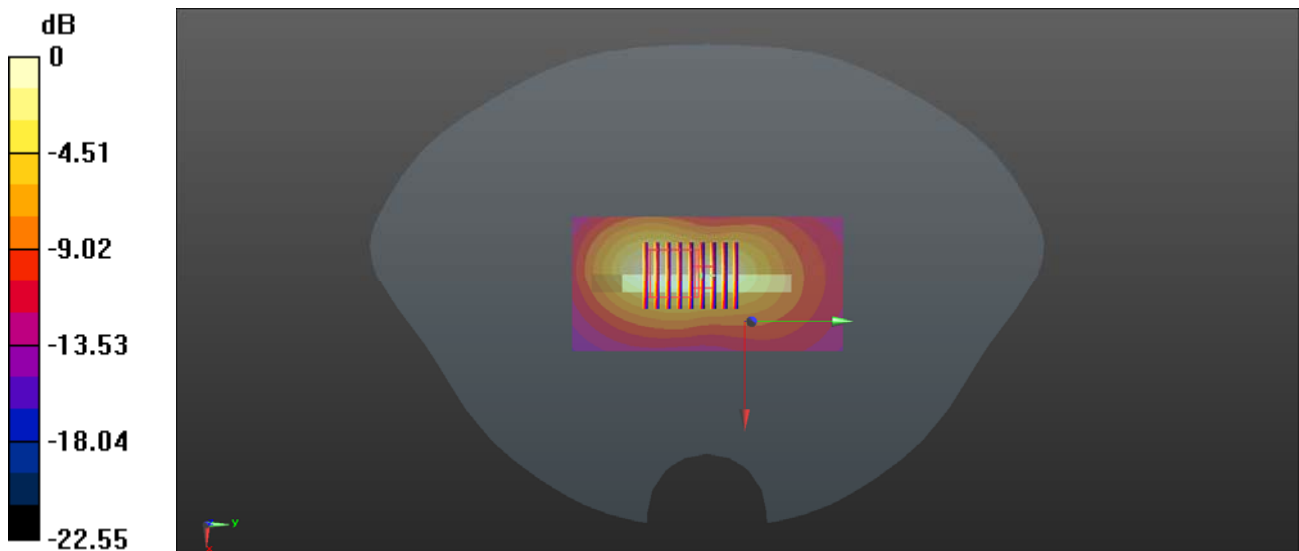
Ch41490/Zoom Scan (7x9x7)/Cube 0: Measurement grid: dx=5mm, dy=5mm, dz=5mm

Reference Value = 3.905 V/m; Power Drift = -0.02 dB

Peak SAR (extrapolated) = 1.15 W/kg

SAR(1 g) = 0.549 W/kg; SAR(10 g) = 0.279 W/kg

Maximum value of SAR (measured) = 0.916 W/kg



0 dB = 0.916 W/kg = -0.38 dBW/kg

29.Left Head with Cheek on High Channel in LTE Band 41_HPUE

Date: 2021.12.5

Communication System Band: Band 41; Frequency: 2680 MHz;Duty Cycle: 1:2.309

Medium parameters used: $f = 2680$ MHz; $\sigma = 2.041$ S/m; $\epsilon_r = 39$; $\rho = 1000$ kg/m³

Phantom section: Left Section

Ambient Temperature:22.6 Liquid Temperature:21.2

DASY5 Configuration:

- Probe: EX3DV4 - SN7663; ConvF((7.94, 7.94, 7.94); Calibrated: 2021.07.23
- Sensor-Surface: 4mm (Mechanical Surface Detection)
- Electronics: DAE4 Sn878; Calibrated: 2021.07.15
- Phantom: SAM (20deg probe tilt) with CRP v5.0 Right 1857; Type: QD000P40CD; Serial: TP1857
- Measurement SW: DASY52, Version 52.8 (8); SEMCAD X Version 14.6.10 (7331)

Ch41490/Area Scan (91x101x1): Interpolated grid: dx=1.200 mm, dy=1.200 mm

Maximum value of SAR (interpolated) = 0.292 W/kg


Ch41490/Zoom Scan (7x7x7)/Cube 0: Measurement grid: dx=5mm, dy=5mm, dz=5mm

Reference Value = 6.830 V/m; Power Drift = 0.07 dB

Peak SAR (extrapolated) = 0.368 W/kg

SAR(1 g) = 0.203 W/kg; SAR(10 g) = 0.104 W/kg

Maximum value of SAR (measured) = 0.309 W/kg



0 dB = 0.309 W/kg = -5.10 dBW/kg

30.Body Plane with Bottom side 10mm on Low Channel in LTE Band 41_HPUE

Date: 2021.12.5

Communication System Band: Band 41; Frequency: 2506 MHz;Duty Cycle: 1:2.309

Medium parameters used: $f = 2506$ MHz; $\sigma = 1.848$ S/m; $\epsilon_r = 39.251$; $\rho = 1000$ kg/m³

Phantom section: Flat Section

Ambient Temperature:22.6 Liquid Temperature:21.2

DASY5 Configuration:

- Probe: EX3DV4 - SN7663; ConvF((7.94, 7.94, 7.94); Calibrated: 2021.07.23
- Sensor-Surface: 4mm (Mechanical Surface Detection)
- Electronics: DAE4 Sn878; Calibrated: 2021.07.15
- Phantom: SAM (20deg probe tilt) with CRP v5.0 Right 1857; Type: QD000P40CD; Serial: TP1857
- Measurement SW: DASY52, Version 52.8 (8); SEMCAD X Version 14.6.10 (7331)

Ch39750/Area Scan (51x101x1): Interpolated grid: dx=1.200 mm, dy=1.200 mm

Maximum value of SAR (interpolated) = 1.44 W/kg

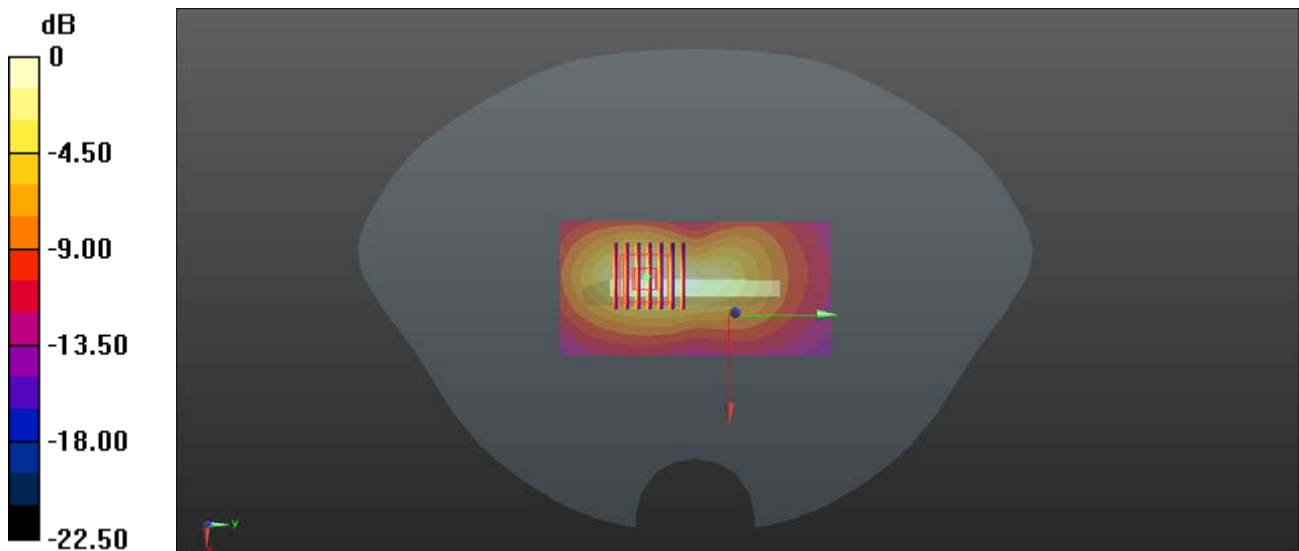
Ch39750/Zoom Scan (7x7x7)/Cube 0: Measurement grid: dx=5mm, dy=5mm, dz=5mm

Reference Value = 6.032 V/m; Power Drift = -0.16 dB

Peak SAR (extrapolated) = 1.70 W/kg

SAR(1 g) = 0.896 W/kg; SAR(10 g) = 0.451 W/kg

Maximum value of SAR (measured) = 1.40 W/kg



0 dB = 1.40 W/kg = 1.46 dBW/kg

31.Body Plane with Bottom side 0mm on Low Channel in LTE Band 41_HPUE

Date: 2021.12.5

Communication System Band: Band 41; Frequency: 2506 MHz;Duty Cycle: 1:2.309

Medium parameters used: $f = 2506$ MHz; $\sigma = 1.848$ S/m; $\epsilon_r = 39.251$; $\rho = 1000$ kg/m³

Phantom section: Flat Section

Ambient Temperature:22.6 Liquid Temperature:21.2

DASY5 Configuration:

- Probe: EX3DV4 - SN7663; ConvF((7.94, 7.94, 7.94); Calibrated: 2021.07.23
- Sensor-Surface: 4mm (Mechanical Surface Detection)
- Electronics: DAE4 Sn878; Calibrated: 2021.07.15
- Phantom: SAM (20deg probe tilt) with CRP v5.0 Right 1857; Type: QD000P40CD; Serial: TP1857
- Measurement SW: DASY52, Version 52.8 (8); SEMCAD X Version 14.6.10 (7331)

Ch39750/Area Scan (51x101x1): Interpolated grid: dx=1.200 mm, dy=1.200 mm

Maximum value of SAR (interpolated) = 11.3 W/kg

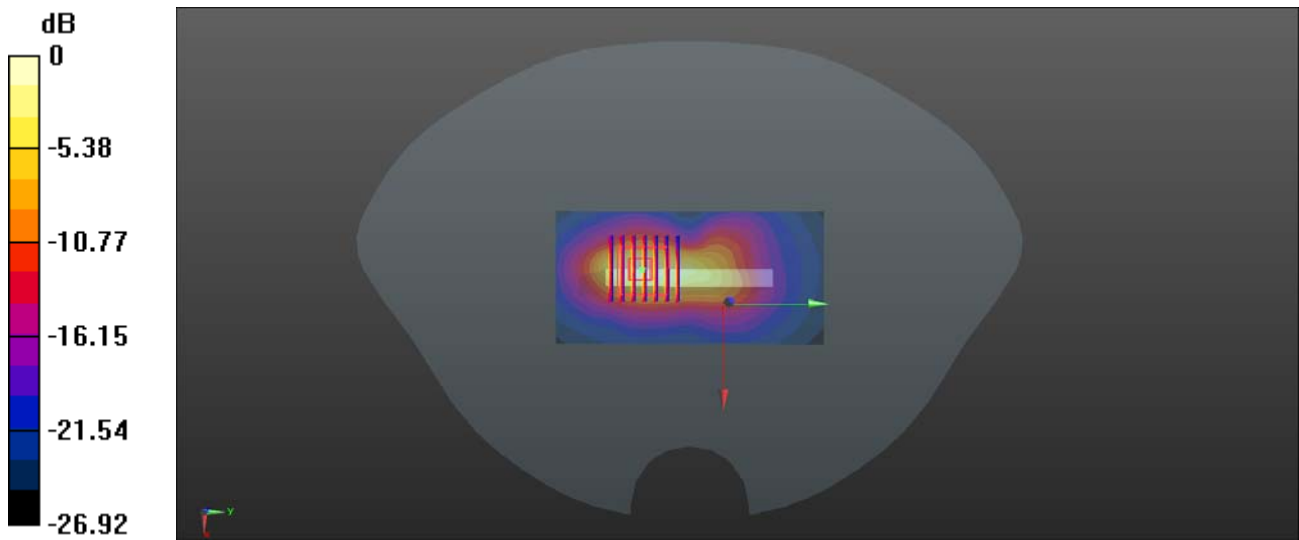
Ch39750/Zoom Scan (7x7x7)/Cube 0: Measurement grid: dx=5mm, dy=5mm, dz=5mm

Reference Value = 7.366 V/m; Power Drift = 0.04 dB

Peak SAR (extrapolated) = 13.7 W/kg

SAR(1 g) = 5.88 W/kg; SAR(10 g) = 2.37 W/kg

Maximum value of SAR (measured) = 10.8 W/kg



0 dB = 10.8 W/kg = 10.33 dBW/kg

32. Left Head with Cheek on Low Channel in IEEE 802.11b

Date: 2021.12.14

Communication System Band: 802.11b; Frequency: 2412 MHz; Duty Cycle: 1:1

Medium parameters used: $f = 2412$ MHz; $\sigma = 1.781$ S/m; $\epsilon_r = 39.396$; $\rho = 1000$ kg/m³

Phantom section: Left Section

Ambient Temperature: 22.8 Liquid Temperature: 21.5

DASY5 Configuration:

- Probe: EX3DV4 - SN7663; ConvF(8.19, 8.19, 8.19); Calibrated: 2021.07.23
- Sensor-Surface: 4mm (Mechanical Surface Detection)
- Electronics: DAE4 Sn878; Calibrated: 2021.07.15
- Phantom: SAM (20deg probe tilt) with CRP v5.0 Right 1857; Type: QD000P40CD; Serial: TP1857
- Measurement SW: DASY52, Version 52.8 (8); SEMCAD X Version 14.6.10 (7331)

Ch1/Area Scan (91x91x1): Interpolated grid: dx=1.200 mm, dy=1.200 mm

Maximum value of SAR (interpolated) = 1.27 W/kg


Ch1/Zoom Scan (7x8x7)/Cube 0: Measurement grid: dx=5mm, dy=5mm, dz=5mm

Reference Value = 0.4380 V/m; Power Drift = 0.12 dB

Peak SAR (extrapolated) = 1.40 W/kg

SAR(1 g) = 0.686 W/kg; SAR(10 g) = 0.349 W/kg

Maximum value of SAR (measured) = 1.07 W/kg



0 dB = 1.07 W/kg = 0.29 dBW/kg

33.Body Plane with Back side 10mm on Mid Channel in IEEE 802.11b

Date: 2021.12.14

Communication System Band: 802.11b; Frequency: 2437 MHz; Duty Cycle: 1:1

Medium parameters used: $f = 2437$ MHz; $\sigma = 1.798$ S/m; $\epsilon_r = 39.35$; $\rho = 1000$ kg/m³

Phantom section: Flat Section

Ambient Temperature:22.8 Liquid Temperature:21.5

DASY5 Configuration:

- Probe: EX3DV4 - SN7663; ConvF(8.19, 8.19, 8.19); Calibrated: 2021.07.23
- Sensor-Surface: 4mm (Mechanical Surface Detection)
- Electronics: DAE4 Sn878; Calibrated: 2021.07.15
- Phantom: SAM (20deg probe tilt) with CRP v5.0 Right 1857; Type: QD000P40CD; Serial: TP1857
- Measurement SW: DASY52, Version 52.8 (8); SEMCAD X Version 14.6.10 (7331)

Ch6/Area Scan (101x101x1): Interpolated grid: dx=1.200 mm, dy=1.200 mm

Maximum value of SAR (interpolated) = 0.90 W/kg

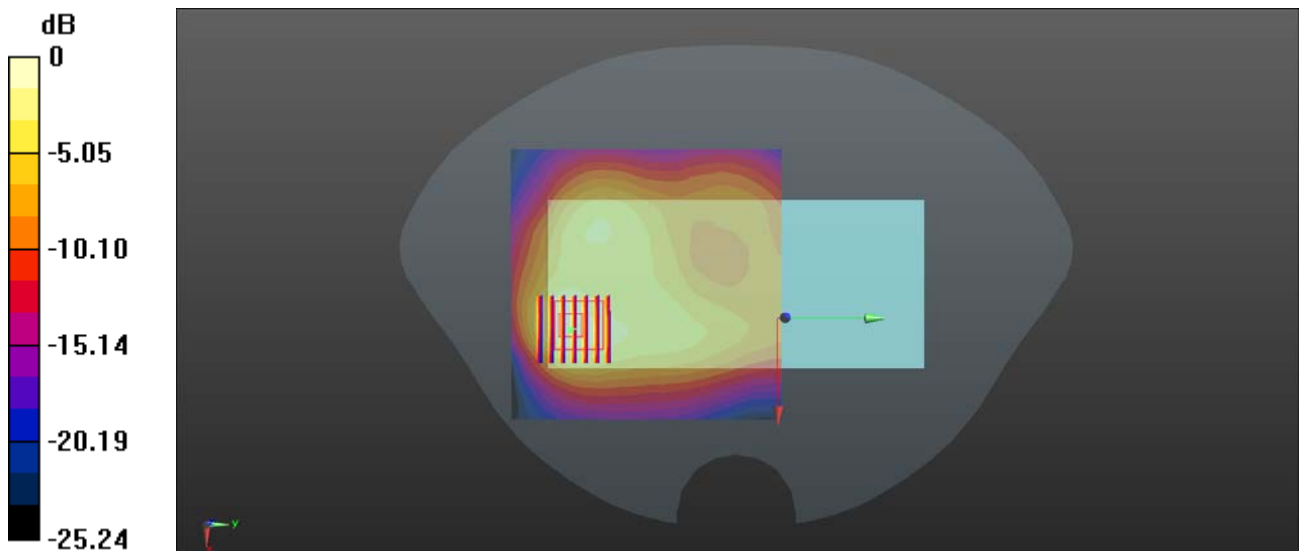
Ch6/Zoom Scan (7x7x7)/Cube 0: Measurement grid: dx=5mm, dy=5mm, dz=5mm

Reference Value = 1.860 V/m; Power Drift = 0.06 dB

Peak SAR (extrapolated) = 1.08 W/kg

SAR(1 g) = 0.523 W/kg; SAR(10 g) = 0.258 W/kg

Maximum value of SAR (measured) = 0.84 W/kg



0 dB = 0.84 W/kg = 0.26 dBW/kg

34. Left Head with Cheek on Mid Channel in IEEE 802.11ac-80M

Date: 2021.12.7

Communication System Band: 802.11ac-80MHz; Frequency: 5290 MHz; Duty Cycle: 1:1

Medium parameters used: $f = 5290$ MHz; $\sigma = 4.711$ S/m; $\epsilon_r = 34.912$; $\rho = 1000$ kg/m³

Phantom section: Left Section

Ambient Temperature: 22.4 Liquid Temperature: 21.1

DASY5 Configuration:

- Probe: EX3DV4 - SN7663; ConvF(5.61, 5.61, 5.61); Calibrated: 2021.07.23
- Sensor-Surface: 2mm (Mechanical Surface Detection)
- Electronics: DAE4 Sn878; Calibrated: 2021.07.15
- Phantom: SAM (20deg probe tilt) with CRP v5.0 Right 1857; Type: QD000P40CD; Serial: TP1857
- Measurement SW: DASY52, Version 52.8 (8); SEMCAD X Version 14.6.10 (7331)

Ch58/Area Scan (111x101x1): Interpolated grid: dx=1.000 mm, dy=1.000 mm

Maximum value of SAR (interpolated) = 0.894 W/kg


Ch58/Zoom Scan (8x8x7)/Cube 0: Measurement grid: dx=4mm, dy=4mm, dz=1.4mm

Reference Value = 1.635 V/m; Power Drift = -0.01 dB

Peak SAR (extrapolated) = 1.52 W/kg

SAR(1 g) = 0.405 W/kg; SAR(10 g) = 0.142 W/kg

Maximum value of SAR (measured) = 0.947 W/kg



0 dB = 0.947 W/kg = -0.24 dBW/kg

35.Left Head with Cheek on Mid Channel in IEEE 802.11ac-80M

Date: 2021.12.9

Communication System Band: 802.11ac-80MHz; Frequency: 5530 MHz;Duty Cycle: 1:1

Medium parameters used: $f = 5530$ MHz; $\sigma = 4.953$ S/m; $\epsilon_r = 34.429$; $\rho = 1000$ kg/m³

Phantom section: Left Section

Ambient Temperature:22.3 Liquid Temperature:21.4

DASY5 Configuration:

- Probe: EX3DV4 - SN7663; ConvF(5.10, 5.10, 5.10); Calibrated: 2021.07.23
- Sensor-Surface: 2mm (Mechanical Surface Detection)
- Electronics: DAE4 Sn878; Calibrated: 2021.07.15
- Phantom: SAM (20deg probe tilt) with CRP v5.0 Right 1857; Type: QD000P40CD; Serial: TP1857
- Measurement SW: DASY52, Version 52.8 (8); SEMCAD X Version 14.6.10 (7331)

Ch106/Area Scan (111x101x1): Interpolated grid: dx=1.000 mm, dy=1.000 mm

Maximum value of SAR (interpolated) = 1.28 W/kg


Ch106/Zoom Scan (8x8x7)/Cube 0: Measurement grid: dx=4mm, dy=4mm, dz=1.4mm

Reference Value = 1.508 V/m; Power Drift = 0.04 dB

Peak SAR (extrapolated) = 2.40 W/kg

SAR(1 g) = 0.594 W/kg; SAR(10 g) = 0.199 W/kg

Maximum value of SAR (measured) = 1.42 W/kg



0 dB = 1.42 W/kg = 1.52 dBW/kg

36. Left Head with Cheek on Mid Channel in IEEE 802.11ac-80M

Date: 2021.12.10

Communication System Band: 802.11ac-80MHz; Frequency: 5775 MHz; Duty Cycle: 1:1

Medium parameters used: $f = 5775$ MHz; $\sigma = 5.213$ S/m; $\epsilon_r = 33.952$; $\rho = 1000$ kg/m³

Phantom section: Left Section

Ambient Temperature: 22.4 Liquid Temperature: 21.5

DASY5 Configuration:

- Probe: EX3DV4 - SN7663; ConvF(5.15, 5.15, 5.15); Calibrated: 2021.07.23
- Sensor-Surface: 2mm (Mechanical Surface Detection)
- Electronics: DAE4 Sn878; Calibrated: 2021.07.15
- Phantom: SAM (20deg probe tilt) with CRP v5.0 Right 1857; Type: QD000P40CD; Serial: TP1857
- Measurement SW: DASY52, Version 52.8 (8); SEMCAD X Version 14.6.10 (7331)

Ch155/Area Scan (111x101x1): Interpolated grid: dx=1.000 mm, dy=1.000 mm

Maximum value of SAR (interpolated) = 1.28 W/kg

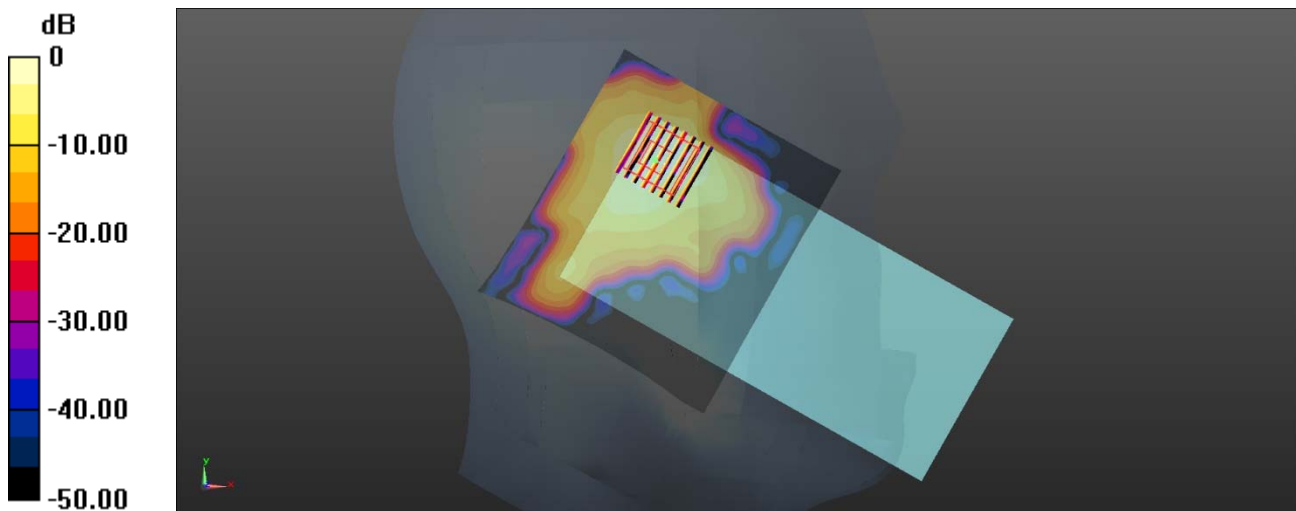
Ch155/Zoom Scan (8x8x7)/Cube 0: Measurement grid: dx=4mm, dy=4mm, dz=1.4mm

Reference Value = 1.330 V/m; Power Drift = 0.09 dB

Peak SAR (extrapolated) = 2.23 W/kg

SAR(1 g) = 0.542 W/kg; SAR(10 g) = 0.174 W/kg

Maximum value of SAR (measured) = 1.29 W/kg



0 dB = 1.29 W/kg = 1.11 dBW/kg

37.Body Plane with Right side 10mm on Mid Channel in IEEE 802.11a

Date: 2021.12.7

Communication System Band: 802.11a; Frequency: 5300 MHz;Duty Cycle: 1:1

Medium parameters used: $f = 5300$ MHz; $\sigma = 4.722$ S/m; $\epsilon_r = 34.892$; $\rho = 1000$ kg/m³

Phantom section: Flat Section

Ambient Temperature:22.4 Liquid Temperature:21.1

DASY5 Configuration:

- Probe: EX3DV4 - SN7663; ConvF(5.61, 5.61, 5.61); Calibrated: 2021.07.23
- Sensor-Surface: 2mm (Mechanical Surface Detection)
- Electronics: DAE4 Sn878; Calibrated: 2021.07.15
- Phantom: SAM (20deg probe tilt) with CRP v5.0 Right 1857; Type: QD000P40CD; Serial: TP1857
- Measurement SW: DASY52, Version 52.8 (8); SEMCAD X Version 14.6.10 (7331)

Ch60/Area Scan (41x81x1): Interpolated grid: dx=1.000 mm, dy=1.000 mm

Maximum value of SAR (interpolated) = 0.705 W/kg

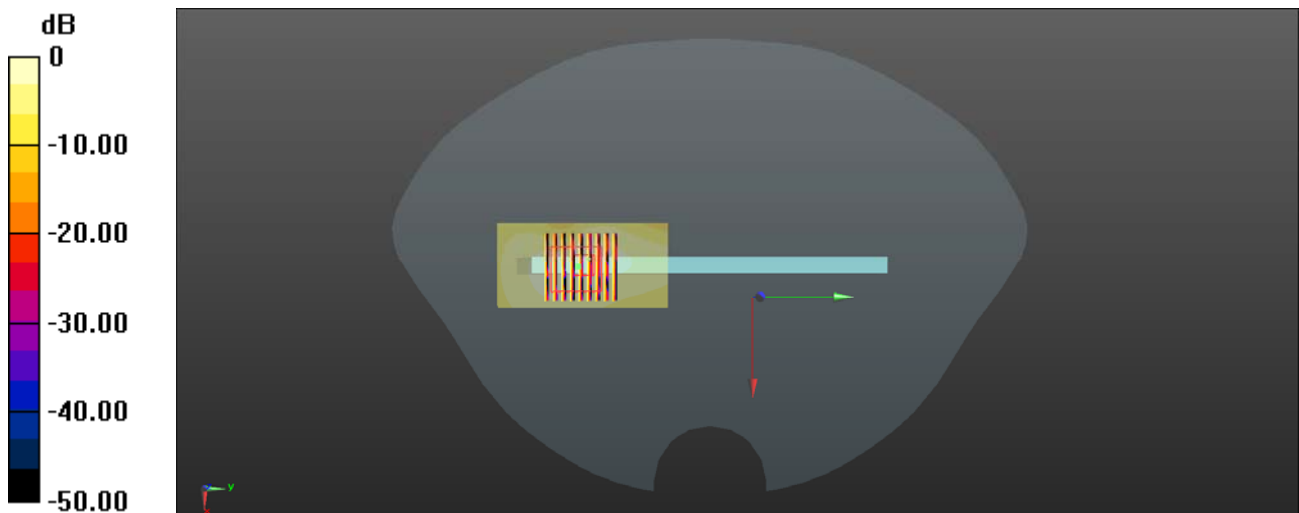
Ch60/Zoom Scan (9x9x7)/Cube 0: Measurement grid: dx=4mm, dy=4mm, dz=1.4mm

Reference Value = 2.434 V/m; Power Drift = -0.01 dB

Peak SAR (extrapolated) = 1.26 W/kg

SAR(1 g) = 0.344 W/kg; SAR(10 g) = 0.137 W/kg

Maximum value of SAR (measured) = 0.750 W/kg



0 dB = 0.750 W/kg = -1.25 dBW/kg

38.Body Plane with Right side 10mm on Low Channel in IEEE 802.11a

Date: 2021.12.9

Communication System Band: 802.11a; Frequency: 5580 MHz;Duty Cycle: 1:1

Medium parameters used: $f = 5580$ MHz; $\sigma = 5.01$ S/m; $\epsilon_r = 34.335$; $\rho = 1000$ kg/m³

Phantom section: Flat Section

Ambient Temperature:22.3 Liquid Temperature:21.4

DASY5 Configuration:

- Probe: EX3DV4 - SN7663; ConvF(5.10, 5.10, 5.10); Calibrated: 2021.07.23
- Sensor-Surface: 2mm (Mechanical Surface Detection)
- Electronics: DAE4 Sn878; Calibrated: 2021.07.15
- Phantom: SAM (20deg probe tilt) with CRP v5.0 Right 1857; Type: QD000P40CD; Serial: TP1857
- Measurement SW: DASY52, Version 52.8 (8); SEMCAD X Version 14.6.10 (7331)

Ch116/Area Scan (41x81x1): Interpolated grid: dx=1.000 mm, dy=1.000 mm

Maximum value of SAR (interpolated) = 0.967 W/kg

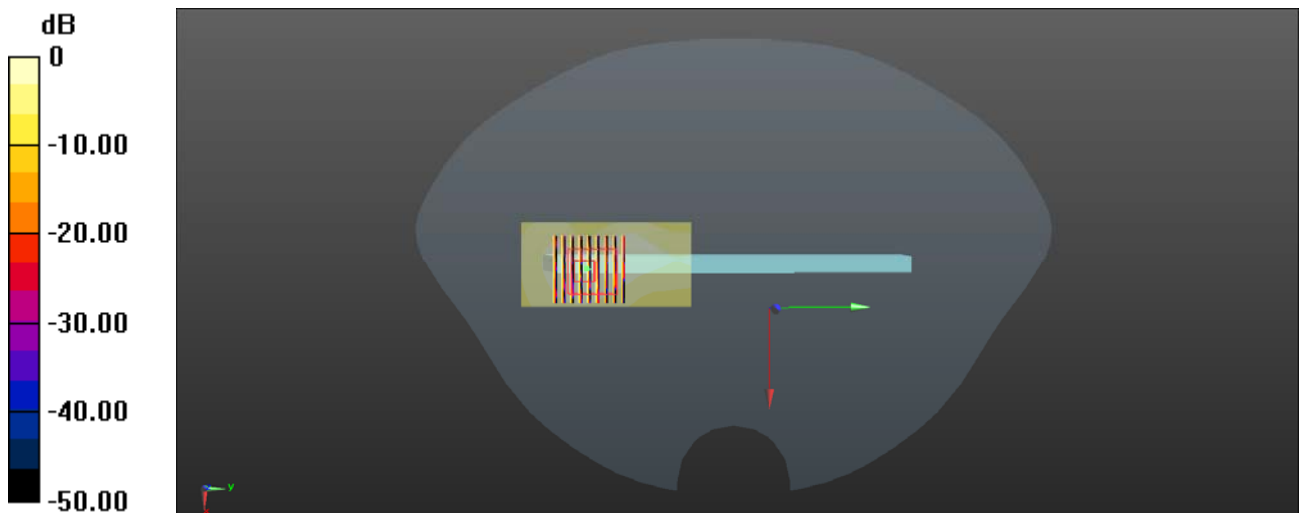
Ch116/Zoom Scan (9x9x7)/Cube 0: Measurement grid: dx=4mm, dy=4mm, dz=1.4mm

Reference Value = 4.007 V/m; Power Drift = -0.05 dB

Peak SAR (extrapolated) = 1.61 W/kg

SAR(1 g) = 0.409 W/kg; SAR(10 g) = 0.165 W/kg

Maximum value of SAR (measured) = 0.927 W/kg



0 dB = 0.927 W/kg = -0.33 dBW/kg

39.Body Plane with Back side 10mm on Low Channel in IEEE 802.11a

Date: 2021.12.10

Communication System Band: 802.11a; Frequency: 5745 MHz; Duty Cycle: 1:1

Medium parameters used: $f = 5745 \text{ MHz}$; $\sigma = 5.195 \text{ S/m}$; $\epsilon_r = 34.011$; $\rho = 1000 \text{ kg/m}^3$

Phantom section: Flat Section

Ambient Temperature:22.4 Liquid Temperature:21.5

DASY5 Configuration:

- Probe: EX3DV4 - SN7663; ConvF(5.15, 5.15, 5.15); Calibrated: 2021.07.23
- Sensor-Surface: 2mm (Mechanical Surface Detection)
- Electronics: DAE4 Sn878; Calibrated: 2021.07.15
- Phantom: SAM (20deg probe tilt) with CRP v5.0 Right 1857; Type: QD000P40CD; Serial: TP1857
- Measurement SW: DASY52, Version 52.8 (8); SEMCAD X Version 14.6.10 (7331)

Ch149/Area Scan (111x101x1): Interpolated grid: $dx=1.000 \text{ mm}$, $dy=1.000 \text{ mm}$

Maximum value of SAR (interpolated) = 1.21 W/kg


Ch149/Zoom Scan (9x9x7)/Cube 0: Measurement grid: $dx=4\text{mm}$, $dy=4\text{mm}$, $dz=1.4\text{mm}$

Reference Value = 0.6900 V/m; Power Drift = -0.07 dB

Peak SAR (extrapolated) = 2.12 W/kg

SAR(1 g) = 0.496 W/kg; SAR(10 g) = 0.163 W/kg

Maximum value of SAR (measured) = 1.23 W/kg



0 dB = 1.23 W/kg = 0.90 dBW/kg

40.Left Head with Cheek on Mid Channel in Bluetooth

Date: 2021.12.3

Communication System Band: Bluetooth 2.0; Frequency: 2441 MHz;Duty Cycle: 1:1.2

Medium parameters used: $f = 2441$ MHz; $\sigma = 1.801$ S/m; $\epsilon_r = 39.342$; $\rho = 1000$ kg/m³

Phantom section: Left Section

Ambient Temperature:22.8 Liquid Temperature:21.5

DASY5 Configuration:

- Probe: EX3DV4 - SN7663; ConvF(8.19, 8.19, 8.19); Calibrated: 2021.07.23
- Sensor-Surface: 4mm (Mechanical Surface Detection)
- Electronics: DAE4 Sn878; Calibrated: 2021.07.15
- Phantom: SAM (20deg probe tilt) with CRP v5.0 Right 1857; Type: QD000P40CD; Serial: TP1857
- Measurement SW: DASY52, Version 52.8 (8); SEMCAD X Version 14.6.10 (7331)

Ch39/Area Scan (91x91x1): Interpolated grid: dx=1.200 mm, dy=1.200 mm

Maximum value of SAR (interpolated) = 0.107 W/kg


Ch39/Zoom Scan (7x9x7)/Cube 0: Measurement grid: dx=5mm, dy=5mm, dz=5mm

Reference Value = 1.799 V/m; Power Drift = 0.19 dB

Peak SAR (extrapolated) = 0.0670 W/kg

SAR(1 g) = 0.030 W/kg; SAR(10 g) = 0.014 W/kg

Maximum value of SAR (measured) = 0.0498 W/kg



0 dB = 0.0498 W/kg = -13.03 dBW/kg

41.Body Plane with Back side 10mm on Mid Channel in Bluetooth

Date: 2021.12.3

Communication System Band: Bluetooth 2.0; Frequency: 2441 MHz; Duty Cycle: 1:1.2

Medium parameters used: $f = 2441$ MHz; $\sigma = 1.801$ S/m; $\epsilon_r = 39.342$; $\rho = 1000$ kg/m³

Phantom section: Flat Section

Ambient Temperature:22.8 Liquid Temperature:21.5

DASY5 Configuration:

- Probe: EX3DV4 - SN7663; ConvF(8.19, 8.19, 8.19); Calibrated: 2021.07.23
- Sensor-Surface: 4mm (Mechanical Surface Detection)
- Electronics: DAE4 Sn878; Calibrated: 2021.07.15
- Phantom: SAM (20deg probe tilt) with CRP v5.0 Right 1857; Type: QD000P40CD; Serial: TP1857
- Measurement SW: DASY52, Version 52.8 (8); SEMCAD X Version 14.6.10 (7331)

Ch39/Area Scan (71x61x1): Interpolated grid: dx=1.500 mm, dy=1.500 mm

Maximum value of SAR (interpolated) = 0.0444 W/kg

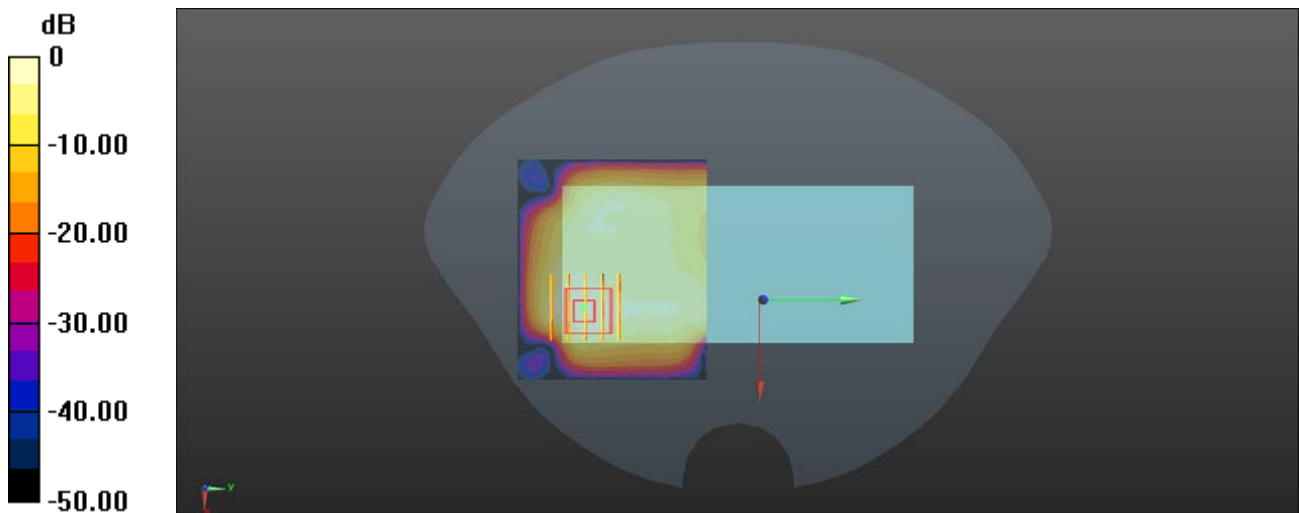
Ch39/Zoom Scan (5x5x7)/Cube 0: Measurement grid: dx=8mm, dy=8mm, dz=5mm

Reference Value = 0.5430 V/m; Power Drift = -0.09 dB

Peak SAR (extrapolated) = 0.0460 W/kg

SAR(1 g) = 0.021 W/kg; SAR(10 g) = 0.010 W/kg

Maximum value of SAR (measured) = 0.0354 W/kg



0 dB = 0.0354 W/kg = -14.51 dBW/kg

ANNEX D SAR TEST SETUP PHOTOS

Please refer the document "BL-EC21B0667-AS.pdf".

ANNEX E CALIBRATION REPORT

Please refer the document "CALIBRATION REPORT.pdf".

--END OF REPORT--