



SAR TEST REPORT

No. I22Z60463-SEM07

For

Wingtech Group (Hong Kong) Limited

5G Mobile Phone

Model Name: TMAF035G

with

Hardware Version: V1.1

Software Version: TMAF035G_0.01.01

FCC ID: 2APXW-TMAF035G

Issued Date: 2022-7-07

Note:

The test results in this test report relate only to the devices specified in this report. This report shall not be reproduced except in full without the written approval of CTTL.

The report must not be used by the client to claim product certification, approval, or endorsement by NVLAP, NIST, or any agency of the U.S. Government.

Test Laboratory:

CTTL, Telecommunication Technology Labs, CAICT

No. 52, Huayuan North Road, Haidian District, Beijing, P. R. China 100191.

Tel:+86(0)10-62304633-2512, Fax:+86(0)10-62304633-2504

Email: ctl_terminals@caict.ac.cn, website: www.caict.ac.cn



REPORT HISTORY

Report Number	Revision	Issue Date	Description
I22Z60463-SEM07	Rev.0	2022-6-16	Initial creation of test report
I22Z60463-SEM07	Rev.1	2022-7-07	Update the information for Appendix J

TABLE OF CONTENT

1 TEST LABORATORY	5
1.1 TESTING LOCATION	5
1.2 TESTING ENVIRONMENT.....	5
1.3 PROJECT DATA	5
1.4 SIGNATURE.....	5
2 STATEMENT OF COMPLIANCE	6
3 CLIENT INFORMATION.....	8
3.1 APPLICANT INFORMATION	8
3.2 MANUFACTURER INFORMATION	8
4 EQUIPMENT UNDER TEST (EUT) AND ANCILLARY EQUIPMENT (AE)	9
4.1 ABOUT EUT.....	9
4.2 INTERNAL IDENTIFICATION OF EUT USED DURING THE TEST	10
4.3 INTERNAL IDENTIFICATION OF AE USED DURING THE TEST	10
5 TEST METHODOLOGY	11
5.1 APPLICABLE LIMIT REGULATIONS.....	11
5.2 APPLICABLE MEASUREMENT STANDARDS	11
6 SPECIFIC ABSORPTION RATE (SAR).....	12
6.1 INTRODUCTION.....	12
6.2 SAR DEFINITION.....	12
7 TISSUE SIMULATING LIQUIDS.....	13
7.1 TARGETS FOR TISSUE SIMULATING LIQUID.....	13
7.2 DIELECTRIC PERFORMANCE	13
8 SYSTEM VERIFICATION.....	18
8.1 SYSTEM SETUP.....	18
8.2 SYSTEM VERIFICATION.....	19
9 MEASUREMENT PROCEDURES	20
9.1 TESTS TO BE PERFORMED	20
9.2 GENERAL MEASUREMENT PROCEDURE.....	22
9.3 WCDMA MEASUREMENT PROCEDURES FOR SAR	23
9.4 SAR MEASUREMENT FOR LTE.....	24
9.5 BLUETOOTH & WI-FI MEASUREMENT PROCEDURES FOR SAR	26
9.6 POWER DRIFT.....	26
10 AREA SCAN BASED 1-G SAR	27
10.1 REQUIREMENT OF KDB.....	27
10.2 FAST SAR ALGORITHMS	27

11 CONDUCTED OUTPUT POWER.....	28
11.1 GSM MEASUREMENT RESULT	28
11.2 WCDMA MEASUREMENT RESULT	30
11.3 LTE MEASUREMENT RESULT	32
11.4 5G NR MEASUREMENT RESULT.....	97
11.5 WI-FI AND BT MEASUREMENT RESULT	110
12 SIMULTANEOUS TX SAR CONSIDERATIONS	114
12.1 INTRODUCTION.....	114
12.2 TRANSMIT ANTENNA SEPARATION DISTANCES.....	114
12.3 SAR MEASUREMENT POSITIONS	114
13 EVALUATION OF SIMULTANEOUS.....	115
14 SAR TEST RESULT	116
14.1 SAR RESULTS FOR CELLULAR	119
14.2 SAR RESULTS FOR 5G NR.....	124
14.3 SAR EVALUATION FOR 2.4GWIFI/BT.....	126
14.4 SAR EVALUATION FOR WIFI 5G.....	127
14.5 SAR RESULTS FOR 10-G EXTREMITY SAR.....	131
15 SAR MEASUREMENT VARIABILITY.....	132
16 MEASUREMENT UNCERTAINTY	134
17 MAIN TEST INSTRUMENTS	134
APPENDIXES	135

1 Test Laboratory

1.1 Testing Location

Company Name:	CTTL(Shouxiang)
Address:	No. 51, Xueyuan Road, Haidian District, Beijing, P. R. China 100191.

1.2 Testing Environment

Temperature:	18°C~25°C,
Relative humidity:	30%~ 70%
Ground system resistance:	< 0.5 Ω
Ambient noise & Reflection:	< 0.012 W/kg


1.3 Project Data

Project Leader:	Qi Dianyuan
Test Engineer:	Yao Juming
Testing Start Date:	April 6, 2022
Testing End Date:	May 31, 2022

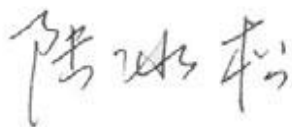
1.4 Signature



Lin Xiaojun
(Prepared this test report)



Qi Dianyuan
(Reviewed this test report)



Lu Bingsong
Deputy Director of the laboratory
(Approved this test report)

2 Statement of Compliance

The maximum results of Specific Absorption Rate (SAR) found during testing for Wingtech Group (Hong Kong) Limited. 5G Mobile Phone TMAF035G is as follows:

Table 2.1: Highest Reported SAR (1g)

Technology Band	Head	Hotspot	Body-Worn	Phablet-10g	Equipment Class
GSM850	0.47	1.06	1.06	/	PCE
GSM1900	0.38	0.93	0.83	/	
WCDMA1900	0.45	0.79	0.70	/	
WCDMA1700	0.36	0.51	0.50	/	
WCDMA 850	0.35	0.57	0.57	/	
LTE Band2-ANT1	0.37	0.29	0.37	/	
LTE Band2-ANT2	0.26	0.37	0.41	/	
LTE Band7	0.13	0.34	0.23	/	
LTE Band12	0.27	0.33	0.33	/	
LTE Band13	0.14	0.26	0.26	/	
LTE Band25	0.35	0.70	0.94	/	
LTE Band26	0.17	0.55	0.55	/	
LTE Band41-PC2	0.95	0.70	0.36	/	
LTE Band41-PC3	0.90	0.70	0.33	/	
LTE Band66-ANT1	0.25	0.43	0.39	/	
LTE Band66-ANT2	0.05	0.17	0.17	/	
LTE Band71	0.10	0.39	0.39	/	
5G NR n25	0.39	0.73	1.16	/	
5G NR n41	1.05	1.05	1.17	3.25	
5G NR n66	0.27	0.73	0.50	/	
5G NR n71	<0.01	0.20	0.20	/	
5G NR n77	1.01	0.92	0.84	3.22	
WLAN 2.4GHz	0.35	0.10	0.10	/	DTS
WLAN 5GHz	0.32	0.23	0.23	/	NII
BT	0.03	<0.01	<0.01	/	DSS

The SAR values found for the Mobile Phone are below the maximum recommended levels of 1.6 W/kg as averaged over any 1g tissue according to the ANSI C95.1-1992.

For body operation, this device has been tested and meets FCC RF exposure guidelines when used with any accessory that contains no metal and which provides a minimum separation distance of 15/10 mm between this device and the body of the user. Use of other accessories may not ensure compliance with FCC RF exposure guidelines.

The EUT battery must be fully charged and checked periodically during the test to ascertain uniform power output.

The measurement together with the test system set-up is described in annex C of this test report. A detailed description of the equipment under test can be found in chapter 4 of this test report. The highest reported SAR value is obtained at the case of **(Table 2.1)**, and the values are: **1.17 W/kg(1g)**.

Remark:

This device supports both LTE B4/B5 and LTE B66/B26. Since the supported frequency span for LTE B4/B5 falls completely within the supported frequency span for LTE B66/B26, both LTE bands have the same target power, and both LTE bands share the same transmission path; therefore, SAR was only assessed for LTE B66/B26.

Table 2.1: The sum of SAR values for Main antenna + Wifi2.4G

	Position	Main antenna	WiFi-2.4G	Sum
Highest SAR value for Head	Left head, Tilt N77	1.01	0.33	1.34
Highest SAR value for Body	Top 10mm n41	1.05	0.10	1.15
	Rear 15mm n41	1.17	0.08	1.25

Table 2.2: The sum of SAR values for Main antenna + Wifi5G +BT

	Position	Main antenna	WiFi-5G	BT	Sum
Highest SAR value for Head	Left head, Tilt N77	1.01	0.32	0.03	1.36
Highest SAR value for Body	Top 10mm n41	1.05	0.23	<0.01	1.28
	Rear 15mm n41	1.17	0.16	<0.01	1.33

Table 2.3: The SAR values for ENDC

LTE	NR	Mode	Position	Reported SAR 1g(W/kg)
LTE Band 2-ANT1	N41	Head	Right Tilt	0.74(0.58+0.16)
		Body	Rear 15mm	1.06(0.69+0.37)
LTE Band 2-ANT2	N25	Head	Left cheek	0.52(0.39+0.13)
		Body	Rear 15mm	1.1(0.69+0.41)
	N66	Head	Right Cheek	0.41(0.15+0.26)
		Body	Rear 15mm	0.8(0.39+0.41)
	N71	Head	Right Cheek	0.26(0+0.26)
		Body	Rear 10mm	0.57(0.20+0.37)
LTE Band 66-ANT1	N41	Head	Right Tilt	0.73(0.58+0.15)
		Body	Rear 15mm	1.08(0.69+0.39)
LTE Band 66-ANT2	N25	Head	Left cheek	0.42(0.03+0.39)
		Body	Rear 15mm	0.86(0.69+0.17)
	N71	Head	Right Cheek	0.05(0+0.05)
		Body	Rear 10mm	0.37(0.20+0.17)

Conclusion:

According to the above tables, the sum of reported SAR values is <1.6W/kg. So the simultaneous transmission SAR with volume scans is not required.

3 Client Information

3.1 Applicant Information

Company Name:	Wingtech Group (Hong Kong) Limited
Address/Post:	Flat/RM 1802 18/F, Podium Plaza, 5 Hanoi Road, Tsim Sha Tsui, KL, HK
Contact Person:	sharui
Contact Email:	sharui@wingtech.com
Telephone:	+86-21-53529900

3.2 Manufacturer Information

Company Name:	Wingtech Group (Hong Kong) Limited
Address/Post:	Flat/RM 1802 18/F, Podium Plaza, 5 Hanoi Road, Tsim Sha Tsui, KL, HK
Contact Person:	sharui
Contact Email:	sharui@wingtech.com
Telephone:	+86-21-53529900

4 Equipment Under Test (EUT) and Ancillary Equipment (AE)

4.1 About EUT

Description:	5G Mobile Phone
Model name:	TMAF035G
Operating mode(s):	GSM850/900/1800/1900, WCDMA B2/B4/B5 LTE Band2/4/5/7/12/13/25/26/28/38/41/66/71 BT, Wi-Fi(2.4G/5G) 5G NR n25/n41/n66/n71/n77
Tested Tx Frequency:	824 – 849 MHz (GSM 850)
	1850 – 1910 MHz (GSM 1900)
	824 – 849 MHz (WCDMA 850 Band V)
	1850 – 1910 MHz (WCDMA1900 Band IV)
	1710-1755 MHz (WCDMA1700 Band II)
	1850.7 – 1909.3 MHz (LTE Band 2)
	2502.5 – 2567.5 MHz (LTE Band 7)
	699.7 – 715.3 MHz (LTE Band 12)
	779.5 – 784.5 MHz (LTE Band 13)
	1850.7–1914.3 MHz (LTE Band 25)
	814.7–848.3 MHz (LTE Band 26)
	2498.5 – 2687.5 MHz (LTE Band41)
	1710.7 –1779.3 MHz (LTE Band 66)
	665.5 –695.5 MHz (LTE Band 71)
	2412 – 2462 MHz (Wi-Fi 2.4G)
	5180 – 5240 MHz (Wi-Fi 5.2G)
	5260 – 5320 MHz (Wi-Fi 5.3G)
	5500 – 5720 MHz (Wi-Fi 5.5G)
	5745 – 5825 MHz (Wi-Fi 5.8G)
	2400 – 2483.5 MHz (Bluetooth)
1850 – 1915 MHz(n25)	
2496 – 2690 MHz(n41)	
1710 – 1780 MHz(n66)	
663 – 698 MHz(n71)	
3450– 3550 MHz ,3700– 3980 MHz (n77)	
GPRS/EGPRS Multislot Class:	12
Test device production information:	Production unit
Device type:	Portable device
Antenna type:	Integrated antenna
Hotspot mode:	Support

4.2 Internal Identification of EUT used during the test

EUT ID*	IMEI	HW Version	SW Version
EUT1	869589060022169	V1.1	TMAF035G_0.01.01
EUT2	869589060019355	V1.1	TMAF035G_0.01.01
EUT3	869589060019751	V1.1	TMAF035G_0.01.01
EUT4	869589060025428	V1.1	TMAF035G_0.01.01
EUT5	869589060019801	V1.1	TMAF035G_0.01.01
EUT6	869589060020106	V1.1	TMAF035G_0.01.01
EUT7	869589060019686	V1.1	TMAF035G_0.01.01
EUT8	869589060016492	V1.1	TMAF035G_0.01.01
EUT9	869589060015866	V1.1	TMAF035G_0.01.01
EUT10	869589060016070	V1.1	TMAF035G_0.01.01
EUT11	869589060016708	V1.1	TMAF035G_0.01.01
EUT12	869589060016542	V1.1	TMAF035G_0.01.01
EUT13	869589060015841	V1.1	TMAF035G_0.01.01

*EUT ID: is used to identify the test sample in the lab internally.

Note: It is performed to test SAR with the EUT1~7 and conducted power with the EUT8~13.

4.3 Internal Identification of AE used during the test

AE ID*	Description	Model	SN	Manufacturer
AE1	Battery	TM001	/	Jiade Energy Technology(Zhuhai)Co.,Ltd.

*AE ID: is used to identify the test sample in the lab internally.

5 TEST METHODOLOGY

5.1 Applicable Limit Regulations

ANSI C95.1–1992:IEEE Standard for Safety Levels with Respect to Human Exposure to Radio Frequency Electromagnetic Fields, 3 kHz to 300 GHz.

It specifies the maximum exposure limit of **1.6 W/kg** as averaged over any 1 gram of tissue for portable devices being used within 20 cm of the user in the uncontrolled environment.

5.2 Applicable Measurement Standards

IEEE 1528–2013: Recommended Practice for Determining the Peak Spatial-Average Specific Absorption Rate (SAR) in the Human Head from Wireless Communications Devices: Measurement Techniques.

KDB447498 D01: General RF Exposure Guidance v06: Mobile and Portable Devices RF Exposure Procedures and Equipment Authorization Policies.

KDB648474 D04 Handset SAR v01r03: SAR Evaluation Considerations for Wireless Handsets.

KDB941225 D01 SAR test for 3G devices v03r01: SAR Measurement Procedures for 3G Devices

KDB941225 D05 SAR for LTE Devices v02r05: SAR Evaluation Considerations for LTE Devices

KDB941225 D06 Hotspot Mode SAR v02r01: SAR Evaluation Procedures for Portable Devices with Wireless Router Capabilities

KDB248227 D01 802.11 Wi-Fi SAR v02r02: SAR GUIDANCE FOR IEEE 802.11 (Wi-Fi) TRANSMITTERS

KDB865664 D01 SAR measurement 100 MHz to 6 GHz v01r04: SAR Measurement Requirements for 100 MHz to 6 GHz.

KDB865664 D02 RF Exposure Reporting v01r02: RF Exposure Compliance Reporting and Documentation Considerations

TCB Workshop Nov 2017:RF Exposure Procedures (Carrier Aggregation SAR)

TCB Workshop Nov 2019:RF Exposure Policy Updates (5G NR NSA Sub 6G SAR)

6 Specific Absorption Rate (SAR)

6.1 Introduction

SAR is related to the rate at which energy is absorbed per unit mass in an object exposed to a radio field. The SAR distribution in a biological body is complicated and is usually carried out by experimental techniques or numerical modeling. The standard recommends limits for two tiers of groups, occupational/controlled and general population/uncontrolled, based on a person's awareness and ability to exercise control over his or her exposure. In general, occupational/controlled exposure limits are higher than the limits for general population/uncontrolled.

6.2 SAR Definition

The SAR definition is the time derivative (rate) of the incremental energy (dW) absorbed by (dissipated in) an incremental mass (dm) contained in a volume element (dv) of a given density (ρ). The equation description is as below:

$$SAR = \frac{d}{dt} \left(\frac{dW}{dm} \right) = \frac{d}{dt} \left(\frac{dW}{\rho dv} \right)$$

SAR is expressed in units of Watts per kilogram (W/kg)

SAR measurement can be either related to the temperature elevation in tissue by

$$SAR = c \left(\frac{\delta T}{\delta t} \right)$$

Where: C is the specific heat capacity, δT is the temperature rise and δt is the exposure duration, or related to the electrical field in the tissue by

$$SAR = \frac{\sigma |E|^2}{\rho}$$

Where: σ is the conductivity of the tissue, ρ is the mass density of tissue and E is the RMS electrical field strength.

However for evaluating SAR of low power transmitter, electrical field measurement is typically applied.

7 Tissue Simulating Liquids

7.1 Targets for tissue simulating liquid

Table 7.1: Targets for tissue simulating liquid

Frequency(MHz)	Liquid Type	Conductivity(σ)	$\pm 10\%$ Range	Permittivity(ϵ)	$\pm 10\%$ Range
750	Head	0.89	0.80~0.98	41.94	37.75~46.13
835	Head	0.90	0.81~0.99	41.5	37.35~45.65
1750	Head	1.40	1.26~1.54	40.0	36~44
1900	Head	1.40	1.26~1.54	40.0	36~44
2450	Head	1.80	1.62~1.98	39.2	35.28~43.12
2600	Head	1.96	1.76~2.16	39.01	35.11~42.91

Table 7.2: Targets for tissue simulating liquid


Frequency(MHz)	Liquid Type	Conductivity(σ)	$\pm 5\%$ Range	Permittivity(ϵ)	$\pm 5\%$ Range
3500	Head	2.91	2.76~3.06	37.93	36.03~39.83
3700	Head	3.12	2.96~3.28	37.70	35.82~39.59
5250	Head	4.71	4.47~4.95	35.93	34.13~37.73
5600	Head	5.07	4.82~5.32	35.53	33.8~37.3
5750	Head	5.22	4.96~5.48	35.36	33.59~37.13

7.2 Dielectric Performance


Table 7.3: Dielectric Performance of Tissue Simulating Liquid

Measurement Date (yyyy-mm-dd)	Type	Frequency	Permittivity ϵ	Drift (%)	Conductivity σ (S/m)	Drift (%)
2022/4/23	Head	750 MHz	43.38	3.43%	0.877	-1.46%
2022/4/26	Head	835 MHz	43.07	3.78%	0.9083	0.92%
2022/4/30	Head	1750 MHz	41.04	2.40%	1.374	0.29%
2022/5/4	Head	1900 MHz	40.77	1.93%	1.463	4.50%
2022/5/7	Head	2450 MHz	39.98	1.99%	1.848	2.67%
2022/5/10	Head	2600 MHz	39.79	2.00%	1.972	0.61%
2022/5/14	Head	3500 MHz	37.93	0.00%	2.809	-3.47%
2022/5/17	Head	3700 MHz	37.58	-0.32%	2.994	-4.04%
2022/5/20	Head	5250 MHz	34.68	-3.48%	4.633	-1.63%
2022/5/24	Head	5600 MHz	34.02	-4.25%	5.007	-1.24%
2022/5/31	Head	5750 MHz	33.76	-4.52%	5.163	-1.09%


Note: The liquid temperature is 22.0°C



Picture 7-1 Liquid depth in the Head Phantom (750MHz)




Picture 7-2 Liquid depth in the Head Phantom (835 MHz)



Picture 7-3 Liquid depth in the Head Phantom (1900 MHz)



Picture 7-4 Liquid depth in the Head Phantom (2450MHz)



Picture 7-5 Liquid depth in the Head Phantom (2600 MHz)



Picture 7-6 Liquid depth in the Head Phantom (3GHz)

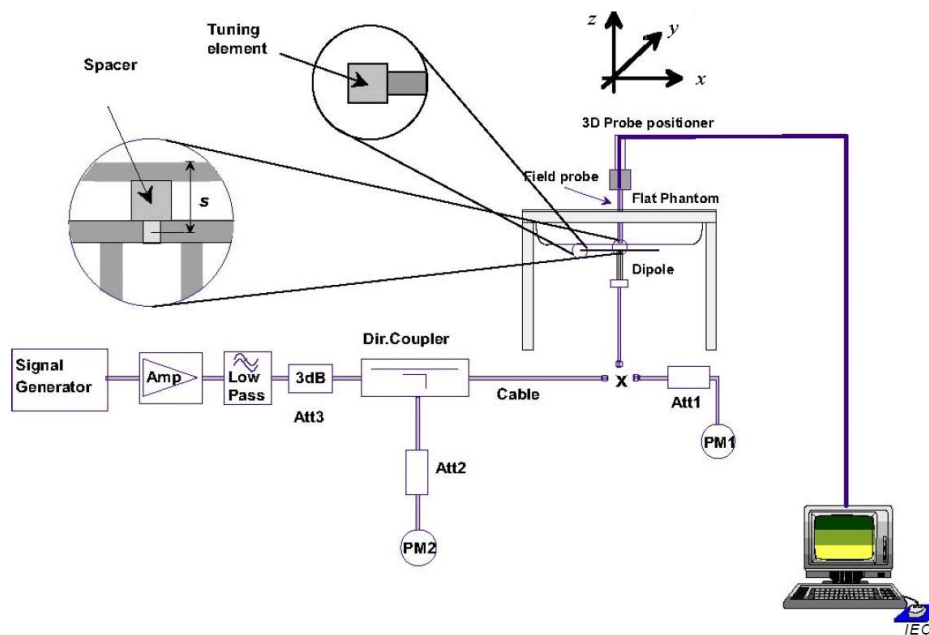


Picture 7-7 Liquid depth in the Head Phantom (5GHz)

8 System verification

8.1 System Setup

In the simplified setup for system evaluation, the DUT is replaced by a calibrated dipole and the power source is replaced by a continuous wave that comes from a signal generator. The calibrated dipole must be placed beneath the flat phantom section of the SAM twin phantom with the correct distance holder. The distance holder should touch the phantom surface with a light pressure at the reference marking and be oriented parallel to the long side of the phantom. The equipment setup is shown below:



Picture 8.1 System Setup for System Evaluation



Picture 8.2 Photo of Dipole Setup

8.2 System Verification

SAR system verification is required to confirm measurement accuracy, according to the tissue dielectric media, probe calibration points and other system operating parameters required for measuring the SAR of a test device. The system verification must be performed for each frequency band and within the valid range of each probe calibration point required for testing the device.

The system verification results are required that the area scan estimated 1-g SAR is within 3% of the zoom scan 1-g SAR. The details are presented in annex B.

Table 8.1: System Verification of Head

Measurement Date (yyyy-mm-dd)	Frequency	Target value (W/kg)		Measured value(W/kg)		Deviation	
		10 g Average	1 g Average	10 g Average	1 g Average	10 g Average	1 g Average
2022/4/23	750 MHz	5.65	8.68	5.16	7.84	-8.67%	-9.68%
2022/4/26	835 MHz	6.24	9.63	5.84	8.68	-6.41%	-9.87%
2022/4/30	1750 MHz	19.4	36.9	18.2	33.2	-6.39%	-9.92%
2022/5/4	1900 MHz	20.9	40.1	19.9	38.1	-4.69%	-4.94%
2022/5/7	2450 MHz	24.9	53.3	22.8	48.8	-8.27%	-8.44%
2022/5/10	2600 MHz	25.5	57.1	23.1	51.6	-9.33%	-9.63%
2022/5/14	3500 MHz	25.2	67.3	24.0	64.7	-4.76%	-3.86%
2022/5/17	3700 MHz	24.0	65.4	24.1	66.1	0.42%	1.07%
2022/5/20	5250 MHz	22.7	79.5	22.1	76.1	-2.64%	-4.28%
2022/5/24	5600 MHz	23.7	83.8	23.2	81.7	-2.11%	-2.51%
2022/5/31	5750 MHz	22.7	81.0	22.6	78.3	-0.44%	-3.33%

9 Measurement Procedures

9.1 Tests to be performed

In order to determine the highest value of the peak spatial-average SAR of a handset, all device positions, configurations and operational modes shall be tested for each frequency band according to steps 1 to 3 below. A flowchart of the test process is shown in picture 9.1.

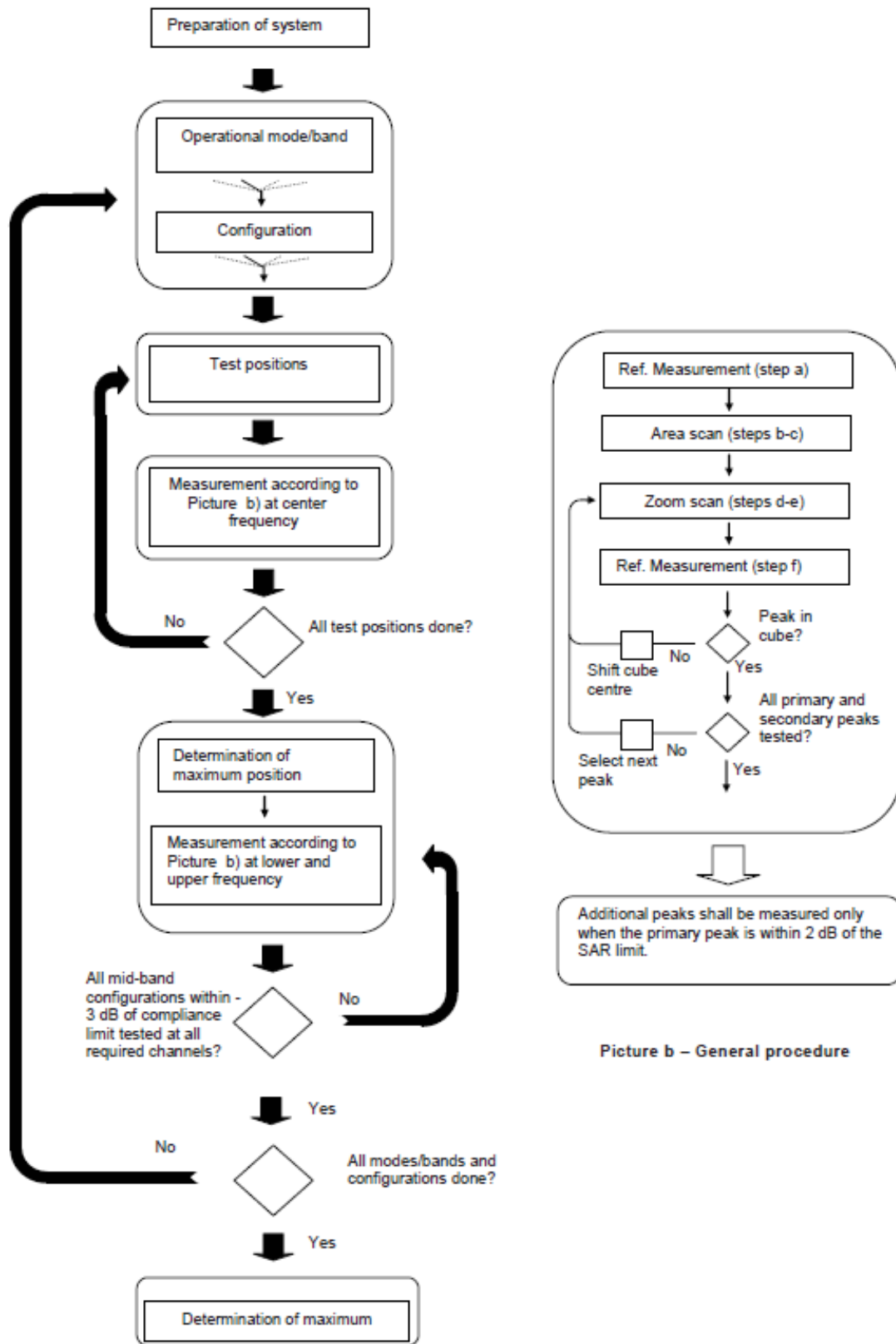
Step 1: The tests described in 9.2 shall be performed at the channel that is closest to the centre of the transmit frequency band (f_c) for:

- a) all device positions (cheek and tilt, for both left and right sides of the SAM phantom, as described in annex D),
- b) all configurations for each device position in a), e.g., antenna extended and retracted, and
- c) all operational modes, e.g., analogue and digital, for each device position in a) and configuration in b) in each frequency band.

If more than three frequencies need to be tested according to 11.1 (i.e., $N_c > 3$), then all frequencies, configurations and modes shall be tested for all of the above test conditions.

Step 2: For the condition providing highest peak spatial-average SAR determined in Step 1, perform all tests described in 9.2 at all other test frequencies, i.e., lowest and highest frequencies. In addition, for all other conditions (device position, configuration and operational mode) where the peak spatial-average SAR value determined in Step 1 is within 3 dB of the applicable SAR limit, it is recommended that all other test frequencies shall be tested as well.

Step 3: Examine all data to determine the highest value of the peak spatial-average SAR found in Steps 1 to 2.



Picture a – Tests to be performed

Picture b – General procedure

Picture 9.1 Block diagram of the tests to be performed

9.2 General Measurement Procedure

The area and zoom scan resolutions specified in the table below must be applied to the SAR measurements and fully documented in SAR reports to qualify for TCB approval. Probe boundary effect error compensation is required for measurements with the probe tip closer than half a probe tip diameter to the phantom surface. Both the probe tip diameter and sensor offset distance must satisfy measurement protocols; to ensure probe boundary effect errors are minimized and the higher fields closest to the phantom surface can be correctly measured and extrapolated to the phantom surface for computing 1-g SAR. Tolerances of the post-processing algorithms must be verified by the test laboratory for the scan resolutions used in the SAR measurements, according to the reference distribution functions specified in IEEE Std 1528-2003. The results should be documented as part of the system validation records and may be requested to support test results when all the measurement parameters in the following table are not satisfied.

		≤ 3 GHz	> 3 GHz	
Maximum distance from closest measurement point (geometric center of probe sensors) to phantom surface		5 ± 1 mm	$\frac{1}{2} \cdot \delta \cdot \ln(2) \pm 0.5$ mm	
Maximum probe angle from probe axis to phantom surface normal at the measurement location		$30^\circ \pm 1^\circ$	$20^\circ \pm 1^\circ$	
Maximum area scan spatial resolution: $\Delta x_{Area}, \Delta y_{Area}$		≤ 2 GHz: ≤ 15 mm 2 – 3 GHz: ≤ 12 mm	3 – 4 GHz: ≤ 12 mm 4 – 6 GHz: ≤ 10 mm	
		When the x or y dimension of the test device, in the measurement plane orientation, is smaller than the above, the measurement resolution must be \leq the corresponding x or y dimension of the test device with at least one measurement point on the test device.		
Maximum zoom scan spatial resolution: $\Delta x_{Zoom}, \Delta y_{Zoom}$		≤ 2 GHz: ≤ 8 mm 2 – 3 GHz: ≤ 5 mm*	3 – 4 GHz: ≤ 5 mm* 4 – 6 GHz: ≤ 4 mm*	
Maximum zoom scan spatial resolution, normal to phantom surface	uniform grid: $\Delta z_{Zoom}(n)$	≤ 5 mm	3 – 4 GHz: ≤ 4 mm 4 – 5 GHz: ≤ 3 mm 5 – 6 GHz: ≤ 2 mm	
	graded grid	$\Delta z_{Zoom}(1)$: between 1 st two points closest to phantom surface	≤ 4 mm	3 – 4 GHz: ≤ 3 mm 4 – 5 GHz: ≤ 2.5 mm 5 – 6 GHz: ≤ 2 mm
		$\Delta z_{Zoom}(n>1)$: between subsequent points	$\leq 1.5 \cdot \Delta z_{Zoom}(n-1)$	
Minimum zoom scan volume	x, y, z	≥ 30 mm	3 – 4 GHz: ≥ 28 mm 4 – 5 GHz: ≥ 25 mm 5 – 6 GHz: ≥ 22 mm	
Note: δ is the penetration depth of a plane-wave at normal incidence to the tissue medium; see draft standard IEEE P1528-2011 for details. * When zoom scan is required and the <i>reported</i> SAR from the area scan based 1-g SAR estimation procedures of KDB 447498 is ≤ 1.4 W/kg, ≤ 8 mm, ≤ 7 mm and ≤ 5 mm zoom scan resolution may be applied, respectively, for 2 GHz to 3 GHz, 3 GHz to 4 GHz and 4 GHz to 6 GHz.				

9.3 WCDMA Measurement Procedures for SAR

The following procedures are applicable to WCDMA handsets operating under 3GPP Release99, Release 5 and Release 6. The default test configuration is to measure SAR with an established radio link between the DUT and a communication test set using a 12.2kbps RMC (reference measurement channel) configured in Test Loop Mode 1. SAR is selectively confirmed for other physical channel configurations (DPCCH & DPDCH_n), HSDPA and HSPA (HSUPA/HSDPA) modes according to output power, exposure conditions and device operating capabilities. Both uplink and downlink should be configured with the same RMC or AMR, when required. SAR for Release 5 HSDPA and Release 6 HSPA are measured using the applicable FRC (fixed reference channel) and E-DCH reference channel configurations. Maximum output power is verified according to applicable versions of 3GPP TS 34.121 and SAR must be measured according to these maximum output conditions. When Maximum Power Reduction (MPR) is not implemented according to Cubic Metric (CM) requirements for Release 6 HSPA, the following procedures do not apply.

For Release 5 HSDPA Data Devices:

Sub-test	β_c	β_d	β_d (SF)	β_c / β_d	β_{hs}	CM/dB
1	2/15	15/15	64	2/15	4/15	0.0
2	12/15	15/15	64	12/15	24/25	1.0
3	15/15	8/15	64	15/8	30/15	1.5
4	15/15	4/15	64	15/4	30/15	1.5

For Release 6 HSPA Data Devices

Sub-test	β_c	β_d	β_d (SF)	β_c / β_d	β_{hs}	β_{ec}	β_{ed}	β_{ed} (SF)	β_{ed} (codes)	CM (dB)	MPR (dB)	AG Index	E-TFCI
1	11/15	15/15	64	11/15	22/15	209/225	1039/225	4	1	1.5	1.5	20	75
2	6/15	15/15	64	6/15	12/15	12/15	12/15	4	1	1.5	1.5	12	67
3	15/15	9/15	64	15/9	30/15	30/15	$\beta_{ed1}:47/15$ $\beta_{ed2}:47/15$	4	2	1.5	1.5	15	92
4	2/15	15/15	64	2/15	4/15	4/15	56/75	4	1	1.5	1.5	17	71
5	15/15	15/15	64	15/15	24/15	30/15	134/15	4	1	1.5	1.5	21	81

Rel.8 DC-HSDPA (Cat 24)

SAR test exclusion for Rel.8 DC-HSDPA must satisfy the SAR test exclusion requirements of Rel.5 HSDPA. SAR test exclusion for DC-HSDPA devices is determined by power measurements according to the H-Set 12, Fixed Reference Channel (FRC) configuration in Table C.8.1.12 of 3GPP TS 34.121-1. A primary and a secondary serving HS-DSCH Cell are required to perform the power measurement and for the results to qualify for SAR test exclusion.

9.4 SAR Measurement for LTE

SAR tests for LTE are performed with a base station simulator, Rohde & Schwarz CMW500. Closed loop power control was used so the UE transmits with maximum output power during SAR testing. All powers were measured with the CMW 500.

It is performed for conducted power and SAR based on the KDB941225 D05.

SAR is evaluated separately according to the following procedures for the different test positions in each exposure condition – head, body, body-worn accessories and other use conditions. The procedures in the following subsections are applied separately to test each LTE frequency band.

1) QPSK with 1 RB allocation

Start with the largest channel bandwidth and measure SAR for QPSK with 1 RB allocation, using the RB offset and required test channel combination with the highest maximum output power among RB offsets at the upper edge, middle and lower edge of each required test channel. When the reported SAR is ≤ 0.8 W/kg, testing of the remaining RB offset configurations and required test channels is not required for 1 RB allocation; otherwise, SAR is required for the remaining required test channels and only for the RB offset configuration with the highest output power for that channel. When the reported SAR of a required test channel is > 1.45 W/kg, SAR is required for all three RB offset configurations for that required test channel.

2) QPSK with 50% RB allocation

The procedures required for 1 RB allocation in 1) are applied to measure the SAR for QPSK with 50% RB allocation.

3) QPSK with 100% RB allocation

For QPSK with 100% RB allocation, SAR is not required when the highest maximum output power for 100 % RB allocation is less than the highest maximum output power in 50% and 1 RB allocations and the highest reported SAR for 1 RB and 50% RB allocation in 1) and 2) are ≤ 0.8 W/kg. Otherwise, SAR is measured for the highest output power channel; and if the reported SAR is > 1.45 W/kg, the remaining required test channels must also be tested.

TDD test:

TDD testing is performed using guidance from FCC KDB 941225 D05 and the SAR test guidance provided in April 2013 TCB works hop notes. TDD is tested at the highest duty factor using UL-DL configuration 0 with special subframe configuration 6 and applying the FDD LTE procedures in KDB 941225 D05. SAR testing is performed using the extended cyclic prefix listed in 3GPP TS 36.211.

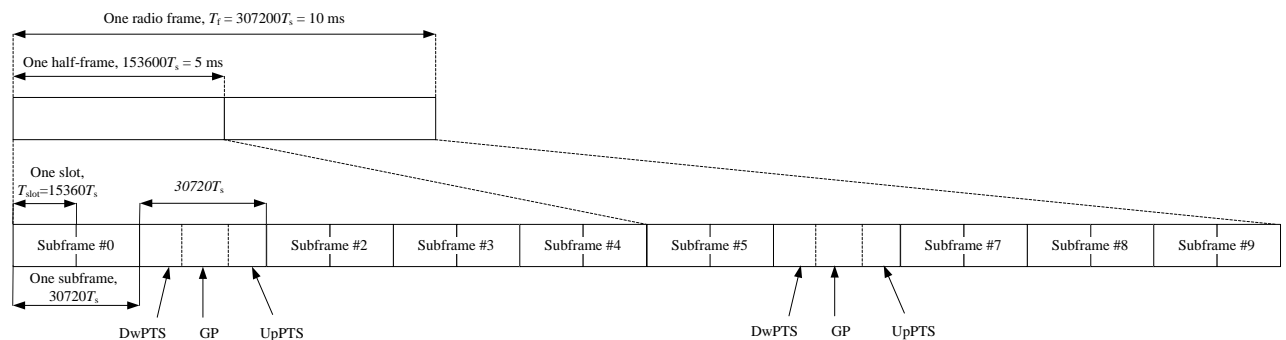


Figure 9.2: Frame structure type 2 (for 5 ms switch-point periodicity)

Table 9.1: Configuration of special subframe (lengths of DwPTS/GP/UpPTS)

Special subframe configuration	Normal cyclic prefix in downlink			Extended cyclic prefix in downlink		
	DwPTS	UpPTS		DwPTS	UpPTS	
		Normal cyclic prefix in uplink	Extended cyclic prefix in uplink		Normal cyclic prefix in uplink	Extended cyclic prefix in uplink
0	$6592 \cdot T_s$	$2192 \cdot T_s$	$2560 \cdot T_s$	$7680 \cdot T_s$	$2192 \cdot T_s$	$2560 \cdot T_s$
1	$19760 \cdot T_s$			$20480 \cdot T_s$		
2	$21952 \cdot T_s$			$23040 \cdot T_s$		
3	$24144 \cdot T_s$			$25600 \cdot T_s$		
4	$26336 \cdot T_s$	$4384 \cdot T_s$	$5120 \cdot T_s$	$7680 \cdot T_s$	$4384 \cdot T_s$	$5120 \cdot T_s$
5	$6592 \cdot T_s$			$20480 \cdot T_s$		
6	$19760 \cdot T_s$			$23040 \cdot T_s$		
7	$21952 \cdot T_s$			$12800 \cdot T_s$		
8	$24144 \cdot T_s$			-	-	-
9	$13168 \cdot T_s$			-	-	-

Table 9.2: Uplink-downlink configurations

Uplink-downlink configuration	Downlink-to-Uplink Switch-point periodicity	Subframe number									
		0	1	2	3	4	5	6	7	8	9
0	5 ms	D	S	U	U	U	D	S	U	U	U
1	5 ms	D	S	U	U	D	D	S	U	U	D
2	5 ms	D	S	U	D	D	D	S	U	D	D
3	10 ms	D	S	U	U	U	D	D	D	D	D
4	10 ms	D	S	U	U	D	D	D	D	D	D
5	10 ms	D	S	U	D	D	D	D	D	D	D
6	5 ms	D	S	U	U	U	D	S	U	U	D

Duty factor is calculated by:

Duty factor = uplink frame*6+UpPTS*2/one frame length

$$= (30720 \cdot T_s * 6 + 5120 \cdot T_s * 2) / 307200 \cdot T_s$$

$$= 0.633$$

9.5 Bluetooth & Wi-Fi Measurement Procedures for SAR

Normal network operating configurations are not suitable for measuring the SAR of 802.11 transmitters in general. Unpredictable fluctuations in network traffic and antenna diversity conditions can introduce undesirable variations in SAR results. The SAR for these devices should be measured using chipset based test mode software to ensure that the results are consistent and reliable.

Chipset based test mode software is hardware dependent and generally varies among manufacturers. The device operating parameters established in a test mode for SAR measurements must be identical to those programmed in production units, including output power levels, amplifier gain settings and other RF performance tuning parameters. The test frequencies should correspond to actual channel frequencies defined for domestic use. SAR for devices with switched diversity should be measured with only one antenna transmitting at a time during each SAR measurement, according to a fixed modulation and data rate. The same data pattern should be used for all measurements.

9.6 Power Drift

To control the output power stability during the SAR test, DASY5 system calculates the power drift by measuring the E-field at the same location at the beginning and at the end of the measurement for each test position. These drift values can be found in section 14 labeled as: (Power Drift [dB]). This ensures that the power drift during one measurement is within 5%.

10 Area Scan Based 1-g SAR

10.1 Requirement of KDB

According to the KDB447498 D01, when the implementation is based the specific polynomial fit algorithm as presented at the 29th Bioelectromagnetics Society meeting (2007) and the estimated 1-gSAR is ≤ 1.2 W/kg, a zoom scan measurement is not required provided it is also not needed for any other purpose; for example, if the peak SAR location required for simultaneous transmission SAR test exclusion can be determined accurately by the SAR system or manually to discriminate between distinctive peaks and scattered noisy SAR distributions from area scans.

There must not be any warning or alert messages due to various measurement concerns identified by the SAR system; for example, noise in measurements, peaks too close to scan boundary, peaks are too sharp, spatial resolution and uncertainty issues etc. The SAR system verification must also demonstrate that the area scan estimated 1-g SAR is within 3% of the zoom scan 1-g SAR (See Annex B). When all the SAR results for each exposure condition in a frequency band and wireless mode are based on estimated 1-g SAR, the 1-g SAR for the highest SAR configuration must be determined by a zoom scan.

10.2 Fast SAR Algorithms

The approach is based on the area scan measurement applying a frequency dependent attenuation parameter. This attenuation parameter was empirically determined by analyzing a large number of phones. The MOTOROLA FAST SAR was developed and validated by the MOTOROLA Research Group in Ft. Lauderdale.

In the initial study, an approximation algorithm based on Linear fit was developed. The accuracy of the algorithm has been demonstrated across a broad frequency range (136-2450 MHz) and for both 1- and 10-g averaged SAR using a sample of 264 SAR measurements from 55 wireless handsets. For the sample size studied, the root-mean-squared errors of the algorithm are 1.2% and 5.8% for 1- and 10-g averaged SAR, respectively. The paper describing the algorithm in detail is expected to be published in August 2004 within the Special Issue of Transactions on MTT.

In the second step, the same research group optimized the fitting algorithm to an Polynomial fit whereby the frequency validity was extended to cover the range 30-6000MHz. Details of this study can be found in the BEMS 2007 Proceedings.

Both algorithms are implemented in DASY software.

11 Conducted Output Power

This device has several different power modes for head, body-worn, hotspot SAR compliance; power selection is determined by the device's positioning and usage scenarios. The details of test scenarios categorization in the table below

Table11.1: Summary of Receiver detection mechanism-Main antenna

Antenna	Head Receiver ON + P-sensor ON + Cellular (Call/Data) + WLAN OFF	Hotspot Receiver off+ Hotspot on	Body worn SAR sensor ON + Cellular (Call/Data) + WLAN OFF
Main Antenna	DSI2	DSI1	DSI4

11.1 GSM Measurement result

GSM850 DSI 1/2/4

GSM 850 Speech (GMSK)	Measured Power (dBm)			Tune up	calculation	Averaged Power (dBm)		
	251	190	128			251	190	128
1 Txslot	32.34	32.31	32.10	33.00				
GSM 850 GPRS (GMSK)	Measured Power (dBm)				calculation	Averaged Power (dBm)		
	251	190	128			251	190	128
1 Txslot	32.33	32.28	32.06	33.00	-9.03	23.30	23.25	23.03
2 Txslots	31.67	31.64	31.42	32.00	-6.02	25.65	25.62	25.40
3Txslots	30.04	30.02	29.81	30.50	-4.26	25.78	25.76	25.55
4 Txslots	28.95	28.93	28.73	29.50	-3.01	25.94	25.92	25.72
GSM 850 EGPRS (GMSK)	Measured Power (dBm)				calculation	Averaged Power (dBm)		
	251	190	128			251	190	128
1 Txslot	32.31	32.25	32.04	33.00	-9.03	23.28	23.22	23.01
2 Txslots	31.65	31.61	31.39	32.00	-6.02	25.63	25.59	25.37
3Txslots	30.03	29.99	29.79	30.50	-4.26	25.77	25.73	25.53
4 Txslots	28.94	28.90	28.71	29.50	-3.01	25.93	25.89	25.70
GSM 850 EGPRS (8PSK)	Measured Power (dBm)				calculation	Averaged Power (dBm)		
	251	190	128			251	190	128
1 Txslot	26.85	26.49	26.64	28.00	-9.03	17.82	17.46	17.61
2 Txslots	25.46	25.43	25.70	27.00	-6.02	19.44	19.41	19.68
3Txslots	23.22	23.22	23.48	24.50	-4.26	18.96	18.96	19.22
4 Txslots	22.03	22.18	22.28	23.50	-3.01	19.02	19.17	19.27

GSM1900 DSI 2/4

GSM 1900 Speech (GMSK)	Measured Power (dBm)			Tune up	calculation	Averaged Power (dBm)		
	810	661	512			810	661	512

1 Txslot	29.54	29.68	29.80	30.00				
GSM 1900 GPRS (GMSK)	Measured Power (dBm)				calculation	Averaged Power (dBm)		
	251	190	128			251	190	128
1 Txslot	29.58	29.71	29.82	30.50	-9.03	20.55	20.68	20.79
2 Txslots	28.74	28.75	28.76	29.50	-6.02	22.72	22.73	22.74
3Txslots	26.83	26.88	26.95	27.50	-4.26	22.57	22.62	22.69
4 Txslots	25.76	25.79	25.85	26.50	-3.01	22.75	22.78	22.84
GSM 1900 EGPRS (GMSK)	Measured Power (dBm)				calculation	Averaged Power (dBm)		
	810	661	512			810	661	512
1 Txslot	29.59	29.71	29.82	30.50	-9.03	20.56	20.68	20.79
2 Txslots	28.74	28.76	28.76	29.50	-6.02	22.72	22.74	22.74
3Txslots	26.83	26.89	26.95	27.50	-4.26	22.57	22.63	22.69
4 Txslots	25.77	25.79	25.85	26.50	-3.01	22.76	22.78	22.84
GSM 1900 EGPRS (8PSK)	Measured Power (dBm)				calculation	Averaged Power (dBm)		
	810	661	512			810	661	512
1 Txslot	26.17	26.05	26.46	27.50	-9.03	17.14	17.02	17.43
2 Txslots	25.12	25.77	25.29	26.50	-6.02	19.10	19.75	19.27
3Txslots	23.10	23.00	23.27	24.50	-4.26	18.84	18.74	19.01
4 Txslots	21.94	21.70	22.14	23.00	-3.01	18.93	18.69	19.13

GSM1900 DSI 1

GSM 1900 GPRS (GMSK)	Measured Power (dBm)				calculation	Averaged Power (dBm)		
	251	190	128			251	190	128
1 Txslot	27.26	27.30	27.22	28.00	-9.03	18.23	18.27	18.19
2 Txslots	26.94	26.99	26.98	27.00	-6.02	20.92	20.97	20.96
3Txslots	25.97	25.96	25.98	26.00	-4.26	21.71	21.70	21.72
4 Txslots	25.38	25.38	25.28	25.50	-3.01	22.37	22.37	22.27
GSM 1900 EGPRS (GMSK)	Measured Power (dBm)				calculation	Averaged Power (dBm)		
	810	661	512			810	661	512
1 Txslot	27.20	27.23	27.17	28.00	-9.03	18.17	18.20	18.14
2 Txslots	26.97	26.93	26.96	27.00	-6.02	20.95	20.91	20.94
3Txslots	25.93	25.96	25.94	26.00	-4.26	21.67	21.70	21.68
4 Txslots	25.31	25.32	25.23	25.00	-3.01	22.30	22.31	22.22
GSM 1900 EGPRS (8PSK)	Measured Power (dBm)				calculation	Averaged Power (dBm)		
	810	661	512			810	661	512
1 Txslot	25.57	25.40	25.66	26.00	-9.03	16.54	16.37	16.63
2 Txslots	24.45	24.27	24.53	25.00	-6.02	18.43	18.25	18.51
3Txslots	22.39	22.18	22.73	24.00	-4.26	18.13	17.92	18.47
4 Txslots	21.46	21.31	21.18	23.00	-3.01	18.45	18.30	18.17

11.2 WCDMA Measurement result

WCDMA1900 DSI 2/4

Item	band	FDDII result			
	ARFCN	9538 (1907.6MHz)	9400 (1880MHz)	9262 (1852.4MHz)	Tune up
WCDMA	\	23.67	23.71	23.85	24.50
HSUPA	1	20.48	20.49	20.06	21.00
	2	19.98	19.97	20.07	21.00
	3	20	20.01	20.10	22.00
	4	19.49	19.54	19.61	20.50
	5	20.97	20.99	21.08	22.00
HSPA+		21.45	21.54	21.68	23.00
DC-HSDPA	1	22.12	22.09	22.15	23.00
	2	21.97	22.03	22.14	23.00
	3	21.64	21.56	21.65	22.50
	4	21.6	21.53	21.63	22.50

WCDMA1900 DSI 1

Item	band	FDDII result			
	ARFCN	9538 (1907.6MHz)	9400 (1880MHz)	9262 (1852.4MHz)	Tune up
WCDMA	\	19.91	19.79	19.86	21.50
HSUPA	1	17.48	17.37	17.45	18.00
	2	16.98	16.87	16.95	18.00
	3	17.84	17.71	17.79	18.00
	4	16.48	16.35	16.44	17.00
	5	17.78	17.66	17.73	18.50
HSPA+		18.34	18.19	18.31	19.00
DC-HSDPA	1	18.76	18.70	18.79	19.50
	2	18.64	18.53	18.77	19.50
	3	18.28	18.24	18.30	19.00
	4	18.26	18.21	18.27	19.00

WCDMA1700 DSI 2/4

Item	band	FDDIV result			
	ARFCN	1513 (1752.6MHz)	1412 (1732.4MHz)	1312 (1712.4MHz)	Tune up

WCDMA	\	23.55	23.64	23.74	24.50
HSUPA	1	20.56	20.61	20.73	21.00
	2	20.04	20.14	20.24	21.00
	3	20.07	20.15	20.25	22.00
	4	19.59	19.65	19.78	20.50
	5	21.05	21.13	21.24	22.00
HSPA+		21.64	21.71	21.80	23.00
DC-HSDPA	1	22.05	22.14	22.27	23.00
	2	22.04	22.13	22.26	23.00
	3	21.57	21.68	21.78	22.50
	4	21.52	21.61	21.75	22.50

WCDMA1700 DSI 1

Item	band	FDDIV result			
	ARFCN	1513 (1752.6MHz)	1412 (1732.4MHz)	1312 (1712.4MHz)	Tune up
WCDMA	\	20.08	20.12	20.26	21.50
HSUPA	1	17.15	17.76	17.85	18.00
	2	17.17	17.28	17.41	18.00
	3	18.21	18.32	18.41	19.00
	4	16.68	16.79	16.87	18.00
	5	18.14	18.25	18.36	18.50
HSPA+		18.54	18.78	18.83	19.00
DC-HSDPA	1	18.92	19.08	19.19	19.50
	2	18.84	18.94	19.08	19.50
	3	18.44	18.62	18.75	19.00
	4	18.43	18.58	18.69	19.00

WCDMA850 DSI 1/2/4

Item	band	FDDV result			Tune up
	ARFCN	4233 (846.6MHz)	4183 (836.6MHz)	4132 (826.4MHz)	
WCDMA	\	23.62	23.68	23.75	25.00
HSUPA	1	20.61	20.69	20.79	21.00
	2	20.1	20.18	20.27	21.00

	3	21.12	21.22	21.31	22.00
	4	19.61	19.71	19.77	20.50
	5	21.12	21.17	21.25	22.00
HSPA+		21.62	21.72	21.79	23.00
DC-HSDPA	1	21.3	21.27	21.39	23.00
	2	21.32	21.26	21.38	23.00
	3	20.86	20.84	20.91	22.50
	4	20.83	20.80	20.89	22.50

11.3 LTE Measurement result

The maximum output power(Tune-up Limit)

	DSI1	DSI2	DSI4
BAND	Tune - up		
LTE B7	22	24	24
LTE B12	25	25	25
LTE B13	24	24	24
LTE B25/2	22	25	25
LTE B26/5	25	25	25
LTE B41 PC2	23	20	25
LTE B41 PC3	21	18	23
LTE B66/4	22	25	25
LTE B71	25	25	25
ENDC-LTEB2 ANT1	19	25	22
ENDC-LTEB2 ANT2	22	24	24
ENDC-LTEB66 ANT1	22	25	25
ENDC-LTEB66 ANT2	24	24	24

The following tests were conducted according to the test requirements outlined in section 6.2 of the 3GPP TS36.101 specification. UE Power Class: 3 (23 +/- 2dBm). The allowed Maximum Power Reduction (MPR) for the maximum output power due to higher order modulation and transmit bandwidth configuration (resource blocks) is specified in Table 6.2.3-1 of the 3GPP TS36.101.

Table 6.2.3-1: Maximum Power Reduction (MPR) for Power Class 1, 2 and 3

Modulation	Channel bandwidth / Transmission bandwidth (N _{RB})						MPR (dB)
	1.4 MHz	3.0 MHz	5 MHz	10 MHz	15 MHz	20 MHz	
QPSK	> 5	> 4	> 8	> 12	> 16	> 18	≤ 1
16 QAM	≤ 5	≤ 4	≤ 8	≤ 12	≤ 16	≤ 18	≤ 1
16 QAM	> 5	> 4	> 8	> 12	> 16	> 18	≤ 2
64 QAM	≤ 5	≤ 4	≤ 8	≤ 12	≤ 16	≤ 18	≤ 2
64 QAM	> 5	> 4	> 8	> 12	> 16	> 18	≤ 3
256 QAM	≥ 1						≤ 5

LTE B7 DSI 2/4

Band 7					
Bandwidth (MHz)	RB allocation	Frequency (MHz)	Actual output power (dBm)		
	RB offset		QPSK	16QAM	64QAM
5MHz	1RB-High (24)	2567.5	23.47	22.63	21.55
		2535	23.38	22.55	21.44
		2502.5	23.36	22.51	21.49
	1RB-Middle (12)	2567.5	23.51	22.69	21.64
		2535	23.36	22.49	21.46
		2502.5	23.36	22.61	21.43
	1RB-Low (0)	2567.5	23.50	22.68	21.58
		2535	23.39	22.49	21.42
		2502.5	23.40	22.60	21.54
	12RB-High (13)	2567.5	22.43	21.39	20.41
		2535	22.29	21.23	20.32
		2502.5	22.27	21.30	20.35
	12RB-Middle (6)	2567.5	22.46	21.44	20.44
		2535	22.30	21.24	20.31
		2502.5	22.26	21.30	20.25
	12RB-Low (0)	2567.5	22.55	21.48	20.54
		2535	22.33	21.34	20.31
		2502.5	22.31	21.29	20.36
	25RB (0)	2567.5	22.50	21.46	20.42
		2535	22.32	21.36	20.29
		2502.5	22.33	21.33	20.33
10MHz	1RB-High (49)	2565	23.47	22.61	21.56
		2535	23.38	22.53	21.43
		2505	23.32	22.49	21.41
	1RB-Middle (24)	2565	23.53	22.62	21.60
		2535	23.43	22.52	21.43
		2505	23.40	22.68	21.43
	1RB-Low (0)	2565	23.52	22.64	21.55
		2535	23.38	22.41	21.44
		2505	23.38	22.54	21.03
	25RB-High (25)	2565	22.45	21.46	20.39
		2535	22.36	21.33	20.28
		2505	22.31	21.32	20.23
	25RB-Middle (12)	2565	22.52	21.50	20.50
		2535	22.37	21.36	20.34
		2505	22.31	21.32	20.24
	25RB-Low (0)	2565	22.51	21.54	20.53
		2535	22.32	21.35	20.32
		2505	22.31	21.34	20.26
	50RB (0)	2565	22.45	21.44	20.40
		2535	22.36	21.36	20.28

		2505	22.28	21.32	20.24
15MHz	1RB-High (74)	2562.5	23.42	22.66	21.52
		2535	23.31	22.50	21.40
		2507.5	23.21	22.51	21.31
	1RB-Middle (37)	2562.5	23.52	22.72	21.60
		2535	23.36	22.50	21.43
		2507.5	23.31	22.55	21.37
	1RB-Low (0)	2562.5	23.47	22.73	21.49
		2535	23.31	22.55	21.36
		2507.5	23.31	22.58	21.36
	36RB-High (38)	2562.5	22.43	21.46	20.42
		2535	22.32	21.26	20.30
		2507.5	22.27	21.16	20.24
	36RB-Middle (19)	2562.5	22.47	21.42	20.39
		2535	22.38	21.36	20.29
		2507.5	22.31	21.23	20.24
	36RB-Low (0)	2562.5	22.43	21.47	20.41
		2535	22.33	21.27	20.28
		2507.5	22.23	21.22	20.23
75RB (0)	2562.5	22.47	21.43	20.34	
	2535	22.34	21.25	20.31	
	2507.5	22.25	21.27	20.19	
20MHz	1RB-High (99)	2560	23.42	22.56	21.57
		2535	23.34	22.53	21.43
		2510	23.19	22.32	21.32
	1RB-Middle (50)	2560	23.53	22.75	21.59
		2535	23.43	22.64	21.46
		2510	23.29	22.55	21.39
	1RB-Low (0)	2560	23.39	22.55	21.44
		2535	23.29	22.46	21.31
		2510	23.27	22.57	21.36
	50RB-High (50)	2560	22.40	21.44	20.43
		2535	22.33	21.31	20.34
		2510	22.31	21.22	20.19
	50RB-Middle (25)	2560	22.54	21.46	20.43
		2535	22.43	21.41	20.35
		2510	22.39	21.28	20.28
	50RB-Low (0)	2560	22.53	21.59	20.55
		2535	22.36	21.33	20.28
		2510	22.34	21.29	20.27
	100RB (0)	2560	22.50	21.47	20.40
		2535	22.29	21.34	20.30
		2510	22.29	21.19	20.22

LTE B7 DSI 1

Band 7					
Bandwidth (MHz)	RB allocation	Frequency (MHz)	Actual output power (dBm)		
	RB offset		QPSK	16QAM	64QAM
5MHz	1RB-High (24)	2567.5	21.83	20.99	19.86
		2535	21.71	21.00	19.82
		2502.5	21.67	20.96	19.76
	1RB-Middle (12)	2567.5	21.79	21.04	19.90
		2535	21.68	20.97	19.80
		2502.5	21.64	20.94	19.82
	1RB-Low (0)	2567.5	21.80	20.99	19.89
		2535	21.68	20.96	19.77
		2502.5	21.66	21.00	19.81
	12RB-High (13)	2567.5	20.82	19.77	18.70
		2535	20.65	19.62	18.55
		2502.5	20.65	19.58	18.62
	12RB-Middle (6)	2567.5	20.79	19.74	18.75
		2535	20.65	19.60	18.61
		2502.5	20.57	19.59	18.60
	12RB-Low (0)	2567.5	20.87	19.77	18.87
		2535	20.68	19.72	18.68
		2502.5	20.66	19.58	18.59
	25RB (0)	2567.5	20.77	19.80	18.74
		2535	20.67	19.65	18.64
		2502.5	20.63	19.62	18.56
10MHz	1RB-High (49)	2565	21.79	20.92	19.89
		2535	21.68	20.84	19.74
		2505	21.63	20.88	19.77
	1RB-Middle (24)	2565	21.79	20.87	19.96
		2535	21.70	20.97	19.85
		2505	21.66	20.86	19.82
	1RB-Low (0)	2565	21.76	20.93	20.01
		2535	21.67	20.93	19.74
		2505	21.63	20.94	19.71
	25RB-High (25)	2565	20.74	19.70	18.68
		2535	20.66	19.69	18.67
		2505	20.61	19.61	18.50
	25RB-Middle (12)	2565	20.74	19.81	18.76
		2535	20.64	19.69	18.68
		2505	20.64	19.58	18.55
	25RB-Low (0)	2565	20.84	19.82	18.82
		2535	20.67	19.69	18.64
		2505	20.59	19.56	18.55
	50RB (0)	2565	20.78	19.77	18.75
		2535	20.66	19.63	18.64
		2505	20.61	19.56	18.52
15MHz	1RB-High (74)	2562.5	21.71	20.92	19.79

	1RB-Middle (37)	2535	21.58	20.89	19.70	
		2507.5	21.54	20.88	19.64	
		2562.5	21.76	20.91	19.92	
	1RB-Low (0)	2535	21.68	20.92	19.86	
		2507.5	21.54	20.78	19.64	
		2562.5	21.69	20.91	19.84	
	36RB-High (38)	2535	21.61	20.90	19.79	
		2507.5	21.54	20.93	19.69	
		2562.5	20.71	19.67	18.71	
	36RB-Middle (19)	2535	20.58	19.59	18.64	
		2507.5	20.57	19.61	18.57	
		2562.5	20.73	19.72	18.69	
	36RB-Low (0)	2535	20.61	19.61	18.63	
		2507.5	20.57	19.52	18.51	
		2562.5	20.75	19.72	18.72	
75RB (0)	2535	20.61	19.65	18.67		
	2507.5	20.50	19.56	18.50		
	2562.5	20.74	19.73	18.63		
20MHz	1RB-High (99)	2535	20.63	19.62	18.56	
		2507.5	20.57	19.52	18.51	
		2560	21.09	20.35	19.23	
	1RB-Middle (50)	2535	20.98	20.11	19.05	
		2510	21.15	20.42	19.24	
		2560	21.11	20.39	19.21	
	1RB-Low (0)	2535	21.14	20.42	19.27	
		2510	21.29	20.43	19.36	
		2560	21.02	20.21	19.13	
	50RB-High (50)	2535	21.20	20.35	19.16	
		2510	21.22	20.49	19.37	
		2560	20.10	19.05	18.02	
	50RB-Middle (25)	2535	20.03	19.01	18.07	
		2510	20.29	19.19	18.18	
		2560	20.17	19.15	18.08	
	50RB-Low (0)	2535	20.11	19.10	18.12	
		2510	20.30	19.30	18.21	
		2560	20.15	19.13	18.06	
	100RB (0)	2535	20.22	19.13	18.08	
		2510	20.20	19.15	18.19	
		2560	20.10	18.99	18.06	
			2535	20.10	19.04	18.02
			2510	20.24	19.20	18.20

LTE B12 DSI 1/2/4

Band 12

Bandwidth (MHz)	RB allocation	Frequency (MHz)	Actual output power (dBm)		
	RB offset		QPSK	16QAM	64QAM
1.4MHz	1RB-High	715.3	24.20	23.25	22.29
		707.5	24.05	23.28	22.23
		699.7	24.18	23.26	22.35
	1RB-Middle (3)	715.3	24.21	23.35	22.32
		707.5	24.08	23.38	22.14
		699.7	24.15	23.31	22.28
	1RB-Low (0)	715.3	24.17	23.34	22.22
		707.5	24.10	23.31	22.25
		699.7	24.12	23.36	22.24
	3RB-High (3)	715.3	24.17	23.17	22.23
		707.5	24.15	23.07	22.12
		699.7	24.15	23.16	22.17
	3RB-Middle (1)	715.3	24.17	23.23	22.21
		707.5	24.09	23.17	22.13
		699.7	24.11	23.17	22.19
	3RB-Low (0)	715.3	24.13	23.20	22.19
		707.5	24.11	23.10	22.12
		699.7	24.11	23.05	22.18
	6RB (0)	715.3	23.20	22.23	21.10
		707.5	23.10	22.16	21.05
		699.7	23.11	22.16	21.02
3MHz	1RB-High (14)	714.5	24.13	23.30	22.30
		707.5	24.11	23.33	22.26
		700.5	24.12	23.29	22.23
	1RB-Middle (7)	714.5	24.19	23.38	22.29
		707.5	24.08	23.27	22.31
		700.5	24.18	23.39	22.31
	1RB-Low (0)	714.5	24.14	23.35	22.19
		707.5	24.11	23.33	22.25
		700.5	24.14	23.37	22.23
	8RB-High (7)	714.5	23.17	22.21	21.15
		707.5	23.04	22.15	21.04
		700.5	23.13	22.14	21.10
	8RB-Middle (4)	714.5	23.17	22.19	21.12
		707.5	23.10	22.13	21.07
		700.5	23.11	22.16	21.13
	8RB-Low (0)	714.5	23.14	22.21	21.13
		707.5	23.06	22.07	21.08
		700.5	23.11	22.18	21.09
	15RB (0)	714.5	23.12	22.16	21.14
		707.5	23.04	22.12	21.02
		700.5	23.09	22.16	21.08
5MHz	1RB-High (24)	713.5	24.20	23.33	22.28
		707.5	24.13	23.34	22.16
		701.5	24.23	23.46	22.32
	1RB-Middle	713.5	24.21	23.36	22.25

	(12)	707.5	24.13	23.40	22.31
		701.5	24.21	23.35	22.33
		713.5	24.18	23.46	22.28
	1RB-Low (0)	707.5	24.19	23.46	22.29
		701.5	24.18	23.45	22.25
		713.5	23.11	22.08	21.14
	12RB-High (13)	707.5	23.07	22.05	21.11
		701.5	23.10	22.07	21.07
		713.5	23.15	22.11	21.15
	12RB-Middle (6)	707.5	23.09	22.08	21.15
		701.5	23.12	22.14	21.15
		713.5	23.20	22.14	21.23
	12RB-Low (0)	707.5	23.09	22.17	21.07
		701.5	23.09	22.13	21.15
		713.5	23.16	22.15	21.12
	25RB (0)	707.5	23.10	22.08	21.09
		701.5	23.11	22.17	21.14
		711	24.18	23.39	22.26
10MHz	1RB-High (49)	707.5	24.16	23.35	22.21
		704	24.12	23.38	22.28
		711	24.25	23.34	22.32
	1RB-Middle (24)	707.5	24.18	23.45	22.28
		704	24.25	23.38	22.34
		711	24.26	23.37	22.26
	1RB-Low (0)	707.5	24.18	23.40	22.20
		704	24.27	23.44	22.35
		711	23.12	22.10	21.12
	25RB-High (25)	707.5	23.19	22.13	21.10
		704	23.13	22.17	21.08
		711	23.12	22.16	21.14
	25RB-Middle (12)	707.5	23.17	22.12	21.10
		704	23.16	22.16	21.13
		711	23.08	22.16	21.09
	25RB-Low (0)	707.5	23.20	22.17	21.17
		704	23.21	22.14	21.12
		711	23.11	22.10	21.08
50RB (0)	707.5	23.15	22.13	21.08	
	704	23.18	22.11	21.10	

LTE B13 DSI 1/2/4

Band 13					
Bandwidth (MHz)	RB allocation	Frequency (MHz)	Actual output power (dBm)		
	RB offset		QPSK	16QAM	64QAM
5MHz	1RB-High (24)	784.5	23.30	22.48	21.44
		782	23.23	22.47	21.31

	1RB-Middle (12)	779.5	23.21	22.51	21.33	
		784.5	23.26	22.46	21.40	
		782	23.25	22.54	21.43	
	1RB-Low (0)	779.5	23.18	22.29	21.31	
		784.5	23.25	22.52	21.34	
		782	23.21	22.52	21.36	
	12RB-High (13)	779.5	23.26	22.42	21.39	
		784.5	22.17	21.15	20.17	
		782	22.17	21.13	20.18	
	12RB-Middle (6)	779.5	22.16	21.14	20.15	
		784.5	22.20	21.24	20.21	
		782	22.15	21.19	20.16	
	12RB-Low (0)	779.5	22.13	21.10	20.12	
		784.5	22.20	21.16	20.20	
		782	22.19	21.13	20.21	
	25RB (0)	779.5	22.05	21.08	20.07	
		784.5	22.21	21.24	20.21	
		782	22.17	21.18	20.16	
	10MHz	1RB-High (49)	779.5	22.12	21.10	20.12
			784.5	23.23	22.38	21.27
			782	23.26	22.53	21.35
1RB-Middle (24)		782	23.24	22.39	21.33	
		25RB-High (25)	782	22.19	21.23	20.22
25RB-Middle (12)		782	22.23	21.19	20.18	
25RB-Low (0)		782	22.03	21.06	20.05	
50RB (0)	782	22.13	21.12	20.13		

LTE B25 DSI 2/4

Band 25					
Bandwidth (MHz)	RB allocation RB offset	Frequency (MHz)	Actual output power (dBm)		
			QPSK	16QAM	64QAM
1.4MHz	1RB-High (5)	1914.3 (26683)	24.35	23.56	22.46
		1882.5 (26365)	24.33	23.48	22.53
		1850.7 (26047)	24.32	23.56	22.44
	1RB-Middle (3)	1914.3 (26683)	24.33	23.49	22.45
		1882.5 (26365)	24.31	23.53	22.40
		1850.7 (26047)	24.36	23.70	22.52
	1RB-Low (0)	1914.3 (26683)	24.35	23.62	22.50
		1882.5 (26365)	24.30	23.57	22.51
		1850.7 (26047)	24.42	23.57	22.54
	3RB-High (3)	1914.3 (26683)	24.39	23.38	22.43
		1882.5 (26365)	24.31	23.26	22.32
		1850.7 (26047)	24.36	23.29	22.36
	3RB-Middle (1)	1914.3 (26683)	24.38	23.39	22.43
		1882.5 (26365)	24.30	23.34	22.35
		1850.7 (26047)	24.35	23.36	22.43
	3RB-Low (0)	1914.3 (26683)	24.36	23.42	22.42
		1882.5 (26365)	24.30	23.34	22.31
		1850.7 (26047)	24.38	23.41	22.46
	6RB (0)	1914.3 (26683)	23.36	22.43	21.30
		1882.5 (26365)	23.30	22.40	21.27

		1850.7 (26047)	23.35	22.41	21.30
3MHz	1RB-High (14)	1913.5 (26675)	24.35	23.55	22.52
		1882.5 (26365)	24.32	23.50	22.42
		1851.5 (26055)	24.32	23.63	22.48
	1RB-Middle (7)	1913.5 (26675)	24.35	23.64	22.48
		1882.5 (26365)	24.36	23.64	22.57
		1851.5 (26055)	24.32	23.62	22.49
	1RB-Low (0)	1913.5 (26675)	24.35	23.61	22.40
		1882.5 (26365)	24.27	23.53	22.46
		1851.5 (26055)	24.43	23.69	22.49
	8RB-High (7)	1913.5 (26675)	23.36	22.43	21.33
		1882.5 (26365)	23.32	22.36	21.32
		1851.5 (26055)	23.32	22.44	21.37
	8RB-Middle (4)	1913.5 (26675)	23.37	22.45	21.38
		1882.5 (26365)	23.26	22.39	21.32
		1851.5 (26055)	23.31	22.41	21.37
	8RB-Low (0)	1913.5 (26675)	23.36	22.39	21.41
		1882.5 (26365)	23.29	22.34	21.29
		1851.5 (26055)	23.34	22.38	21.34
15RB (0)	1913.5 (26675)	23.35	22.38	21.32	
	1882.5 (26365)	23.32	22.32	21.24	
	1851.5 (26055)	23.34	22.36	21.29	
5MHz	1RB-High (24)	1912.5 (26665)	24.40	23.58	22.51
		1882.5 (26365)	24.36	23.61	22.45
		1852.5 (26065)	24.36	23.54	22.44
	1RB-Middle (12)	1912.5 (26665)	24.37	23.66	22.54
		1882.5 (26365)	24.41	23.68	22.45
		1852.5 (26065)	24.39	23.63	22.56
	1RB-Low (0)	1912.5 (26665)	24.38	23.65	22.55
		1882.5 (26365)	24.33	23.56	22.39
		1852.5 (26065)	24.43	23.74	22.57
	12RB-High (13)	1912.5 (26665)	23.32	22.30	21.30
		1882.5 (26365)	23.34	22.28	21.26
		1852.5 (26065)	23.29	22.29	21.30
	12RB-Middle (6)	1912.5 (26665)	23.41	22.42	21.42
		1882.5 (26365)	23.33	22.28	21.30
		1852.5 (26065)	23.32	22.29	21.35
	12RB-Low (0)	1912.5 (26665)	23.41	22.39	21.43
		1882.5 (26365)	23.32	22.28	21.35
		1852.5 (26065)	23.39	22.33	21.34
25RB (0)	1912.5 (26665)	23.40	22.36	21.34	
	1882.5 (26365)	23.30	22.31	21.28	
	1852.5 (26065)	23.38	22.35	21.36	
10MHz	1RB-High (49)	1910 (26640)	24.40	23.67	22.50
		1882.5 (26365)	24.32	23.60	22.45
		1855 (26090)	24.32	23.52	22.48
	1RB-Middle (24)	1910 (26640)	24.37	23.50	22.51
		1882.5 (26365)	24.40	23.65	22.51
		1855 (26090)	24.38	23.59	22.49
	1RB-Low (0)	1910 (26640)	24.38	23.66	22.42
		1882.5 (26365)	24.29	23.45	22.41
		1855 (26090)	24.42	23.72	22.55
	25RB-High (25)	1910 (26640)	23.35	22.33	21.34
1882.5 (26365)		23.35	22.33	21.34	

	25RB-Middle (12)	1855 (26090)	23.36	22.38	21.30	
		1910 (26640)	23.43	22.42	21.41	
		1882.5 (26365)	23.29	22.30	21.28	
	25RB-Low (0)	1855 (26090)	23.34	22.33	21.31	
		1910 (26640)	23.39	22.44	21.45	
		1882.5 (26365)	23.37	22.37	21.32	
	50RB (0)	1855 (26090)	23.39	22.38	21.33	
		1910 (26640)	23.38	22.38	21.35	
		1882.5 (26365)	23.39	22.37	21.32	
	15MHz	1RB-High (74)	1855 (26090)	23.38	22.32	21.34
			1907.5 (26615)	24.33	23.55	22.51
			1882.5 (26365)	24.25	23.49	22.37
1RB-Middle (37)		1857.5 (26115)	24.23	23.38	22.32	
		1907.5 (26615)	24.36	23.58	22.54	
		1882.5 (26365)	24.35	23.54	22.39	
1RB-Low (0)		1857.5 (26115)	24.36	23.58	22.53	
		1907.5 (26615)	24.40	23.46	22.43	
		1882.5 (26365)	24.25	23.48	22.39	
36RB-High (38)		1857.5 (26115)	24.38	23.63	22.48	
		1907.5 (26615)	23.29	22.31	21.32	
		1882.5 (26365)	23.25	22.28	21.28	
36RB-Middle (19)		1857.5 (26115)	23.25	22.25	21.25	
		1907.5 (26615)	23.39	22.39	21.36	
		1882.5 (26365)	23.28	22.27	21.33	
36RB-Low (0)		1857.5 (26115)	23.33	22.35	21.32	
		1907.5 (26615)	23.38	22.40	21.39	
		1882.5 (26365)	23.27	22.28	21.31	
75RB (0)		1857.5 (26115)	23.39	22.34	21.33	
		1907.5 (26615)	23.37	22.40	21.31	
		1882.5 (26365)	23.36	22.33	21.30	
20MHz		1RB-High (99)	1857.5 (26115)	23.30	22.28	21.27
			1905 (26590)	24.31	23.55	22.41
			1882.5 (26365)	24.34	23.54	22.46
	1RB-Middle (50)	1860 (26140)	24.27	23.54	22.39	
		1905 (26590)	24.41	23.65	22.58	
		1882.5 (26365)	24.48	23.66	22.56	
	1RB-Low (0)	1860 (26140)	24.43	23.57	22.56	
		1905 (26590)	24.36	23.64	22.55	
		1882.5 (26365)	24.28	23.58	22.41	
	50RB-High (50)	1860 (26140)	24.37	23.67	22.41	
		1905 (26590)	23.31	22.26	21.28	
		1882.5 (26365)	23.41	22.33	21.37	
	50RB-Middle (25)	1860 (26140)	23.35	22.39	21.35	
		1905 (26590)	23.39	22.38	21.41	
		1882.5 (26365)	23.44	22.43	21.36	
	50RB-Low (0)	1860 (26140)	23.43	22.41	21.39	
		1905 (26590)	23.39	22.40	21.38	
		1882.5 (26365)	23.35	22.39	21.39	
	100RB (0)	1860 (26140)	23.36	22.41	21.35	
		1905 (26590)	23.34	22.33	21.33	
		1882.5 (26365)	23.39	22.38	21.33	
			1860 (26140)	23.38	22.38	21.33

LTE B25 DSI 1

Band 25						
Bandwidth (MHz)	RB allocation RB offset	Frequency (MHz)	Actual output power (dBm)			
			QPSK	16QAM	64QAM	
1.4MHz	1RB-High (5)	1914.3 (26683)	21.05	20.39	19.36	
		1882.5 (26365)	21.08	20.44	19.37	
		1850.7 (26047)	21.14	20.52	19.43	
	1RB-Middle (3)	1914.3 (26683)	21.05	20.46	19.40	
		1882.5 (26365)	21.12	20.32	19.43	
		1850.7 (26047)	21.14	20.36	19.50	
	1RB-Low (0)	1914.3 (26683)	21.04	20.42	19.42	
		1882.5 (26365)	21.03	20.36	19.37	
		1850.7 (26047)	21.17	20.44	19.39	
	3RB-High (3)	1914.3 (26683)	21.12	20.16	19.39	
		1882.5 (26365)	21.03	20.08	19.27	
		1850.7 (26047)	21.15	20.10	19.33	
	3RB-Middle (1)	1914.3 (26683)	21.12	20.13	19.33	
		1882.5 (26365)	21.09	20.09	19.30	
		1850.7 (26047)	21.14	20.16	19.36	
	3RB-Low (0)	1914.3 (26683)	21.12	20.01	19.35	
		1882.5 (26365)	21.07	20.05	19.26	
		1850.7 (26047)	21.15	20.11	19.37	
	6RB (0)	1914.3 (26683)	20.06	19.36	18.18	
		1882.5 (26365)	20.01	19.30	18.18	
		1850.7 (26047)	20.11	19.37	18.26	
	3MHz	1RB-High (14)	1913.5 (26675)	21.09	20.35	19.39
			1882.5	21.04	20.32	19.40

		(26365)				
		1851.5 (26055)	21.11	20.30	19.39	
		1913.5 (26675)	21.11	20.50	19.47	
	1RB-Middle (7)	1882.5 (26365)	21.05	20.34	19.38	
		1851.5 (26055)	21.21	20.33	19.52	
		1913.5 (26675)	21.08	20.44	19.44	
	1RB-Low (0)	1882.5 (26365)	21.08	20.31	19.40	
		1851.5 (26055)	21.19	20.37	19.48	
		1913.5 (26675)	20.06	19.36	18.26	
	8RB-High (7)	1882.5 (26365)	20.02	19.34	18.26	
		1851.5 (26055)	20.09	19.32	18.32	
		1913.5 (26675)	20.10	19.33	18.31	
	8RB-Middle (4)	1882.5 (26365)	20.06	19.30	18.25	
		1851.5 (26055)	20.10	19.36	18.28	
		1913.5 (26675)	20.16	19.40	18.37	
	8RB-Low (0)	1882.5 (26365)	20.08	19.29	18.27	
		1851.5 (26055)	20.13	19.39	18.30	
		1913.5 (26675)	20.11	19.31	18.30	
	15RB (0)	1882.5 (26365)	20.07	19.24	18.19	
		1851.5 (26055)	20.09	19.33	18.27	
		1912.5 (26665)	21.18	20.47	19.54	
	5MHz	1RB-High (24)	1882.5 (26365)	21.14	20.49	19.51
			1852.5 (26065)	21.16	20.43	19.37
			1912.5 (26665)	21.20	20.44	19.42
1RB-Middle (12)		1882.5 (26365)	21.14	20.48	19.37	
		1852.5 (26065)	21.11	20.35	19.50	
		1912.5 (26665)	21.15	20.46	19.48	
1RB-Low (0)		1882.5 (26365)	21.15	20.41	19.56	

		1852.5 (26065)	21.21	20.55	19.51	
	12RB-High (13)	1912.5 (26665)	20.08	19.22	18.26	
		1882.5 (26365)	20.07	19.26	18.24	
		1852.5 (26065)	20.14	19.24	18.31	
	12RB-Middle (6)	1912.5 (26665)	20.15	19.30	18.31	
		1882.5 (26365)	20.09	19.28	18.28	
		1852.5 (26065)	20.16	19.30	18.33	
	12RB-Low (0)	1912.5 (26665)	20.24	19.36	18.40	
		1882.5 (26365)	20.12	19.33	18.31	
		1852.5 (26065)	20.17	19.25	18.31	
	25RB (0)	1912.5 (26665)	20.18	19.36	18.32	
		1882.5 (26365)	20.15	19.30	18.31	
		1852.5 (26065)	20.16	19.31	18.29	
	10MHz	1RB-High (49)	1910 (26640)	21.12	20.33	19.43
			1882.5 (26365)	21.10	20.45	19.44
1855 (26090)			21.12	20.37	19.31	
1RB-Middle (24)		1910 (26640)	21.20	20.50	19.58	
		1882.5 (26365)	21.17	20.47	19.40	
		1855 (26090)	21.11	20.56	19.53	
1RB-Low (0)		1910 (26640)	21.18	20.45	19.42	
		1882.5 (26365)	21.06	20.31	19.38	
		1855 (26090)	21.20	20.42	19.54	
25RB-High (25)		1910 (26640)	20.11	19.31	18.30	
		1882.5 (26365)	20.11	19.32	18.25	
		1855 (26090)	20.11	19.27	18.26	
25RB-Middle (12)		1910 (26640)	20.18	19.38	18.36	
		1882.5 (26365)	20.08	19.28	18.30	
		1855 (26090)	20.11	19.30	18.26	

	25RB-Low (0)	1910 (26640)	20.21	19.42	18.40	
		1882.5 (26365)	20.06	19.23	18.26	
		1855 (26090)	20.11	19.27	18.30	
	50RB (0)	1910 (26640)	20.20	19.38	18.36	
		1882.5 (26365)	20.10	19.27	18.27	
		1855 (26090)	20.12	19.30	18.28	
15MHz	1RB-High (74)	1907.5 (26615)	21.10	20.51	19.44	
		1882.5 (26365)	21.02	20.40	19.42	
		1857.5 (26115)	21.03	20.23	19.32	
	1RB-Middle (37)	1907.5 (26615)	21.14	20.39	19.43	
		1882.5 (26365)	21.09	20.38	19.36	
		1857.5 (26115)	21.07	20.42	19.30	
	1RB-Low (0)	1907.5 (26615)	21.09	20.39	19.34	
		1882.5 (26365)	21.03	20.37	19.40	
		1857.5 (26115)	21.18	20.46	19.46	
	36RB-High (38)	1907.5 (26615)	20.11	19.30	18.30	
		1882.5 (26365)	20.05	19.24	18.21	
		1857.5 (26115)	20.06	19.20	18.20	
	36RB-Middle (19)	1907.5 (26615)	20.11	19.31	18.30	
		1882.5 (26365)	20.07	19.22	18.24	
		1857.5 (26115)	20.07	19.25	18.27	
	36RB-Low (0)	1907.5 (26615)	20.13	19.35	18.27	
		1882.5 (26365)	20.08	19.22	18.21	
		1857.5 (26115)	20.14	19.29	18.22	
	75RB (0)	1907.5 (26615)	20.13	19.35	18.27	
		1882.5 (26365)	20.12	19.27	18.19	
		1857.5 (26115)	20.07	19.25	18.24	
	20MHz	1RB-High (99)	1905 (26590)	20.80	20.00	19.09

		1882.5 (26365)	20.82	20.06	19.21
		1860 (26140)	20.73	20.06	19.07
	1RB-Middle (50)	1905 (26590)	20.91	20.25	19.26
		1882.5 (26365)	20.93	20.23	19.25
		1860 (26140)	20.92	20.17	19.17
	1RB-Low (0)	1905 (26590)	20.85	20.13	19.20
		1882.5 (26365)	20.73	20.00	19.13
		1860 (26140)	20.92	20.12	19.21
	50RB-High (50)	1905 (26590)	19.84	19.01	18.07
		1882.5 (26365)	19.88	19.04	18.00
		1860 (26140)	19.88	19.07	18.01
	50RB-Middle (25)	1905 (26590)	19.91	19.06	18.06
		1882.5 (26365)	19.92	19.12	18.06
		1860 (26140)	19.91	19.11	18.03
	50RB-Low (0)	1905 (26590)	19.90	19.08	18.06
		1882.5 (26365)	19.91	19.10	18.09
		1860 (26140)	19.86	19.00	18.09
	100RB (0)	1905 (26590)	19.88	19.02	18.02
1882.5 (26365)		19.91	19.04	18.05	
1860 (26140)		19.89	19.01	18.03	

LTE B26 DSI 1/2/4

Band 26

Bandwidth (MHz)	RB allocation	Frequency (MHz)	Actual output power (dBm)		
	RB offset		QPSK	16QAM	64QAM
1.4MHz	1RB-High (5)	848.3 (27033)	23.90	23.02	21.99
		831.5 (26865)	23.81	23.03	22.01
		814.7 (26697)	23.84	23.06	21.95
	1RB-Middle (3)	848.3 (27033)	23.89	23.01	22.09
		831.5 (26865)	23.87	23.11	22.05
		814.7 (26697)	23.87	23.12	22.01
	1RB-Low (0)	848.3 (27033)	23.92	23.14	22.14
		831.5 (26865)	23.84	23.13	21.96
		814.7 (26697)	23.88	23.01	22.03
	3RB-High (3)	848.3 (27033)	23.89	22.82	21.95
		831.5 (26865)	23.86	22.78	21.96
		814.7 (26697)	23.86	22.89	21.92
	3RB-Middle (1)	848.3 (27033)	23.91	22.94	21.97
		831.5 (26865)	23.87	22.84	21.94
		814.7 (26697)	23.92	22.94	21.96
	3RB-Low (0)	848.3 (27033)	23.91	22.88	21.99
		831.5 (26865)	23.89	22.88	21.83
		814.7 (26697)	23.91	22.90	22.00
	6RB (0)	848.3 (27033)	22.90	22.01	20.88
		831.5 (26865)	22.87	21.92	20.85
		814.7 (26697)	22.89	21.90	20.82
3MHz	1RB-High (14)	847.5 (27025)	23.89	23.08	21.96
		831.5	23.82	23.13	21.99
		815.5	23.82	22.96	21.96
	1RB-Middle (7)	847.5 (27025)	23.88	23.11	21.99
		831.5	23.89	23.09	22.05
		815.5	23.85	23.01	21.93

	1RB-Low (0)	847.5 (27025)	23.89	23.07	21.97
		831.5	23.87	23.12	22.07
		815.5	23.82	22.96	21.99
	8RB-High (7)	847.5 (27025)	22.84	21.97	20.89
		831.5	22.82	21.92	20.91
		815.5	22.81	21.90	20.90
	8RB-Middle (4)	847.5 (27025)	22.87	21.94	20.87
		831.5	22.82	21.90	20.86
		815.5	22.84	21.91	20.93
	8RB-Low (0)	847.5 (27025)	22.90	21.93	20.95
		831.5	22.86	21.92	20.88
		815.5	22.80	21.91	20.95
	15RB (0)	847.5 (27025)	22.90	21.94	20.90
		831.5	22.86	21.87	20.83
		815.5	22.81	21.91	20.92
5MHz	1RB-High (24)	846.5 (27015)	23.93	23.11	22.13
		831.5 (26865)	23.91	23.04	22.02
		816.5 (26715)	23.95	23.14	22.07
	1RB-Middle (12)	846.5 (27015)	23.95	23.10	22.05
		831.5 (26865)	23.88	23.10	22.07
		816.5 (26715)	23.96	23.13	21.99
	1RB-Low (0)	846.5 (27015)	23.90	23.19	22.07
		831.5 (26865)	23.95	23.19	22.14
		816.5 (26715)	23.97	23.19	22.04
	12RB-High (13)	846.5 (27015)	22.85	21.86	20.90
		831.5 (26865)	22.83	21.82	20.80
		816.5 (26715)	22.85	21.88	20.86
	12RB-Middle (6)	846.5 (27015)	22.88	21.88	20.92
		831.5 (26865)	22.85	21.85	20.87
		816.5 (26715)	22.89	21.91	20.90
	12RB-Low (0)	846.5 (27015)	22.88	21.93	20.90
		831.5 (26865)	22.85	21.81	20.90

	25RB (0)	816.5 (26715)	22.90	21.88	20.90	
		846.5 (27015)	22.86	21.93	20.83	
		831.5 (26865)	22.87	21.86	20.84	
		816.5 (26715)	22.87	21.91	20.90	
10MHz	1RB-High (49)	844 (26990)	23.90	23.09	22.00	
		831.5 (26865)	23.88	23.08	21.97	
		820 (26750)	23.87	23.02	21.96	
	1RB-Middle (24)	844 (26990)	23.95	23.17	22.08	
		831.5 (26865)	23.89	23.17	21.98	
		820 (26750)	23.95	23.06	21.96	
	1RB-Low (0)	844 (26990)	23.95	23.09	22.13	
		831.5 (26865)	23.90	23.05	22.07	
		820 (26750)	23.92	23.07	22.04	
	25RB-High (25)	844 (26990)	22.86	21.92	20.91	
		831.5 (26865)	22.86	21.82	20.81	
		820 (26750)	22.90	21.87	20.90	
	25RB-Middle (12)	844 (26990)	22.92	21.90	20.88	
		831.5 (26865)	22.85	21.86	20.82	
		820 (26750)	22.89	21.93	20.84	
	25RB-Low (0)	844 (26990)	22.90	21.95	20.98	
		831.5 (26865)	22.84	21.79	20.80	
		820 (26750)	22.90	21.89	20.89	
	50RB (0)	844 (26990)	22.88	21.88	20.87	
		831.5 (26865)	22.85	21.85	20.80	
		820 (26750)	22.87	21.86	20.85	
	15MHz	1RB-High (74)	841.5 (26965)	23.82	23.06	21.96
			831.5 (26865)	23.79	22.99	21.91
			822.5 (26775)	23.81	23.07	21.87

	1RB-Middle (37)	841.5 (26965)	23.84	22.99	22.02
		831.5 (26865)	23.84	23.15	22.01
		822.5	23.87	23.10	21.93
	1RB-Low (0)	841.5 (26965)	23.86	23.04	21.93
		831.5 (26865)	23.87	23.01	22.03
		822.5	23.89	23.11	21.92
	36RB-High (38)	841.5 (26965)	22.83	21.80	20.89
		831.5 (26865)	22.85	21.80	20.85
		822.5 (26775)	22.83	21.84	20.81
	36RB-Middle (19)	841.5 (26965)	22.87	21.85	20.87
		831.5 (26865)	22.79	21.81	20.80
		822.5 (26775)	22.80	21.86	20.87
	36RB-Low (0)	841.5 (26965)	22.94	21.90	20.93
		831.5 (26865)	22.88	21.75	20.77
		822.5 (26775)	22.96	21.90	20.87
	75RB (0)	841.5 (26965)	22.93	21.88	20.83
		831.5 (26865)	22.79	21.83	20.81
		822.5 (26775)	22.87	21.85	20.83

LTE B41 PC2 DSI 2

Band 41					
Bandwidth (MHz)	RB allocation	Frequency (MHz)	Actual output power (dBm)		
	RB offset		QPSK	16QAM	64QAM
5MHz	1RB-High (24)	2687.5 (41565)	19.96	18.94	17.83
		2640.3(41093)	19.75	18.77	17.64
		2593 (40620)	19.98	18.99	17.86
		2545.8(40148)	19.89	18.92	17.78
		2498.5 (39675)	19.89	18.90	17.78
	1RB-Middle (12)	2687.5 (41565)	19.96	18.98	17.85
		2640.3(41093)	19.77	18.75	17.65
		2593 (40620)	19.95	18.99	17.95
		2545.8(40148)	19.92	18.91	17.80
		2498.5 (39675)	19.87	18.89	17.81

	1RB-Low (0)	2687.5 (41565)	19.97	18.96	17.86
		2640.3(41093)	19.75	18.77	17.66
		2593 (40620)	19.98	18.98	17.88
		2545.8(40148)	19.87	18.91	17.80
		2498.5 (39675)	19.87	18.87	17.76
	12RB-High (13)	2687.5 (41565)	18.86	17.86	16.90
		2640.3(41093)	18.64	17.71	16.73
		2593 (40620)	18.85	17.92	16.96
		2545.8(40148)	18.78	17.80	16.82
		2498.5 (39675)	18.77	17.76	16.80
	12RB-Middle (6)	2687.5 (41565)	18.89	17.88	16.95
		2640.3(41093)	18.69	17.67	16.70
		2593 (40620)	18.87	17.90	16.90
		2545.8(40148)	18.83	17.80	16.84
		2498.5 (39675)	18.77	17.75	16.80
	12RB-Low (0)	2687.5 (41565)	18.90	17.90	16.94
		2640.3(41093)	18.68	17.72	16.72
		2593 (40620)	18.87	17.92	16.90
		2545.8(40148)	18.79	17.81	16.86
		2498.5 (39675)	18.79	17.78	16.83
25RB (0)	2687.5 (41565)	18.91	17.93	16.95	
	2640.3(41093)	18.70	17.72	16.71	
	2593 (40620)	18.88	17.95	16.94	
	2545.8(40148)	18.80	17.83	16.83	
	2498.5 (39675)	18.77	17.80	16.81	
10MHz	1RB-High (49)	2685 (41540)	19.86	18.89	17.77
		2639(41080)	19.65	18.68	17.57
		2593 (40620)	19.91	18.96	17.81
		2547(40160)	19.81	18.83	17.76
		2501 (39700)	19.78	18.81	17.67
	1RB-Middle (24)	2685 (41540)	19.92	18.93	17.82
		2639(41080)	19.70	18.76	17.64
		2593 (40620)	19.94	19.00	17.87
		2547(40160)	19.83	18.89	17.77
		2501 (39700)	19.83	18.92	17.74
	1RB-Low (0)	2685 (41540)	19.88	18.90	17.80
		2639(41080)	19.74	18.78	17.65
		2593 (40620)	19.87	18.92	17.81
		2547(40160)	19.84	18.89	17.79
		2501 (39700)	19.81	18.97	17.71
	25RB-High (25)	2685 (41540)	18.83	17.87	16.90
		2639(41080)	18.63	17.68	16.72
		2593 (40620)	18.82	17.91	16.90
		2547(40160)	18.79	17.80	16.81
		2501 (39700)	18.77	17.76	16.80
25RB-Middle (12)	2685 (41540)	18.86	17.87	16.94	
	2639(41080)	18.65	17.69	16.70	
	2593 (40620)	18.86	17.90	16.92	

		2547(40160)	18.77	17.83	16.85
		2501 (39700)	18.74	17.73	16.82
	25RB-Low (0)	2685 (41540)	18.85	17.91	16.93
		2639(41080)	18.65	17.68	16.72
		2593 (40620)	18.83	17.88	16.89
		2547(40160)	18.78	17.81	16.83
		2501 (39700)	18.75	17.79	16.78
	50RB (0)	2685 (41540)	18.88	17.90	16.88
		2639(41080)	18.67	17.71	16.66
		2593 (40620)	18.91	17.89	16.87
2547(40160)		18.81	17.81	16.79	
2501 (39700)		18.76	17.80	16.76	
15MHz	1RB-High (74)	2682.5 (41515)	19.77	18.94	17.67
		2637.8(41068)	19.58	18.77	17.50
		2593 (40620)	19.81	18.98	17.69
		2548.3(40173)	19.66	18.90	17.60
		2503.5 (39725)	19.68	18.88	17.60
	1RB-Middle (37)	2682.5 (41515)	19.86	18.87	17.75
		2637.8(41068)	19.66	18.66	17.57
		2593 (40620)	19.87	18.93	17.82
		2548.3(40173)	19.79	18.96	17.70
		2503.5 (39725)	19.75	18.96	17.68
	1RB-Low (0)	2682.5 (41515)	19.82	18.97	17.74
		2637.8(41068)	19.72	18.90	17.63
		2593 (40620)	19.82	19.00	17.71
		2548.3(40173)	19.72	18.97	17.67
		2503.5 (39725)	19.67	18.90	17.61
	36RB-High (38)	2682.5 (41515)	18.78	17.74	16.74
		2637.8(41068)	18.60	17.58	16.55
		2593 (40620)	18.81	17.77	16.74
		2548.3(40173)	18.69	17.65	16.67
		2503.5 (39725)	18.67	17.64	16.66
	36RB-Middle (19)	2682.5 (41515)	18.77	17.77	16.77
		2637.8(41068)	18.59	17.57	16.58
		2593 (40620)	18.81	17.79	16.79
		2548.3(40173)	18.69	17.62	16.68
		2503.5 (39725)	18.68	17.69	16.71
	36RB-Low (0)	2682.5 (41515)	18.80	17.80	16.81
		2637.8(41068)	18.67	17.63	16.63
		2593 (40620)	18.78	17.82	16.79
		2548.3(40173)	18.73	17.70	16.68
		2503.5 (39725)	18.69	17.65	16.65
75RB (0)	2682.5 (41515)	18.84	17.83	16.81	
	2637.8(41068)	18.66	17.61	16.64	
	2593 (40620)	18.80	17.83	16.80	
	2548.3(40173)	18.74	17.73	16.66	
	2503.5 (39725)	18.70	17.71	16.68	
20MHz	1RB-High (99)	2680 (41490)	19.75	18.93	17.64

		2636.5(41055)	19.57	18.74	17.47
		2593 (40620)	19.76	18.97	17.66
		2549.5(40185)	19.60	18.78	17.50
		2506 (39750)	19.71	18.91	17.69
	1RB-Middle (50)	2680 (41490)	19.86	18.88	17.73
		2636.5(41055)	19.69	18.68	17.57
		2593 (40620)	19.94	18.94	17.79
		2549.5(40185)	19.84	18.96	17.72
		2506 (39750)	19.78	18.97	17.76
	1RB-Low (0)	2680 (41490)	19.76	18.95	17.67
		2636.5(41055)	19.75	18.93	17.64
		2593 (40620)	19.78	18.98	17.69
		2549.5(40185)	19.80	18.95	17.68
		2506 (39750)	19.69	18.86	17.68
	50RB-High (50)	2680 (41490)	18.81	17.85	16.78
		2636.5(41055)	18.64	17.67	16.60
		2593 (40620)	18.87	17.89	16.84
		2549.5(40185)	18.72	17.71	16.66
		2506 (39750)	18.70	17.70	16.67
	50RB-Middle (25)	2680 (41490)	18.85	17.87	16.80
		2636.5(41055)	18.69	17.69	16.65
		2593 (40620)	18.85	17.87	16.85
		2549.5(40185)	18.74	17.78	16.72
		2506 (39750)	18.75	17.77	16.70
	50RB-Low (0)	2680 (41490)	18.85	17.89	16.83
2636.5(41055)		18.67	17.69	16.63	
2593 (40620)		18.88	17.87	16.82	
2549.5(40185)		18.78	17.79	16.74	
2506 (39750)		18.71	17.71	16.64	
100RB (0)	2680 (41490)	18.83	17.81	16.76	
	2636.5(41055)	18.65	17.65	16.61	
	2593 (40620)	18.88	17.84	16.79	
	2549.5(40185)	18.74	17.74	16.71	
	2506 (39750)	18.71	17.72	16.68	

LTE B41 PC2 DSI 1

Band 41					
Bandwidth (MHz)	RB allocation	Frequency (MHz)	Actual output power (dBm)		
	RB offset		QPSK	16QAM	64QAM
5MHz	1RB-High (24)	2687.5 (41565)	22.64	21.84	20.55
		2640.3(41093)	22.59	21.75	20.50
		2593 (40620)	22.82	21.92	20.74
		2545.8(40148)	22.71	21.96	20.64

		2498.5 (39675)	22.70	21.90	20.65
	1RB-Middle (12)	2687.5 (41565)	22.69	21.83	20.55
		2640.3(41093)	22.66	21.75	20.53
		2593 (40620)	22.87	21.99	20.78
		2545.8(40148)	22.77	21.86	20.67
		2498.5 (39675)	22.75	21.89	20.60
	1RB-Low (0)	2687.5 (41565)	22.62	21.81	20.52
		2640.3(41093)	22.63	21.75	20.55
		2593 (40620)	22.81	21.99	20.74
		2545.8(40148)	22.74	21.94	20.67
		2498.5 (39675)	22.69	21.85	20.60
	12RB-High (13)	2687.5 (41565)	21.61	20.59	19.67
		2640.3(41093)	21.54	20.55	19.60
		2593 (40620)	21.74	20.79	19.82
		2545.8(40148)	21.62	20.67	19.71
		2498.5 (39675)	21.62	20.64	19.66
	12RB-Middle (6)	2687.5 (41565)	21.60	20.56	19.67
		2640.3(41093)	21.54	20.56	19.58
		2593 (40620)	21.73	20.78	19.82
		2545.8(40148)	21.63	20.66	19.72
		2498.5 (39675)	21.64	20.65	19.64
	12RB-Low (0)	2687.5 (41565)	21.65	20.61	19.70
		2640.3(41093)	21.56	20.61	19.63
		2593 (40620)	21.72	20.77	19.80
		2545.8(40148)	21.67	20.71	19.74
2498.5 (39675)		21.67	20.68	19.67	
25RB (0)	2687.5 (41565)	21.62	20.63	19.67	
	2640.3(41093)	21.57	20.64	19.63	
	2593 (40620)	21.76	20.83	19.83	
	2545.8(40148)	21.66	20.75	19.73	
	2498.5 (39675)	21.67	20.69	19.69	
10MHz	1RB-High (49)	2685 (41540)	22.69	21.86	20.58
		2639(41080)	22.57	21.76	20.48
		2593 (40620)	22.83	22.00	20.71
		2547(40160)	22.76	21.92	20.64
		2501 (39700)	22.69	21.90	20.60
	1RB-Middle (24)	2685 (41540)	22.73	21.92	20.59
		2639(41080)	22.68	21.86	20.57
		2593 (40620)	22.92	21.87	20.82
		2547(40160)	22.79	21.98	20.73
		2501 (39700)	22.75	21.98	20.66
	1RB-Low (0)	2685 (41540)	22.64	21.79	20.57
		2639(41080)	22.65	21.88	20.60
		2593 (40620)	22.85	21.96	20.79
		2547(40160)	22.78	21.97	20.67
		2501 (39700)	22.68	21.91	20.61
	25RB-High (25)	2685 (41540)	21.64	20.66	19.72
		2639(41080)	21.57	20.65	19.67

		2593 (40620)	21.82	20.87	19.87	
		2547(40160)	21.71	20.76	19.77	
		2501 (39700)	21.71	20.73	19.74	
	25RB-Middle (12)	2685 (41540)	21.63	20.68	19.71	
		2639(41080)	21.60	20.67	19.67	
		2593 (40620)	21.80	20.87	19.88	
		2547(40160)	21.70	20.74	19.78	
		2501 (39700)	21.70	20.71	19.72	
	25RB-Low (0)	2685 (41540)	21.64	20.69	19.73	
		2639(41080)	21.63	20.71	19.71	
		2593 (40620)	21.77	20.85	19.86	
		2547(40160)	21.70	20.78	19.79	
		2501 (39700)	21.69	20.71	19.71	
	50RB (0)	2685 (41540)	21.67	20.69	19.68	
		2639(41080)	21.61	20.68	19.59	
		2593 (40620)	21.83	20.87	19.82	
		2547(40160)	21.71	20.77	19.71	
		2501 (39700)	21.73	20.73	19.66	
	15MHz	1RB-High (74)	2682.5 (41515)	22.80	21.92	20.57
			2637.8(41068)	22.68	21.79	20.55
2593 (40620)			22.93	21.82	20.77	
2548.3(40173)			22.78	21.91	20.68	
2503.5 (39725)			22.76	21.96	20.69	
1RB-Middle (37)		2682.5 (41515)	22.86	21.99	20.64	
		2637.8(41068)	22.84	21.95	20.69	
		2593 (40620)	22.93	21.86	20.90	
		2548.3(40173)	22.92	21.91	20.78	
		2503.5 (39725)	22.84	21.87	20.74	
1RB-Low (0)		2682.5 (41515)	22.73	21.87	20.61	
		2637.8(41068)	22.86	21.96	20.70	
		2593 (40620)	22.94	21.86	20.82	
		2548.3(40173)	22.82	21.98	20.75	
		2503.5 (39725)	22.70	21.94	20.61	
36RB-High (38)		2682.5 (41515)	21.82	20.72	19.74	
		2637.8(41068)	21.72	20.73	19.66	
		2593 (40620)	21.93	20.93	19.87	
		2548.3(40173)	21.82	20.83	19.80	
		2503.5 (39725)	21.81	20.73	19.73	
36RB-Middle (19)	2682.5 (41515)	21.81	20.72	19.71		
	2637.8(41068)	21.77	20.74	19.67		
	2593 (40620)	21.95	20.92	19.86		
	2548.3(40173)	21.85	20.83	19.80		
	2503.5 (39725)	21.81	20.75	19.72		
36RB-Low (0)	2682.5 (41515)	21.78	20.70	19.72		
	2637.8(41068)	21.79	20.75	19.70		
	2593 (40620)	21.94	20.92	19.88		
	2548.3(40173)	21.84	20.82	19.79		
	2503.5 (39725)	21.79	20.71	19.68		

	75RB (0)	2682.5 (41515)	21.83	20.74	19.72
		2637.8(41068)	21.80	20.75	19.71
		2593 (40620)	21.97	20.95	19.91
		2548.3(40173)	21.87	20.86	19.83
		2503.5 (39725)	21.83	20.78	19.75
20MHz	1RB-High (99)	2680 (41490)	22.64	21.85	20.58
		2636.5(41055)	22.51	21.75	20.43
		2593 (40620)	22.77	21.94	20.68
		2549.5(40185)	22.57	21.74	20.51
		2506 (39750)	22.64	21.88	20.61
	1RB-Middle (50)	2680 (41490)	22.72	21.87	20.58
		2636.5(41055)	22.68	21.86	20.60
		2593 (40620)	22.88	21.97	20.79
		2549.5(40185)	22.73	21.90	20.66
		2506 (39750)	22.76	21.93	20.66
	1RB-Low (0)	2680 (41490)	22.57	21.79	20.49
		2636.5(41055)	22.76	21.94	20.64
		2593 (40620)	22.74	21.93	20.69
		2549.5(40185)	22.67	21.87	20.62
		2506 (39750)	22.64	21.83	20.56
	50RB-High (50)	2680 (41490)	21.62	20.65	19.69
		2636.5(41055)	21.57	20.65	19.62
		2593 (40620)	21.80	20.89	19.86
		2549.5(40185)	21.66	20.76	19.70
		2506 (39750)	21.70	20.74	19.70
	50RB-Middle (25)	2680 (41490)	21.67	20.69	19.72
		2636.5(41055)	21.65	20.73	19.70
		2593 (40620)	21.80	20.89	19.85
		2549.5(40185)	21.68	20.76	19.72
		2506 (39750)	21.74	20.76	19.71
	50RB-Low (0)	2680 (41490)	21.65	20.73	19.69
		2636.5(41055)	21.70	20.79	19.74
		2593 (40620)	21.76	20.85	19.80
		2549.5(40185)	21.66	20.76	19.72
		2506 (39750)	21.71	20.75	19.70
	100RB (0)	2680 (41490)	21.64	20.65	19.69
		2636.5(41055)	21.65	20.69	19.69
		2593 (40620)	21.77	20.85	19.81
		2549.5(40185)	21.64	20.74	19.70
		2506 (39750)	21.70	20.72	19.68

LTE B41 PC2 DSI 4

Band 41

Bandwidth (MHz)	RB allocation	Frequency (MHz)	Actual output power (dBm)		
	RB offset		QPSK	16QAM	64QAM
5MHz	1RB-High (24)	2687.5 (41565)	24.76	23.86	22.61
		2640.3(41093)	24.62	23.76	22.48
		2593 (40620)	24.76	23.89	22.61
		2545.8(40148)	24.70	23.86	22.59
		2498.5 (39675)	24.59	23.72	22.48
	1RB-Middle (12)	2687.5 (41565)	24.79	23.83	22.62
		2640.3(41093)	24.69	23.75	22.52
		2593 (40620)	24.80	23.86	22.63
		2545.8(40148)	24.77	23.85	22.62
		2498.5 (39675)	24.66	23.74	22.47
	1RB-Low (0)	2687.5 (41565)	24.76	23.83	22.62
		2640.3(41093)	24.66	23.77	22.54
		2593 (40620)	24.82	23.94	22.71
		2545.8(40148)	24.74	23.84	22.59
		2498.5 (39675)	24.57	23.71	22.41
	12RB-High (13)	2687.5 (41565)	23.67	22.62	21.68
		2640.3(41093)	23.54	22.53	21.61
		2593 (40620)	23.66	22.64	21.74
		2545.8(40148)	23.62	22.59	21.70
		2498.5 (39675)	23.51	22.51	21.57
	12RB-Middle (6)	2687.5 (41565)	23.69	22.63	21.68
		2640.3(41093)	23.56	22.52	21.62
		2593 (40620)	23.67	22.66	21.72
		2545.8(40148)	23.64	22.60	21.71
		2498.5 (39675)	23.49	22.43	21.54
	12RB-Low (0)	2687.5 (41565)	23.71	22.68	21.73
		2640.3(41093)	23.61	22.59	21.66
		2593 (40620)	23.69	22.68	21.75
		2545.8(40148)	23.62	22.66	21.70
		2498.5 (39675)	23.49	22.47	21.58
25RB (0)	2687.5 (41565)	23.68	22.71	21.66	
	2640.3(41093)	23.59	22.59	21.64	
	2593 (40620)	23.69	22.71	21.78	
	2545.8(40148)	23.61	22.65	21.70	
	2498.5 (39675)	23.53	22.50	21.58	
10MHz	1RB-High (49)	2685 (41540)	24.71	23.82	22.57
		2639(41080)	24.56	23.72	22.47
		2593 (40620)	24.66	23.85	22.58
		2547(40160)	24.67	23.83	22.59
		2501 (39700)	24.56	23.74	22.49
	1RB-Middle (24)	2685 (41540)	24.75	23.79	22.55
		2639(41080)	24.55	23.72	22.43
		2593 (40620)	24.71	23.89	22.59
		2547(40160)	24.67	23.85	22.56

	1RB-Low (0)	2501 (39700)	24.53	23.71	22.44	
		2685 (41540)	24.73	23.84	22.59	
		2639(41080)	24.60	23.76	22.52	
		2593 (40620)	24.70	23.89	22.62	
		2547(40160)	24.70	23.88	22.62	
	25RB-High (25)	2501 (39700)	24.52	23.67	22.44	
		2685 (41540)	23.62	22.61	21.63	
		2639(41080)	23.46	22.51	21.57	
		2593 (40620)	23.62	22.65	21.73	
		2547(40160)	23.58	22.60	21.70	
	25RB-Middle (12)	2501 (39700)	23.46	22.50	21.59	
		2685 (41540)	23.62	22.63	21.63	
		2639(41080)	23.52	22.54	21.63	
		2593 (40620)	23.63	22.67	21.73	
		2547(40160)	23.58	22.64	21.73	
	25RB-Low (0)	2501 (39700)	23.43	22.50	21.57	
		2685 (41540)	23.60	22.67	21.68	
		2639(41080)	23.51	22.56	21.63	
		2593 (40620)	23.58	22.63	21.70	
		2547(40160)	23.60	22.62	21.69	
	50RB (0)	2501 (39700)	23.43	22.46	21.54	
		2685 (41540)	23.65	22.70	21.64	
		2639(41080)	23.53	22.57	21.60	
		2593 (40620)	23.62	22.64	21.70	
		2547(40160)	23.62	22.64	21.69	
15MHz	1RB-High (74)	2501 (39700)	23.50	22.52	21.55	
		2682.5 (41515)	24.63	23.73	22.53	
		2637.8(41068)	24.52	23.65	22.35	
		2593 (40620)	24.64	23.78	22.49	
		2548.3(40173)	24.59	23.76	22.48	
	1RB-Middle (37)	2503.5 (39725)	24.52	23.68	22.39	
		2682.5 (41515)	24.67	23.77	22.55	
		2637.8(41068)	24.58	23.71	22.46	
		2593 (40620)	24.73	23.88	22.59	
		2548.3(40173)	24.64	23.82	22.57	
	1RB-Low (0)	2503.5 (39725)	24.52	23.69	22.42	
		2682.5 (41515)	24.63	23.77	22.51	
		2637.8(41068)	24.61	23.75	22.51	
		2593 (40620)	24.68	23.84	22.54	
		2548.3(40173)	24.66	23.81	22.57	
	36RB-High (38)	2503.5 (39725)	24.43	23.60	22.34	
		2682.5 (41515)	23.64	22.62	21.57	
		2637.8(41068)	23.48	22.47	21.52	
		2593 (40620)	23.62	22.58	21.64	
		2548.3(40173)	23.59	22.56	21.63	
	36RB-Middle (19)	2503.5 (39725)	23.49	22.41	21.51	
		2682.5 (41515)	23.62	22.57	21.57	
			2637.8(41068)	23.51	22.49	21.52

		2593 (40620)	23.63	22.63	21.66	
		2548.3(40173)	23.58	22.56	21.65	
		2503.5 (39725)	23.45	22.41	21.48	
	36RB-Low (0)	2682.5 (41515)	23.64	22.61	21.58	
		2637.8(41068)	23.58	22.51	21.58	
		2593 (40620)	23.65	22.61	21.63	
		2548.3(40173)	23.59	22.57	21.65	
		2503.5 (39725)	23.47	22.43	21.49	
	75RB (0)	2682.5 (41515)	23.71	22.65	21.63	
		2637.8(41068)	23.56	22.53	21.56	
		2593 (40620)	23.66	22.60	21.69	
		2548.3(40173)	23.63	22.62	21.68	
		2503.5 (39725)	23.49	22.47	21.50	
	20MHz	1RB-High (99)	2680 (41490)	24.70	23.85	22.62
			2636.5(41055)	24.55	23.72	22.45
2593 (40620)			24.71	23.85	22.62	
2549.5(40185)			24.61	23.80	22.48	
2506 (39750)			24.61	23.78	22.51	
1RB-Middle (50)		2680 (41490)	24.75	23.88	22.58	
		2636.5(41055)	24.67	23.82	22.54	
		2593 (40620)	24.79	23.94	22.67	
		2549.5(40185)	24.71	23.89	22.61	
		2506 (39750)	24.63	23.77	22.49	
1RB-Low (0)		2680 (41490)	24.66	23.81	22.55	
		2636.5(41055)	24.69	23.86	22.58	
		2593 (40620)	24.73	23.91	22.60	
		2549.5(40185)	24.69	23.88	22.58	
		2506 (39750)	24.51	23.66	22.41	
50RB-High (50)		2680 (41490)	23.70	22.71	21.67	
		2636.5(41055)	23.61	22.61	21.65	
		2593 (40620)	23.74	22.75	21.75	
		2549.5(40185)	23.67	22.69	21.69	
		2506 (39750)	23.59	22.59	21.60	
50RB-Middle (25)		2680 (41490)	23.75	22.77	21.73	
		2636.5(41055)	23.65	22.67	21.68	
		2593 (40620)	23.73	22.75	21.76	
		2549.5(40185)	23.70	22.66	21.70	
		2506 (39750)	23.59	22.60	21.64	
50RB-Low (0)		2680 (41490)	23.75	22.76	21.70	
		2636.5(41055)	23.68	22.67	21.69	
		2593 (40620)	23.73	22.73	21.76	
		2549.5(40185)	23.69	22.70	21.74	
		2506 (39750)	23.54	22.57	21.58	
100RB (0)	2680 (41490)	23.71	22.72	21.69		
	2636.5(41055)	23.63	22.62	21.65		
	2593 (40620)	23.73	22.75	21.75		
	2549.5(40185)	23.65	22.66	21.67		
	2506 (39750)	23.55	22.56	21.62		

LTE B41 PC3 DSI 2

Band 41					
Bandwidth (MHz)	RB allocation	Frequency (MHz)	Actual output power (dBm)		
	RB offset		QPSK	16QAM	64QAM
5MHz	1RB-High (24)	2687.5 (41565)	16.82	15.82	14.50
		2640.3(41093)	16.62	15.61	14.31
		2593 (40620)	16.84	15.88	14.54
		2545.8(40148)	16.73	15.89	14.42
		2498.5 (39675)	16.71	15.85	14.44
	1RB-Middle (12)	2687.5 (41565)	16.87	15.83	14.56
		2640.3(41093)	16.67	15.62	14.37
		2593 (40620)	16.94	15.95	14.60
		2545.8(40148)	16.77	15.86	14.50
		2498.5 (39675)	16.74	15.83	14.45
	1RB-Low (0)	2687.5 (41565)	16.84	15.86	14.56
		2640.3(41093)	16.62	15.62	14.34
		2593 (40620)	16.82	15.83	14.54
		2545.8(40148)	16.75	15.87	14.45
		2498.5 (39675)	16.72	15.83	14.43
	12RB-High (13)	2687.5 (41565)	15.76	14.81	13.86
		2640.3(41093)	15.55	14.63	13.67
		2593 (40620)	15.77	14.82	13.88
		2545.8(40148)	15.78	14.69	13.77
		2498.5 (39675)	15.78	14.69	13.74
	12RB-Middle (6)	2687.5 (41565)	15.76	14.79	13.89
		2640.3(41093)	15.55	14.61	13.67
		2593 (40620)	15.74	14.80	13.85
		2545.8(40148)	15.80	14.71	13.78
		2498.5 (39675)	15.78	14.68	13.75
	12RB-Low (0)	2687.5 (41565)	15.78	14.83	13.89
		2640.3(41093)	15.58	14.64	13.71
		2593 (40620)	15.75	14.79	13.88
		2545.8(40148)	15.79	14.71	13.77
		2498.5 (39675)	15.77	14.69	13.81
25RB (0)	2687.5 (41565)	15.81	14.89	13.92	
	2640.3(41093)	15.57	14.65	13.69	
	2593 (40620)	15.76	14.88	13.89	
	2545.8(40148)	15.81	14.79	13.80	
	2498.5 (39675)	15.82	14.79	13.78	
10MHz	1RB-High (49)	2685 (41540)	16.76	15.80	14.49
		2639(41080)	16.56	15.55	14.27

		2593 (40620)	16.81	15.79	14.51
		2547(40160)	16.69	15.81	14.39
		2501 (39700)	16.66	15.79	14.38
	1RB-Middle (24)	2685 (41540)	16.82	15.87	14.57
		2639(41080)	16.63	15.64	14.33
		2593 (40620)	16.86	15.86	14.57
		2547(40160)	16.70	15.88	14.47
		2501 (39700)	16.72	15.83	14.43
	1RB-Low (0)	2685 (41540)	16.80	15.86	14.51
		2639(41080)	16.65	15.64	14.36
		2593 (40620)	16.79	15.79	14.47
		2547(40160)	16.74	15.85	14.45
		2501 (39700)	16.66	15.79	14.39
	25RB-High (25)	2685 (41540)	15.74	14.87	13.87
		2639(41080)	15.54	14.65	13.64
		2593 (40620)	15.76	14.84	13.88
		2547(40160)	15.75	14.75	13.78
		2501 (39700)	15.76	14.74	13.78
	25RB-Middle (12)	2685 (41540)	15.77	14.88	13.90
		2639(41080)	15.57	14.67	13.69
		2593 (40620)	15.74	14.87	13.89
		2547(40160)	15.79	14.76	13.79
		2501 (39700)	15.76	14.73	13.77
	25RB-Low (0)	2685 (41540)	15.77	14.92	13.90
		2639(41080)	15.55	14.66	13.70
2593 (40620)		15.75	14.88	13.85	
2547(40160)		15.78	14.76	13.79	
2501 (39700)		15.75	14.78	13.74	
50RB (0)	2685 (41540)	15.77	14.93	13.84	
	2639(41080)	15.57	14.69	13.67	
	2593 (40620)	15.76	14.87	13.84	
	2547(40160)	15.80	14.80	13.75	
	2501 (39700)	15.77	14.74	13.73	
15MHz	1RB-High (74)	2682.5 (41515)	16.70	15.74	14.45
		2637.8(41068)	16.53	15.54	14.28
		2593 (40620)	16.69	15.75	14.45
		2548.3(40173)	16.61	15.71	14.35
		2503.5 (39725)	16.61	15.77	14.33
	1RB-Middle (37)	2682.5 (41515)	16.78	15.81	14.50
		2637.8(41068)	16.58	15.61	14.32
		2593 (40620)	16.82	15.86	14.58
		2548.3(40173)	16.71	15.86	14.43
		2503.5 (39725)	16.68	15.82	14.42
	1RB-Low (0)	2682.5 (41515)	16.74	15.75	14.47
		2637.8(41068)	16.64	15.66	14.38
		2593 (40620)	16.74	15.76	14.48
		2548.3(40173)	16.67	15.84	14.40
		2503.5 (39725)	16.63	15.76	14.35

	36RB-High (38)	2682.5 (41515)	15.70	14.77	13.78
		2637.8(41068)	15.52	14.63	13.60
		2593 (40620)	15.74	14.81	13.81
		2548.3(40173)	15.65	14.72	13.71
		2503.5 (39725)	15.72	14.70	13.69
	36RB-Middle (19)	2682.5 (41515)	15.73	14.82	13.80
		2637.8(41068)	15.53	14.62	13.60
		2593 (40620)	15.74	14.80	13.82
		2548.3(40173)	15.77	14.73	13.74
		2503.5 (39725)	15.75	14.69	13.71
	36RB-Low (0)	2682.5 (41515)	15.74	14.82	13.83
		2637.8(41068)	15.58	14.67	13.66
		2593 (40620)	15.74	14.82	13.81
		2548.3(40173)	15.75	14.71	13.73
		2503.5 (39725)	15.72	14.65	13.65
	75RB (0)	2682.5 (41515)	15.74	14.84	13.81
		2637.8(41068)	15.57	14.68	13.69
		2593 (40620)	15.75	14.85	13.82
		2548.3(40173)	15.79	14.79	13.75
		2503.5 (39725)	15.76	14.74	13.72
20MHz	1RB-High (99)	2680 (41490)	16.70	15.72	14.41
		2636.5(41055)	16.51	15.51	14.22
		2593 (40620)	16.71	15.73	14.39
		2549.5(40185)	16.53	15.68	14.25
		2506 (39750)	16.59	15.75	14.31
	1RB-Middle (50)	2680 (41490)	16.80	15.81	14.52
		2636.5(41055)	16.62	15.64	14.34
		2593 (40620)	16.86	15.87	14.54
		2549.5(40185)	16.76	15.78	14.41
		2506 (39750)	16.69	15.83	14.40
	1RB-Low (0)	2680 (41490)	16.75	15.72	14.40
		2636.5(41055)	16.68	15.70	14.40
		2593 (40620)	16.72	15.74	14.43
		2549.5(40185)	16.69	15.83	14.37
		2506 (39750)	16.59	15.72	14.33
	50RB-High (50)	2680 (41490)	15.74	14.84	13.81
		2636.5(41055)	15.56	14.70	13.63
		2593 (40620)	15.80	14.90	13.90
		2549.5(40185)	15.75	14.75	13.71
		2506 (39750)	15.78	14.78	13.72
	50RB-Middle (25)	2680 (41490)	15.76	14.92	13.87
		2636.5(41055)	15.60	14.73	13.72
		2593 (40620)	15.79	14.93	13.88
		2549.5(40185)	15.80	14.83	13.80
		2506 (39750)	15.77	14.80	13.74
50RB-Low (0)	2680 (41490)	15.80	14.91	13.87	
	2636.5(41055)	15.62	14.75	13.69	
	2593 (40620)	15.87	14.90	13.87	

		2549.5(40185)	15.82	14.84	13.81
		2506 (39750)	15.74	14.76	13.70
	100RB (0)	2680 (41490)	15.73	14.86	13.81
		2636.5(41055)	15.58	14.70	13.65
		2593 (40620)	15.77	14.91	13.85
		2549.5(40185)	15.78	14.82	13.74
		2506 (39750)	15.79	14.79	13.74

LTE B41 PC3 DSI 1

Band 41					
Bandwidth (MHz)	RB allocation	Frequency (MHz)	Actual output power (dBm)		
	RB offset		QPSK	16QAM	64QAM
5MHz	1RB-High (24)	2687.5 (41565)	19.68	18.69	17.29
		2640.3(41093)	19.57	18.60	17.20
		2593 (40620)	19.83	18.84	17.42
		2545.8(40148)	19.73	18.76	17.32
		2498.5 (39675)	19.70	18.74	17.30
	1RB-Middle (12)	2687.5 (41565)	19.68	18.69	17.30
		2640.3(41093)	19.62	18.60	17.21
		2593 (40620)	19.86	18.86	17.45
		2545.8(40148)	19.76	18.75	17.36
		2498.5 (39675)	19.70	18.71	17.29
	1RB-Low (0)	2687.5 (41565)	19.66	18.65	17.29
		2640.3(41093)	19.62	18.63	17.24
		2593 (40620)	19.81	18.82	17.43
		2545.8(40148)	19.76	18.77	17.34
		2498.5 (39675)	19.66	18.71	17.26
	12RB-High (13)	2687.5 (41565)	18.60	17.52	16.61
		2640.3(41093)	18.52	17.46	16.53
		2593 (40620)	18.76	17.69	16.77
		2545.8(40148)	18.64	17.56	16.63
		2498.5 (39675)	18.61	17.52	16.59
	12RB-Middle (6)	2687.5 (41565)	18.59	17.53	16.60
		2640.3(41093)	18.52	17.47	16.51
		2593 (40620)	18.74	17.67	16.74
		2545.8(40148)	18.66	17.59	16.66
		2498.5 (39675)	18.61	17.55	16.57
	12RB-Low (0)	2687.5 (41565)	18.64	17.56	16.63
		2640.3(41093)	18.56	17.49	16.55
		2593 (40620)	18.74	17.67	16.74
		2545.8(40148)	18.66	17.61	16.66
		2498.5 (39675)	18.61	17.55	16.60
	25RB (0)	2687.5 (41565)	18.63	17.61	16.63

		2640.3(41093)	18.57	17.57	16.59
		2593 (40620)	18.75	17.76	16.77
		2545.8(40148)	18.67	17.67	16.69
		2498.5 (39675)	18.64	17.64	16.64
10MHz	1RB-High (49)	2685 (41540)	19.65	18.64	17.28
		2639(41080)	19.54	18.55	17.17
		2593 (40620)	19.78	18.80	17.38
		2547(40160)	19.68	18.73	17.31
		2501 (39700)	19.66	18.70	17.28
	1RB-Middle (24)	2685 (41540)	19.67	18.69	17.30
		2639(41080)	19.58	18.65	17.26
		2593 (40620)	19.86	18.89	17.47
		2547(40160)	19.75	18.80	17.38
		2501 (39700)	19.70	18.76	17.32
	1RB-Low (0)	2685 (41540)	19.65	18.64	17.25
		2639(41080)	19.64	18.65	17.27
		2593 (40620)	19.82	18.83	17.45
		2547(40160)	19.72	18.75	17.33
		2501 (39700)	19.65	18.68	17.26
	25RB-High (25)	2685 (41540)	18.59	17.61	16.61
		2639(41080)	18.53	17.57	16.57
		2593 (40620)	18.78	17.78	16.80
		2547(40160)	18.67	17.67	16.69
		2501 (39700)	18.63	17.64	16.66
	25RB-Middle (12)	2685 (41540)	18.61	17.62	16.64
		2639(41080)	18.57	17.57	16.58
		2593 (40620)	18.79	17.77	16.78
		2547(40160)	18.67	17.66	16.67
		2501 (39700)	18.60	17.62	16.63
	25RB-Low (0)	2685 (41540)	18.62	17.62	16.64
		2639(41080)	18.60	17.61	16.61
		2593 (40620)	18.77	17.76	16.78
		2547(40160)	18.69	17.68	16.70
		2501 (39700)	18.61	17.59	16.59
	50RB (0)	2685 (41540)	18.64	17.64	16.61
		2639(41080)	18.58	17.59	16.56
2593 (40620)		18.79	17.79	16.78	
2547(40160)		18.70	17.69	16.66	
2501 (39700)		18.61	17.64	16.58	
15MHz	1RB-High (74)	2682.5 (41515)	19.61	18.63	17.25
		2637.8(41068)	19.49	18.53	17.13
		2593 (40620)	19.73	18.80	17.37
		2548.3(40173)	19.64	18.69	17.26
		2503.5 (39725)	19.63	18.70	17.26
	1RB-Middle (37)	2682.5 (41515)	19.67	18.67	17.28
		2637.8(41068)	19.64	18.66	17.26
		2593 (40620)	19.86	18.90	17.49
		2548.3(40173)	19.74	18.79	17.36

		2503.5 (39725)	19.67	18.75	17.31
	1RB-Low (0)	2682.5 (41515)	19.60	18.60	17.21
		2637.8(41068)	19.65	18.70	17.30
		2593 (40620)	19.78	18.82	17.41
		2548.3(40173)	19.70	18.75	17.32
		2503.5 (39725)	19.60	18.66	17.22
	36RB-High (38)	2682.5 (41515)	18.60	17.56	16.58
		2637.8(41068)	18.53	17.53	16.51
		2593 (40620)	18.76	17.74	16.72
		2548.3(40173)	18.68	17.64	16.64
		2503.5 (39725)	18.61	17.59	16.58
	36RB-Middle (19)	2682.5 (41515)	18.57	17.55	16.56
		2637.8(41068)	18.56	17.53	16.54
		2593 (40620)	18.76	17.73	16.73
		2548.3(40173)	18.67	17.65	16.65
		2503.5 (39725)	18.63	17.59	16.59
	36RB-Low (0)	2682.5 (41515)	18.58	17.56	16.57
		2637.8(41068)	18.58	17.55	16.57
		2593 (40620)	18.75	17.73	16.73
		2548.3(40173)	18.68	17.65	16.64
		2503.5 (39725)	18.58	17.55	16.56
	75RB (0)	2682.5 (41515)	18.62	17.61	16.59
		2637.8(41068)	18.59	17.58	16.57
		2593 (40620)	18.79	17.78	16.76
		2548.3(40173)	18.70	17.70	16.67
2503.5 (39725)		18.64	17.63	16.60	
20MHz	1RB-High (99)	2680 (41490)	19.66	18.68	17.29
		2636.5(41055)	19.52	18.55	17.13
		2593 (40620)	19.81	18.80	17.40
		2549.5(40185)	19.58	18.64	17.22
		2506 (39750)	19.68	18.72	17.31
	1RB-Middle (50)	2680 (41490)	19.73	18.74	17.35
		2636.5(41055)	19.69	18.72	17.33
		2593 (40620)	19.93	18.91	17.51
		2549.5(40185)	19.77	18.79	17.37
		2506 (39750)	19.74	18.78	17.36
	1RB-Low (0)	2680 (41490)	19.58	18.60	17.22
		2636.5(41055)	19.72	18.75	17.35
		2593 (40620)	19.77	18.79	17.39
		2549.5(40185)	19.71	18.74	17.33
		2506 (39750)	19.63	18.67	17.27
	50RB-High (50)	2680 (41490)	18.67	17.69	16.67
		2636.5(41055)	18.61	17.63	16.59
		2593 (40620)	18.86	17.87	16.83
		2549.5(40185)	18.72	17.72	16.69
		2506 (39750)	18.69	17.70	16.66
	50RB-Middle (25)	2680 (41490)	18.71	17.73	16.69
		2636.5(41055)	18.69	17.73	16.68

		2593 (40620)	18.86	17.86	16.82
		2549.5(40185)	18.74	17.74	16.70
		2506 (39750)	18.74	17.73	16.69
	50RB-Low (0)	2680 (41490)	18.68	17.69	16.67
		2636.5(41055)	18.72	17.74	16.71
		2593 (40620)	18.83	17.83	16.79
		2549.5(40185)	18.71	17.74	16.70
		2506 (39750)	18.69	17.70	16.67
	100RB (0)	2680 (41490)	18.67	17.69	16.65
		2636.5(41055)	18.69	17.72	16.65
		2593 (40620)	18.84	17.83	16.81
		2549.5(40185)	18.71	17.72	16.68
		2506 (39750)	18.70	17.71	16.66

LTE B41 PC3 DSI 4

Band 41					
Bandwidth (MHz)	RB allocation	Frequency (MHz)	Actual output power (dBm)		
	RB offset		QPSK	16QAM	64QAM
5MHz	1RB-High (24)	2687.5 (41565)	21.74	20.75	19.35
		2640.3(41093)	21.61	20.63	19.24
		2593 (40620)	21.74	20.78	19.35
		2545.8(40148)	21.71	20.75	19.35
		2498.5 (39675)	21.60	20.64	19.21
	1RB-Middle (12)	2687.5 (41565)	21.78	20.75	19.36
		2640.3(41093)	21.67	20.65	19.29
		2593 (40620)	21.80	20.78	19.39
		2545.8(40148)	21.76	20.77	19.37
		2498.5 (39675)	21.63	20.65	19.23
	1RB-Low (0)	2687.5 (41565)	21.74	20.72	19.38
		2640.3(41093)	21.67	20.65	19.28
		2593 (40620)	21.82	20.83	19.42
		2545.8(40148)	21.73	20.76	19.35
		2498.5 (39675)	21.58	20.60	19.19
	12RB-High (13)	2687.5 (41565)	20.70	19.63	18.65
		2640.3(41093)	20.59	19.52	18.59
		2593 (40620)	20.74	19.67	18.70
		2545.8(40148)	20.66	19.60	18.65
		2498.5 (39675)	20.50	19.49	18.56
	12RB-Middle (6)	2687.5 (41565)	20.69	19.62	18.67
		2640.3(41093)	20.58	19.51	18.57
		2593 (40620)	20.70	19.61	18.67
		2545.8(40148)	20.66	19.59	18.67

	12RB-Low (0)	2498.5 (39675)	20.50	19.43	18.46	
		2687.5 (41565)	20.73	19.63	18.72	
		2640.3(41093)	20.62	19.56	18.61	
		2593 (40620)	20.72	19.64	18.70	
		2545.8(40148)	20.67	19.59	18.66	
	2498.5 (39675)	20.53	19.45	18.51		
	25RB (0)	2687.5 (41565)	20.66	19.69	18.72	
		2640.3(41093)	20.62	19.61	18.61	
		2593 (40620)	20.74	19.74	18.73	
		2545.8(40148)	20.68	19.65	18.67	
2498.5 (39675)		20.52	19.53	18.54		
10MHz	1RB-High (49)	2685 (41540)	21.68	20.73	19.34	
		2639(41080)	21.61	20.60	19.20	
		2593 (40620)	21.70	20.72	19.33	
		2547(40160)	21.68	20.73	19.28	
		2501 (39700)	21.60	20.62	19.16	
	1RB-Middle (24)	2685 (41540)	21.68	20.73	19.35	
		2639(41080)	21.63	20.64	19.25	
		2593 (40620)	21.76	20.81	19.41	
		2547(40160)	21.74	20.75	19.32	
		2501 (39700)	21.58	20.62	19.18	
	1RB-Low (0)	2685 (41540)	21.72	20.74	19.36	
		2639(41080)	21.65	20.65	19.25	
		2593 (40620)	21.74	20.79	19.36	
		2547(40160)	21.72	20.74	19.31	
		2501 (39700)	21.53	20.60	19.17	
	25RB-High (25)	2685 (41540)	20.64	19.67	18.71	
		2639(41080)	20.57	19.56	18.56	
		2593 (40620)	20.66	19.68	18.73	
		2547(40160)	20.66	19.66	18.67	
		2501 (39700)	20.55	19.52	18.57	
	25RB-Middle (12)	2685 (41540)	20.64	19.70	18.70	
		2639(41080)	20.61	19.59	18.62	
		2593 (40620)	20.72	19.69	18.71	
		2547(40160)	20.66	19.70	18.70	
		2501 (39700)	20.53	19.51	18.52	
	25RB-Low (0)	2685 (41540)	20.71	19.74	18.72	
		2639(41080)	20.59	19.59	18.63	
		2593 (40620)	20.68	19.69	18.68	
		2547(40160)	20.64	19.63	18.67	
		2501 (39700)	20.47	19.50	18.50	
	50RB (0)	2685 (41540)	20.74	19.77	18.70	
		2639(41080)	20.65	19.66	18.59	
		2593 (40620)	20.74	19.72	18.70	
		2547(40160)	20.69	19.72	18.65	
		2501 (39700)	20.52	19.57	18.51	
	15MHz	1RB-High (74)	2682.5 (41515)	21.62	20.69	19.30
			2637.8(41068)	21.54	20.58	19.16

		2593 (40620)	21.67	20.72	19.29
		2548.3(40173)	21.61	20.69	19.25
		2503.5 (39725)	21.54	20.58	19.20
	1RB-Middle (37)	2682.5 (41515)	21.63	20.72	19.33
		2637.8(41068)	21.62	20.67	19.25
		2593 (40620)	21.76	20.81	19.40
		2548.3(40173)	21.71	20.77	19.30
		2503.5 (39725)	21.56	20.63	19.19
	1RB-Low (0)	2682.5 (41515)	21.60	20.68	19.30
		2637.8(41068)	21.66	20.67	19.29
		2593 (40620)	21.72	20.79	19.35
		2548.3(40173)	21.67	20.74	19.29
		2503.5 (39725)	21.48	20.52	19.09
	36RB-High (38)	2682.5 (41515)	20.64	19.63	18.64
		2637.8(41068)	20.56	19.53	18.51
		2593 (40620)	20.64	19.61	18.66
		2548.3(40173)	20.64	19.60	18.60
		2503.5 (39725)	20.49	19.51	18.49
	36RB-Middle (19)	2682.5 (41515)	20.64	19.62	18.63
		2637.8(41068)	20.57	19.55	18.54
		2593 (40620)	20.66	19.67	18.65
		2548.3(40173)	20.61	19.61	18.62
		2503.5 (39725)	20.48	19.42	18.47
	36RB-Low (0)	2682.5 (41515)	20.69	19.66	18.63
		2637.8(41068)	20.62	19.57	18.55
2593 (40620)		20.68	19.64	18.63	
2548.3(40173)		20.61	19.64	18.62	
2503.5 (39725)		20.48	19.43	18.46	
75RB (0)	2682.5 (41515)	20.69	19.73	18.68	
	2637.8(41068)	20.63	19.59	18.56	
	2593 (40620)	20.69	19.70	18.68	
	2548.3(40173)	20.70	19.66	18.66	
	2503.5 (39725)	20.52	19.51	18.48	
20MHz	1RB-High (99)	2680 (41490)	21.64	20.68	19.31
		2636.5(41055)	21.53	20.54	19.15
		2593 (40620)	21.67	20.71	19.30
		2549.5(40185)	21.58	20.63	19.19
		2506 (39750)	21.58	20.64	19.17
	1RB-Middle (50)	2680 (41490)	21.73	20.74	19.33
		2636.5(41055)	21.77	20.69	19.26
		2593 (40620)	21.79	20.82	19.39
		2549.5(40185)	21.74	20.77	19.34
		2506 (39750)	21.72	20.68	19.21
	1RB-Low (0)	2680 (41490)	21.62	20.65	19.26
		2636.5(41055)	21.67	20.69	19.27
		2593 (40620)	21.70	20.74	19.31
		2549.5(40185)	21.67	20.72	19.28
		2506 (39750)	21.51	20.55	19.11

	50RB-High (50)	2680 (41490)	20.70	19.70	18.65
		2636.5(41055)	20.63	19.60	18.56
		2593 (40620)	20.74	19.75	18.68
		2549.5(40185)	20.69	19.67	18.63
		2506 (39750)	20.60	19.60	18.57
	50RB-Middle (25)	2680 (41490)	20.75	19.78	18.73
		2636.5(41055)	20.74	19.68	18.64
		2593 (40620)	20.76	19.72	18.73
		2549.5(40185)	20.74	19.69	18.61
		2506 (39750)	20.75	19.61	18.58
	50RB-Low (0)	2680 (41490)	20.73	19.76	18.71
		2636.5(41055)	20.70	19.70	18.64
		2593 (40620)	20.72	19.75	18.73
		2549.5(40185)	20.72	19.72	18.66
		2506 (39750)	20.57	19.57	18.53
	100RB (0)	2680 (41490)	20.72	19.73	18.68
		2636.5(41055)	20.65	19.64	18.60
		2593 (40620)	20.78	19.79	18.71
		2549.5(40185)	20.69	19.68	18.61
		2506 (39750)	20.60	19.61	18.54

LTE B66 DSI 2/4

Band 66					
Bandwidth (MHz)	RB allocation	Frequency (MHz)	Actual output power (dBm)		
	RB offset		QPSK	16QAM	64QAM
1.4MHz	1RB-High	1779.3 (132665)	24.13	23.42	22.29
		1745 (132322)	24.00	23.24	22.16
		1710.7 (131979)	24.30	23.51	22.43
	1RB-Middle (3)	1779.3 (132665)	24.15	23.34	22.26
		1745 (132322)	24.02	23.23	22.14
		1710.7 (131979)	24.29	23.58	22.34
	1RB-Low (0)	1779.3 (132665)	24.16	23.35	22.34
		1745 (132322)	23.97	23.26	22.18
		1710.7 (131979)	24.29	23.45	22.44
	3RB-High (3)	1779.3 (132665)	24.16	23.15	22.22
		1745 (132322)	24.02	22.97	21.98
		1710.7 (131979)	24.30	23.35	22.36
	3RB-Middle (1)	1779.3 (132665)	24.15	23.18	22.21
		1745 (132322)	24.00	22.97	22.12
		1710.7 (131979)	24.32	23.26	22.39

	3RB-Low (0)	1779.3 (132665)	24.14	23.19	22.20	
		1745 (132322)	24.02	23.01	22.08	
		1710.7 (131979)	24.32	23.28	22.33	
	6RB (0)	1779.3 (132665)	23.15	22.25	21.07	
		1745 (132322)	23.04	22.05	20.97	
		1710.7 (131979)	23.31	22.34	21.23	
3MHz	1RB-High (14)	1778.5 (132657)	24.15	23.36	22.34	
		1745 (132322)	24.00	23.21	22.17	
		1711.5 (131987)	24.33	23.47	22.47	
	1RB-Middle (7)	1778.5 (132657)	24.14	23.43	22.26	
		1745 (132322)	23.99	23.35	22.15	
		1711.5 (131987)	24.35	23.52	22.43	
	1RB-Low (0)	1778.5 (132657)	24.17	23.39	22.30	
		1745 (132322)	24.02	23.19	22.13	
		1711.5 (131987)	24.33	23.58	22.49	
	8RB-High (7)	1778.5 (132657)	23.14	22.18	21.18	
		1745 (132322)	22.97	22.07	21.02	
		1711.5 (131987)	23.32	22.37	21.31	
	8RB-Middle (4)	1778.5 (132657)	23.16	22.24	21.11	
		1745 (132322)	22.98	22.02	20.95	
		1711.5 (131987)	23.29	22.36	21.30	
	8RB-Low (0)	1778.5 (132657)	23.12	22.23	21.18	
		1745 (132322)	22.98	22.09	21.02	
		1711.5 (131987)	23.31	22.37	21.32	
	15RB (0)	1778.5 (132657)	23.11	22.18	21.11	
		1745 (132322)	23.00	22.01	20.95	
		1711.5 (131987)	23.35	22.34	21.32	
	5MHz	1RB-High (24)	1777.5 (132647)	24.24	23.50	22.27
			1745 (132322)	24.06	23.31	22.20
			1712.5 (131997)	24.38	23.50	22.49
1RB-Middle (12)		1777.5 (132647)	24.28	23.46	22.34	
		1745 (132322)	24.09	23.29	22.29	
		1712.5 (131997)	24.39	23.63	22.57	
1RB-Low (0)		1777.5 (132647)	24.17	23.36	22.38	
		1745 (132322)	24.08	23.32	22.27	
		1712.5 (131997)	24.40	23.59	22.53	
12RB-High (13)		1777.5 (132647)	23.14	22.17	21.20	
		1745 (132322)	22.99	21.99	21.00	
		1712.5 (131997)	23.32	22.36	21.26	
12RB-Middle (6)		1777.5 (132647)	23.23	22.16	21.14	
		1745 (132322)	23.03	22.03	21.07	
		1712.5 (131997)	23.37	22.34	21.36	
12RB-Low (0)		1777.5 (132647)	23.22	22.20	21.22	
		1745 (132322)	23.06	22.03	21.14	
		1712.5 (131997)	23.40	22.34	21.39	
25RB (0)		1777.5 (132647)	23.19	22.25	21.16	
		1745 (132322)	23.06	22.07	21.00	
		1712.5 (131997)	23.35	22.37	21.32	

10MHz	1RB-High (49)	1775 (132622)	24.31	23.50	22.37	
		1745 (132322)	24.12	23.29	22.17	
		1715 (132022)	24.35	23.59	22.35	
	1RB-Middle (24)	1775 (132622)	24.32	23.58	22.30	
		1745 (132322)	24.11	23.34	22.25	
		1715 (132022)	24.43	23.56	22.51	
	1RB-Low (0)	1775 (132622)	24.30	23.53	22.32	
		1745 (132322)	24.13	23.31	22.18	
		1715 (132022)	24.44	23.61	22.41	
	25RB-High (25)	1775 (132622)	23.29	22.27	21.18	
		1745 (132322)	23.15	22.13	21.09	
		1715 (132022)	23.43	22.45	21.36	
	25RB-Middle (12)	1775 (132622)	23.23	22.24	21.24	
		1745 (132322)	23.17	22.14	21.09	
		1715 (132022)	23.37	22.36	21.33	
	25RB-Low (0)	1775 (132622)	23.25	22.29	21.19	
		1745 (132322)	23.13	22.12	21.13	
		1715 (132022)	23.38	22.42	21.34	
	50RB (0)	1775 (132622)	23.31	22.29	21.26	
		1745 (132322)	23.17	22.15	21.08	
		1715 (132022)	23.42	22.38	21.31	
	15MHz	1RB-High (74)	1772.5 (132597)	24.44	23.42	22.34
			1745 (132322)	24.15	23.33	22.19
			1717.5 (132047)	24.28	23.43	22.40
1RB-Middle (37)		1772.5 (132597)	24.39	23.54	22.47	
		1745 (132322)	24.26	23.41	22.32	
		1717.5	24.48	23.63	22.51	
1RB-Low (0)		1772.5 (132597)	24.45	23.47	22.35	
		1745 (132322)	24.20	23.42	22.23	
		1717.5	24.46	23.57	22.50	
36RB-High (38)		1772.5 (132597)	23.38	22.32	21.27	
		1745 (132322)	23.17	22.18	21.16	
		1717.5 (132047)	23.36	22.35	21.34	
36RB-Middle (19)		1772.5 (132597)	23.38	22.34	21.23	
		1745 (132322)	23.22	22.13	21.10	
		1717.5 (132047)	23.40	22.42	21.37	
36RB-Low (0)		1772.5 (132597)	23.41	22.30	21.32	
		1745 (132322)	23.18	22.21	21.10	
		1717.5 (132047)	23.36	22.39	21.39	
75RB (0)		1772.5 (132597)	23.43	22.37	21.31	
		1745 (132322)	23.19	22.21	21.14	
		1717.5 (132047)	23.44	22.36	21.30	
20MHz		1RB-High (99)	1770 (132572)	24.30	23.42	22.41
			1745 (132322)	24.31	23.54	22.33
			1720 (132072)	24.36	23.52	22.50
	1RB-Middle (50)	1770 (132572)	24.44	23.62	22.51	
		1745 (132322)	24.39	23.51	22.40	

		1720 (132072)	24.47	23.63	22.55
1RB-Low (0)		1770 (132572)	24.32	23.56	22.49
		1745 (132322)	24.34	23.57	22.43
		1720 (132072)	24.39	23.63	22.50
50RB-High (50)		1770 (132572)	23.32	22.29	21.25
		1745 (132322)	23.32	22.37	21.31
		1720 (132072)	23.35	22.35	21.38
50RB-Middle (25)		1770 (132572)	23.48	22.50	21.38
		1745 (132322)	23.46	22.34	21.39
		1720 (132072)	23.56	22.44	21.38
50RB-Low (0)		1770 (132572)	23.46	22.48	21.48
		1745 (132322)	23.33	22.39	21.31
		1720 (132072)	23.52	22.41	21.45
100RB (0)		1770 (132572)	23.38	22.36	21.42
		1745 (132322)	23.35	22.34	21.33
		1720 (132072)	23.39	22.39	21.33

LTE B66 DSI 1

Band 66					
Bandwidth (MHz)	RB allocation	Frequency (MHz)	Actual output power (dBm)		
	RB offset		QPSK	16QAM	64QAM
1.4MHz	1RB-High	1779.3 (132665)	21.12	20.47	19.47
		1745 (132322)	20.86	20.29	19.23
		1710.7 (131979)	21.17	20.48	19.37
	1RB-Middle (3)	1779.3 (132665)	21.14	20.45	19.38
		1745 (132322)	20.89	20.20	19.28
		1710.7 (131979)	21.16	20.37	19.45
	1RB-Low (0)	1779.3 (132665)	21.14	20.45	19.46
		1745 (132322)	20.88	20.27	19.22
		1710.7 (131979)	21.18	20.55	19.51
	3RB-High (3)	1779.3 (132665)	21.15	20.13	19.42
		1745 (132322)	20.86	19.90	19.22
		1710.7 (131979)	21.20	20.14	19.47
	3RB-Middle (1)	1779.3 (132665)	21.16	20.08	19.43
		1745 (132322)	20.93	19.92	19.14
		1710.7 (131979)	21.21	20.22	19.46
	3RB-Low (0)	1779.3 (132665)	21.20	20.17	19.43
		1745 (132322)	20.93	19.88	19.13
		1710.7 (131979)	21.19	20.21	19.47
	6RB (0)	1779.3 (132665)	20.13	19.42	18.24
		1745 (132322)	19.91	19.12	18.00

		1710.7 (131979)	20.21	19.43	18.28
3MHz	1RB-High (14)	1778.5 (132657)	21.17	20.47	19.42
		1745 (132322)	20.91	20.17	19.21
		1711.5 (131987)	21.21	20.38	19.51
	1RB-Middle (7)	1778.5 (132657)	21.23	20.43	19.48
		1745 (132322)	20.94	20.16	19.26
		1711.5 (131987)	21.20	20.52	19.58
	1RB-Low (0)	1778.5 (132657)	21.21	20.39	19.43
		1745 (132322)	20.92	20.12	19.22
		1711.5 (131987)	21.19	20.36	19.53
	8RB-High (7)	1778.5 (132657)	20.14	19.35	18.31
		1745 (132322)	19.83	19.14	18.09
		1711.5 (131987)	20.17	19.45	18.33
	8RB-Middle (4)	1778.5 (132657)	20.15	19.39	18.33
		1745 (132322)	19.89	19.20	18.07
		1711.5 (131987)	20.17	19.45	18.39
	8RB-Low (0)	1778.5 (132657)	20.13	19.43	18.36
		1745 (132322)	19.86	19.12	18.11
		1711.5 (131987)	20.18	19.48	18.45
15RB (0)	1778.5 (132657)	20.16	19.38	18.27	
	1745 (132322)	19.92	19.06	18.42	
	1711.5 (131987)	20.20	19.35	18.38	
5MHz	1RB-High (24)	1777.5 (132647)	21.20	20.50	19.52
		1745 (132322)	20.94	20.33	19.23
		1712.5 (131997)	21.25	20.55	19.47
	1RB-Middle (12)	1777.5 (132647)	21.24	20.53	19.55
		1745 (132322)	20.99	20.25	19.28
		1712.5 (131997)	21.31	20.50	19.62
	1RB-Low (0)	1777.5 (132647)	21.19	20.44	19.37
		1745 (132322)	21.02	20.18	19.20
		1712.5 (131997)	21.26	20.46	19.59
	12RB-High (13)	1777.5 (132647)	20.13	19.34	18.25
		1745 (132322)	19.87	18.98	18.03
		1712.5 (131997)	20.26	19.31	18.37
	12RB-Middle (6)	1777.5 (132647)	20.20	19.28	18.35
		1745 (132322)	19.94	19.11	18.13
		1712.5 (131997)	20.25	19.38	18.43
	12RB-Low (0)	1777.5 (132647)	20.25	19.44	18.42
		1745 (132322)	19.97	19.11	18.15
		1712.5 (131997)	20.27	19.40	18.39
25RB (0)	1777.5 (132647)	20.21	19.37	18.37	
	1745 (132322)	19.91	19.07	18.08	
	1712.5 (131997)	20.25	19.47	18.37	
10MHz	1RB-High (49)	1775 (132622)	21.19	20.38	19.59
		1745 (132322)	20.97	20.26	19.20
		1715 (132022)	21.24	20.46	19.56
	1RB-Middle (24)	1775 (132622)	21.21	20.41	19.50
1745 (132322)		20.99	20.24	19.28	

	1RB-Low (0)	1715 (132022)	21.27	20.59	19.53	
		1775 (132622)	21.14	20.49	19.48	
		1745 (132322)	21.03	20.31	19.34	
	25RB-High (25)	1715 (132022)	21.29	20.48	19.52	
		1775 (132622)	20.20	19.40	18.32	
		1745 (132322)	19.99	19.13	18.18	
	25RB-Middle (12)	1715 (132022)	20.26	19.46	18.45	
		1775 (132622)	20.19	19.40	18.35	
		1745 (132322)	19.94	19.09	18.12	
	25RB-Low (0)	1715 (132022)	20.25	19.46	18.37	
		1775 (132622)	20.20	19.34	18.30	
		1745 (132322)	19.96	19.18	18.09	
	50RB (0)	1715 (132022)	20.20	19.38	18.41	
		1775 (132622)	20.25	19.41	18.38	
		1745 (132322)	19.98	19.14	18.12	
15MHz	1RB-High (74)	1715 (132022)	20.29	19.49	18.46	
		1772.5 (132597)	21.10	20.40	19.50	
		1745 (132322)	20.85	20.09	19.19	
	1RB-Middle (37)	1717.5 (132047)	21.03	20.33	19.40	
		1772.5 (132597)	21.16	20.49	19.49	
		1745 (132322)	20.93	20.20	19.32	
	1RB-Low (0)	1717.5	21.24	20.60	19.59	
		1772.5 (132597)	21.03	20.34	19.35	
		1745 (132322)	20.95	20.19	19.21	
	36RB-High (38)	1717.5	21.14	20.52	19.47	
		1772.5 (132597)	20.18	19.29	18.35	
		1745 (132322)	19.89	19.11	18.08	
	36RB-Middle (19)	1717.5 (132047)	20.19	19.40	18.38	
		1772.5 (132597)	20.15	19.27	18.28	
		1745 (132322)	19.98	19.11	18.08	
	36RB-Low (0)	1717.5 (132047)	20.15	19.36	18.38	
		1772.5 (132597)	20.19	19.29	18.29	
		1745 (132322)	19.98	19.16	18.15	
	75RB (0)	1717.5 (132047)	20.14	19.35	18.32	
		1772.5 (132597)	20.23	19.34	18.28	
		1745 (132322)	19.94	19.08	18.13	
	20MHz	1RB-High (99)	1717.5 (132047)	20.18	19.40	18.31
			1770 (132572)	20.87	20.23	19.09
			1745 (132322)	20.83	20.14	19.05
		1RB-Middle (50)	1720 (132072)	20.98	20.29	19.19
			1770 (132572)	21.01	20.19	19.28
			1745 (132322)	20.89	20.22	19.32
1RB-Low (0)		1720 (132072)	21.06	20.37	19.47	
		1770 (132572)	20.86	20.11	19.21	
		1745 (132322)	20.86	20.24	19.24	
50RB-High (50)		1720 (132072)	20.89	20.13	19.23	
			1770 (132572)	19.94	19.10	18.14

		1745 (132322)	19.94	19.05	18.02
		1720 (132072)	20.05	19.19	18.21
	50RB-Middle (25)	1770 (132572)	19.96	19.14	18.20
		1745 (132322)	19.96	19.06	18.07
	50RB-Low (0)	1720 (132072)	20.08	19.29	18.24
		1770 (132572)	20.02	19.16	18.17
		1745 (132322)	19.94	19.08	18.11
	100RB (0)	1720 (132072)	20.09	19.27	18.22
		1770 (132572)	20.04	19.19	18.17
		1745 (132322)	19.94	19.10	18.09
		1720 (132072)	20.07	19.20	18.16

LTE B71 DSI 1/2/4

Band 71						
Bandwidth (MHz)	RB allocation	Frequency (MHz)	Actual output power (dBm)			
	RB offset		QPSK	16QAM	64QAM	
5MHz	1RB-High (24)	695.5 (133447)	23.99	23.27	22.13	
		680.5 (133297)	23.91	23.20	22.01	
		665.5 (133147)	24.02	23.23	22.12	
	1RB-Middle (12)	695.5 (133447)	24.00	23.10	22.09	
		680.5 (133297)	24.00	23.17	22.12	
		665.5 (133147)	23.96	23.08	22.14	
	1RB-Low (0)	695.5 (133447)	24.02	23.15	22.12	
		680.5 (133297)	23.97	23.24	22.10	
		665.5 (133147)	24.00	23.10	22.05	
	12RB-High (13)	695.5 (133447)	22.94	21.93	20.95	
		680.5 (133297)	22.87	21.88	21.04	
		665.5 (133147)	22.89	21.89	21.03	
		12RB-Middle (6)	695.5 (133447)	22.95	21.95	20.97
			680.5 (133297)	22.90	21.93	21.04
			665.5 (133147)	22.93	21.90	21.07
	12RB-Low (0)	695.5 (133447)	23.00	21.99	21.00	
		680.5 (133297)	22.93	21.97	21.07	
		665.5 (133147)	22.89	21.86	21.01	
	25RB (0)	695.5 (133447)	22.98	22.02	21.02	
		680.5 (133297)	22.92	21.95	21.04	
		665.5 (133147)	22.93	21.91	21.05	
10MHz	1RB-High (49)	693 (132422)	23.99	23.28	22.10	
		680.5 (133297)	23.92	23.13	21.97	
		668 (133172)	23.96	23.10	22.06	
	1RB-Middle (24)	693 (132422)	23.99	23.22	22.07	
		680.5 (133297)	24.00	23.27	22.15	
		668 (133172)	24.09	23.26	22.07	

	1RB-Low (0)	693 (132422)	23.99	23.12	22.05	
		680.5 (133297)	23.96	23.16	22.07	
		668 (133172)	23.99	23.14	22.06	
	25RB-High (25)	693 (132422)	22.94	21.95	20.90	
		680.5 (133297)	22.92	21.98	21.07	
		668 (133172)	22.95	21.98	21.12	
	25RB-Middle (12)	693 (132422)	22.95	21.98	21.00	
		680.5 (133297)	22.94	21.96	21.04	
		668 (133172)	22.98	21.96	21.07	
	25RB-Low (0)	693 (132422)	23.04	22.04	21.02	
		680.5 (133297)	22.99	21.99	21.08	
		668 (133172)	22.96	21.96	21.04	
50RB (0)	693 (132422)	22.97	22.02	20.96		
	680.5 (133297)	22.97	21.93	21.03		
	668 (133172)	22.97	21.90	21.03		
15MHz	1RB-High (74)	690.5 (133397)	23.98	23.18	21.96	
		680.5 (133297)	23.86	23.03	21.97	
		670.5 (133197)	23.85	23.07	21.97	
	1RB-Middle (37)	690.5 (133397)	23.98	23.21	22.04	
		680.5 (133297)	23.99	23.12	22.05	
		670.5 (133197)	23.97	23.13	22.06	
	1RB-Low (0)	690.5 (133397)	23.95	23.07	21.98	
		680.5 (133297)	23.94	23.16	22.07	
		670.5 (133197)	23.96	23.04	22.07	
	36RB-High (38)	690.5 (133397)	22.97	21.99	20.95	
		680.5 (133297)	22.88	21.89	21.06	
		670.5 (133197)	22.95	21.96	21.03	
	36RB-Middle (19)	690.5 (133397)	22.88	21.94	20.98	
		680.5 (133297)	22.89	21.94	21.03	
		670.5 (133197)	22.90	21.93	21.06	
	36RB-Low (0)	690.5 (133397)	22.91	21.93	20.93	
		680.5 (133297)	22.96	21.94	21.05	
		670.5 (133197)	22.88	21.93	21.08	
	75RB (0)	690.5 (133397)	22.99	21.93	20.92	
		680.5 (133297)	22.89	21.91	21.03	
		670.5 (133197)	22.91	21.93	21.01	
	20MHz	1RB-High (99)	688 (133372)	23.93	23.02	21.94
			683 (133322)	23.89	23.05	22.01
			673 (133222)	23.85	23.00	21.84
1RB-Middle (50)		688 (133372)	24.00	23.26	22.06	
		683 (133322)	24.01	23.11	22.08	
		673 (133222)	23.98	23.23	22.15	
1RB-Low (0)		688 (133372)	23.92	23.10	22.07	
		683 (133322)	23.93	23.16	22.02	
		673 (133222)	23.97	23.05	21.93	
50RB-High (50)		688 (133372)	22.94	21.94	20.92	
		683 (133322)	22.94	21.93	20.91	
		673 (133222)	22.91	21.90	21.03	
50RB-Middle (25)		688 (133372)	22.95	21.98	20.93	
		683 (133322)	22.95	21.94	21.08	
		673 (133222)	22.94	21.93	21.08	

50RB-Low (0)	688 (133372)	23.00	22.00	21.13
	683 (133322)	23.01	22.02	21.05
	673 (133222)	22.96	21.90	21.05
100RB (0)	688 (133372)	22.99	21.94	20.95
	683 (133322)	23.00	21.97	21.07
	673 (133222)	22.94	21.92	20.98

ENDC-LTE B2-ANT2 DSI 2/4

Band 2					
Bandwidth (MHz)	RB allocation	Frequency (MHz)	Actual output power (dBm)		
	RB offset		QPSK	16QAM	64QAM
1.4MHz	1RB-High (5)	1909.3	23.33	22.33	21.31
		1880	23.22	22.31	21.26
		1850.7	23.20	22.36	21.34
	1RB-Middle (3)	1909.3	23.28	22.29	21.31
		1880	23.37	22.26	21.22
		1850.7	23.32	22.34	21.26
	1RB-Low (0)	1909.3	23.22	22.23	21.27
		1880	23.25	22.31	21.22
		1850.7	23.23	22.24	21.31
	3RB-High (3)	1909.3	22.24	21.31	20.30
		1880	22.27	21.24	20.32
		1850.7	22.26	21.28	20.25
		1909.3	22.15	21.33	20.34
		1880	22.32	21.33	20.29
		1850.7	22.25	21.26	20.31
	3RB-Middle (1)	1909.3	22.27	21.21	20.26
		1880	22.16	21.33	20.31
		1850.7	22.17	21.25	20.24
	3RB-Low (0)	1909.3	22.16	21.33	20.25
		1880	22.21	21.31	20.25
		1850.7	22.24	21.32	20.35
3MHz	1RB-High (14)	1908.5	23.21	22.22	21.25
		1880	23.23	22.26	21.24
		1851.5	23.20	22.19	21.25
	1RB-Middle (7)	1908.5	23.34	22.16	21.28
		1880	23.41	22.16	21.21
		1851.5	23.18	22.19	21.17
	1RB-Low (0)	1908.5	23.19	22.23	21.16
		1880	23.20	22.22	21.26
		1851.5	23.40	22.25	21.19
	8RB-High (7)	1908.5	22.22	21.23	20.16
		1880	22.19	21.26	20.20

	8RB-Middle (4)	1851.5	22.26	21.25	20.19	
		1908.5	22.15	21.21	20.21	
		1880	22.29	21.22	20.25	
	8RB-Low (0)	1851.5	22.28	21.15	20.21	
		1908.5	22.27	21.28	20.26	
		1880	22.18	21.16	20.16	
	15RB (0)	1851.5	22.15	21.19	20.18	
		1908.5	22.19	21.16	20.16	
		1880	22.21	21.20	20.28	
5MHz	1RB-High (24)	1851.5	22.15	21.19	20.19	
		1907.5	23.35	22.28	21.19	
		1880	23.29	22.19	21.19	
	1RB-Middle (12)	1852.5	23.29	22.28	21.23	
		1907.5	23.38	22.15	21.27	
		1880	23.44	22.21	21.26	
	1RB-Low (0)	1852.5	23.26	22.26	21.23	
		1907.5	23.16	22.22	21.15	
		1880	23.18	22.26	21.23	
	12RB-High (13)	1852.5	23.17	22.19	21.28	
		1907.5	22.22	21.16	20.18	
		1880	22.18	21.18	20.21	
	12RB-Middle (6)	1852.5	22.16	21.25	20.28	
		1907.5	22.24	21.27	20.17	
		1880	22.33	21.15	20.26	
	12RB-Low (0)	1852.5	22.20	21.18	20.19	
		1907.5	22.23	21.20	20.21	
		1880	22.28	21.21	20.16	
	25RB (0)	1852.5	22.21	21.24	20.25	
		1907.5	22.15	21.17	20.20	
		1880	22.19	21.28	20.24	
	10MHz	1RB-High (49)	1852.5	22.27	21.15	20.20
			1905	23.24	22.26	21.21
			1880	23.32	22.23	21.24
1RB-Middle (24)		1855	23.38	22.22	21.20	
		1905	23.30	22.23	21.16	
		1880	23.43	22.26	21.19	
1RB-Low (0)		1855	23.25	22.21	21.16	
		1905	23.26	22.27	21.21	
		1880	23.38	22.20	21.20	
25RB-High (25)		1855	23.20	22.23	21.18	
		1905	22.18	21.18	20.25	
		1880	22.20	21.19	20.20	
25RB-Middle (12)		1855	22.19	21.15	20.20	
		1905	22.21	21.18	20.24	
		1880	22.35	21.19	20.26	
25RB-Low (0)		1855	22.27	21.17	20.15	
		1905	22.20	21.25	20.15	
			1880	22.28	21.24	20.26

	50RB (0)	1855	22.19	21.21	20.26	
		1905	22.16	21.23	20.16	
		1880	22.21	21.27	20.17	
		1855	22.19	21.17	20.21	
15MHz	1RB-High (74)	1902.5	23.35	22.16	21.21	
		1880	23.33	22.22	21.28	
		1857.5	23.38	22.20	21.21	
	1RB-Middle (37)	1902.5	23.38	22.25	21.20	
		1880	22.41	22.19	21.19	
		1857.5 (18675)	23.39	22.28	21.26	
	1RB-Low (0)	1902.5	23.38	22.21	21.16	
		1880	23.38	22.18	21.26	
		1857.5 (18675)	23.32	22.15	21.18	
	36RB-High (38)	1902.5	22.26	21.19	20.18	
		1880	22.15	21.23	20.17	
		1857.5	22.23	21.28	20.26	
	36RB-Middle (19)	1902.5	22.22	21.27	20.22	
		1880	22.32	21.25	20.21	
		1857.5	22.18	21.26	20.20	
	36RB-Low (0)	1902.5	22.25	21.25	20.25	
		1880	22.24	21.27	20.15	
		1857.5	22.20	21.17	20.27	
	75RB (0)	1902.5	22.20	21.21	20.20	
		1880	22.16	21.19	20.21	
		1857.5	22.18	21.27	20.16	
	20MHz	1RB-High (99)	1900	23.33	22.36	21.18
			1880	23.32	22.37	21.23
			1860	23.34	22.29	21.22
1RB-Middle (50)		1900	23.30	22.41	21.22	
		1880	23.43	22.47	21.26	
		1860	23.41	22.22	21.19	
1RB-Low (0)		1900	23.22	22.31	21.21	
		1880	23.25	22.31	21.23	
		1860	23.33	22.33	21.23	
50RB-High (50)		1900	22.22	21.32	20.24	
		1880	22.41	21.36	20.20	
		1860	22.31	21.11	20.27	
50RB-Middle (25)		1900	22.31	21.33	20.21	
		1880	22.35	21.32	20.26	
		1860	22.35	21.36	20.16	
50RB-Low (0)		1900	22.33	21.22	20.19	
		1880	22.32	21.28	20.26	
		1860	22.36	21.35	20.26	
100RB (0)		1900	22.37	21.13	20.22	
		1880	22.40	21.32	20.19	
		1860	22.22	21.23	20.20	

ENDC-LTE B2-ANT2 DSI 1

Band 2					
Bandwidth (MHz)	RB allocation	Frequency (MHz)	Actual output power (dBm)		
	RB offset		QPSK	16QAM	64QAM
1.4MHz	1RB-High (5)	1909.3	21.32	20.23	19.25
		1880	21.33	20.18	19.23
		1850.7	21.26	20.28	19.23
	1RB-Middle (3)	1909.3	21.22	20.21	19.23
		1880	21.37	20.26	19.25
		1850.7	21.24	20.26	19.29
	1RB-Low (0)	1909.3	21.15	20.24	19.27
		1880	21.35	20.16	19.19
		1850.7	21.30	20.20	19.29
	3RB-High (3)	1909.3	20.31	19.18	18.11
		1880	20.25	19.31	18.10
		1850.7	20.22	19.24	18.22
	3RB-Middle (1)	1909.3	20.19	19.30	18.22
		1880	20.24	19.16	18.26
		1850.7	20.19	19.24	18.22
	3RB-Low (0)	1909.3	20.18	19.18	18.19
		1880	20.20	19.16	18.27
		1850.7	20.15	19.23	18.11
	6RB (0)	1909.3	20.21	19.15	18.11
		1880	20.23	19.15	18.21
		1850.7	20.20	19.17	18.19
3MHz	1RB-High (14)	1908.5	21.45	20.30	19.28
		1880	21.41	20.48	19.25
		1851.5	21.50	20.42	19.44
	1RB-Middle (7)	1908.5	21.36	20.43	19.29
		1880	21.57	20.27	19.41
		1851.5	21.53	20.27	19.39
	1RB-Low (0)	1908.5	21.27	20.45	19.32
		1880	21.41	20.33	19.42
		1851.5	21.40	20.30	19.32
	8RB-High (7)	1908.5	20.47	19.39	18.45
		1880	20.47	19.44	18.28
		1851.5	20.42	19.35	18.20
	8RB-Middle (4)	1908.5	20.44	19.45	18.37
		1880	20.44	19.30	18.46
		1851.5	20.33	19.42	18.47
	8RB-Low (0)	1908.5	20.46	19.27	18.21
		1880	20.47	19.33	18.39

		1851.5	20.51	19.36	18.51	
	15RB (0)	1908.5	20.24	19.31	18.45	
		1880	20.24	19.28	18.37	
		1851.5	20.17	19.25	18.26	
5MHz	1RB-High (24)	1907.5	21.44	20.40	19.51	
		1880	21.61	20.40	19.45	
		1852.5	21.49	20.35	19.37	
	1RB-Middle (12)	1907.5	21.26	20.26	19.50	
		1880	21.66	20.27	19.44	
		1852.5	21.39	20.45	19.32	
	1RB-Low (0)	1907.5	21.56	20.29	19.45	
		1880	21.62	20.25	19.39	
		1852.5	21.60	20.45	19.49	
	12RB-High (13)	1907.5	20.37	19.26	18.48	
		1880	20.44	19.31	18.42	
		1852.5	20.26	19.27	18.50	
	12RB-Middle (6)	1907.5	20.30	19.43	18.49	
		1880	20.46	19.44	18.45	
		1852.5	20.40	19.43	18.35	
	12RB-Low (0)	1907.5	20.49	19.34	18.47	
		1880	20.25	19.30	18.42	
		1852.5	20.45	19.33	18.41	
	25RB (0)	1907.5	20.15	19.31	18.46	
		1880	20.24	19.16	18.38	
		1852.5	20.16	19.27	18.43	
	10MHz	1RB-High (49)	1905	21.30	20.48	19.28
			1880	21.37	20.49	19.51
			1855	21.49	20.43	19.42
1RB-Middle (24)		1905	21.28	20.30	19.48	
		1880	21.54	20.35	19.32	
		1855	21.50	20.38	19.45	
1RB-Low (0)		1905	21.50	20.48	19.25	
		1880	21.42	20.46	19.32	
		1855	21.39	20.41	19.34	
25RB-High (25)		1905	20.33	19.40	18.37	
		1880	20.49	19.26	18.50	
		1855	20.34	19.25	18.45	
25RB-Middle (12)		1905	20.39	19.29	18.40	
		1880	20.32	19.25	18.34	
		1855	20.28	19.27	18.48	
25RB-Low (0)		1905	20.33	19.36	18.38	
		1880	20.29	19.37	18.35	
		1855	20.25	19.43	18.30	
50RB (0)		1905	20.16	19.24	18.31	
		1880	20.25	19.24	18.22	
		1855	20.18	19.19	18.21	
15MHz		1RB-High (74)	1902.5	21.66	20.71	19.70
			1880	21.64	20.64	19.67

	1RB-Middle (37)	1857.5	21.44	20.67	19.54	
		1902.5	21.37	20.62	19.65	
		1880	21.76	20.50	19.56	
	1RB-Low (0)	1857.5 (18675)	21.46	20.58	19.70	
		1902.5	21.57	20.40	19.42	
		1880	21.56	20.58	19.60	
	36RB-High (38)	1857.5 (18675)	21.39	20.56	19.47	
		1902.5	20.49	19.53	18.70	
		1880	20.51	19.52	18.71	
	36RB-Middle (19)	1857.5	20.39	19.41	18.71	
		1902.5	20.46	19.46	18.71	
		1880	20.48	19.59	18.71	
	36RB-Low (0)	1857.5	20.55	19.66	18.70	
		1902.5	20.36	19.45	18.71	
		1880	20.35	19.60	18.71	
	75RB (0)	1857.5	20.62	19.55	18.71	
		1902.5	20.41	19.42	18.71	
		1880	20.67	19.54	18.70	
	20MHz	1RB-High (99)	1857.5	20.37	19.70	18.70
			1900	21.40	20.46	19.42
			1880	21.49	20.54	19.50
1RB-Middle (50)		1860	21.50	20.47	19.50	
		1900	21.40	20.52	19.51	
		1880	21.60	20.40	19.54	
1RB-Low (0)		1860	21.48	20.43	19.55	
		1900	21.52	20.54	19.56	
		1880	21.42	20.40	19.58	
50RB-High (50)		1860	21.49	20.42	19.52	
		1900	20.40	19.54	18.53	
		1880	20.58	19.50	18.51	
50RB-Middle (25)		1860	20.46	19.51	18.39	
		1900	20.48	19.49	18.41	
		1880	20.44	19.41	18.54	
50RB-Low (0)		1860	20.53	19.51	18.58	
		1900	20.46	19.45	18.58	
		1880	20.54	19.45	18.39	
100RB (0)		1860	20.42	19.41	18.54	
		1900	20.50	19.52	18.52	
		1880	20.39	19.55	18.44	
		1860	20.54	19.43	18.54	

ENDC-LTE B66-ANT2 DSI 1/2/4

Band 66					
Bandwidth (MHz)	RB allocation	Frequency (MHz)	Actual output power (dBm)		
	RB offset		QPSK	16QAM	64QAM
1.4MHz	1RB-High (5)	1779.3	23.28	22.28	21.26
		1745	23.16	22.19	21.20
		1710.7	23.20	22.22	21.29
	1RB-Middle (3)	1779.3	23.31	22.28	21.30
		1745	23.23	22.26	21.26
		1710.7	23.12	22.17	21.25
	1RB-Low (0)	1779.3	23.10	22.15	21.19
		1745	23.30	22.17	21.15
		1710.7	23.11	22.25	21.26
	3RB-High (3)	1779.3	22.27	21.29	20.30
		1745	22.15	21.30	20.22
		1710.7	22.18	21.21	20.27
	3RB-Middle (1)	1779.3	22.32	21.31	20.14
		1745	22.19	21.23	20.26
		1710.7	22.27	21.19	20.20
	3RB-Low (0)	1779.3	22.28	21.20	20.28
		1745	22.17	21.16	20.15
		1710.7	22.16	21.23	20.27
	6RB (0)	1779.3	22.23	21.25	20.15
		1745	22.25	21.25	20.31
		1710.7	22.24	21.19	20.23
3MHz	1RB-High (14)	1778.5	23.15	22.27	21.18
		1745	23.29	22.27	21.23
		1711.5	23.22	22.20	21.26
	1RB-Middle (7)	1778.5	23.37	22.30	21.15
		1745	23.18	22.17	21.25
		1711.5	23.20	22.26	21.21
	1RB-Low (0)	1778.5	23.14	22.25	21.27
		1745	23.11	22.15	21.22
		1711.5	23.30	22.21	21.16
	8RB-High (7)	1778.5	22.16	21.21	20.27
		1745	22.27	21.29	20.15
		1711.5	22.22	21.30	20.29
	8RB-Middle (4)	1778.5	22.29	21.18	20.11
		1745	22.27	21.22	20.19
		1711.5	22.26	21.27	20.18
8RB-Low (0)	1778.5	22.20	21.17	20.26	
	1745	22.21	21.22	20.15	
	1711.5	22.21	21.25	20.30	

	15RB (0)	1778.5	22.24	21.26	20.14	
		1745	22.15	21.24	20.13	
		1711.5	22.22	21.19	20.29	
5MHz	1RB-High (24)	1777.5	23.23	22.25	21.17	
		1745	23.18	22.26	21.31	
		1712.5	23.20	22.26	21.26	
	1RB-Middle (12)	1777.5	23.39	22.17	21.17	
		1745	23.26	22.29	21.29	
		1712.5	23.11	22.30	21.23	
	1RB-Low (0)	1777.5	23.16	22.22	21.24	
		1745	23.15	22.16	21.21	
		1712.5	23.12	22.20	21.18	
	12RB-High (13)	1777.5	22.15	21.28	20.29	
		1745	22.21	21.30	20.10	
		1712.5	22.24	21.27	20.28	
	12RB-Middle (6)	1777.5	22.31	21.31	20.29	
		1745	22.27	21.30	20.11	
		1712.5	22.18	21.17	20.27	
	12RB-Low (0)	1777.5	22.23	21.16	20.23	
		1745	22.22	21.30	20.24	
		1712.5	22.24	21.31	20.25	
	25RB (0)	1777.5	22.25	21.23	20.13	
		1745	22.17	21.18	20.27	
		1712.5	22.19	21.16	20.31	
	10MHz	1RB-High (49)	1775	23.19	22.28	21.20
			1745	23.30	22.29	21.18
			1715	23.17	22.18	21.25
1RB-Middle (24)		1775	23.36	22.27	21.20	
		1745	23.21	22.29	21.31	
		1715	23.25	22.23	21.31	
1RB-Low (0)		1775	23.12	22.25	21.29	
		1745	23.17	22.29	21.22	
		1715	23.30	22.24	21.27	
25RB-High (25)		1775	22.26	21.27	20.23	
		1745	22.21	21.31	20.16	
		1715	22.18	21.29	20.28	
25RB-Middle (12)		1775	22.28	21.29	20.10	
		1745	22.22	21.24	20.22	
		1715	22.22	21.27	20.10	
25RB-Low (0)		1775	22.16	21.28	20.23	
		1745	22.15	21.23	20.13	
		1715	22.23	21.28	20.28	
50RB (0)		1775	22.19	21.31	20.26	
		1745	22.15	21.29	20.10	
		1715	22.23	21.24	20.11	
15MHz		1RB-High (74)	1772.5	23.23	22.20	21.29
			1745	23.30	22.27	21.19
			1717.5	23.10	22.28	21.28

	1RB-Middle (37)	1772.5	23.38	22.27	21.23
		1745	23.16	22.31	21.31
		1717.5 (132047)	23.13	22.15	21.16
	1RB-Low (0)	1772.5	23.26	22.15	21.28
		1745	23.12	22.18	21.31
		1717.5 (132047)	23.19	22.23	21.23
	36RB-High (38)	1772.5	22.32	21.22	20.22
		1745	22.27	21.25	20.25
		1717.5	22.13	21.25	20.19
	36RB-Middle (19)	1772.5	22.33	21.28	20.15
		1745	22.21	21.22	20.16
		1717.5	22.29	21.26	20.23
	36RB-Low (0)	1772.5	22.13	21.29	20.18
		1745	22.10	21.17	20.27
		1717.5	22.10	21.26	20.10
75RB (0)	1772.5	22.26	21.20	20.11	
	1745	22.14	21.25	20.27	
	1717.5	22.18	21.15	20.24	
20MHz	1RB-High (99)	1770	23.25	22.28	21.22
		1745	23.33	22.34	21.39
		1720	23.34	22.36	21.27
	1RB-Middle (50)	1770	23.42	22.47	21.22
		1745	23.24	22.41	21.26
		1720	23.39	22.36	21.30
	1RB-Low (0)	1770	23.25	22.29	21.33
		1745	23.26	22.35	21.21
		1720	23.29	22.29	21.25
	50RB-High (50)	1770	22.33	21.27	20.27
		1745	22.24	21.26	20.24
		1720	22.31	21.25	20.31
	50RB-Middle (25)	1770	22.36	21.34	20.22
		1745	22.33	21.31	20.19
		1720	22.31	21.24	20.22
	50RB-Low (0)	1770	22.39	21.32	20.35
		1745	22.24	21.25	20.33
		1720	22.35	21.21	20.23
	100RB (0)	1770	22.26	21.22	20.32
		1745	22.29	21.35	20.21
		1720	22.25	21.23	20.34

ENDC-LTE B2-ANT1 DSI 2

Band 2			
Bandwidth (MHz)	RB allocation	Frequency (MHz)	Actual output power (dBm)

	RB offset		QPSK	16QAM	64QAM	
1.4MHz	1RB-High (5)	1909.3	24.31	23.55	22.51	
		1880	24.34	23.53	22.56	
		1850.7	24.44	23.66	22.62	
	1RB-Middle (3)	1909.3	24.31	23.57	22.49	
		1880	24.37	23.63	22.49	
		1850.7	24.49	23.69	22.60	
	1RB-Low (0)	1909.3	24.34	23.58	22.51	
		1880	24.39	23.56	22.51	
		1850.7	24.43	23.70	22.54	
	3RB-High (3)	1909.3	24.36	23.36	22.43	
		1880	24.36	23.25	22.43	
		1850.7	24.45	23.41	22.49	
	3RB-Middle (1)	1909.3	24.36	23.32	22.42	
		1880	24.36	23.36	22.40	
		1850.7	24.44	23.49	22.50	
	3RB-Low (0)	1909.3	24.36	23.40	22.42	
		1880	24.36	23.29	22.39	
		1850.7	24.41	23.40	22.49	
	6RB (0)	1909.3	23.37	22.43	21.33	
		1880	23.37	22.41	21.47	
		1850.7	23.44	22.50	21.39	
	3MHz	1RB-High (14)	1908.5	24.32	23.56	22.45
			1880	24.35	23.58	22.40
			1851.5	24.43	23.60	22.59
		1RB-Middle (7)	1908.5	24.35	23.59	22.54
			1880	24.36	23.63	22.53
			1851.5	24.45	23.72	22.54
1RB-Low (0)		1908.5	24.32	23.51	22.51	
		1880	24.28	23.60	22.45	
		1851.5	24.47	23.70	22.50	
8RB-High (7)		1908.5	23.31	22.44	21.32	
		1880	23.31	22.36	21.32	
		1851.5	23.42	22.45	21.44	
8RB-Middle (4)		1908.5	23.31	22.41	21.40	
		1880	23.34	22.39	21.32	
		1851.5	23.46	22.54	21.48	
8RB-Low (0)		1908.5	23.36	22.37	21.38	
		1880	23.33	22.35	21.38	
		1851.5	23.41	22.45	21.45	
15RB (0)		1908.5	23.34	22.38	21.32	
		1880	23.33	22.28	21.42	
		1851.5	23.44	22.44	21.39	
5MHz		1RB-High (24)	1907.5	24.39	23.57	22.56
			1880	24.38	23.56	22.51
			1852.5	24.47	23.79	22.55
		1RB-Middle	1907.5	24.39	23.58	22.47

	(12)	1880	24.44	23.64	22.59
		1852.5	24.49	23.73	22.58
	1RB-Low (0)	1907.5	24.39	23.58	22.46
		1880	24.33	23.57	22.43
	12RB-High (13)	1852.5	24.46	23.77	22.61
		1907.5	23.30	22.27	21.36
		1880	23.32	22.25	21.33
	12RB-Middle (6)	1852.5	23.41	22.43	21.42
		1907.5	23.35	22.36	21.38
		1880	23.34	22.32	21.31
	12RB-Low (0)	1852.5	23.47	22.48	21.41
		1907.5	23.35	22.34	21.39
		1880	23.37	22.35	21.33
	25RB (0)	1852.5	23.45	22.42	21.48
		1907.5	23.40	22.37	21.33
1880		23.39	22.34	21.34	
10MHz	1RB-High (49)	1852.5	23.42	22.43	21.36
		1905	24.39	23.51	22.50
		1880	24.35	23.58	22.53
	1RB-Middle (24)	1855	24.37	23.70	22.58
		1905	24.39	23.56	22.47
		1880	24.42	23.68	22.51
	1RB-Low (0)	1855	24.49	23.77	22.67
		1905	24.36	23.63	22.47
		1880	24.33	23.57	22.47
	25RB-High (25)	1855	24.48	23.73	22.59
		1905	23.33	22.32	21.35
		1880	23.39	22.37	21.38
	25RB-Middle (12)	1855	23.45	22.44	21.38
		1905	23.28	22.32	21.38
		1880	23.32	22.36	21.33
25RB-Low (0)	1855	23.43	22.41	21.43	
	1905	23.35	22.35	21.38	
	1880	23.36	22.37	21.31	
50RB (0)	1855	23.45	22.41	21.38	
	1905	23.33	22.33	21.35	
	1880	23.35	22.33	21.36	
15MHz	1RB-High (74)	1855	23.38	22.43	21.40
		1902.5	24.30	23.55	22.36
		1880	24.28	23.46	22.34
	1RB-Middle (37)	1857.5	24.28	23.61	22.42
		1902.5	24.30	23.59	22.51
		1880	24.34	23.68	22.42
	1RB-Low (0)	1857.5 (18675)	24.36	23.72	22.53
		1902.5	24.29	23.58	22.44
		1880	24.26	23.52	22.32

		1857.5 (18675)	24.40	23.74	22.53
	36RB-High (38)	1902.5	23.32	22.28	21.33
		1880	23.32	22.29	21.39
		1857.5	23.31	22.33	21.40
	36RB-Middle (19)	1902.5	23.32	22.34	21.38
		1880	23.36	22.29	21.33
		1857.5	23.36	22.34	21.33
	36RB-Low (0)	1902.5	23.34	22.35	21.34
		1880	23.35	22.25	21.33
		1857.5	23.44	22.36	21.42
	75RB (0)	1902.5	23.27	22.26	21.31
		1880	23.35	22.32	21.41
1857.5		23.41	22.36	21.45	
20MHz	1RB-High (99)	1900	24.32	23.40	22.32
		1880	24.23	23.43	22.34
		1860	24.22	23.47	22.39
	1RB-Middle (50)	1900	24.38	23.52	22.50
		1880	24.44	23.64	22.49
		1860	24.42	23.66	22.59
	1RB-Low (0)	1900	24.22	23.45	22.38
		1880	24.30	23.53	22.40
		1860	24.36	23.55	22.48
	50RB-High (50)	1900	23.26	22.30	21.44
		1880	23.36	22.33	21.46
		1860	23.35	22.34	21.30
	50RB-Middle (25)	1900	23.35	22.33	21.31
		1880	23.43	22.38	21.37
		1860	23.37	22.38	21.31
	50RB-Low (0)	1900	23.33	22.37	21.30
		1880	23.38	22.31	21.47
		1860	23.33	22.37	21.35
	100RB (0)	1900	23.35	22.28	21.52
		1880	23.38	22.30	21.36
		1860	23.31	22.31	21.30

ENDC-LTE B2-ANT1 DSI 1

Band 2					
Bandwidth (MHz)	RB allocation	Frequency (MHz)	Actual output power (dBm)		
	RB offset		QPSK	16QAM	64QAM
1.4MHz	1RB-High (5)	1909.3 (19193)	18.18	17.45	16.32
		1880 (18900)	18.07	17.37	16.14
		1850.7 (18607)	18.17	17.44	16.33

	1RB-Middle (3)	1909.3 (19193)	18.17	17.47	16.31	
		1880 (18900)	18.11	17.38	16.23	
		1850.7 (18607)	18.21	17.43	16.26	
	1RB-Low (0)	1909.3 (19193)	18.14	17.50	16.26	
		1880 (18900)	18.04	17.36	16.27	
		1850.7 (18607)	18.17	17.49	16.33	
	3RB-High (3)	1909.3 (19193)	18.22	17.20	16.22	
		1880 (18900)	18.10	17.04	16.15	
		1850.7 (18607)	18.21	17.15	16.31	
	3RB-Middle (1)	1909.3 (19193)	18.17	17.23	16.22	
		1880 (18900)	18.13	17.09	16.15	
		1850.7 (18607)	18.21	17.15	16.24	
	3RB-Low (0)	1909.3 (19193)	18.23	17.15	16.20	
		1880 (18900)	18.13	17.17	16.21	
		1850.7 (18607)	18.20	17.21	16.23	
	6RB (0)	1909.3 (19193)	17.16	16.24	15.10	
		1880 (18900)	17.10	16.17	15.08	
		1850.7 (18607)	17.19	16.24	15.11	
	3MHz	1RB-High (14)	1908.5 (19185)	18.15	17.48	16.33
			1880 (18900)	18.10	17.29	16.25
			1851.5 (18615)	18.22	17.42	16.37
		1RB-Middle (7)	1908.5 (19185)	18.15	17.54	16.30
			1880 (18900)	18.14	17.49	16.30
			1851.5 (18615)	18.23	17.54	16.38
1RB-Low (0)		1908.5 (19185)	18.11	17.46	16.23	
		1880 (18900)	18.13	17.39	16.20	
		1851.5 (18615)	18.22	17.50	16.26	
8RB-High (7)		1908.5 (19185)	17.18	16.24	15.18	
		1880 (18900)	17.07	16.12	15.13	
		1851.5 (18615)	17.20	16.25	15.22	
8RB-Middle (4)		1908.5 (19185)	17.14	16.21	15.21	
		1880 (18900)	17.10	16.15	15.14	
		1851.5 (18615)	17.25	16.32	15.21	
8RB-Low (0)		1908.5 (19185)	17.18	16.23	15.18	
		1880 (18900)	17.15	16.23	15.15	
		1851.5 (18615)	17.19	16.27	15.21	
15RB (0)		1908.5 (19185)	17.17	16.18	15.12	
		1880 (18900)	17.11	16.13	15.03	
		1851.5 (18615)	17.17	16.25	15.17	
5MHz		1RB-High (24)	1907.5 (19175)	18.21	17.49	16.41
			1880 (18900)	18.12	17.31	16.22
			1852.5 (18625)	18.22	17.57	16.31
	1RB-Middle (12)	1907.5 (19175)	18.14	17.39	16.40	
		1880 (18900)	18.17	17.41	16.30	
		1852.5 (18625)	18.28	17.48	16.47	
	1RB-Low (0)	1907.5 (19175)	18.17	17.46	16.30	
		1880 (18900)	18.17	17.45	16.31	
		1852.5 (18625)	18.19	17.51	16.42	

	12RB-High (13)	1907.5 (19175)	17.20	16.16	15.11	
		1880 (18900)	17.09	16.04	15.08	
		1852.5 (18625)	17.27	16.25	15.20	
	12RB-Middle (6)	1907.5 (19175)	17.15	16.23	15.18	
		1880 (18900)	17.18	16.10	15.14	
		1852.5 (18625)	17.24	16.25	15.24	
	12RB-Low (0)	1907.5 (19175)	17.17	16.13	15.15	
		1880 (18900)	17.17	16.19	15.18	
		1852.5 (18625)	17.25	16.23	15.20	
	25RB (0)	1907.5 (19175)	17.17	16.18	15.17	
		1880 (18900)	17.13	16.15	15.09	
		1852.5 (18625)	17.18	16.24	15.16	
10MHz	1RB-High (49)	1905 (19150)	18.21	17.61	16.28	
		1880 (18900)	18.14	17.44	16.24	
		1855 (18650)	18.16	17.37	16.33	
	1RB-Middle (24)	1905 (19150)	18.24	17.52	16.34	
		1880 (18900)	18.17	17.51	16.40	
		1855 (18650)	18.30	17.59	16.43	
	1RB-Low (0)	1905 (19150)	18.16	17.40	16.36	
		1880 (18900)	18.24	17.42	16.36	
		1855 (18650)	18.27	17.46	16.30	
	25RB-High (25)	1905 (19150)	17.21	16.23	15.18	
		1880 (18900)	17.19	16.20	15.15	
		1855 (18650)	17.24	16.28	15.23	
	25RB-Middle (12)	1905 (19150)	17.17	16.20	15.14	
		1880 (18900)	17.15	16.20	15.14	
		1855 (18650)	17.26	16.26	15.23	
	25RB-Low (0)	1905 (19150)	17.31	16.28	15.26	
		1880 (18900)	17.25	16.25	15.19	
		1855 (18650)	17.22	16.25	15.19	
	50RB (0)	1905 (19150)	17.22	16.19	15.19	
		1880 (18900)	17.26	16.21	15.15	
		1855 (18650)	17.21	16.18	15.20	
	15MHz	1RB-High (74)	1902.5 (19125)	18.35	17.64	16.33
			1880 (18900)	18.22	17.55	16.39
			1857.5 (18675)	18.16	17.50	16.32
1RB-Middle (37)		1902.5 (19125)	18.36	17.48	16.40	
		1880 (18900)	18.29	17.62	16.40	
		1857.5 (18675)	18.34	17.50	16.36	
1RB-Low (0)		1902.5 (19125)	18.27	17.58	16.32	
		1880 (18900)	18.27	17.43	16.37	
		1857.5 (18675)	18.35	17.61	16.38	
36RB-High (38)		1902.5 (19125)	17.27	16.28	15.24	
		1880 (18900)	17.26	16.28	15.24	
		1857.5 (18675)	17.25	16.31	15.26	
36RB-Middle (19)		1902.5 (19125)	17.38	16.29	15.29	
		1880 (18900)	17.28	16.25	15.20	

	36RB-Low (0)	1857.5 (18675)	17.33	16.29	15.25	
		1902.5 (19125)	17.29	16.31	15.24	
		1880 (18900)	17.30	16.21	15.22	
	75RB (0)	1857.5 (18675)	17.37	16.34	15.27	
		1902.5 (19125)	17.36	16.32	15.24	
		1880 (18900)	17.35	16.23	15.23	
20MHz	1RB-High (99)	1857.5 (18675)	17.31	16.23	15.17	
		1900 (19100)	18.23	17.51	16.28	
		1880 (18900)	18.17	17.31	16.20	
	1RB-Middle (50)	1860 (18700)	18.12	17.42	16.32	
		1900 (19100)	18.31	17.57	16.30	
		1880 (18900)	18.37	17.42	16.38	
	1RB-Low (0)	1860 (18700)	18.32	17.54	16.33	
		1900 (19100)	18.19	17.41	16.17	
		1880 (18900)	18.23	17.43	16.43	
	50RB-High (50)	1860 (18700)	18.28	17.49	16.32	
		1900 (19100)	17.17	16.16	15.14	
		1880 (18900)	17.28	16.18	15.14	
	50RB-Middle (25)	1860 (18700)	17.23	16.23	15.12	
		1900 (19100)	17.34	16.28	15.21	
		1880 (18900)	17.36	16.22	15.21	
	50RB-Low (0)	1860 (18700)	17.25	16.20	15.14	
		1900 (19100)	17.29	16.20	15.16	
		1880 (18900)	17.34	16.24	15.28	
	100RB (0)	1860 (18700)	17.31	16.18	15.15	
		1900 (19100)	17.26	16.13	15.06	
		1880 (18900)	17.32	16.20	15.17	
			1860 (18700)	17.22	16.25	15.15

ENDC-LTE B2-ANT1 DSI 4

Band 2					
Bandwidth (MHz)	RB allocation	Frequency (MHz)	Actual output power (dBm)		
	RB offset		QPSK	16QAM	64QAM
1.4MHz	1RB-High (5)	1909.3	20.99	20.25	19.31
		1880	20.91	20.20	19.19
		1850.7	21.01	20.27	19.38
	1RB-Middle (3)	1909.3	20.98	20.29	19.30
		1880	20.97	20.32	19.26
		1850.7	21.02	20.35	19.40
	1RB-Low (0)	1909.3	21.00	20.26	19.30
		1880	20.96	20.27	19.28
		1850.7	20.99	20.37	19.32
	3RB-High (3)	1909.3	21.05	19.89	19.25

		1880	20.94	19.90	19.20
		1850.7	21.02	20.07	19.34
	3RB-Middle (1)	1909.3	20.99	19.92	19.26
		1880	20.90	19.89	19.15
	3RB-Low (0)	1850.7	21.04	20.05	19.34
		1909.3	20.99	19.93	19.22
		1880	20.95	19.94	19.20
	6RB (0)	1850.7	21.07	19.99	19.31
		1909.3	19.95	19.25	18.09
		1880	19.92	19.19	18.08
3MHz	1RB-High (14)	1850.7	20.03	19.29	18.16
		1908.5	21.03	20.25	19.38
		1880	20.91	20.16	19.27
	1RB-Middle (7)	1851.5	21.05	20.36	19.31
		1908.5	20.94	20.38	19.39
		1880	20.94	20.24	19.30
	1RB-Low (0)	1851.5	21.10	20.27	19.39
		1908.5	20.97	20.29	19.35
		1880	20.97	20.18	19.22
	8RB-High (7)	1851.5	21.06	20.38	19.33
		1908.5	19.96	19.22	18.14
		1880	19.89	19.15	18.09
	8RB-Middle (4)	1851.5	20.03	19.32	18.28
		1908.5	19.98	19.25	18.19
		1880	19.90	19.18	18.13
	8RB-Low (0)	1851.5	20.04	19.28	18.26
		1908.5	20.01	19.28	18.25
		1880	19.93	19.15	18.14
	15RB (0)	1851.5	20.06	19.32	18.23
		1908.5	19.99	19.17	18.15
		1880	19.95	19.03	18.06
5MHz	1RB-High (24)	1851.5	20.04	19.27	18.23
		1907.5	21.01	20.35	19.34
		1880	20.96	20.23	19.28
	1RB-Middle (12)	1852.5	21.10	20.30	19.36
		1907.5	21.05	20.21	19.34
		1880	21.02	20.35	19.37
	1RB-Low (0)	1852.5	21.05	20.46	19.38
		1907.5	21.03	20.26	19.34
		1880	21.02	20.34	19.30
	12RB-High (13)	1852.5	21.06	20.24	19.30
		1907.5	20.00	19.04	18.05
		1880	19.94	19.07	18.07
	12RB-Middle (6)	1852.5	19.96	19.11	18.20
		1907.5	20.04	19.19	18.22
		1880	19.97	19.15	18.09
	12RB-Low (0)	1852.5	20.07	19.19	18.26
		1907.5	20.03	19.18	18.18

	25RB (0)	1880	20.00	19.15	18.22	
		1852.5	20.06	19.21	18.21	
		1907.5	20.03	19.22	18.20	
		1880	19.94	19.20	18.12	
10MHz	1RB-High (49)	1852.5	20.10	19.27	18.27	
		1905	20.95	20.44	19.38	
		1880	20.96	20.33	19.25	
	1RB-Middle (24)	1855	21.10	20.36	19.39	
		1905	21.04	20.42	19.39	
		1880	21.04	20.32	19.27	
	1RB-Low (0)	1855	21.13	20.42	19.31	
		1905	20.99	20.24	19.32	
		1880	20.91	20.31	19.20	
	25RB-High (25)	1855	21.04	20.35	19.35	
		1905	19.98	19.18	18.11	
		1880	19.92	19.10	18.05	
	25RB-Middle (12)	1855	20.08	19.23	18.19	
		1905	20.03	19.18	18.18	
		1880	19.97	19.17	18.13	
	25RB-Low (0)	1855	20.10	19.24	18.25	
		1905	20.05	19.23	18.17	
		1880	20.00	19.16	18.09	
	50RB (0)	1855	19.98	19.21	18.24	
		1905	20.05	19.17	18.19	
		1880	19.97	19.12	18.12	
	15MHz	1RB-High (74)	1855	20.05	19.27	18.24
			1902.5	20.95	20.19	19.26
			1880	20.86	20.03	19.19
1RB-Middle (37)		1857.5	20.91	20.14	19.29	
		1902.5	20.84	20.27	19.28	
		1880	20.99	20.25	19.27	
1RB-Low (0)		1857.5 (18675)	21.00	20.36	19.41	
		1902.5	20.86	20.13	19.21	
		1880	20.82	20.10	19.16	
36RB-High (38)		1857.5 (18675)	20.99	20.26	19.30	
		1902.5	19.93	19.13	18.09	
		1880	19.85	19.10	18.08	
36RB-Middle (19)		1857.5	20.01	19.18	18.17	
		1902.5	19.90	19.10	18.14	
		1880	19.94	19.04	18.10	
36RB-Low (0)		1857.5	20.03	19.16	18.16	
		1902.5	19.87	19.15	18.07	
		1880	19.98	19.16	18.14	
75RB (0)		1857.5	20.02	19.16	18.18	
		1902.5	19.96	19.13	18.13	
			1880	19.93	19.06	18.04

		1857.5	20.02	19.19	18.15
20MHz	1RB-High (99)	1900	20.94	20.28	19.26
		1880	20.82	19.98	19.10
		1860	20.85	20.22	19.18
	1RB-Middle (50)	1900	20.99	20.15	19.21
		1880	21.24	20.33	19.22
		1860	21.08	20.39	19.31
	1RB-Low (0)	1900	20.82	20.18	19.12
		1880	20.87	20.07	19.09
		1860	21.02	20.26	19.35
	50RB-High (50)	1900	19.90	19.06	18.12
		1880	19.96	19.11	18.10
		1860	19.98	19.18	18.18
	50RB-Middle (25)	1900	19.96	19.13	18.11
		1880	20.12	19.07	18.08
		1860	20.07	19.22	18.15
	50RB-Low (0)	1900	19.93	19.09	18.04
		1880	20.00	19.07	18.08
		1860	20.03	19.10	18.16
	100RB (0)	1900	19.93	19.03	18.09
		1880	19.96	19.05	18.06
		1860	19.97	19.15	18.12

ENDC-LTE B66-ANT1 DSI 2/4

= Standalone LTE B66 DSI 2/4

ENDC-LTE B66-ANT1 DSI 1

= Standalone LTE B66 DSI 1

Uplink maximum output power is measured with downlink carrier aggregation active, using the channel with highest measured maximum output power when downlink carrier aggregation is inactive. SAR test is not required since maximum output power when downlink carrier aggregation active is not more than ¼ dB higher than the maximum output power measured when downlink carrier aggregation inactive.

The device supports Intra-band uplink LTE Carrier Aggregation (CA) CA_B41C. The conducted power measurement results of LTE CA are provided as follow.

All other uplink communications are identical to the release 8 specifications. Other LTE Rel.10 or higher features are not supported, including Enhanced SC-FDMA or Uplink MIMO etc.

The conducted power measurement results of LTE downlink CA are as below:

DL LTE CA Class	PCC								SCC			Power		
	PCC Band	PCC Band width (MHz)	PCC UL RB size	PCC UL RB offset	PCC DL RB size	PCC DL RB offset	PCC UL Channel	PCC DL Channel	SCC Band	SCC Band width (MHz)	SCC DL Channel	Rel 8 LTETx Power(dBm)	Rel 10 DL LTE CA Tx Power(dBm)	Tune-up
66B	66	15	1	37	75	0	132047	66511	66	5	66604	24.48	24.17	25
66A-66A	66	20	1	50	100	0	132072	66536	66	20	67036	24.47	24.16	25
66C	66	20	1	50	100	0	132072	66536	66	20	66734	24.47	24.18	25
12A-66A	12	10	1	0	50	0	23060	5060	66	20	66786	24.27	24.09	25
41A-41A	41	20	1	50	100	0	39750	39750	41	20	41490	26.48	26.37	26.5
41C	41	20	1	50	100	0	39750	39750	41	20	39948	26.48	26.39	26.5
25A-25A	25	20	1	50	100	0	26140	8140	25	20	8590	24.43	24.12	25
25A-26A	25	20	1	50	100	0	26140	8140	26	15	8865	24.43	24.20	25
66A-71A	66	20	1	50	100	0	132072	66536	71	20	68786	24.47	24.15	25
25A-41A	25	20	1	50	100	0	26140	8140	41	20	39750	24.43	24.14	25
66A-12A	66	20	1	50	100	0	132072	66536	12	10	5095	24.47	24.14	25
26A-25A	26	15	1	0	100	0	26865	8865	25	20	26365	23.87	23.65	25
71A-66A	71	20	1	50	100	0	133322	68786	66	20	66536	24.01	23.82	25
41A-25A	41	20	1	50	100	0	39750	39750	25	20	26365	26.48	26.35	26.5

Note: Testing is not required in bands or modes not intended/allowed for US operation.

The conducted power measurement results of LTE uplink CA are as below :

41C-PC3 DS14										
UL LTE CA Class	PCC				SCC				Power	
	PCC Bandwidth	channel	RB	RB OFFSET	SCC Bandwidth	channel	RB	RB OFFSET	tune up	conducted power (dBm)
CA 41C	20M	41490	1	99	20M	41292	1	0	23	14.43
CA 41C	20M	41490	1	99	15M	41319	1	0	23	14.38
CA 41C	20M	41490	1	99	10M	41346	1	0	23	14.3
CA 41C	20M	41490	1	99	5M	41373	1	0	23	14.54
CA 41C	20M	39750	1	99	5M	39867	1	0	23	22.32
CA 41C	20M	39750	1	99	20M	39948	1	0	23	22.48
CA 41C	20M	39750	1	99	15M	39921	1	0	23	22.46
CA 41C	20M	39750	1	99	10M	39894	1	0	23	22.37
CA 41C	15M	41515	1	74	15M	41365	1	0	23	14.45
CA 41C	15M	41515	1	74	10M	41395	1	0	23	14.56
CA 41C	15M	39725	1	74	10M	39845	1	0	23	22.4
CA 41C	20M	41490	1	0	20M	41292	1	99	23	22.5
CA 41C	20M	41490	1	0	15M	41319	1	74	23	22.41
CA 41C	20M	41490	1	0	10M	41346	1	49	23	22.32
CA 41C	20M	39750	1	0	5M	39867	1	24	23	14.61
CA 41C	20M	41490	1	0	5M	41373	1	24	23	22.54
CA 41C	20M	39750	1	0	20M	39948	1	99	23	14.63
CA 41C	20M	39750	1	0	15M	39921	1	74	23	14.52
CA 41C	20M	39750	1	0	10M	39894	1	49	23	14.6
CA 41C	15M	41515	1	0	15M	41365	1	74	23	22.4
CA 41C	15M	41515	1	0	10M	41395	1	49	23	22.48
CA 41C	15M	39725	1	0	10M	39845	1	49	23	14.45

41C-PC3 DS11										
UL LTE CA Class	PCC				SCC				Power	
	PCC Bandwidth	channel	RB	RB OFFSET	SCC Bandwidth	channel	RB	RB OFFSET	tune up	conducted power (dBm)
CA 41C	20M	41490	1	99	20M	41292	1	0	21	14.32
CA 41C	20M	41490	1	99	15M	41319	1	0	21	14.48
CA 41C	20M	41490	1	99	10M	41346	1	0	21	14.29
CA 41C	20M	41490	1	99	5M	41373	1	0	21	14.31
CA 41C	20M	39750	1	99	5M	39867	1	0	21	19.39
CA 41C	20M	39750	1	99	20M	39948	1	0	21	19.11
CA 41C	20M	39750	1	99	15M	39921	1	0	21	19.28
CA 41C	20M	39750	1	99	10M	39894	1	0	21	19.38
CA 41C	15M	41515	1	74	15M	41365	1	0	21	14.24
CA 41C	15M	41515	1	74	10M	41395	1	0	21	14.37
CA 41C	15M	39725	1	74	10M	39845	1	0	21	19.5
CA 41C	20M	41490	1	0	20M	41292	1	99	21	19.11
CA 41C	20M	41490	1	0	15M	41319	1	74	21	19.24
CA 41C	20M	41490	1	0	10M	41346	1	49	21	19.46
CA 41C	20M	39750	1	0	5M	39867	1	24	21	14.33
CA 41C	20M	41490	1	0	5M	41373	1	24	21	19.39
CA 41C	20M	39750	1	0	20M	39948	1	99	21	14.26
CA 41C	20M	39750	1	0	15M	39921	1	74	21	14.3
CA 41C	20M	39750	1	0	10M	39894	1	49	21	14.5
CA 41C	15M	41515	1	0	15M	41365	1	74	21	19.35
CA 41C	15M	41515	1	0	10M	41395	1	49	21	19.37
CA 41C	15M	39725	1	0	10M	39845	1	49	21	14.52

41C-PC3 DS12										
UL LTE CA Class	PCC				SCC				Power	
	PCC Bandwidth	channel	RB	RB OFFSET	SCC Bandwidth	channel	RB	RB OFFSET	tune up	conducted power (dBm)
CA 41C	20M	41490	1	99	20M	41292	1	0	18	12.68
CA 41C	20M	41490	1	99	15M	41319	1	0	18	12.92
CA 41C	20M	41490	1	99	10M	41346	1	0	18	12.87
CA 41C	20M	41490	1	99	5M	41373	1	0	18	12.53
CA 41C	20M	39750	1	99	5M	39867	1	0	18	17.46
CA 41C	20M	39750	1	99	20M	39948	1	0	18	17.54
CA 41C	20M	39750	1	99	15M	39921	1	0	18	17.22
CA 41C	20M	39750	1	99	10M	39894	1	0	18	17.31
CA 41C	15M	41515	1	74	15M	41365	1	0	18	12.64
CA 41C	15M	41515	1	74	10M	41395	1	0	18	12.95
CA 41C	15M	39725	1	74	10M	39845	1	0	18	17.66
CA 41C	20M	41490	1	0	20M	41292	1	99	18	17.53
CA 41C	20M	41490	1	0	15M	41319	1	74	18	17.65
CA 41C	20M	41490	1	0	10M	41346	1	49	18	17.35
CA 41C	20M	39750	1	0	5M	39867	1	24	18	12.66
CA 41C	20M	41490	1	0	5M	41373	1	24	18	17.37
CA 41C	20M	39750	1	0	20M	39948	1	99	18	12.95
CA 41C	20M	39750	1	0	15M	39921	1	74	18	12.6
CA 41C	20M	39750	1	0	10M	39894	1	49	18	12.75
CA 41C	15M	41515	1	0	15M	41365	1	74	18	17.62
CA 41C	15M	41515	1	0	10M	41395	1	49	18	17.2
CA 41C	15M	39725	1	0	10M	39845	1	49	18	12.58

11.4 5G NR Measurement result

Maximum Target Power for Production Unit –Power Level DSI1/DSI2/DSI4

Band	Tune up (dBm)		
	Head Receiver ON + P-sensor ON + Cellular (Call/Data) + WLAN OFF	Hotspot Receiver off+ Hotspot on	Body worn SAR sensor ON + Cellular (Call/Data) + WLAN OFF
	DSI2	DSI1	DSI4
n25(SA/NSA)	25	22 ^[1]	25 ^[1]
n41(SA/NSA)	16 ^[1]	19.5 ^[1]	23 ^[1]
n66(SA/NSA)	25	23 ^[1]	25 ^[1]
n71(SA/NSA)	25	25	25
n77(SA)	16	20.5	23

[1] – The tune up power is only for SA.

Band	Tune up (dBm)		
	Head Receiver ON + P-sensor ON + Cellular (Call/Data) + WLAN OFF	Hotspot Receiver off+ Hotspot on	Body worn SAR sensor ON + Cellular (Call/Data) + WLAN OFF
	DSI2	DSI1	DSI4
n25(only for NSA)	25	20	23
n41(only for NSA)	14	17	21.5
n66(only for NSA)	25	21	24

Maximum power reduction (MPR) for power class 3

Modulation	MPR (dB)		
	Edge RB allocations	Outer RB allocations	Inner RB allocations
DFT-s-OFDM PI/2 BPSK	$\leq 3.5^1$	$\leq 1.2^1$	$\leq 0.2^1$
	0.5^2	0.5^2	0^2
DFT-s-OFDM QPSK	≤ 1		0
DFT-s-OFDM 16 QAM	≤ 2		≤ 1
DFT-s-OFDM 64 QAM	≤ 2.5		
DFT-s-OFDM 256 QAM	4.5		
CP-OFDM QPSK	≤ 3		≤ 1.5
CP-OFDM 16 QAM	≤ 3		≤ 2
CP-OFDM 64 QAM	≤ 3.5		
CP-OFDM 256 QAM	≤ 6.5		

NOTE 1: Applicable for UE operating in TDD mode with PI/2 BPSK modulation and UE indicates support for UE capability [powerBoosting-pi2BPSK] and if the IE powerBoostPi2BPSK is set to 1 and 40 % or less slots in radio frame are used for UL transmission for bands n40, n41, n77, n78 and n79. The reference power of 0 dB MPR is 26 dBm.

NOTE 2: Applicable for UE operating in FDD mode, or in TDD mode in bands other than n40, n41, n77, n78 and n79 and if the IE powerBoostPi2BPSK is set to 0 and if more than 40 % of slots in radio frame are used for UL transmission for bands n40, n41, n77, n78 and n79.

Maximum power reduction (MPR) for power class 2

Modulation	MPR (dB)		
	Edge RB allocations	Outer RB allocations	Inner RB allocations
DFT-s-OFDM PI/2 BPSK	≤ 3.5	≤ 0.5	0
DFT-s-OFDM QPSK	≤ 3.5	≤ 1	0
DFT-s-OFDM 16 QAM	≤ 3.5	≤ 2	≤ 1
DFT-s-OFDM 64 QAM	≤ 3.5	≤ 2.5	
DFT-s-OFDM 256 QAM	≤ 4.5		
CP-OFDM QPSK	≤ 3.5	≤ 3	≤ 1.5
CP-OFDM 16 QAM	≤ 3.5	≤ 3	≤ 2
CP-OFDM 64 QAM	≤ 3.5		
CP-OFDM 256 QAM	≤ 6.5		

11.4.1 NR-SA

N25 DSI 2/4

Test Freq Description	5G-n25							Power Results (dBm)
	SCS (kHz)	NR BW (MHz)	Modulation	RB allocation		NR Test Freq. (MHz)	NR Test CH.	n25
High	15	5	DFT-s-OFDM QPSK	Inner_Full	12_6	1912.5	382500	24.17
Middle	15	5	DFT-s-OFDM QPSK	Inner_Full	12_6	1882.5	376500	24.08
Low	15	5	DFT-s-OFDM QPSK	Inner_Full	12_6	1852.5	370500	24.08
High	15	20	DFT-s-OFDM QPSK	Inner_Full	50_25	1905	381000	24.03
Middle	15	20	DFT-s-OFDM QPSK	Inner_Full	50_25	1882.5	376500	24.05
Low	15	20	DFT-s-OFDM QPSK	Inner_Full	50_25	1860	372000	24.02
Middle	15	5	DFT-s-OFDM PI/2 BPSK1	Inner_Full	12_6	1912.5	382500	24.15
Middle	15	5	DFT-s-OFDM 16QAM	Inner_Full	12_6	1912.5	382500	23.05
Middle	15	5	DFT-s-OFDM 64QAM	Inner_Full	12_6	1912.5	382500	21.52
Middle	15	5	DFT-s-OFDM 256QAM	Inner_Full	12_6	1912.5	382500	19.53
Middle	15	5	CP-OFDM QPSK	Inner_Full	13_6	1912.5	382500	22.56
Middle	15	5	CP-OFDM 16QAM	Inner_Full	13_6	1912.5	382500	22.14
Middle	15	5	CP-OFDM 64QAM	Inner_Full	13_6	1912.5	382500	20.56
Middle	15	5	CP-OFDM 256QAM	Inner_Full	13_6	1912.5	382500	17.62
Middle	15	5	DFT-s-OFDM QPSK	Edge_Full_Right	2_23	1912.5	382500	22.97
Middle	15	5	DFT-s-OFDM QPSK	Edge_Full_Left	2_0	1912.5	382500	23.01
Middle	15	5	DFT-s-OFDM QPSK	Edge_1RB_Right	1_24	1912.5	382500	22.99
Middle	15	5	DFT-s-OFDM QPSK	Edge_1RB_Left	1_0	1912.5	382500	22.98
Middle	15	5	DFT-s-OFDM QPSK	Inner_1RB_Right	1_23	1912.5	382500	24.01
Middle	15	5	DFT-s-OFDM QPSK	Inner_1RB_Left	1_1	1912.5	382500	23.96
Middle	15	5	DFT-s-OFDM QPSK	Outer_Full	25_0	1912.5	382500	23.02
High	15	10	DFT-s-OFDM QPSK	Inner_Full	25_12	1910	382000	23.89
High	15	15	DFT-s-OFDM QPSK	Inner_Full	36_18	1907.5	381500	24.06

N25 DSI 1

Test Freq Description	5G-n25							Power Results (dBm)
	SCS (kHz)	NR BW (MHz)	Modulation	RB allocation		NR Test Freq. (MHz)	NR Test CH.	n25
High	15	5	DFT-s-OFDM QPSK	Inner_Full	12_6	1912.5	382500	21.41
Middle	15	5	DFT-s-OFDM QPSK	Inner_Full	12_6	1882.5	376500	21.46
Low	15	5	DFT-s-OFDM QPSK	Inner_Full	12_6	1852.5	370500	21.41
High	15	20	DFT-s-OFDM QPSK	Inner_Full	50_25	1905	381000	21.43
Middle	15	20	DFT-s-OFDM QPSK	Inner_Full	50_25	1882.5	376500	21.44
Low	15	20	DFT-s-OFDM QPSK	Inner_Full	50_25	1860	372000	21.42
Middle	15	5	DFT-s-OFDM PI/2 BPSK1	Inner_Full	12_6	1882.5	376500	21.19
Middle	15	5	DFT-s-OFDM 16QAM	Inner_Full	12_6	1882.5	376500	21.39
Middle	15	5	DFT-s-OFDM 64QAM	Inner_Full	12_6	1882.5	376500	20.87
Middle	15	5	DFT-s-OFDM 256QAM	Inner_Full	12_6	1882.5	376500	18.87
Middle	15	5	CP-OFDM QPSK	Inner_Full	13_6	1882.5	376500	21.36
Middle	15	5	CP-OFDM 16QAM	Inner_Full	13_6	1882.5	376500	21.31
Middle	15	5	CP-OFDM 64QAM	Inner_Full	13_6	1882.5	376500	19.73
Middle	15	5	CP-OFDM 256QAM	Inner_Full	13_6	1882.5	376500	16.81
Middle	15	5	DFT-s-OFDM QPSK	Edge_Full_Right	2_23	1882.5	376500	21.24
Middle	15	5	DFT-s-OFDM QPSK	Edge_Full_Left	2_0	1882.5	376500	21.29
Middle	15	5	DFT-s-OFDM QPSK	Edge_1RB_Right	1_24	1882.5	376500	21.29
Middle	15	5	DFT-s-OFDM QPSK	Edge_1RB_Left	1_0	1882.5	376500	21.30
Middle	15	5	DFT-s-OFDM QPSK	Inner_1RB_Right	1_23	1882.5	376500	21.32
Middle	15	5	DFT-s-OFDM QPSK	Inner_1RB_Left	1_1	1882.5	376500	21.25
Middle	15	5	DFT-s-OFDM QPSK	Outer_Full	25_0	1882.5	376500	21.26
Middle	15	10	DFT-s-OFDM QPSK	Inner_Full	25_12	1882.5	376500	21.17
Middle	15	15	DFT-s-OFDM QPSK	Inner_Full	36_18	1882.5	376500	21.34

N66 DSI 2/4

Test Freq Description	5G-n66						Power Results (dBm)	
	SCS (kHz)	NR BW (MHz)	Modulation	RB allocation		NR Test	NR Test CH.	n66
High	15	5	DFT-s-OFDM QPSK	Inner_Full	12@6	1777.5	355500	23.82
Middle	15	5	DFT-s-OFDM QPSK	Inner_Full	12@6	1745	349000	23.92
Low	15	5	DFT-s-OFDM QPSK	Inner_Full	12@6	1712.5	342500	23.87
High	15	20	DFT-s-OFDM QPSK	Inner_Full	50@25	1770	354000	23.81
Middle	15	20	DFT-s-OFDM QPSK	Inner_Full	50@25	1745	349000	23.78
Low	15	20	DFT-s-OFDM QPSK	Inner_Full	50@25	1720	344000	23.83
default	15	5	DFT-s-OFDM Pi/2 BPSK1	Inner_Full	12@6	1745	349000	23.68
default	15	5	DFT-s-OFDM 16QAM	Inner_Full	12@6	1745	349000	22.69
default	15	5	DFT-s-OFDM 64QAM	Inner_Full	12@6	1745	349000	21.17
default	15	5	DFT-s-OFDM 256QAM	Inner_Full	12@6	1745	349000	19.27
default	15	5	CP-OFDM QPSK	Inner_Full	13@6	1745	349000	22.18
default	15	5	CP-OFDM 16QAM	Inner_Full	13@6	1745	349000	21.76
default	15	5	CP-OFDM 64QAM	Inner_Full	13@6	1745	349000	20.15
default	15	5	CP-OFDM 256QAM	Inner_Full	13@6	1745	349000	17.16
default	15	5	DFT-s-OFDM QPSK	Edge_Full_Right	2@23	1745	349000	22.63
default	15	5	DFT-s-OFDM QPSK	Edge_Full_Left	2@0	1745	349000	22.65
default	15	5	DFT-s-OFDM QPSK	Edge_1RB_Right	1_24	1745	349000	22.57
default	15	5	DFT-s-OFDM QPSK	Edge_1RB_Left	1_0	1745	349000	22.59
default	15	5	DFT-s-OFDM QPSK	Inner_1RB_Right	1@23	1745	349000	23.58
default	15	5	DFT-s-OFDM QPSK	Inner_1RB_Left	1@1	1745	349000	23.56
default	15	5	DFT-s-OFDM QPSK	Outer_Full	25@0	1745	349000	22.69
default	15	10	DFT-s-OFDM QPSK	Inner_Full	25@12	1745	349000	23.52
default	15	15	DFT-s-OFDM QPSK	Inner_Full	36@18	1745	349000	23.68
default	15	30	DFT-s-OFDM QPSK	Inner_Full	80@40	1745	349000	23.64
default	15	40	DFT-s-OFDM QPSK	Inner_Full	108@54	1745	349000	23.58

N66 DSI 1

Test Freq Description	5G-n66						Power Results (dBm)	
	SCS (kHz)	NR BW (MHz)	Modulation	RB allocation		NR Test Freq. (MHz)	NR Test CH.	n66
High	15	5	DFT-s-OFDM QPSK	Inner_Full	12@6	1777.5	355500	22.65
Middle	15	5	DFT-s-OFDM QPSK	Inner_Full	12@6	1745	349000	22.77
Low	15	5	DFT-s-OFDM QPSK	Inner_Full	12@6	1712.5	342500	22.72
High	15	20	DFT-s-OFDM QPSK	Inner_Full	50@25	1770	354000	22.62
Middle	15	20	DFT-s-OFDM QPSK	Inner_Full	50@25	1745	349000	22.59
Low	15	20	DFT-s-OFDM QPSK	Inner_Full	50@25	1720	344000	22.64
default	15	5	DFT-s-OFDM Pi/2 BPSK1	Inner_Full	12@6	1745	349000	22.48
default	15	5	DFT-s-OFDM 16QAM	Inner_Full	12@6	1745	349000	22.51
default	15	5	DFT-s-OFDM 64QAM	Inner_Full	12@6	1745	349000	20.94
default	15	5	DFT-s-OFDM 256QAM	Inner_Full	12@6	1745	349000	19.09
default	15	5	CP-OFDM QPSK	Inner_Full	13@6	1745	349000	21.98
default	15	5	CP-OFDM 16QAM	Inner_Full	13@6	1745	349000	21.53
default	15	5	CP-OFDM 64QAM	Inner_Full	13@6	1745	349000	19.97
default	15	5	CP-OFDM 256QAM	Inner_Full	13@6	1745	349000	17.04
default	15	5	DFT-s-OFDM QPSK	Edge_Full_Right	2@23	1745	349000	22.52
default	15	5	DFT-s-OFDM QPSK	Edge_Full_Left	2@0	1745	349000	22.55
default	15	5	DFT-s-OFDM QPSK	Edge_1RB_Right	1_24	1745	349000	22.46
default	15	5	DFT-s-OFDM QPSK	Edge_1RB_Left	1_0	1745	349000	22.51
default	15	5	DFT-s-OFDM QPSK	Inner_1RB_Right	1@23	1745	349000	22.45
default	15	5	DFT-s-OFDM QPSK	Inner_1RB_Left	1@1	1745	349000	22.67
default	15	5	DFT-s-OFDM QPSK	Outer_Full	25@0	1745	349000	21.64
default	15	10	DFT-s-OFDM QPSK	Inner_Full	25@12	1745	349000	22.34
default	15	15	DFT-s-OFDM QPSK	Inner_Full	36@18	1745	349000	22.58
default	15	30	DFT-s-OFDM QPSK	Inner_Full	80@40	1745	349000	22.47
default	15	40	DFT-s-OFDM QPSK	Inner_Full	108@54	1745	349000	22.55

N71 DSI 1/2/4

Test Freq Description	5G-n71						Power Results (dBm)	
	SCS (kHz)	NR BW (MHz)	Modulation	RB allocation		NR Test Freq. (MHz)	NR Test CH.	n71
High	15	5	DFT-s-OFDM QPSK	Inner_Full	12@6	695.5	139100	23.82
Middle	15	5	DFT-s-OFDM QPSK	Inner_Full	12@6	680.5	136100	23.94
Low	15	5	DFT-s-OFDM QPSK	Inner_Full	12@6	665.5	133100	23.86
High	15	20	DFT-s-OFDM QPSK	Inner_Full	50@25	688	137600	23.73
Middle	15	20	DFT-s-OFDM QPSK	Inner_Full	50@25	680.5	136100	23.78
Low	15	20	DFT-s-OFDM QPSK	Inner_Full	50@25	673	134600	23.81
Middle	15	5	DFT-s-OFDM PI/2 BPSK1	Inner_Full	12@6	680.5	136100	23.88
Middle	15	5	DFT-s-OFDM 16QAM	Inner_Full	12@6	680.5	136100	22.83
Middle	15	5	DFT-s-OFDM 64QAM	Inner_Full	12@6	680.5	136100	21.23
Middle	15	5	DFT-s-OFDM 256QAM	Inner_Full	12@6	680.5	136100	19.42
Middle	15	5	CP-OFDM QPSK	Inner_Full	13@6	680.5	136100	22.31
Middle	15	5	CP-OFDM 16QAM	Inner_Full	13@6	680.5	136100	21.91
Middle	15	5	CP-OFDM 64QAM	Inner_Full	13@6	680.5	136100	20.41
Middle	15	5	CP-OFDM 256QAM	Inner_Full	13@6	680.5	136100	17.36
Middle	15	5	DFT-s-OFDM QPSK	Edge_Full_Right	2@23	680.5	136100	22.72
Middle	15	5	DFT-s-OFDM QPSK	Edge_Full_Left	2@0	680.5	136100	22.73
Middle	15	5	DFT-s-OFDM QPSK	Edge_1RB_Right	1_24	680.5	136100	22.67
Middle	15	5	DFT-s-OFDM QPSK	Edge_1RB_Left	1_0	680.5	136100	22.69
Middle	15	5	DFT-s-OFDM QPSK	Inner_1RB_Right	1@23	680.5	136100	23.65
Middle	15	5	DFT-s-OFDM QPSK	Inner_1RB_Left	1@1	680.5	136100	23.82
Middle	15	5	DFT-s-OFDM QPSK	Outer_Full	25@0	680.5	136100	22.87
Middle	15	10	DFT-s-OFDM QPSK	Inner_Full	25@12	680.5	136100	23.71
Middle	15	15	DFT-s-OFDM QPSK	Inner_Full	36@18	680.5	136100	23.72

N41 DSI 2

Test Freq Description	5G-n41						Power Results (dBm)	
	SCS (kHz)	NR BW (MHz)	Modulation	RB allocation		NR Test Freq. (MHz)	NR Test CH.	n41
High	30	20	DFT-s-OFDM QPSK	Inner_Full	25@12	2679.99	535998	14.93
Middle-1	30	20	DFT-s-OFDM QPSK	Inner_Full	25@12	2636.49	527298	14.97
Middle-2	30	20	DFT-s-OFDM QPSK	Inner_Full	25@12	2592.99	518598	14.99
Middle-3	30	20	DFT-s-OFDM QPSK	Inner_Full	25@12	2549.51	509902	14.96
Low	30	20	DFT-s-OFDM QPSK	Inner_Full	25@12	2506.02	501204	14.95
High	30	100	DFT-s-OFDM QPSK	Inner_Full	135@67	2640	528000	14.97
Middle	30	100	DFT-s-OFDM QPSK	Inner_Full	135@67	2616.51	523302	14.96
Middle	30	100	DFT-s-OFDM QPSK	Inner_Full	135@67	2592.99	518598	14.97
Middle	30	100	DFT-s-OFDM QPSK	Inner_Full	135@67	2569.5	513900	14.94
Low	30	100	DFT-s-OFDM QPSK	Inner_Full	135@67	2546.01	509202	14.96
Middle	30	20	DFT-s-OFDM PI/2 BPSK1	Inner_Full	25@12	2592.99	518598	14.93
Middle	30	20	DFT-s-OFDM 16QAM	Inner_Full	25@12	2592.99	518598	14.92
Middle	30	20	DFT-s-OFDM 64QAM	Inner_Full	25@12	2592.99	518598	14.88
Middle	30	20	DFT-s-OFDM 256QAM	Inner_Full	25@12	2592.99	518598	14.88
Middle	30	20	CP-OFDM QPSK	Inner_Full	25@12	2592.99	518598	14.84
Middle	30	20	CP-OFDM 16QAM	Inner_Full	25@12	2592.99	518598	14.93
Middle	30	20	CP-OFDM 64QAM	Inner_Full	25@12	2592.99	518598	14.86
Middle	30	20	CP-OFDM 256QAM	Inner_Full	25@12	2592.99	518598	14.87
Middle	30	20	DFT-s-OFDM QPSK	Edge_Full_Right	2@49	2592.99	518598	14.82
Middle	30	20	DFT-s-OFDM QPSK	Edge_Full_Left	2@0	2592.99	518598	14.87
Middle	30	20	DFT-s-OFDM QPSK	Edge_1RB_Right	1_50	2592.99	518598	14.82
Middle	30	20	DFT-s-OFDM QPSK	Edge_1RB_Left	1_0	2592.99	518598	14.85
Middle	30	20	DFT-s-OFDM QPSK	Inner_1RB_Right	1@49	2592.99	518598	14.82
Middle	30	20	DFT-s-OFDM QPSK	Inner_1RB_Left	1@1	2592.99	518598	14.87
Middle	30	20	DFT-s-OFDM QPSK	Outer_Full	50@0	2592.99	518598	14.92
Middle	30	30	DFT-s-OFDM QPSK	Inner_Full	36_18	2592.99	518598	14.87
Middle	30	40	DFT-s-OFDM QPSK	Inner_Full	50@25	2592.99	518598	14.87
Middle	30	50	DFT-s-OFDM QPSK	Inner_Full	64_32	2592.99	518598	14.87
Middle	30	60	DFT-s-OFDM QPSK	Inner_Full	81@40	2592.99	518598	14.81
Middle	30	70	DFT-s-OFDM QPSK	Inner_Full	90_45	2592.99	518598	14.97
Middle	30	80	DFT-s-OFDM QPSK	Inner_Full	108_54	2592.99	518598	14.91
Middle	30	90	DFT-s-OFDM QPSK	Inner_Full	120_60	2592.99	518598	14.95

N41 DSI 1

Test Freq Description	5G-n41							Power Results (dBm)
	SCS (kHz)	NR BW (MHz)	Modulation	RB allocation		NR Test Freq. (MHz)	NR Test CH.	n41
High	30	20	DFT-s-OFDM QPSK	Inner_Full	25@12	2679.99	535998	18.37
Middle-1	30	20	DFT-s-OFDM QPSK	Inner_Full	25@12	2636.49	527298	18.32
Middle-2	30	20	DFT-s-OFDM QPSK	Inner_Full	25@12	2592.99	518598	18.45
Middle-3	30	20	DFT-s-OFDM QPSK	Inner_Full	25@12	2549.51	509902	18.33
Low	30	20	DFT-s-OFDM QPSK	Inner_Full	25@12	2506.02	501204	18.34
High	30	100	DFT-s-OFDM QPSK	Inner_Full	135@67	2640	528000	18.43
Middle	30	100	DFT-s-OFDM QPSK	Inner_Full	135@67	2616.51	523302	18.38
Middle	30	100	DFT-s-OFDM QPSK	Inner_Full	135@67	2592.99	518598	18.41
Middle	30	100	DFT-s-OFDM QPSK	Inner_Full	135@67	2569.5	513900	18.39
Low	30	100	DFT-s-OFDM QPSK	Inner_Full	135@67	2546.01	509202	18.37
Middle	30	20	DFT-s-OFDM PI/2 BPSK1	Inner_Full	25@12	2592.99	518598	18.34
Middle	30	20	DFT-s-OFDM 16QAM	Inner_Full	25@12	2592.99	518598	18.32
Middle	30	20	DFT-s-OFDM 64QAM	Inner_Full	25@12	2592.99	518598	18.31
Middle	30	20	DFT-s-OFDM 256QAM	Inner_Full	25@12	2592.99	518598	18.30
Middle	30	20	CP-OFDM QPSK	Inner_Full	25@12	2592.99	518598	18.31
Middle	30	20	CP-OFDM 16QAM	Inner_Full	25@12	2592.99	518598	18.38
Middle	30	20	CP-OFDM 64QAM	Inner_Full	25@12	2592.99	518598	18.30
Middle	30	20	CP-OFDM 256QAM	Inner_Full	25@12	2592.99	518598	18.28
Middle	30	20	DFT-s-OFDM QPSK	Edge_Full_Right	2@49	2592.99	518598	18.28
Middle	30	20	DFT-s-OFDM QPSK	Edge_Full_Left	2@0	2592.99	518598	18.30
Middle	30	20	DFT-s-OFDM QPSK	Edge_1RB_Right	1_50	2592.99	518598	18.20
Middle	30	20	DFT-s-OFDM QPSK	Edge_1RB_Left	1_0	2592.99	518598	18.23
Middle	30	20	DFT-s-OFDM QPSK	Inner_1RB_Right	1@49	2592.99	518598	18.17
Middle	30	20	DFT-s-OFDM QPSK	Inner_1RB_Left	1@1	2592.99	518598	18.22
Middle	30	20	DFT-s-OFDM QPSK	Outer_Full	50@0	2592.99	518598	18.32
Middle	30	30	DFT-s-OFDM QPSK	Inner_Full	36_18	2592.99	518598	18.35
Middle	30	40	DFT-s-OFDM QPSK	Inner_Full	50@25	2592.99	518598	18.29
Middle	30	50	DFT-s-OFDM QPSK	Inner_Full	64_32	2592.99	518598	18.36
Middle	30	60	DFT-s-OFDM QPSK	Inner_Full	81@40	2592.99	518598	18.39
Middle	30	70	DFT-s-OFDM QPSK	Inner_Full	90_45	2592.99	518598	18.44
Middle	30	80	DFT-s-OFDM QPSK	Inner_Full	108_54	2592.99	518598	18.42
Middle	30	90	DFT-s-OFDM QPSK	Inner_Full	120_60	2592.99	518598	18.44

N41 DSI 4

No.	Test Freq Description	5G-n41							Power Results (dBm)
		SCS (kHz)	NR BW (MHz)	Modulation	RB allocation		NR Test Freq. (MHz)	NR Test CH.	n41
1	High	30	20	DFT-s-OFDM QPSK	Inner_Full	25@12	2679.99	535998	22.06
2	Middle-1	30	20	DFT-s-OFDM QPSK	Inner_Full	25@12	2636.49	527298	22.09
3	Middle-2	30	20	DFT-s-OFDM QPSK	Inner_Full	25@12	2592.99	518598	22.27
4	Middle-3	30	20	DFT-s-OFDM QPSK	Inner_Full	25@12	2549.51	509902	22.19
5	Low	30	20	DFT-s-OFDM QPSK	Inner_Full	25@12	2506.02	501204	22.23
6	High	30	100	DFT-s-OFDM QPSK	Inner_Full	135@67	2640	528000	22.21
7	Middle	30	100	DFT-s-OFDM QPSK	Inner_Full	135@67	2616.51	523302	22.19
8	Middle	30	100	DFT-s-OFDM QPSK	Inner_Full	135@67	2592.99	518598	22.24
9	Middle	30	100	DFT-s-OFDM QPSK	Inner_Full	135@67	2569.5	513900	22.25
10	Low	30	100	DFT-s-OFDM QPSK	Inner_Full	135@67	2546.01	509202	22.23
1	Middle	30	20	DFT-s-OFDM PI/2 BPSK1	Inner_Full	25@12	2592.99	518598	22.11
2	Middle	30	20	DFT-s-OFDM 16QAM	Inner_Full	25@12	2592.99	518598	22.13
3	Middle	30	20	DFT-s-OFDM 64QAM	Inner_Full	25@12	2592.99	518598	22.07
4	Middle	30	20	DFT-s-OFDM 256QAM	Inner_Full	25@12	2592.99	518598	21.61
5	Middle	30	20	CP-OFDM QPSK	Inner_Full	25@12	2592.99	518598	22.09
6	Middle	30	20	CP-OFDM 16QAM	Inner_Full	25@12	2592.99	518598	22.15
7	Middle	30	20	CP-OFDM 64QAM	Inner_Full	25@12	2592.99	518598	22.11
8	Middle	30	20	CP-OFDM 256QAM	Inner_Full	25@12	2592.99	518598	19.58
9	Middle	30	20	DFT-s-OFDM QPSK	Edge_Full_Right	2@49	2592.99	518598	22.02
10	Middle	30	20	DFT-s-OFDM QPSK	Edge_Full_Left	2@0	2592.99	518598	22.13
11	Middle	30	20	DFT-s-OFDM QPSK	Edge_1RB_Right	1_50	2592.99	518598	22.02
12	Middle	30	20	DFT-s-OFDM QPSK	Edge_1RB_Left	1_0	2592.99	518598	22.13
13	Middle	30	20	DFT-s-OFDM QPSK	Inner_1RB_Right	1@49	2592.99	518598	22.05
14	Middle	30	20	DFT-s-OFDM QPSK	Inner_1RB_Left	1@1	2592.99	518598	22.07
15	Middle	30	20	DFT-s-OFDM QPSK	Outer_Full	50@0	2592.99	518598	22.06
16	Middle	30	30	DFT-s-OFDM QPSK	Inner_Full	36_18	2592.99	518598	22.14
17	Middle	30	40	DFT-s-OFDM QPSK	Inner_Full	50@25	2592.99	518598	22.11
18	Middle	30	50	DFT-s-OFDM QPSK	Inner_Full	64_32	2592.99	518598	22.12
19	Middle	30	60	DFT-s-OFDM QPSK	Inner_Full	81@40	2592.99	518598	22.13
20	Middle	30	70	DFT-s-OFDM QPSK	Inner_Full	90_45	2592.99	518598	22.09
21	Middle	30	80	DFT-s-OFDM QPSK	Inner_Full	108_54	2592.99	518598	22.12
22	Middle	30	90	DFT-s-OFDM QPSK	Inner_Full	120_60	2592.99	518598	22.13

N77 L DSI 2

Test Freq Description	5G-n77						Power Results (dBm)	
	SCS (kHz)	NR BW (MHz)	Modulation	RB allocation		NR Test Freq. (MHz)	NR Test CH.	n77
High	30	20	DFT-s-OFDM QPSK	Inner_Full	25@12	3540	636000	15.52
Middle	30	20	DFT-s-OFDM QPSK	Inner_Full	25@12	3500.01	633334	15.49
Low	30	20	DFT-s-OFDM QPSK	Inner_Full	25@12	3460.02	630668	15.37
High	30	100	DFT-s-OFDM QPSK	Inner_Full	135@67	3499.98	633332	15.54
Middle	30	100	DFT-s-OFDM QPSK	Inner_Full	135@67	3500.01	633334	15.60
Middle	30	100	DFT-s-OFDM PI/2 BPSK1	Inner_Full	135@67	3500.01	633334	15.56
Middle	30	100	DFT-s-OFDM 16QAM	Inner_Full	135@67	3500.01	633334	15.54
Middle	30	100	DFT-s-OFDM 64QAM	Inner_Full	135@67	3500.01	633334	15.48
Middle	30	100	DFT-s-OFDM 256QAM	Inner_Full	135@67	3500.01	633334	15.52
Middle	30	100	CP-OFDM QPSK	Inner_Full	135@67	3500.01	633334	15.54
Middle	30	100	CP-OFDM 16QAM	Inner_Full	135@67	3500.01	633334	15.55
Middle	30	100	CP-OFDM 64QAM	Inner_Full	135@67	3500.01	633334	15.49
Middle	30	100	CP-OFDM 256QAM	Inner_Full	135@67	3500.01	633334	15.51
Middle	30	100	DFT-s-OFDM QPSK	Edge_1RB_Right	2@271	3500.01	633334	14.93
Middle	30	100	DFT-s-OFDM QPSK	Edge_1RB_Left	2@0	3500.01	633334	14.73
Middle	30	100	DFT-s-OFDM QPSK	Edge_Full_Right	1@271	3500.01	633334	15.00
Middle	30	100	DFT-s-OFDM QPSK	Edge_Full_Left	1@1	3500.01	633334	14.75
Middle	30	100	DFT-s-OFDM QPSK	Inner_1RB_Right	270@0	3500.01	633334	15.37
Middle	30	100	DFT-s-OFDM QPSK	Inner_1RB_Left	1@0	3500.01	633334	14.77
Middle	30	100	DFT-s-OFDM QPSK	Outer_Full	1@272	3500.01	633334	14.98
Middle-5	30	10	DFT-s-OFDM QPSK	Inner_Full	12@6	3500.01	633334	15.57
Middle-5	30	30	DFT-s-OFDM QPSK	Inner_Full	36@18	3500.01	633334	15.47
Middle-5	30	40	DFT-s-OFDM QPSK	Inner_Full	50@25	3500.01	633334	15.42
Middle-5	30	50	DFT-s-OFDM QPSK	Inner_Full	64@32	3500.01	633334	15.35
Middle-5	30	60	DFT-s-OFDM QPSK	Inner_Full	81@40	3500.01	633334	15.45
Middle-5	30	80	DFT-s-OFDM QPSK	Inner_Full	108@54	3500.01	633334	15.47
Middle-5	30	90	DFT-s-OFDM QPSK	Inner_Full	120@60	3500.01	633334	15.47

N77 L DSI 1

Test Freq Description	5G-n77						Power Results (dBm)	
	SCS (kHz)	NR BW (MHz)	Modulation	RB allocation		NR Test Freq. (MHz)	NR Test CH.	n77
High	30	20	DFT-s-OFDM QPSK	Inner_Full	25@12	3540	636000	19.96
Middle	30	20	DFT-s-OFDM QPSK	Inner_Full	25@12	3500.01	633334	20.06
Low	30	20	DFT-s-OFDM QPSK	Inner_Full	25@12	3460.02	630668	19.92
High	30	100	DFT-s-OFDM QPSK	Inner_Full	135@67	3499.98	633332	20.06
Middle	30	100	DFT-s-OFDM QPSK	Inner_Full	135@67	3500.01	633334	20.17
Middle	30	100	DFT-s-OFDM PI/2 BPSK1	Inner_Full	135@67	3500.01	633334	20.08
Middle	30	100	DFT-s-OFDM 16QAM	Inner_Full	135@67	3500.01	633334	20.09
Middle	30	100	DFT-s-OFDM 64QAM	Inner_Full	135@67	3500.01	633334	20.08
Middle	30	100	DFT-s-OFDM 256QAM	Inner_Full	135@67	3500.01	633334	20.09
Middle	30	100	CP-OFDM QPSK	Inner_Full	135@67	3500.01	633334	20.10
Middle	30	100	CP-OFDM 16QAM	Inner_Full	135@67	3500.01	633334	20.12
Middle	30	100	CP-OFDM 64QAM	Inner_Full	135@67	3500.01	633334	20.05
Middle	30	100	CP-OFDM 256QAM	Inner_Full	135@67	3500.01	633334	20.07
Middle	30	100	DFT-s-OFDM QPSK	Edge_1RB_Right	1@272	3500.01	633334	19.51
Middle	30	100	DFT-s-OFDM QPSK	Edge_1RB_Left	1@0	3500.01	633334	19.23
Middle	30	100	DFT-s-OFDM QPSK	Edge_Full_Right	2@271	3500.01	633334	19.43
Middle	30	100	DFT-s-OFDM QPSK	Edge_Full_Left	2@0	3500.01	633334	19.18
Middle	30	100	DFT-s-OFDM QPSK	Inner_1RB_Right	1@271	3500.01	633334	19.50
Middle	30	100	DFT-s-OFDM QPSK	Inner_1RB_Left	1@1	3500.01	633334	19.23
Middle	30	100	DFT-s-OFDM QPSK	Outer_Full	1@272	3500.01	633334	19.49
Middle-5	30	10	DFT-s-OFDM QPSK	Inner_Full	12@6	3500.01	633334	20.08
Middle-5	30	30	DFT-s-OFDM QPSK	Inner_Full	36@18	3500.01	633334	20.06
Middle-5	30	40	DFT-s-OFDM QPSK	Inner_Full	50@25	3500.01	633334	20.03
Middle-5	30	50	DFT-s-OFDM QPSK	Inner_Full	64@32	3500.01	633334	19.98
Middle-5	30	60	DFT-s-OFDM QPSK	Inner_Full	81@40	3500.01	633334	19.99
Middle-5	30	80	DFT-s-OFDM QPSK	Inner_Full	108@54	3500.01	633334	19.99
Middle-5	30	90	DFT-s-OFDM QPSK	Inner_Full	120@60	3500.01	633334	20.02

N77 L DSI 4

Test Freq Description	5G-n77							Power Results (dBm)
	SCS (kHz)	NR BW (MHz)	Modulation	RB allocation		NR Test Freq. (MHz)	NR Test CH.	n77
High	30	20	DFT-s-OFDM QPSK	Inner_Full	25@12	3540	636000	22.41
Middle	30	20	DFT-s-OFDM QPSK	Inner_Full	25@12	3500.01	633334	22.42
Low	30	20	DFT-s-OFDM QPSK	Inner_Full	25@12	3460.02	630668	22.33
High	30	100	DFT-s-OFDM QPSK	Inner_Full	135@67	3499.98	633332	22.47
Middle	30	100	DFT-s-OFDM QPSK	Inner_Full	135@67	3500.01	633334	22.52
Middle	30	100	DFT-s-OFDM PI/2 BPSK1	Inner_Full	135@67	3500.01	633334	22.48
Middle	30	100	DFT-s-OFDM 16QAM	Inner_Full	135@67	3500.01	633334	22.49
Middle	30	100	DFT-s-OFDM 64QAM	Inner_Full	135@67	3500.01	633334	22.47
Middle	30	100	DFT-s-OFDM 256QAM	Inner_Full	135@67	3500.01	633334	22.17
Middle	30	100	CP-OFDM QPSK	Inner_Full	135@67	3500.01	633334	22.50
Middle	30	100	CP-OFDM 16QAM	Inner_Full	135@67	3500.01	633334	22.51
Middle	30	100	CP-OFDM 64QAM	Inner_Full	135@67	3500.01	633334	22.46
Middle	30	100	CP-OFDM 256QAM	Inner_Full	135@67	3500.01	633334	20.14
Middle	30	100	DFT-s-OFDM QPSK	Edge_1RB_Right	1@272	3500.01	633334	21.65
Middle	30	100	DFT-s-OFDM QPSK	Edge_1RB_Left	1@0	3500.01	633334	21.41
Middle	30	100	DFT-s-OFDM QPSK	Edge_Full_Right	2@271	3500.01	633334	21.61
Middle	30	100	DFT-s-OFDM QPSK	Edge_Full_Left	2@0	3500.01	633334	21.38
Middle	30	100	DFT-s-OFDM QPSK	Inner_1RB_Right	1@271	3500.01	633334	21.69
Middle	30	100	DFT-s-OFDM QPSK	Inner_1RB_Left	1@1	3500.01	633334	21.43
Middle	30	100	DFT-s-OFDM QPSK	Outer_Full	1@272	3500.01	633334	21.66
Middle-5	30	10	DFT-s-OFDM QPSK	Inner_Full	12@6	3500.01	633334	22.44
Middle-5	30	30	DFT-s-OFDM QPSK	Inner_Full	36@18	3500.01	633334	22.50
Middle-5	30	40	DFT-s-OFDM QPSK	Inner_Full	50@25	3500.01	633334	22.45
Middle-5	30	50	DFT-s-OFDM QPSK	Inner_Full	64@32	3500.01	633334	22.43
Middle-5	30	60	DFT-s-OFDM QPSK	Inner_Full	81@40	3500.01	633334	22.48
Middle-5	30	80	DFT-s-OFDM QPSK	Inner_Full	108@54	3500.01	633334	22.39
Middle-5	30	90	DFT-s-OFDM QPSK	Inner_Full	120@60	3500.01	633334	22.42

N77 H DSI 2

Test Freq Description	5G-n77							Power Results (dBm)
	SCS (kHz)	NR BW (MHz)	Modulation	RB allocation		NR Test Freq. (MHz)	NR Test CH.	n77
High	30	20	DFT-s-OFDM QPSK	Inner_Full	25@12	3969.990	664666	15.73
Middle-1	30	20	DFT-s-OFDM QPSK	Inner_Full	25@12	3918.000	661200	15.76
Middle-2	30	20	DFT-s-OFDM QPSK	Inner_Full	25@12	3866.000	657733	15.77
Middle-3	30	20	DFT-s-OFDM QPSK	Inner_Full	25@12	3814.000	654267	15.65
Middle-5	30	20	DFT-s-OFDM QPSK	Inner_Full	25@12	3762.000	650800	15.73
Low	30	20	DFT-s-OFDM QPSK	Inner_Full	25@12	3710.010	647334	15.78
High	30	100	DFT-s-OFDM QPSK	Inner_Full	135@67	3930.000	662000	15.72
Middle-1	30	100	DFT-s-OFDM QPSK	Inner_Full	135@67	3894.000	659600	15.78
Middle-2	30	100	DFT-s-OFDM QPSK	Inner_Full	135@67	3858.000	657200	15.72
Middle-3	30	100	DFT-s-OFDM QPSK	Inner_Full	135@67	3822.000	654800	15.82
Middle-4	30	100	DFT-s-OFDM QPSK	Inner_Full	135@67	3786.000	652400	15.76
Low	30	100	DFT-s-OFDM QPSK	Inner_Full	135@67	3750.000	650000	15.81
Middle-3	30	100	DFT-s-OFDM PI/2 BPSK1	Inner_Full	135@67	3822.000	654800	15.78
Middle-3	30	100	DFT-s-OFDM 16QAM	Inner_Full	135@67	3822.000	654800	15.77
Middle-3	30	100	DFT-s-OFDM 64QAM	Inner_Full	135@67	3822.000	654800	15.77
Middle-3	30	100	DFT-s-OFDM 256QAM	Inner_Full	135@67	3822.000	654800	15.76
Middle-3	30	100	CP-OFDM QPSK	Inner_Full	135@67	3822.000	654800	15.80
Middle-3	30	100	CP-OFDM 16QAM	Inner_Full	135@67	3822.000	654800	15.80
Middle-3	30	100	CP-OFDM 64QAM	Inner_Full	135@67	3822.000	654800	15.77
Middle-3	30	100	CP-OFDM 256QAM	Inner_Full	135@67	3822.000	654800	15.78
Middle-3	30	100	DFT-s-OFDM QPSK	Edge_Full_Right	2@271	3822.000	654800	15.07
Middle-3	30	100	DFT-s-OFDM QPSK	Edge_Full_Left	2@0	3822.000	654800	15.08
Middle-3	30	100	DFT-s-OFDM QPSK	Inner_1RB_Right	1@271	3822.000	654800	15.15
Middle-3	30	100	DFT-s-OFDM QPSK	Inner_1RB_Left	1@1	3822.000	654800	15.06
Middle-3	30	100	DFT-s-OFDM QPSK	Outer_Full	270@0	3822.000	654800	15.61
Middle-3	30	100	DFT-s-OFDM QPSK	Edge_1RB_Left	1@0	3822.000	654800	15.05
Middle-3	30	100	DFT-s-OFDM QPSK	Edge_1RB_Right	1@272	3822.000	654800	15.08
Middle-3	30	10	DFT-s-OFDM QPSK	Inner_Full	12@6	3822.000	654800	15.81
Middle-3	30	30	DFT-s-OFDM QPSK	Inner_Full	36@18	3822.000	654800	15.75
Middle-3	30	40	DFT-s-OFDM QPSK	Inner_Full	50@25	3822.000	654800	15.73
Middle-3	30	50	DFT-s-OFDM QPSK	Inner_Full	64@32	3822.000	654800	15.68
Middle-3	30	60	DFT-s-OFDM QPSK	Inner_Full	81@40	3822.000	654800	15.79
Middle-3	30	80	DFT-s-OFDM QPSK	Inner_Full	108@54	3822.000	654800	15.77
Middle-3	30	90	DFT-s-OFDM QPSK	Inner_Full	120@60	3822.000	654800	15.75

N77 H DSI 1

Test Freq Description	5G-n77						Power Results (dBm)	
	SCS (kHz)	NR BW (MHz)	Modulation	RB allocation		NR Test Freq. (MHz)	NR Test CH.	n77
High	30	20	DFT-s-OFDM QPSK	Inner_Full	25@12	3969.990	664666	20.27
Middle-1	30	20	DFT-s-OFDM QPSK	Inner_Full	25@12	3918.000	661200	20.35
Middle-2	30	20	DFT-s-OFDM QPSK	Inner_Full	25@12	3866.000	657733	20.29
Middle-3	30	20	DFT-s-OFDM QPSK	Inner_Full	25@12	3814.000	654267	20.19
Middle-5	30	20	DFT-s-OFDM QPSK	Inner_Full	25@12	3762.000	650800	20.26
Low	30	20	DFT-s-OFDM QPSK	Inner_Full	25@12	3710.010	647334	20.38
High	30	100	DFT-s-OFDM QPSK	Inner_Full	135@67	3930.000	662000	20.28
Middle-1	30	100	DFT-s-OFDM QPSK	Inner_Full	135@67	3894.000	659600	20.28
Middle-2	30	100	DFT-s-OFDM QPSK	Inner_Full	135@67	3858.000	657200	20.25
Middle-3	30	100	DFT-s-OFDM QPSK	Inner_Full	135@67	3822.000	654800	20.24
Middle-4	30	100	DFT-s-OFDM QPSK	Inner_Full	135@67	3786.000	652400	20.28
Low	30	100	DFT-s-OFDM QPSK	Inner_Full	135@67	3750.000	650000	20.36
Low	30	20	DFT-s-OFDM P/2 BPSK1	Inner_Full	25@12	3710.010	647334	20.35
Low	30	20	DFT-s-OFDM 16QAM	Inner_Full	25@12	3710.010	647334	20.36
Low	30	20	DFT-s-OFDM 64QAM	Inner_Full	25@12	3710.010	647334	20.31
Low	30	20	DFT-s-OFDM 256QAM	Inner_Full	25@12	3710.010	647334	20.36
Low	30	20	CP-OFDM QPSK	Inner_Full	25@12	3710.010	647334	20.33
Low	30	20	CP-OFDM 16QAM	Inner_Full	25@12	3710.010	647334	20.35
Low	30	20	CP-OFDM 64QAM	Inner_Full	25@12	3710.010	647334	20.36
Low	30	20	CP-OFDM 256QAM	Inner_Full	25@12	3710.010	647334	20.37
Low	30	20	DFT-s-OFDM QPSK	Edge_Full_Right	2@49	3710.010	647334	20.19
Low	30	20	DFT-s-OFDM QPSK	Edge_Full_Left	2@0	3710.010	647334	20.20
Low	30	20	DFT-s-OFDM QPSK	Edge_1RB_Left	1@0	3710.010	647334	20.13
Low	30	20	DFT-s-OFDM QPSK	Edge_1RB_Right	1@50	3710.010	647334	20.14
Low	30	20	DFT-s-OFDM QPSK	Inner_1RB_Right	1@49	3710.010	647334	20.15
Low	30	20	DFT-s-OFDM QPSK	Inner_1RB_Left	1@1	3710.010	647334	20.17
Low	30	20	DFT-s-OFDM QPSK	Outer_Full	50@0	3710.010	647334	20.33
Low	30	10	DFT-s-OFDM QPSK	Inner_Full	12@6	3710.010	647334	20.32
Low	30	30	DFT-s-OFDM QPSK	Inner_Full	36@18	3710.010	647334	20.32
Low	30	40	DFT-s-OFDM QPSK	Inner_Full	50@25	3710.010	647334	20.32
Low	30	50	DFT-s-OFDM QPSK	Inner_Full	50@26	3710.010	647334	20.24
Low	30	60	DFT-s-OFDM QPSK	Inner_Full	50@27	3710.010	647334	20.28
Low	30	80	DFT-s-OFDM QPSK	Inner_Full	50@28	3710.010	647334	20.27
Low	30	90	DFT-s-OFDM QPSK	Inner_Full	50@29	3710.010	647334	20.31

N77 H DSI 4

Test Freq Description	5G-n77						Power Results (dBm)	
	SCS (kHz)	NR BW (MHz)	Modulation	RB allocation		NR Test Freq. (MHz)	NR Test CH.	n77
High	30	20	DFT-s-OFDM QPSK	Inner_Full	25@12	3969.990	664666	22.68
Middle-1	30	20	DFT-s-OFDM QPSK	Inner_Full	25@12	3918.000	661200	22.75
Middle-2	30	20	DFT-s-OFDM QPSK	Inner_Full	25@12	3866.000	657733	22.68
Middle-3	30	20	DFT-s-OFDM QPSK	Inner_Full	25@12	3814.000	654267	22.60
Middle-5	30	20	DFT-s-OFDM QPSK	Inner_Full	25@12	3762.000	650800	22.63
Low	30	20	DFT-s-OFDM QPSK	Inner_Full	25@12	3710.010	647334	22.80
High	30	100	DFT-s-OFDM QPSK	Inner_Full	135@67	3930.000	662000	22.66
Middle-1	30	100	DFT-s-OFDM QPSK	Inner_Full	135@67	3894.000	659600	22.69
Middle-2	30	100	DFT-s-OFDM QPSK	Inner_Full	135@67	3858.000	657200	22.66
Middle-3	30	100	DFT-s-OFDM QPSK	Inner_Full	135@67	3822.000	654800	22.68
Middle-4	30	100	DFT-s-OFDM QPSK	Inner_Full	135@67	3786.000	652400	22.66
Low	30	100	DFT-s-OFDM QPSK	Inner_Full	135@67	3750.000	650000	22.75
Low	30	20	DFT-s-OFDM P/2 BPSK1	Inner_Full	25@12	3710.010	647334	22.73
Low	30	20	DFT-s-OFDM 16QAM	Inner_Full	25@12	3710.010	647334	22.76
Low	30	20	DFT-s-OFDM 64QAM	Inner_Full	25@12	3710.010	647334	22.70
Low	30	20	DFT-s-OFDM 256QAM	Inner_Full	25@12	3710.010	647334	22.44
Low	30	20	CP-OFDM QPSK	Inner_Full	25@12	3710.010	647334	22.74
Low	30	20	CP-OFDM 16QAM	Inner_Full	25@12	3710.010	647334	22.77
Low	30	20	CP-OFDM 64QAM	Inner_Full	25@12	3710.010	647334	22.71
Low	30	20	CP-OFDM 256QAM	Inner_Full	25@12	3710.010	647334	20.37
Low	30	20	DFT-s-OFDM QPSK	Edge_Full_Right	2@49	3710.010	647334	22.58
Low	30	20	DFT-s-OFDM QPSK	Edge_Full_Left	2@0	3710.010	647334	22.61
Low	30	20	DFT-s-OFDM QPSK	Edge_1RB_Left	1@0	3710.010	647334	22.53
Low	30	20	DFT-s-OFDM QPSK	Edge_1RB_Right	1@50	3710.010	647334	22.53
Low	30	20	DFT-s-OFDM QPSK	Inner_1RB_Right	1@49	3710.010	647334	22.55
Low	30	20	DFT-s-OFDM QPSK	Inner_1RB_Left	1@1	3710.010	647334	22.53
Low	30	20	DFT-s-OFDM QPSK	Outer_Full	50@0	3710.010	647334	22.72
Low	30	10	DFT-s-OFDM QPSK	Inner_Full	12@6	3710.010	647334	22.75
Low	30	30	DFT-s-OFDM QPSK	Inner_Full	36@18	3710.010	647334	22.76
Low	30	40	DFT-s-OFDM QPSK	Inner_Full	50@25	3710.010	647334	22.74
Low	30	50	DFT-s-OFDM QPSK	Inner_Full	64@32	3710.010	647334	22.67
Low	30	60	DFT-s-OFDM QPSK	Inner_Full	81@40	3710.010	647334	22.71
Low	30	80	DFT-s-OFDM QPSK	Inner_Full	108@54	3710.010	647334	22.72
Low	30	90	DFT-s-OFDM QPSK	Inner_Full	120@60	3710.010	647334	22.69

11.4.2 NR-NSA

N25 DSI 2

=NR-SA N25 DSI2

N25 DSI 1

Test Freq Description	5G-n25							Power Results (dBm)
	SCS (kHz)	NR BW (MHz)	Modulation	RB allocation		NR Test Freq. (MHz)	NR Test CH.	n25
High	15	5	DFT-s-OFDM QPSK	Inner_Full	12_6	1912.5	382500	19.33
Middle	15	5	DFT-s-OFDM QPSK	Inner_Full	12_6	1882.5	376500	19.39
Low	15	5	DFT-s-OFDM QPSK	Inner_Full	12_6	1852.5	370500	19.34
High	15	20	DFT-s-OFDM QPSK	Inner_Full	50_25	1905	381000	19.36
Middle	15	20	DFT-s-OFDM QPSK	Inner_Full	50_25	1882.5	376500	19.35
Low	15	20	DFT-s-OFDM QPSK	Inner_Full	50_25	1860	372000	19.35
Middle	15	5	DFT-s-OFDM PI/2 BPSK1	Inner_Full	12_6	1882.5	376500	19.24
Middle	15	5	DFT-s-OFDM 16QAM	Inner_Full	12_6	1882.5	376500	19.38
Middle	15	5	DFT-s-OFDM 64QAM	Inner_Full	12_6	1882.5	376500	19.34
Middle	15	5	DFT-s-OFDM 256QAM	Inner_Full	12_6	1882.5	376500	18.87
Middle	15	5	CP-OFDM QPSK	Inner_Full	13_6	1882.5	376500	19.27
Middle	15	5	CP-OFDM 16QAM	Inner_Full	13_6	1882.5	376500	19.35
Middle	15	5	CP-OFDM 64QAM	Inner_Full	13_6	1882.5	376500	19.29
Middle	15	5	CP-OFDM 256QAM	Inner_Full	13_6	1882.5	376500	16.94
Middle	15	5	DFT-s-OFDM QPSK	Edge_Full_Right	2_23	1882.5	376500	19.31
Middle	15	5	DFT-s-OFDM QPSK	Edge_Full_Left	2_0	1882.5	376500	19.26
Middle	15	5	DFT-s-OFDM QPSK	Edge_1RB_Right	1_24	1882.5	376500	19.25
Middle	15	5	DFT-s-OFDM QPSK	Edge_1RB_Left	1_0	1882.5	376500	19.25
Middle	15	5	DFT-s-OFDM QPSK	Inner_1RB_Right	1_23	1882.5	376500	19.24
Middle	15	5	DFT-s-OFDM QPSK	Inner_1RB_Left	1_1	1882.5	376500	19.23
Middle	15	5	DFT-s-OFDM QPSK	Outer_Full	25_0	1882.5	376500	19.23
Middle	15	10	DFT-s-OFDM QPSK	Inner_Full	25_12	1882.5	376500	19.14
Middle	15	15	DFT-s-OFDM QPSK	Inner_Full	36_18	1882.5	376500	19.33

N25 DSI 4

Test Freq Description	5G-n25							Power Results (dBm)
	SCS (kHz)	NR BW (MHz)	Modulation	RB allocation		NR Test Freq. (MHz)	NR Test CH.	n25
High	15	5	DFT-s-OFDM QPSK	Inner_Full	12_6	1912.5	382500	22.37
Middle	15	5	DFT-s-OFDM QPSK	Inner_Full	12_6	1882.5	376500	22.34
Low	15	5	DFT-s-OFDM QPSK	Inner_Full	12_6	1852.5	370500	22.24
High	15	20	DFT-s-OFDM QPSK	Inner_Full	50_25	1905	381000	22.35
Middle	15	20	DFT-s-OFDM QPSK	Inner_Full	50_25	1882.5	376500	22.32
Low	15	20	DFT-s-OFDM QPSK	Inner_Full	50_25	1860	372000	22.36
High	15	5	DFT-s-OFDM PI/2 BPSK1	Inner_Full	12_6	1912.5	382500	22.35
High	15	5	DFT-s-OFDM 16QAM	Inner_Full	12_6	1912.5	382500	21.34
High	15	5	DFT-s-OFDM 64QAM	Inner_Full	12_6	1912.5	382500	20.82
High	15	5	DFT-s-OFDM 256QAM	Inner_Full	12_6	1912.5	382500	18.86
High	15	5	CP-OFDM QPSK	Inner_Full	13_6	1912.5	382500	21.79
High	15	5	CP-OFDM 16QAM	Inner_Full	13_6	1912.5	382500	21.38
High	15	5	CP-OFDM 64QAM	Inner_Full	13_6	1912.5	382500	19.88
High	15	5	CP-OFDM 256QAM	Inner_Full	13_6	1912.5	382500	16.95
High	15	5	DFT-s-OFDM QPSK	Edge_Full_Right	2_23	1912.5	382500	22.21
High	15	5	DFT-s-OFDM QPSK	Edge_Full_Left	2_0	1912.5	382500	22.32
High	15	5	DFT-s-OFDM QPSK	Edge_1RB_Right	1_24	1912.5	382500	22.27
High	15	5	DFT-s-OFDM QPSK	Edge_1RB_Left	1_0	1912.5	382500	22.33
High	15	5	DFT-s-OFDM QPSK	Inner_1RB_Right	1_23	1912.5	382500	22.18
High	15	5	DFT-s-OFDM QPSK	Inner_1RB_Left	1_1	1912.5	382500	22.21
High	15	5	DFT-s-OFDM QPSK	Outer_Full	25_0	1912.5	382500	22.26
High	15	10	DFT-s-OFDM QPSK	Inner_Full	25_12	1910	382000	22.23
High	15	15	DFT-s-OFDM QPSK	Inner_Full	36_18	1907.5	381500	22.07

N66 DSI 2
=NR-SA N66 DSI2
N66 DSI 1

Test Freq Description	5G-n66						Power Results (dBm)	
	SCS (kHz)	NR BW (MHz)	Modulation	RB allocation		NR Test Freq. (MHz)	NR Test CH.	n66
High	15	5	DFT-s-OFDM QPSK	Inner_Full	12@6	1777.5	355500	20.72
Middle	15	5	DFT-s-OFDM QPSK	Inner_Full	12@6	1745	349000	20.81
Low	15	5	DFT-s-OFDM QPSK	Inner_Full	12@6	1712.5	342500	20.75
High	15	20	DFT-s-OFDM QPSK	Inner_Full	50@25	1770	354000	20.72
Middle	15	20	DFT-s-OFDM QPSK	Inner_Full	50@25	1745	349000	20.74
Low	15	20	DFT-s-OFDM QPSK	Inner_Full	50@25	1720	344000	20.79
Middle	15	5	DFT-s-OFDM PI/2 BPSK1	Inner_Full	12@6	1745	349000	20.67
Middle	15	5	DFT-s-OFDM 16QAM	Inner_Full	12@6	1745	349000	20.72
Middle	15	5	DFT-s-OFDM 64QAM	Inner_Full	12@6	1745	349000	20.63
Middle	15	5	DFT-s-OFDM 256QAM	Inner_Full	12@6	1745	349000	19.36
Middle	15	5	CP-OFDM QPSK	Inner_Full	13@6	1745	349000	20.74
Middle	15	5	CP-OFDM 16QAM	Inner_Full	13@6	1745	349000	20.80
Middle	15	5	CP-OFDM 64QAM	Inner_Full	13@6	1745	349000	20.26
Middle	15	5	CP-OFDM 256QAM	Inner_Full	13@6	1745	349000	17.28
Middle	15	5	DFT-s-OFDM QPSK	Edge_Full_Right	2@23	1745	349000	20.72
Middle	15	5	DFT-s-OFDM QPSK	Edge_Full_Left	2@0	1745	349000	20.71
Middle	15	5	DFT-s-OFDM QPSK	Edge_1RB_Right	1_24	1745	349000	20.67
Middle	15	5	DFT-s-OFDM QPSK	Edge_1RB_Left	1_0	1745	349000	20.71
Middle	15	5	DFT-s-OFDM QPSK	Inner_1RB_Right	1@23	1745	349000	20.74
Middle	15	5	DFT-s-OFDM QPSK	Inner_1RB_Left	1@1	1745	349000	20.75
Middle	15	5	DFT-s-OFDM QPSK	Outer_Full	25@0	1745	349000	20.73
Middle	15	10	DFT-s-OFDM QPSK	Inner_Full	25@12	1745	349000	20.59
Middle	15	15	DFT-s-OFDM QPSK	Inner_Full	36@18	1745	349000	20.80
Middle	15	30	DFT-s-OFDM QPSK	Inner_Full	80@40	1745	349000	20.74
Middle	15	40	DFT-s-OFDM QPSK	Inner_Full	108@54	1745	349000	20.76

N66 DSI 4

Test Freq Description	5G-n66						Power Results (dBm)	
	SCS (kHz)	NR BW (MHz)	Modulation	RB allocation		NR Test Freq. (MHz)	NR Test CH.	n66
High	15	5	DFT-s-OFDM QPSK	Inner_Full	12@6	1777.5	355500	23.72
Middle	15	5	DFT-s-OFDM QPSK	Inner_Full	12@6	1745	349000	23.74
Low	15	5	DFT-s-OFDM QPSK	Inner_Full	12@6	1712.5	342500	23.71
High	15	20	DFT-s-OFDM QPSK	Inner_Full	50@25	1770	354000	23.66
Middle	15	20	DFT-s-OFDM QPSK	Inner_Full	50@25	1745	349000	23.61
Low	15	20	DFT-s-OFDM QPSK	Inner_Full	50@25	1720	344000	23.63
Middle	15	5	DFT-s-OFDM PI/2 BPSK1	Inner_Full	12@6	1745	349000	22.99
Middle	15	5	DFT-s-OFDM 16QAM	Inner_Full	12@6	1745	349000	21.21
Middle	15	5	DFT-s-OFDM 64QAM	Inner_Full	12@6	1745	349000	20.75
Middle	15	5	DFT-s-OFDM 256QAM	Inner_Full	12@6	1745	349000	19.48
Middle	15	5	CP-OFDM QPSK	Inner_Full	13@6	1745	349000	21.51
Middle	15	5	CP-OFDM 16QAM	Inner_Full	13@6	1745	349000	20.79
Middle	15	5	CP-OFDM 64QAM	Inner_Full	13@6	1745	349000	20.11
Middle	15	5	CP-OFDM 256QAM	Inner_Full	13@6	1745	349000	16.92
Middle	15	5	DFT-s-OFDM QPSK	Edge_Full_Right	2@23	1745	349000	22.54
Middle	15	5	DFT-s-OFDM QPSK	Edge_Full_Left	2@0	1745	349000	22.51
Middle	15	5	DFT-s-OFDM QPSK	Edge_1RB_Right	1_24	1745	349000	22.48
Middle	15	5	DFT-s-OFDM QPSK	Edge_1RB_Left	1_0	1745	349000	22.52
Middle	15	5	DFT-s-OFDM QPSK	Inner_1RB_Right	1@23	1745	349000	23.52
Middle	15	5	DFT-s-OFDM QPSK	Inner_1RB_Left	1@1	1745	349000	23.49
Middle	15	5	DFT-s-OFDM QPSK	Outer_Full	25@0	1745	349000	22.51
Middle	15	10	DFT-s-OFDM QPSK	Inner_Full	25@12	1745	349000	23.37
Middle	15	15	DFT-s-OFDM QPSK	Inner_Full	36@18	1745	349000	23.59
Middle	15	30	DFT-s-OFDM QPSK	Inner_Full	80@40	1745	349000	23.52
Middle	15	40	DFT-s-OFDM QPSK	Inner_Full	108@54	1745	349000	23.47

N41 DSI 2

Test Freq Description	5G-n41						Power Results (dBm)	
	SCS (kHz)	NR BW (MHz)	Modulation	RB allocation		NR Test Freq. (MHz)	NR Test CH.	n41
High	30	20	DFT-s-OFDM QPSK	Inner_Full	25@12	2679.99	535998	12.95
Middle-1	30	20	DFT-s-OFDM QPSK	Inner_Full	25@12	2636.49	527298	12.91
Middle-2	30	20	DFT-s-OFDM QPSK	Inner_Full	25@12	2592.99	518598	12.97
Middle-3	30	20	DFT-s-OFDM QPSK	Inner_Full	25@12	2549.51	509902	12.82
Low	30	20	DFT-s-OFDM QPSK	Inner_Full	25@12	2506.02	501204	12.82
High	30	100	DFT-s-OFDM QPSK	Inner_Full	135@67	2640	528000	12.95
Middle	30	100	DFT-s-OFDM QPSK	Inner_Full	135@67	2616.51	523302	12.88
Middle	30	100	DFT-s-OFDM QPSK	Inner_Full	135@67	2592.99	518598	12.93
Middle	30	100	DFT-s-OFDM QPSK	Inner_Full	135@67	2569.5	513900	12.91
Low	30	100	DFT-s-OFDM QPSK	Inner_Full	135@67	2546.01	509202	12.87
Middle	30	20	DFT-s-OFDM Pi/2 BPSK1	Inner_Full	25@12	2592.99	518598	12.86
Middle	30	20	DFT-s-OFDM 16QAM	Inner_Full	25@12	2592.99	518598	12.84
Middle	30	20	DFT-s-OFDM 64QAM	Inner_Full	25@12	2592.99	518598	12.78
Middle	30	20	DFT-s-OFDM 256QAM	Inner_Full	25@12	2592.99	518598	12.86
Middle	30	20	CP-OFDM QPSK	Inner_Full	25@12	2592.99	518598	12.86
Middle	30	20	CP-OFDM 16QAM	Inner_Full	25@12	2592.99	518598	12.83
Middle	30	20	CP-OFDM 64QAM	Inner_Full	25@12	2592.99	518598	12.87
Middle	30	20	CP-OFDM 256QAM	Inner_Full	25@12	2592.99	518598	12.90
Middle	30	20	DFT-s-OFDM QPSK	Edge_Full_Right	2@49	2592.99	518598	12.78
Middle	30	20	DFT-s-OFDM QPSK	Edge_Full_Left	2@0	2592.99	518598	12.82
Middle	30	20	DFT-s-OFDM QPSK	Edge_1RB_Right	1_50	2592.99	518598	12.76
Middle	30	20	DFT-s-OFDM QPSK	Edge_1RB_Left	1_0	2592.99	518598	12.75
Middle	30	20	DFT-s-OFDM QPSK	Inner_1RB_Right	1@49	2592.99	518598	12.68
Middle	30	20	DFT-s-OFDM QPSK	Inner_1RB_Left	1@1	2592.99	518598	12.80
Middle	30	20	DFT-s-OFDM QPSK	Outer_Full	50@0	2592.99	518598	12.83
Middle	30	30	DFT-s-OFDM QPSK	Inner_Full	36_18	2592.99	518598	12.88
Middle	30	40	DFT-s-OFDM QPSK	Inner_Full	50@25	2592.99	518598	12.84
Middle	30	50	DFT-s-OFDM QPSK	Inner_Full	64_32	2592.99	518598	12.85
Middle	30	60	DFT-s-OFDM QPSK	Inner_Full	81@40	2592.99	518598	12.84
Middle	30	70	DFT-s-OFDM QPSK	Inner_Full	90_45	2592.99	518598	12.91
Middle	30	80	DFT-s-OFDM QPSK	Inner_Full	108_54	2592.99	518598	12.95
Middle	30	90	DFT-s-OFDM QPSK	Inner_Full	120_60	2592.99	518598	12.92

N41 DSI 1

Test Freq Description	5G-n41						Power Results (dBm)	
	SCS (kHz)	NR BW (MHz)	Modulation	RB allocation		NR Test Freq. (MHz)	NR Test CH.	n41
High	30	20	DFT-s-OFDM QPSK	Inner_Full	25@12	2679.99	535998	15.93
Middle-1	30	20	DFT-s-OFDM QPSK	Inner_Full	25@12	2636.49	527298	15.89
Middle-2	30	20	DFT-s-OFDM QPSK	Inner_Full	25@12	2592.99	518598	15.96
Middle-3	30	20	DFT-s-OFDM QPSK	Inner_Full	25@12	2549.51	509902	15.89
Low	30	20	DFT-s-OFDM QPSK	Inner_Full	25@12	2506.02	501204	15.91
High	30	100	DFT-s-OFDM QPSK	Inner_Full	135@67	2640	528000	15.85
Middle	30	100	DFT-s-OFDM QPSK	Inner_Full	135@67	2616.51	523302	15.87
Middle	30	100	DFT-s-OFDM QPSK	Inner_Full	135@67	2592.99	518598	15.85
Middle	30	100	DFT-s-OFDM QPSK	Inner_Full	135@67	2569.5	513900	15.85
Low	30	100	DFT-s-OFDM QPSK	Inner_Full	135@67	2546.01	509202	15.88
Middle	30	20	DFT-s-OFDM Pi/2 BPSK1	Inner_Full	25@12	2592.99	518598	15.94
Middle	30	20	DFT-s-OFDM 16QAM	Inner_Full	25@12	2592.99	518598	15.86
Middle	30	20	DFT-s-OFDM 64QAM	Inner_Full	25@12	2592.99	518598	15.79
Middle	30	20	DFT-s-OFDM 256QAM	Inner_Full	25@12	2592.99	518598	15.77
Middle	30	20	CP-OFDM QPSK	Inner_Full	25@12	2592.99	518598	15.79
Middle	30	20	CP-OFDM 16QAM	Inner_Full	25@12	2592.99	518598	15.78
Middle	30	20	CP-OFDM 64QAM	Inner_Full	25@12	2592.99	518598	15.75
Middle	30	20	CP-OFDM 256QAM	Inner_Full	25@12	2592.99	518598	15.77
Middle	30	20	DFT-s-OFDM QPSK	Edge_Full_Right	2@49	2592.99	518598	15.67
Middle	30	20	DFT-s-OFDM QPSK	Edge_Full_Left	2@0	2592.99	518598	15.72
Middle	30	20	DFT-s-OFDM QPSK	Edge_1RB_Right	1_50	2592.99	518598	15.66
Middle	30	20	DFT-s-OFDM QPSK	Edge_1RB_Left	1_0	2592.99	518598	15.64
Middle	30	20	DFT-s-OFDM QPSK	Inner_1RB_Right	1@49	2592.99	518598	15.69
Middle	30	20	DFT-s-OFDM QPSK	Inner_1RB_Left	1@1	2592.99	518598	15.75
Middle	30	20	DFT-s-OFDM QPSK	Outer_Full	50@0	2592.99	518598	15.88
Middle	30	30	DFT-s-OFDM QPSK	Inner_Full	36_18	2592.99	518598	15.86
Middle	30	40	DFT-s-OFDM QPSK	Inner_Full	50@25	2592.99	518598	15.77
Middle	30	50	DFT-s-OFDM QPSK	Inner_Full	64_32	2592.99	518598	15.82
Middle	30	60	DFT-s-OFDM QPSK	Inner_Full	81@40	2592.99	518598	15.84
Middle	30	70	DFT-s-OFDM QPSK	Inner_Full	90_45	2592.99	518598	15.83
Middle	30	80	DFT-s-OFDM QPSK	Inner_Full	108_54	2592.99	518598	15.90
Middle	30	90	DFT-s-OFDM QPSK	Inner_Full	120_60	2592.99	518598	15.92

N41 DSI 4

Test Freq Description	5G-n41							Power Results (dBm)
	SCS (kHz)	NR BW (MHz)	Modulation	RB allocation		NR Test Freq. (MHz)	NR Test CH.	n41
High	30	20	DFT-s-OFDM QPSK	Inner_Full	25@12	2679.99	535998	20.41
Middle-1	30	20	DFT-s-OFDM QPSK	Inner_Full	25@12	2636.49	527298	20.34
Middle-2	30	20	DFT-s-OFDM QPSK	Inner_Full	25@12	2592.99	518598	20.45
Middle-3	30	20	DFT-s-OFDM QPSK	Inner_Full	25@12	2549.51	509902	20.37
Low	30	20	DFT-s-OFDM QPSK	Inner_Full	25@12	2506.02	501204	20.40
High	30	100	DFT-s-OFDM QPSK	Inner_Full	135@67	2640	528000	20.39
Middle	30	100	DFT-s-OFDM QPSK	Inner_Full	135@67	2616.51	523302	20.43
Middle	30	100	DFT-s-OFDM QPSK	Inner_Full	135@67	2592.99	518598	20.37
Middle	30	100	DFT-s-OFDM QPSK	Inner_Full	135@67	2569.5	513900	20.44
Low	30	100	DFT-s-OFDM QPSK	Inner_Full	135@67	2546.01	509202	20.42
Middle	30	20	DFT-s-OFDM PI/2 BPSK1	Inner_Full	25@12	2592.99	518598	20.36
Middle	30	20	DFT-s-OFDM 16QAM	Inner_Full	25@12	2592.99	518598	20.36
Middle	30	20	DFT-s-OFDM 64QAM	Inner_Full	25@12	2592.99	518598	20.30
Middle	30	20	DFT-s-OFDM 256QAM	Inner_Full	25@12	2592.99	518598	20.36
Middle	30	20	CP-OFDM QPSK	Inner_Full	25@12	2592.99	518598	20.33
Middle	30	20	CP-OFDM 16QAM	Inner_Full	25@12	2592.99	518598	20.39
Middle	30	20	CP-OFDM 64QAM	Inner_Full	25@12	2592.99	518598	20.29
Middle	30	20	CP-OFDM 256QAM	Inner_Full	25@12	2592.99	518598	19.27
Middle	30	20	DFT-s-OFDM QPSK	Edge_Full_Right	2@49	2592.99	518598	20.20
Middle	30	20	DFT-s-OFDM QPSK	Edge_Full_Left	2@0	2592.99	518598	20.29
Middle	30	20	DFT-s-OFDM QPSK	Edge_1RB_Right	1_50	2592.99	518598	20.19
Middle	30	20	DFT-s-OFDM QPSK	Edge_1RB_Left	1_0	2592.99	518598	20.23
Middle	30	20	DFT-s-OFDM QPSK	Inner_1RB_Right	1@49	2592.99	518598	20.18
Middle	30	20	DFT-s-OFDM QPSK	Inner_1RB_Left	1@1	2592.99	518598	20.22
Middle	30	20	DFT-s-OFDM QPSK	Outer_Full	50@0	2592.99	518598	20.35
Middle	30	30	DFT-s-OFDM QPSK	Inner_Full	36_18	2592.99	518598	20.38
Middle	30	40	DFT-s-OFDM QPSK	Inner_Full	50@25	2592.99	518598	20.37
Middle	30	50	DFT-s-OFDM QPSK	Inner_Full	64_32	2592.99	518598	20.35
Middle	30	60	DFT-s-OFDM QPSK	Inner_Full	81@40	2592.99	518598	20.33
Middle	30	70	DFT-s-OFDM QPSK	Inner_Full	90_45	2592.99	518598	20.38
Middle	30	80	DFT-s-OFDM QPSK	Inner_Full	108_54	2592.99	518598	20.41
Middle	30	90	DFT-s-OFDM QPSK	Inner_Full	120_60	2592.99	518598	20.39

N71 DSI 1/2/4

=NR-SA N71 DSI1/2/4

11.5 Wi-Fi and BT Measurement result

The maximum output power of BT antenna is 9.4dBm.

The maximum tune up of BT antenna is 11dBm.

The average conducted power of Wi-Fi is as following:

Head for standalone

802.11b		
Channel\data rate	1Mbps	Tune up
11(2462MHz)	19.14	19.5
6(2437(MHz)	18.94	19.5
1(2412MHz)	18.73	19.5
802.11g		
Channel\data rate	6Mbps	Tune up
11(2462MHz)	19.27	19.5
6(2437(MHz)	19.01	19.5
1(2412MHz)	18.53	19.5
802.11n-20MHz		
Channel\data rate	MCS0	Tune up
11(2462MHz)	19.12	19.5
6(2437(MHz)	18.88	19.5
1(2412MHz)	18.41	19.5

Head for Simultaneous /Body for Standalone

802.11b		
Channel\data rate	1Mbps	Tune up
11(2462MHz)	18.24	18.5
6(2437(MHz)	18.01	18.5
1(2412MHz)	17.77	18.5
802.11g		
Channel\data rate	6Mbps	Tune up
11(2462MHz)	18.27	18.5
6(2437(MHz)	18.03	18.5
1(2412MHz)	17.68	18.5
802.11n-20MHz		
Channel\data rate	MCS0	Tune up
11(2462MHz)	18.21	18.5
6(2437(MHz)	17.92	18.5
1(2412MHz)	17.58	18.5

Head for Standalone /Body for Standalone

802.11a(dBm)		
Channel\data rate	6Mbps	Tune up
36(5180 MHz)	16.35	17
40(5200 MHz)	16.50	17
44(5220 MHz)	16.27	17
48(5240 MHz)	16.08	17
52(5260 MHz)	15.21	17
56(5280 MHz)	15.34	17
60(5300 MHz)	15.48	17
64(5320 MHz)	15.90	17
100(5500 MHz)	16.49	17
104(5520 MHz)	16.44	17
108(5540 MHz)	16.37	17
112(5560 MHz)	16.24	17
116(5580 MHz)	15.97	17
120(5600 MHz)	15.96	17
124(5620 MHz)	16.14	17
128(5640 MHz)	16.44	17
132(5660 MHz)	16.52	17
136(5680 MHz)	16.66	17
140(5700 MHz)	16.45	17
144(5720 MHz)	16.08	17
149(5745 MHz)	15.54	17
153(5765 MHz)	15.40	17
157(5785 MHz)	15.43	17
161(5805 MHz)	15.75	17
165(5825 MHz)	15.91	17

Body for Simultaneous +Hotspot

802.11a(dBm)		
Channel\data rate	6Mbps	Tune up
36(5180 MHz)	14.41	15
40(5200 MHz)	14.19	15
44(5220 MHz)	14.12	15
48(5240 MHz)	13.67	15
52(5260 MHz)	13.09	15
56(5280 MHz)	13.07	15
60(5300 MHz)	13.31	15

64(5320 MHz)	13.49	15
100(5500 MHz)	14.32	15
104(5520 MHz)	14.15	15
108(5540 MHz)	14.04	15
112(5560 MHz)	13.81	15
116(5580 MHz)	13.72	15
120(5600 MHz)	13.69	15
124(5620 MHz)	13.86	15
128(5640 MHz)	14.18	15
132(5660 MHz)	14.35	15
136(5680 MHz)	14.40	15
140(5700 MHz)	14.18	15
144(5720 MHz)	13.44	15
149(5745 MHz)	13.29	15
153(5765 MHz)	13.15	15
157(5785 MHz)	13.24	15
161(5805 MHz)	13.34	15
165(5825 MHz)	13.75	15

Head for Simultaneous

802.11a(dBm)		
Channel\data rate	6Mbps	Tune up
36(5180 MHz)	12.93	13.5
40(5200 MHz)	13.18	13.5
44(5220 MHz)	12.87	13.5
48(5240 MHz)	12.64	13.5
52(5260 MHz)	11.96	13.5
56(5280 MHz)	11.94	13.5
60(5300 MHz)	12.09	13.5
64(5320 MHz)	12.33	13.5
100(5500 MHz)	13.11	13.5
104(5520 MHz)	13.10	13.5
108(5540 MHz)	13.02	13.5
112(5560 MHz)	12.89	13.5
116(5580 MHz)	12.65	13.5
120(5600 MHz)	12.66	13.5
124(5620 MHz)	12.80	13.5
128(5640 MHz)	12.92	13.5
132(5660 MHz)	13.28	13.5
136(5680 MHz)	13.34	13.5
140(5700 MHz)	13.22	13.5



144(5720 MHz)	12.92	13.5
149(5745 MHz)	12.27	13.5
153(5765 MHz)	12.30	13.5
157(5785 MHz)	12.38	13.5
161(5805 MHz)	12.56	13.5
165(5825 MHz)	12.83	13.5

12 Simultaneous TX SAR Considerations

12.1 Introduction

The following procedures adopted from “FCC SAR Considerations for Cell Phones with Multiple Transmitters” are applicable to handsets with built-in unlicensed transmitters such as 802.11 a/b/g and Bluetooth devices which may simultaneously transmit with the licensed transmitter.

For this device, the BT and Wi-Fi can transmit simultaneous with other transmitters.

12.2 Transmit Antenna Separation Distances

The detail for transmit antenna separation distances is described in the additional document:

Appendix to test report No.I22Z60463-SEM07

The photos of SAR test

12.3 SAR Measurement Positions

According to the KDB941225 D06 Hot Spot SAR, the edges with less than 2.5 cm distance to the antennas need to be tested for SAR.

SAR measurement positions						
Mode	Front	Rear	Left edge	Right edge	Top edge	Bottom edge
ANT0	Yes	Yes	Yes	Yes	No	Yes
ANT1	Yes	Yes	Yes	No	No	Yes
ANT2	Yes	Yes	Yes	No	Yes	No
ANT3	Yes	Yes	Yes	No	Yes	No
ANT4	Yes	Yes	No	Yes	Yes	No
ANT5	Yes	Yes	No	Yes	Yes	No

13 Evaluation of Simultaneous

Table 13.1: The sum of SAR values for Main antenna + Wifi2.4G

	Position	Main antenna	WiFi-2.4G	Sum
Highest SAR value for Head	Left head, Tilt N77	1.01	0.33	1.34
Highest SAR value for Body	Top 10mm n41	1.05	0.10	1.15
	Rear 15mm n41	1.17	0.08	1.25

Table 13.2: The sum of SAR values for Main antenna + Wifi5G +BT

	Position	Main antenna	WiFi-5G	BT	Sum
Highest SAR value for Head	Left head, Tilt N77	1.01	0.32	0.03	1.36
Highest SAR value for Body	Top 10mm n41	1.05	0.23	<0.01	1.28
	Rear 15mm n41	1.17	0.16	<0.01	1.33

Table 13.3: The SAR values for ENDC

LTE	NR	Mode	Position	Reported SAR 1g(W/kg)
LTE Band 2-ANT1	N41	Head	Right Tilt	0.74(0.58+0.16)
		Body	Rear 15mm	1.06(0.69+0.37)
LTE Band 2-ANT2	N25	Head	Left cheek	0.52(0.39+0.13)
		Body	Rear 15mm	1.1(0.69+0.41)
	N66	Head	Right Cheek	0.41(0.15+0.26)
		Body	Rear 15mm	0.8(0.39+0.41)
	N71	Head	Right Cheek	0.26(0+0.26)
		Body	Rear 10mm	0.57(0.20+0.37)
LTE Band 66-ANT1	N41	Head	Right Tilt	0.73(0.58+0.15)
		Body	Rear 15mm	1.08(0.69+0.39)
LTE Band 66-ANT2	N25	Head	Left cheek	0.42(0.03+0.39)
		Body	Rear 15mm	0.86(0.69+0.17)
	N71	Head	Right Cheek	0.05(0+0.05)
		Body	Rear 10mm	0.37(0.20+0.17)

Conclusion:

According to the above tables, the sum of reported SAR values is <1.6W/kg. So the simultaneous transmission SAR with volume scans is not required.

14 SAR Test Result

Note:

KDB 447498 D01 General RF Exposure Guidance:

For WWAN: Reported SAR(W/kg)= Measured SAR(W/kg)*Tune-up Scaling Factor

For BT/WLAN: Reported SAR(W/kg)= Measured SAR(W/kg)* Duty Cycle scaling factor * Tune-up scaling factor

Testing of other required channels within the operating mode of a frequency band is not required when the reported 1-g or 10-g SAR for the mid-band or highest output power channel is:

≤ 0.8 W/kg or 2.0 W/kg, for 1-g or 10-g respectively, when the transmission band is ≤ 100 MHz

≤ 0.6 W/kg or 1.5 W/kg, for 1-g or 10-g respectively, when the transmission band is between 100 MHz and 200 MHz

≤ 0.4 W/kg or 1.0 W/kg, for 1-g or 10-g respectively, when the transmission band is ≥ 200 MHz

KDB 648474 D04 Handset SAR:

With headset attached, when the reported SAR for body-worn accessory, measured without a headset connected to the handset, is > 1.2 W/kg, the highest reported SAR configuration for that wireless mode and frequency band should be repeated for that body-worn accessory with a headset attached to the handset.

KDB 941225 D01 SAR test for 3G devices:

When the maximum output power and tune-up tolerance specified for production units in a secondary mode is $\leq \frac{1}{4}$ dB higher than the primary mode or when the highest reported SAR of the primary mode is scaled by the ratio of specified maximum output power and tune-up tolerance of secondary to primary mode and the adjusted SAR is ≤ 1.2 W/kg, SAR measurement is not required for the secondary mode.

KDB 941225 D05 SAR for LTE Devices:

SAR test reduction is applied using the following criteria:

Start with the largest channel bandwidth and measure SAR for QPSK with 1 RB, and 50% RB allocation, using the RB offset and required test channel combination with the highest maximum output power among RB offsets at the upper edge, middle and lower edge of each required test channel.

When the reported SAR is > 0.8 W/kg, testing for other Channels is performed at the highest output power level for 1RB, and 50% RB configuration for that channel.

Testing for 100% RB configuration is performed at the highest output power level for 100% RB configuration across the Low, Mid and High Channel when the highest reported SAR for 1 RB and 50% RB are > 0.8 W/kg. Testing for the remaining required channels is not needed because the reported SAR for 100% RB Allocation < 1.45 W/kg.

Testing for 16-QAM modulation is not required because the reported SAR for QPSK is < 1.45 W/Kg and its output power is not more than 0.5 dB higher than that of QPSK.

Testing for the other channel bandwidths is not required because the reported SAR for the highest channel bandwidth is < 1.45 W/Kg and its output power is not more than 0.5 dB higher than that of the highest channel bandwidth.

For LTE bands that do not support at least three non-overlapping channels in certain channel bandwidths, test the available non-overlapping channels instead. When a device supports overlapping channel assignment in a channel bandwidth configuration, the middle channel of the

group of overlapping channels should be selected for testing; therefore, the requirement for H, M and L channels may not fully apply.

KDB 248227 D01 SAR meas for 802.11:

SAR test reduction for 802.11 Wi-Fi transmission mode configurations are considered separately for DSSS and OFDM. An initial test position is determined to reduce the number of tests required for certain exposure configurations with multiple test positions. An initial test configuration is determined for each frequency band and aggregated band according to maximum output power, channel bandwidth, wireless mode configurations and other operating parameters to streamline the measurement requirements. For 2.4 GHz DSSS, either the initial test position or DSSS procedure is applied to reduce the number of SAR tests; these are mutually exclusive. For OFDM, an initial test position is only applicable to next to the ear, UMPC mini-tablet and hotspot mode configurations, which is tested using the initial test configuration to facilitate test reduction. For other exposure conditions with a fixed test position, SAR test reduction is determined using only the initial test configuration.

To determine the initial test position, Area Scans were performed to determine the position with the Maximum Value of SAR (measured). The position that produced the highest Maximum Value of SAR is considered the worst case position; thus used as the initial test position.

The multiple test positions require SAR measurements in head, hotspot mode or UMPC mini-tablet configurations may be reduced according to the highest reported SAR determined using the initial test position(s) by applying the DSSS or OFDM SAR measurement procedures in the required wireless mode test configuration(s). The initial test position(s) is measured using the highest measured maximum output power channel in the required wireless mode test configuration(s).

When the reported SAR for the initial test position is:

≤ 0.4 W/kg, further SAR measurement is not required for the other test positions in that exposure configuration and wireless mode combination within the frequency band or aggregated band. DSSS and OFDM configurations are considered separately according to the required SAR procedures.

> 0.4 W/kg, SAR is repeated using the same wireless mode test configuration tested in the initial test position to measure the subsequent next closet/smallest test separation distance and maximum coupling test position, on the highest maximum output power channel, until the reported SAR is ≤ 0.8 W/kg or all required test positions are tested.

- For subsequent test positions with equivalent test separation distance or when exposure is dominated by coupling conditions, the position for maximum coupling condition should be tested.
- When it is unclear, all equivalent conditions must be tested.

For all positions/configurations tested using the initial test position and subsequent test positions, when the reported SAR is > 0.8 W/kg, measure the SAR for these positions/configurations on the subsequent next highest measured output power channel(s) until the reported SAR is ≤ 1.2 W/kg or all required test channels are considered.

- The additional power measurements required for this step should be limited to those necessary for identifying subsequent highest output power channels to apply the test reduction.

When the specified maximum output power is the same for both UNII 1 and UNII 2A, begin SAR measurements in UNII 2A with the channel with the highest measured output power. If the reported SAR for UNII 2A is ≤ 1.2 W/kg, SAR is not required for UNII 1; otherwise treat the remaining bands separately and test them independently for SAR.

When the specified maximum output power is different between UNII 1 and UNII 2A, begin SAR with the band that has the higher specified maximum output. If the highest reported SAR for the band with the highest specified power is ≤ 1.2 W/kg, testing for the band with the lower specified output power is not required; otherwise test the remaining bands independently for SAR..

Table 14.1: Duty Cycle

Mode	Duty Cycle
GSM850/1900	1:2
WCDMA<E FDD&5G NR	1:1
LTE TDD	1:1.58 or 1:2.37

14.1 SAR results for Cellular

H: Headset

S: SIM2

Head

RF Exposure Conditions	Frequency Band	Channel Number	Frequency (MHz)	Mode/RB	Test Position	Distance	Figure No/Note	EUT Measured Power (dBm)	Tune up (dBm)	Measured SAR 1g (W/kg)	Reported SAR 1g (W/kg)	Measured SAR 10g (W/kg)	Reported SAR 10g (W/kg)	Power Drift
Head	GSM850	190	836.6	VOIP(4TX)	Cheek Left	0mm	\	28.93	29.5	0.276	0.31	0.208	0.24	0.15
Head	GSM850	190	836.6	VOIP(4TX)	Tilt Left	0mm	\	28.93	29.5	0.17	0.19	0.133	0.15	0.08
Head	GSM850	251	848.8	VOIP(4TX)	Cheek Right	0mm	Fig.A1	28.95	29.5	0.415	0.47	0.318	0.36	0.01
Head	GSM850	190	836.6	VOIP(4TX)	Cheek Right	0mm	\	28.93	29.5	0.316	0.36	0.242	0.28	0.07
Head	GSM850	128	824.2	VOIP(4TX)	Cheek Right	0mm	\	28.73	29.5	0.24	0.29	0.187	0.22	-0.08
Head	GSM850	190	836.6	VOIP(4TX)	Tilt Right	0mm	\	28.93	29.5	0.205	0.23	0.159	0.18	-0.16
Head	GSM1900	810	1909.8	VOIP(4TX)	Cheek Left	0mm	Fig.A2	25.76	26.5	0.321	0.38	0.202	0.24	0.10
Head	GSM1900	661	1880	VOIP(4TX)	Cheek Left	0mm	\	25.79	26.5	0.276	0.33	0.178	0.21	0.12
Head	GSM1900	512	1850.2	VOIP(4TX)	Cheek Left	0mm	\	25.85	26.5	0.305	0.35	0.2	0.23	0.06
Head	GSM1900	661	1880	VOIP(4TX)	Tilt Left	0mm	\	25.79	26.5	0.158	0.19	0.098	0.12	0.11
Head	GSM1900	661	1880	VOIP(4TX)	Cheek Right	0mm	\	25.79	26.5	0.201	0.24	0.129	0.15	0.15
Head	GSM1900	661	1880	VOIP(4TX)	Tilt Right	0mm	\	25.79	26.5	0.145	0.17	0.086	0.10	0.06
Head	WCDMA1900	9538	1907.6	RMC	Cheek Left	0mm	\	23.67	24.5	0.306	0.37	0.194	0.23	0.15
Head	WCDMA1900	9400	1880	RMC	Cheek Left	0mm	\	23.71	24.5	0.315	0.38	0.202	0.24	-0.06
Head	WCDMA1900	9262	1852.4	RMC	Cheek Left	0mm	Fig.A3	23.85	24.5	0.386	0.45	0.247	0.29	0.19
Head	WCDMA1900	9400	1880	RMC	Tilt Left	0mm	\	23.71	24.5	0.195	0.23	0.124	0.15	0.06
Head	WCDMA1900	9400	1880	RMC	Cheek Right	0mm	\	23.71	24.5	0.271	0.33	0.172	0.21	-0.12
Head	WCDMA1900	9400	1880	RMC	Tilt Right	0mm	\	23.71	24.5	0.172	0.21	0.092	0.11	-0.18
Head	WCDMA1700	1513	1752.6	RMC	Cheek Left	0mm	Fig.A4	23.55	24.5	0.291	0.36	0.194	0.24	0.15
Head	WCDMA1700	1413	1732.6	RMC	Cheek Left	0mm	\	23.64	24.5	0.246	0.30	0.164	0.20	0.04
Head	WCDMA1700	1312	1712.4	RMC	Cheek Left	0mm	\	23.74	24.5	0.284	0.34	0.19	0.23	0.19
Head	WCDMA1700	1413	1732.6	RMC	Tilt Left	0mm	\	23.64	24.5	0.182	0.22	0.118	0.14	0.18
Head	WCDMA1700	1413	1732.6	RMC	Cheek Right	0mm	\	23.64	24.5	0.24	0.29	0.157	0.19	-0.07
Head	WCDMA1700	1413	1732.6	RMC	Tilt Right	0mm	\	23.64	24.5	0.171	0.21	0.108	0.13	0.07
Head	WCDMA 850	4183	836.6	RMC	Cheek Left	0mm	\	23.68	25.00	0.19	0.26	0.146	0.20	-0.12
Head	WCDMA 850	4183	836.6	RMC	Tilt Left	0mm	\	23.68	25.00	0.104	0.14	0.084	0.11	0.19
Head	WCDMA 850	4233	846.6	RMC	Cheek Right	0mm	Fig.A5	23.62	25.00	0.258	0.35	0.199	0.27	0.02
Head	WCDMA 850	4183	836.6	RMC	Cheek Right	0mm	\	23.68	25.00	0.232	0.31	0.178	0.24	0.09
Head	WCDMA 850	4132	826.4	RMC	Cheek Right	0mm	\	23.75	25.00	0.196	0.26	0.151	0.20	0.15
Head	WCDMA 850	4183	836.6	RMC	Tilt Right	0mm	\	23.68	25.00	0.121	0.16	0.096	0.13	0.04
Head	LTE Band7	21350	2560	1RB-Mid	Cheek Left	0mm	Fig.A6	23.53	24	0.114	0.13	0.062	0.07	0.03
Head	LTE Band7	21350	2560	1RB-Mid	Tilt Left	0mm	\	23.53	24	0.082	0.09	0.044	0.05	-0.05
Head	LTE Band7	21350	2560	1RB-Mid	Cheek Right	0mm	\	23.53	24	0.068	0.08	0.035	0.04	-0.19
Head	LTE Band7	21350	2560	1RB-Mid	Tilt Right	0mm	\	23.53	24	0.038	0.04	0.021	0.02	-0.19
Head	LTE Band7	21350	2560	50RB-Mid	Cheek Left	0mm	\	22.54	23	0.092	0.10	0.049	0.05	-0.12
Head	LTE Band7	21350	2560	50RB-Mid	Tilt Left	0mm	\	22.54	23	0.065	0.07	0.036	0.04	0.04
Head	LTE Band7	21350	2560	50RB-Mid	Cheek Right	0mm	\	22.54	23	0.056	0.06	0.028	0.03	0.19
Head	LTE Band7	21350	2560	50RB-Mid	Tilt Right	0mm	\	22.54	23	0.041	0.05	0.023	0.03	0.17
Head	LTE Band12	23060	704	1RB-Low	Cheek Left	0mm	\	24.27	25	0.225	0.27	0.178	0.21	-0.03
Head	LTE Band12	23060	704	1RB-Low	Tilt Left	0mm	\	24.27	25	0.109	0.13	0.088	0.10	-0.08
Head	LTE Band12	23060	704	1RB-Low	Cheek Right	0mm	Fig.A7	24.27	25	0.23	0.27	0.181	0.21	-0.01
Head	LTE Band12	23060	704	1RB-Low	Tilt Right	0mm	\	24.27	25	0.131	0.15	0.105	0.12	-0.02
Head	LTE Band12	23060	704	25RB-Low	Cheek Left	0mm	\	23.21	24	0.175	0.21	0.14	0.17	-0.19
Head	LTE Band12	23060	704	25RB-Low	Tilt Left	0mm	\	23.21	24	0.175	0.21	0.071	0.09	0.10
Head	LTE Band12	23060	704	25RB-Low	Cheek Right	0mm	\	23.21	24	0.202	0.24	0.161	0.19	0.18
Head	LTE Band12	23060	704	25RB-Low	Tilt Right	0mm	\	23.21	24	0.115	0.14	0.093	0.11	-0.04
Head	LTE Band13	23230	782	1RB-Mid	Cheek Left	0mm	\	23.26	24	0.098	0.12	0.077	0.09	-0.03
Head	LTE Band13	23230	782	1RB-Mid	Tilt Left	0mm	\	23.26	24	0.054	0.06	0.043	0.05	0.04
Head	LTE Band13	23230	782	1RB-Mid	Cheek Right	0mm	Fig.A8	23.26	24	0.116	0.14	0.09	0.11	0.04
Head	LTE Band13	23230	782	1RB-Mid	Tilt Right	0mm	\	23.26	24	0.061	0.07	0.049	0.06	-0.02
Head	LTE Band13	23230	782	25RB-Mid	Cheek Left	0mm	\	22.23	23	0.072	0.09	0.056	0.07	0.00
Head	LTE Band13	23230	782	25RB-Mid	Tilt Left	0mm	\	22.23	23	0.04	0.05	0.032	0.04	0.16
Head	LTE Band13	23230	782	25RB-Mid	Cheek Right	0mm	\	22.23	23	0.097	0.12	0.076	0.09	0.16
Head	LTE Band13	23230	782	25RB-Mid	Tilt Right	0mm	\	22.23	23	0.05	0.06	0.038	0.05	0.15
Head	LTE Band25	26365	1882.5	1RB-Mid	Cheek Left	0mm	Fig.A9	24.48	25	0.31	0.35	0.198	0.22	0.08
Head	LTE Band25	26365	1882.5	1RB-Mid	Tilt Left	0mm	\	24.48	25	0.162	0.18	0.101	0.11	-0.16
Head	LTE Band25	26365	1882.5	1RB-Mid	Cheek Right	0mm	\	24.48	25	0.23	0.26	0.147	0.17	-0.19
Head	LTE Band25	26365	1882.5	1RB-Mid	Tilt Right	0mm	\	24.48	25	0.139	0.16	0.084	0.09	0.08
Head	LTE Band25	26365	1882.5	50RB-Mid	Cheek Left	0mm	\	23.44	24	0.251	0.29	0.161	0.18	-0.19
Head	LTE Band25	26365	1882.5	50RB-Mid	Tilt Left	0mm	\	23.44	24	0.131	0.15	0.082	0.09	0.02
Head	LTE Band25	26365	1882.5	50RB-Mid	Cheek Right	0mm	\	23.44	24	0.186	0.21	0.118	0.13	-0.07
Head	LTE Band25	26365	1882.5	50RB-Mid	Tilt Right	0mm	\	23.44	24	0.113	0.13	0.07	0.08	0.08



Head	LTE Band26	26775	822.5	1RB-Low	Cheek Left	0mm	\	23.89	25	0.114	0.15	0.099	0.13	0.12
Head	LTE Band26	26775	822.5	1RB-Low	Tilt Left	0mm	\	23.89	25	0.057	0.07	0.045	0.06	-0.17
Head	LTE Band26	26775	822.5	1RB-Low	Cheek Right	0mm	\	23.89	25	0.106	0.14	0.081	0.10	0.14
Head	LTE Band26	26775	822.5	1RB-Low	Tilt Right	0mm	Fig.A10	23.89	25	0.132	0.17	0.101	0.13	0.08
Head	LTE Band26	26775	822.5	36RB-Low	Cheek Left	0mm	\	22.96	24	0.097	0.12	0.072	0.09	0.06
Head	LTE Band26	26775	822.5	36RB-Low	Tilt Left	0mm	\	22.96	24	0.046	0.06	0.036	0.05	0.17
Head	LTE Band26	26775	822.5	36RB-Low	Cheek Right	0mm	\	22.96	24	0.088	0.11	0.067	0.09	0.14
Head	LTE Band26	26775	822.5	36RB-Low	Tilt Right	0mm	\	22.96	24	0.115	0.15	0.089	0.11	-0.16
Head	LTE Band41 PC2	40620	2593	1RB-Mid	Cheek Left	0mm	\	19.94	20	0.331	0.34	0.139	0.14	0.02
Head	LTE Band41 PC2	40620	2593	1RB-Mid	Tilt Left	0mm	\	19.94	20	0.399	0.40	0.163	0.17	-0.06
Head	LTE Band41 PC2	40620	2593	1RB-Mid	Cheek Right	0mm	\	19.94	20	0.587	0.60	0.24	0.24	-0.05
Head	LTE Band41 PC2	41490	2680	1RB-Mid	Tilt Right	0mm	\	19.86	20	0.834	0.86	0.315	0.33	0.05
Head	LTE Band41 PC2	41055	2636.5	1RB-Mid	Tilt Right	0mm	\	19.69	20	0.851	0.91	0.339	0.36	-0.17
Head	LTE Band41 PC2	40620	2593	1RB-Mid	Tilt Right	0mm	Fig.A11	19.94	20	0.941	0.95	0.369	0.37	0.07
Head	LTE Band41 PC2	40185	2549.5	1RB-Mid	Tilt Right	0mm	\	19.84	20	0.886	0.92	0.357	0.37	0.12
Head	LTE Band41 PC2	39750	2506	1RB-Mid	Tilt Right	0mm	\	19.78	20	0.833	0.88	0.348	0.37	-0.16
Head	LTE Band41 PC2	40620	2593	50RB-Low	Cheek Left	0mm	\	18.88	19	0.26	0.27	0.11	0.11	-0.12
Head	LTE Band41 PC2	40620	2593	50RB-Low	Tilt Left	0mm	\	18.88	19	0.319	0.33	0.13	0.13	0.07
Head	LTE Band41 PC2	40620	2593	50RB-Low	Cheek Right	0mm	\	18.88	19	0.478	0.49	0.209	0.21	0.18
Head	LTE Band41 PC2	40620	2593	50RB-Low	Tilt Right	0mm	\	18.88	19	0.75	0.77	0.294	0.30	0.06
Head	LTE Band41 PC2	40620	2593	100RB	Tilt Right	0mm	\	18.88	19	0.821	0.84	0.314	0.32	0.04
Head	LTE Band41 PC3	40620	2593	1RB-Mid	Cheek Left	0mm	\	16.86	18	0.194	0.25	0.081	0.11	0.04
Head	LTE Band41 PC3	40620	2593	1RB-Mid	Tilt Left	0mm	\	16.86	18	0.263	0.34	0.107	0.14	0.16
Head	LTE Band41 PC3	40620	2593	1RB-Mid	Cheek Right	0mm	\	16.86	18	0.388	0.50	0.166	0.22	0.01
Head	LTE Band41 PC3	41490	2680	1RB-Mid	Tilt Right	0mm	\	16.80	18	0.601	0.79	0.225	0.30	0.09
Head	LTE Band41 PC3	41055	2636.5	1RB-Mid	Tilt Right	0mm	\	16.62	18	0.552	0.76	0.203	0.28	0.15
Head	LTE Band41 PC3	40620	2593	1RB-Mid	Tilt Right	0mm	Fig.A12	16.86	18	0.691	0.90	0.27	0.35	0.15
Head	LTE Band41 PC3	40185	2549.5	1RB-Mid	Tilt Right	0mm	\	16.76	18	0.611	0.81	0.219	0.29	0.18
Head	LTE Band41 PC3	39750	2506	1RB-Mid	Tilt Right	0mm	\	16.69	18	0.521	0.70	0.188	0.25	0.17
Head	LTE Band41 PC3	40620	2593	50RB-Low	Cheek Left	0mm	\	15.87	17	0.146	0.19	0.061	0.08	-0.15
Head	LTE Band41 PC3	40620	2593	50RB-Low	Tilt Left	0mm	\	15.87	17	0.208	0.27	0.085	0.11	-0.07
Head	LTE Band41 PC3	40620	2593	50RB-Low	Cheek Right	0mm	\	15.87	17	0.321	0.42	0.135	0.18	-0.09
Head	LTE Band41 PC3	40620	2593	50RB-Low	Tilt Right	0mm	\	15.87	17	0.554	0.72	0.216	0.28	0.04
Head	LTE Band41 PC3	40620	2593	100RB	Tilt Right	0mm	\	15.79	17	0.582	0.77	0.206	0.27	-0.11
Head	LTE Band66	132072	1720	1RB-Mid	Cheek Left	0mm	Fig.A13	24.47	25	0.223	0.25	0.149	0.17	0.04
Head	LTE Band66	132072	1720	1RB-Mid	Tilt Left	0mm	\	24.47	25	0.178	0.20	0.118	0.13	0.10
Head	LTE Band66	132072	1720	1RB-Mid	Cheek Right	0mm	\	24.47	25	0.17	0.19	0.114	0.13	0.06
Head	LTE Band66	132072	1720	1RB-Mid	Tilt Right	0mm	\	24.47	25	0.133	0.15	0.085	0.10	-0.19
Head	LTE Band66	132072	1720	50RB-Mid	Cheek Left	0mm	\	23.56	24	0.175	0.19	0.118	0.13	0.08
Head	LTE Band66	132072	1720	50RB-Mid	Tilt Left	0mm	\	23.56	24	0.145	0.16	0.096	0.11	0.05
Head	LTE Band66	132072	1720	50RB-Mid	Cheek Right	0mm	\	23.56	24	0.131	0.14	0.09	0.10	0.17
Head	LTE Band66	132072	1720	50RB-Mid	Tilt Right	0mm	\	23.56	24	0.113	0.13	0.072	0.08	-0.02
Head	LTE Band71	133322	683	1RB-Mid	Cheek Left	0mm	\	24.01	25	0.068	0.09	0.056	0.07	0.00
Head	LTE Band71	133322	683	1RB-Mid	Tilt Left	0mm	\	24.01	25	0.033	0.04	0.027	0.03	-0.09
Head	LTE Band71	133322	683	1RB-Mid	Cheek Right	0mm	\	24.01	25	0.076	0.10	0.061	0.08	-0.04
Head	LTE Band71	133322	683	1RB-Mid	Tilt Right	0mm	Fig.A14	24.01	25	0.08	0.10	0.063	0.08	-0.15
Head	LTE Band71	133322	683	50RB-Low	Cheek Left	0mm	\	23.01	24	0.053	0.07	0.043	0.05	0.18
Head	LTE Band71	133322	683	50RB-Low	Tilt Left	0mm	\	23.01	24	0.025	0.03	0.021	0.03	0.03
Head	LTE Band71	133322	683	50RB-Low	Cheek Right	0mm	\	23.01	24	0.058	0.07	0.074	0.09	-0.09
Head	LTE Band71	133322	683	50RB-Low	Tilt Right	0mm	\	23.01	24	0.065	0.08	0.051	0.06	-0.12



No.I22Z60463-SEM07

Body

RF Exposure Conditions	Frequency Band	Channel Number	Frequency (MHz)	Mode/RB	Test Position	Distance	Figure No/Note	EUT Measured Power (dBm)	Tune up (dBm)	Measured SAR 1g (W/kg)	Reported SAR 1g (W/kg)	Measured SAR 10g (W/kg)	Reported SAR 10g (W/kg)	Power Drift
Hotspot	GSM850	190	836.6	GPRS(4TX)	Front	10mm	\	28.93	29.5	0.487	0.56	0.313	0.36	0.14
Hotspot	GSM850	251	848.8	GPRS(4TX)	Rear	10mm	Fig.A15	28.95	29.5	0.933	1.06	0.536	0.61	-0.03
Hotspot	GSM850	190	836.6	GPRS(4TX)	Rear	10mm	\	28.93	29.5	0.885	1.01	0.527	0.60	-0.06
Hotspot	GSM850	128	824.2	GPRS(4TX)	Rear	10mm	\	28.73	29.5	0.627	0.75	0.383	0.46	0.19
Hotspot	GSM850	190	836.6	GPRS(4TX)	Left	10mm	\	28.93	29.5	0.187	0.21	0.126	0.14	0.10
Hotspot	GSM850	190	836.6	GPRS(4TX)	Right	10mm	\	28.93	29.5	0.428	0.49	0.287	0.33	0.07
Hotspot	GSM850	190	836.6	GPRS(4TX)	Bottom	10mm	\	28.93	29.5	0.53	0.60	0.288	0.33	-0.04
Hotspot	GSM850	251	848.8	EGPRS(4TX)	Rear	10mm	\	28.94	29.5	0.827	0.94	0.506	0.58	0.07
Hotspot	GSM1900	661	1880	GPRS(4TX)	Front	10mm	\	25.38	25.5	0.564	0.58	0.342	0.35	0.09
Hotspot	GSM1900	810	1909.8	GPRS(4TX)	Rear	10mm	\	25.38	25.5	0.825	0.85	0.506	0.52	0.16
Hotspot	GSM1900	661	1880	GPRS(4TX)	Rear	10mm	\	25.38	25.5	0.831	0.85	0.513	0.53	0.08
Hotspot	GSM1900	512	1850.2	GPRS(4TX)	Rear	10mm	Fig.A16	25.28	25.5	0.888	0.93	0.525	0.55	0.11
Hotspot	GSM1900	661	1880	GPRS(4TX)	Left	10mm	\	25.38	25.5	0.452	0.46	0.261	0.27	0.01
Hotspot	GSM1900	661	1880	GPRS(4TX)	Right	10mm	\	25.38	25.5	0.152	0.16	0.092	0.09	0.09
Hotspot	GSM1900	661	1880	GPRS(4TX)	Bottom	10mm	\	25.38	25.5	0.738	0.76	0.435	0.45	0.19
Hotspot	GSM1900	512	1850.2	EGPRS(4TX)	Rear	10mm	\	25.23	25.5	0.816	0.87	0.502	0.53	-0.17
Body	GSM1900	661	1880	GPRS(4TX)	Front	15mm	\	25.79	26.5	0.462	0.54	0.293	0.35	-0.14
Body	GSM1900	810	1909.8	GPRS(4TX)	Rear	15mm	\	25.76	26.5	0.669	0.79	0.434	0.51	-0.10
Body	GSM1900	661	1880	GPRS(4TX)	Rear	15mm	\	25.79	26.5	0.692	0.81	0.433	0.51	0.12
Body	GSM1900	512	1850.2	GPRS(4TX)	Rear	15mm	Fig.A17	25.85	26.5	0.711	0.83	0.449	0.52	-0.08
Body	GSM1900	512	1850.2	EGPRS(4TX)	Rear	15mm	\	25.85	26.5	0.682	0.79	0.418	0.49	0.15
Hotspot	WCDMA1900	9400	1880	RMC	Front	10mm	\	19.79	21.5	0.354	0.52	0.215	0.32	-0.13
Hotspot	WCDMA1900	9538	1907.6	RMC	Rear	10mm	\	19.91	21.5	0.506	0.73	0.309	0.45	-0.16
Hotspot	WCDMA1900	9400	1880	RMC	Rear	10mm	Fig.A18	19.79	21.5	0.531	0.79	0.319	0.47	0.09
Hotspot	WCDMA1900	9262	1852.4	RMC	Rear	10mm	\	19.86	21.5	0.524	0.76	0.317	0.46	-0.06
Hotspot	WCDMA1900	9400	1880	RMC	Left	10mm	\	19.79	21.5	0.266	0.39	0.151	0.22	-0.17
Hotspot	WCDMA1900	9400	1880	RMC	Right	10mm	\	19.79	21.5	0.086	0.13	0.052	0.08	-0.07
Hotspot	WCDMA1900	9400	1880	RMC	Bottom	10mm	\	19.79	21.5	0.462	0.68	0.264	0.39	0.09
Body	WCDMA1900	9400	1880	RMC	Front	15mm	\	23.71	24.5	0.424	0.51	0.266	0.32	0.03
Body	WCDMA1900	9538	1907.6	RMC	Rear	15mm	\	23.67	24.5	0.546	0.66	0.345	0.42	0.10
Body	WCDMA1900	9400	1880	RMC	Rear	15mm	\	23.71	24.5	0.577	0.69	0.374	0.45	-0.09
Body	WCDMA1900	9262	1852.4	RMC	Rear	15mm	Fig.A19	23.85	24.5	0.599	0.70	0.365	0.42	0.17
Hotspot	WCDMA1700	1413	1732.6	RMC	Front	10mm	\	20.12	21.5	0.202	0.28	0.125	0.17	-0.11
Hotspot	WCDMA1700	1513	1752.6	RMC	Rear	10mm	Fig.A20	20.08	21.5	0.369	0.51	0.222	0.31	0.18
Hotspot	WCDMA1700	1413	1732.6	RMC	Rear	10mm	\	20.12	21.5	0.347	0.48	0.213	0.29	-0.04
Hotspot	WCDMA1700	1312	1712.4	RMC	Rear	10mm	\	20.26	21.5	0.312	0.42	0.187	0.25	0.01
Hotspot	WCDMA1700	1413	1732.6	RMC	Left	10mm	\	20.12	21.5	0.168	0.23	0.096	0.13	0.06
Hotspot	WCDMA1700	1413	1732.6	RMC	Right	10mm	\	20.12	21.5	0.055	0.08	0.034	0.05	-0.14
Hotspot	WCDMA1700	1413	1732.6	RMC	Bottom	10mm	\	20.12	21.5	0.206	0.28	0.122	0.17	0.18
Body	WCDMA1700	1413	1732.6	RMC	Front	15mm	\	23.64	24.5	0.313	0.38	0.174	0.21	0.03
Body	WCDMA1700	1513	1752.6	RMC	Rear	15mm	Fig.A21	23.55	24.5	0.403	0.50	0.261	0.32	0.01
Body	WCDMA1700	1413	1732.6	RMC	Rear	15mm	\	23.64	24.5	0.352	0.43	0.231	0.28	-0.18
Body	WCDMA1700	1312	1712.4	RMC	Rear	15mm	\	23.74	24.5	0.348	0.41	0.236	0.28	-0.03
Hotspot	WCDMA 850	4183	836.6	RMC	Front	10mm	\	23.68	25	0.248	0.34	0.15	0.20	0.12
Hotspot	WCDMA 850	4233	846.6	RMC	Rear	10mm	\	23.62	25	0.404	0.56	0.237	0.33	0.05
Hotspot	WCDMA 850	4183	836.6	RMC	Rear	10mm	Fig.A22	23.68	25	0.419	0.57	0.247	0.33	0.15
Hotspot	WCDMA 850	4132	826.4	RMC	Rear	10mm	\	23.75	25	0.364	0.49	0.216	0.29	0.18
Hotspot	WCDMA 850	4183	836.6	RMC	Left	10mm	\	23.68	25	0.094	0.13	0.06	0.08	0.14
Hotspot	WCDMA 850	4183	836.6	RMC	Right	10mm	\	23.68	25	0.197	0.27	0.126	0.17	0.18
Hotspot	WCDMA 850	4183	836.6	RMC	Bottom	10mm	\	23.68	25	0.249	0.34	0.118	0.16	0.11
Hotspot	LTE Band7	20850	2510	1RB-Mid	Front	10mm	\	21.29	22	0.133	0.16	0.065	0.08	-0.15
Hotspot	LTE Band7	20850	2510	1RB-Mid	Rear	10mm	\	21.29	22	0.17	0.20	0.09	0.11	0.04
Hotspot	LTE Band7	20850	2510	1RB-Mid	Left	10mm	\	21.29	22	0.11	0.13	0.06	0.07	0.16
Hotspot	LTE Band7	20850	2510	1RB-Mid	Right	10mm	\	21.29	22	0.068	0.08	0.03	0.04	0.00
Hotspot	LTE Band7	20850	2510	1RB-Mid	Bottom	10mm	Fig.A23	21.29	22	0.288	0.34	0.144	0.17	-0.07
Hotspot	LTE Band7	20850	2510	50RB-Mid	Front	10mm	\	20.30	21	0.101	0.12	0.049	0.06	0.00
Hotspot	LTE Band7	20850	2510	50RB-Mid	Rear	10mm	\	20.30	21	0.137	0.16	0.074	0.09	-0.01
Hotspot	LTE Band7	20850	2510	50RB-Mid	Left	10mm	\	20.30	21	0.089	0.10	0.048	0.06	-0.02
Hotspot	LTE Band7	20850	2510	50RB-Mid	Right	10mm	\	20.30	21	0.056	0.07	0.024	0.03	-0.16
Hotspot	LTE Band7	20850	2510	50RB-Mid	Bottom	10mm	\	20.30	21	0.227	0.27	0.114	0.13	0.00
Body	LTE Band7	21350	2560	1RB-Mid	Front	15mm	\	23.53	24	0.169	0.19	0.092	0.10	-0.13
Body	LTE Band7	21350	2560	1RB-Mid	Rear	15mm	Fig.A24	23.53	24	0.203	0.23	0.108	0.12	0.08
Body	LTE Band7	21350	2560	50RB-Mid	Front	15mm	\	22.54	23	0.135	0.15	0.073	0.08	0.10
Body	LTE Band7	21350	2560	50RB-Mid	Rear	15mm	\	22.54	23	0.165	0.18	0.088	0.10	-0.12
Hotspot	LTE Band12	23060	704	1RB-Low	Front	10mm	\	24.27	25.00	0.112	0.13	0.086	0.10	-0.18
Hotspot	LTE Band12	23060	704	1RB-Low	Rear	10mm	\	24.27	25.00	0.19	0.22	0.123	0.15	0.08
Hotspot	LTE Band12	23060	704	1RB-Low	Left	10mm	\	24.27	25.00	0.123	0.15	0.086	0.10	-0.14
Hotspot	LTE Band12	23060	704	1RB-Low	Right	10mm	Fig.A25	24.27	25.00	0.28	0.33	0.195	0.23	-0.11
Hotspot	LTE Band12	23060	704	1RB-Low	Bottom	10mm	\	24.27	25.00	0.093	0.11	0.053	0.06	0.15
Hotspot	LTE Band12	23060	704	25RB-Low	Front	10mm	\	23.21	24.00	0.084	0.10	0.065	0.08	-0.14
Hotspot	LTE Band12	23060	704	25RB-Low	Rear	10mm	\	23.21	24.00	0.147	0.18	0.095	0.11	-0.08
Hotspot	LTE Band12	23060	704	25RB-Low	Left	10mm	\	23.21	24.00	0.092	0.11	0.064	0.08	0.09
Hotspot	LTE Band12	23060	704	25RB-Low	Right	10mm	\	23.21	24.00	0.227	0.27	0.159	0.19	-0.17
Hotspot	LTE Band12	23060	704	25RB-Low	Bottom	10mm	\	23.21	24.00	0.073	0.09	0.041	0.05	-0.05
Hotspot	LTE Band13	23230	782	1RB-Mid	Front	10mm	\	23.26	24	0.131	0.16	0.078	0.09	0.10
Hotspot	LTE Band13	23230	782	1RB-Mid	Rear	10mm	Fig.A26	23.26	24	0.222	0.26	0.129	0.15	-0.19
Hotspot	LTE Band13	23230	782	1RB-Mid	Left	10mm	\	23.26	24	0.056	0.07	0.037	0.04	0.14
Hotspot	LTE Band13	23230	782	1RB-Mid	Right	10mm	\	23.26	24	0.13	0.15	0.087	0.10	0.04
Hotspot	LTE Band13	23230	782	1RB-Mid	Bottom	10mm	\	23.26	24	0.174	0.21	0.091	0.11	0.12
Hotspot	LTE Band13	23230	782	25RB-Mid	Front	10mm	\	22.23	23	0.109	0.13	0.065	0.08	-0.06
Hotspot	LTE Band13	23230	782	25RB-Mid	Rear	10mm	\	22.23	23	0.174	0.21	0.102	0.12	-0.04
Hotspot	LTE Band13	23230	782	25RB-Mid	Left	10mm	\	22.23	23	0.043	0.05	0.028	0.03	-0.10
Hotspot	LTE Band13	23230	782	25RB-Mid	Right	10mm	\	22.23	23	0.102	0.12	0.068	0.08	0.08
Hotspot	LTE Band13	23230	782	25RB-Mid	Bottom	10mm	\	22.23	23	0.136	0.16	0.071	0.08	-0.08
Hotspot	LTE Band25	26365	1882.5	1RB-Mid	Front	10mm	\	20.93	22	0.367	0.47	0.223	0.29	0.01
Hotspot	LTE Band25	26365	1882.5	1RB-Mid	Rear	10mm	Fig.A27	20.93	22	0.544	0.70	0.33	0.42	-0.01
Hotspot	LTE Band25	26365	1882.5	1RB-Mid	Left	10mm	\	20.93	22	0.284	0.36	0.161	0.21	0.05
Hotspot	LTE Band25	26365	1882.5	1RB-Mid	Right	10mm	\	20.93	22	0.089	0.11	0.054	0.07	-0.13
Hotspot	LTE Band25	26365	1882.5	1RB-Mid	Bottom	10mm	\	20.93	22	0.473	0.61	0.272	0.35	-0.06
Hotspot	LTE Band25	26365	1882.5	50RB-Mid	Front	10mm	\	19.92	21	0.293	0.38	0.175	0.22	0.19



Hotspot	LTE Band26	26775	822.5	1RB-Low	Front	10mm	\	23.89	25	0.256	0.33	0.156	0.20	-0.01
Hotspot	LTE Band26	26775	822.5	1RB-Low	Rear	10mm	Fig.A29	23.89	25	0.424	0.55	0.251	0.32	0.03
Hotspot	LTE Band26	26775	822.5	1RB-Low	Left	10mm	\	23.89	25	0.137	0.18	0.088	0.11	0.09
Hotspot	LTE Band26	26775	822.5	1RB-Low	Right	10mm	\	23.89	25	0.224	0.29	0.145	0.19	0.08
Hotspot	LTE Band26	26775	822.5	1RB-Low	Bottom	10mm	\	23.89	25	0.221	0.29	0.119	0.15	-0.05
Hotspot	LTE Band26	26775	822.5	36RB-Low	Front	10mm	\	22.96	24	0.217	0.28	0.132	0.17	0.11
Hotspot	LTE Band26	26775	822.5	36RB-Low	Rear	10mm	\	22.96	24	0.359	0.46	0.212	0.27	-0.04
Hotspot	LTE Band26	26775	822.5	36RB-Low	Left	10mm	\	22.96	24	0.11	0.14	0.071	0.09	-0.06
Hotspot	LTE Band26	26775	822.5	36RB-Low	Right	10mm	\	22.96	24	0.185	0.24	0.121	0.15	-0.16
Hotspot	LTE Band26	26775	822.5	36RB-Low	Bottom	10mm	\	22.96	24	0.19	0.24	0.103	0.13	-0.11
Hotspot	LTE Band41 PC2	40620	2593	1RB-Mid	Front	10mm	\	22.88	23	0.329	0.34	0.151	0.16	-0.13
Hotspot	LTE Band41 PC2	40620	2593	1RB-Mid	Rear	10mm	\	22.88	23	0.597	0.61	0.266	0.27	-0.04
Hotspot	LTE Band41 PC2	40620	2593	1RB-Mid	Left	10mm	\	22.88	23	0.154	0.16	0.078	0.08	-0.15
Hotspot	LTE Band41 PC2	40620	2593	1RB-Mid	Right	10mm	\	22.88	23	0.048	0.05	0.013	0.01	0.05
Hotspot	LTE Band41 PC2	40620	2593	1RB-Mid	Top	10mm	Fig.A30	22.88	23	0.678	0.70	0.3	0.31	-0.04
Hotspot	LTE Band41 PC2	40620	2593	50RB-Mid	Front	10mm	\	21.80	22	0.253	0.26	0.119	0.12	-0.16
Hotspot	LTE Band41 PC2	40620	2593	50RB-Mid	Rear	10mm	\	21.80	22	0.492	0.52	0.216	0.23	0.08
Hotspot	LTE Band41 PC2	40620	2593	50RB-Mid	Left	10mm	\	21.80	22	0.126	0.13	0.064	0.07	0.08
Hotspot	LTE Band41 PC2	40620	2593	50RB-Mid	Right	10mm	\	21.80	22	<0.01	<0.01	<0.01	<0.01	\
Hotspot	LTE Band41 PC2	40620	2593	50RB-Mid	Top	10mm	\	21.80	22	0.539	0.56	0.237	0.25	-0.11
Body	LTE Band41 PC2	40620	2593	1RB-Mid	Front	15mm	\	24.79	25	0.138	0.14	0.075	0.08	0.08
Body	LTE Band41 PC2	40620	2593	1RB-Mid	Rear	15mm	Fig.A31	24.79	25	0.339	0.36	0.168	0.18	0.02
Body	LTE Band41 PC2	40620	2593	50RB-Mid	Front	15mm	\	23.75	24	0.11	0.12	0.059	0.06	0.13
Body	LTE Band41 PC2	40620	2593	50RB-Mid	Rear	15mm	\	23.75	24	0.267	0.28	0.133	0.14	0.02
Hotspot	LTE Band41 PC3	40620	2593	1RB-Mid	Front	10mm	\	19.93	21	0.234	0.30	0.117	0.15	0.02
Hotspot	LTE Band41 PC3	40620	2593	1RB-Mid	Rear	10mm	\	19.93	21	0.462	0.59	0.212	0.27	-0.01
Hotspot	LTE Band41 PC3	40620	2593	1RB-Mid	Left	10mm	\	19.93	21	0.119	0.15	0.063	0.08	-0.03
Hotspot	LTE Band41 PC3	40620	2593	1RB-Mid	Right	10mm	\	19.93	21	0.048	0.06	0.014	0.02	-0.13
Hotspot	LTE Band41 PC3	40620	2593	1RB-Mid	Top	10mm	Fig.A32	19.93	21	0.546	0.70	0.24	0.31	-0.04
Hotspot	LTE Band41 PC3	40620	2593	50RB-Mid	Front	10mm	\	18.86	20	0.185	0.24	0.092	0.12	0.00
Hotspot	LTE Band41 PC3	40620	2593	50RB-Mid	Rear	10mm	\	18.86	20	0.365	0.47	0.168	0.22	0.10
Hotspot	LTE Band41 PC3	40620	2593	50RB-Mid	Left	10mm	\	18.86	20	0.094	0.12	0.048	0.06	0.18
Hotspot	LTE Band41 PC3	40620	2593	50RB-Mid	Right	10mm	\	18.86	20	0.038	0.05	0.01	0.01	-0.09
Hotspot	LTE Band41 PC3	40620	2593	50RB-Mid	Top	10mm	\	18.86	20	0.429	0.56	0.188	0.24	0.08
Body	LTE Band41 PC3	40620	2593	1RB-Mid	Front	15mm	\	21.79	23	0.109	0.14	0.058	0.08	-0.04
Body	LTE Band41 PC3	40620	2593	1RB-Mid	Rear	15mm	Fig.A33	21.79	23	0.246	0.33	0.122	0.16	0.09
Body	LTE Band41 PC3	40620	2593	50RB-Mid	Front	15mm	\	20.76	22	0.083	0.11	0.044	0.06	-0.11
Body	LTE Band41 PC3	40620	2593	50RB-Mid	Rear	15mm	\	20.76	22	0.199	0.26	0.099	0.13	0.15
Hotspot	LTE Band66	132072	1720	1RB-Mid	Front	10mm	\	21.06	22	0.197	0.24	0.128	0.16	0.03
Hotspot	LTE Band66	132072	1720	1RB-Mid	Rear	10mm	Fig.A34	21.06	22	0.343	0.43	0.217	0.27	0.10
Hotspot	LTE Band66	132072	1720	1RB-Mid	Left	10mm	\	21.06	22	0.166	0.21	0.104	0.13	-0.04
Hotspot	LTE Band66	132072	1720	1RB-Mid	Right	10mm	\	21.06	22	0.064	0.08	0.041	0.05	0.03
Hotspot	LTE Band66	132072	1720	1RB-Mid	Bottom	10mm	\	21.06	22	0.185	0.23	0.116	0.14	-0.08
Hotspot	LTE Band66	132072	1720	50RB-Low	Front	10mm	\	20.09	21	0.153	0.19	0.101	0.12	-0.15
Hotspot	LTE Band66	132072	1720	50RB-Low	Rear	10mm	\	20.09	21	0.27	0.33	0.172	0.21	0.17
Hotspot	LTE Band66	132072	1720	50RB-Low	Left	10mm	\	20.09	21	0.136	0.17	0.084	0.10	0.15
Hotspot	LTE Band66	132072	1720	50RB-Low	Right	10mm	\	20.09	21	0.053	0.07	0.033	0.04	-0.07
Hotspot	LTE Band66	132072	1720	50RB-Low	Bottom	10mm	\	20.09	21	0.15	0.18	0.094	0.12	0.08
Body	LTE Band66	132072	1720	1RB-Mid	Front	15mm	\	24.47	25	0.214	0.24	0.139	0.16	0.15
Body	LTE Band66	132072	1720	1RB-Mid	Rear	15mm	Fig.A35	24.47	25	0.346	0.39	0.224	0.25	0.04
Body	LTE Band66	132072	1720	50RB-Mid	Front	15mm	\	23.56	24	0.175	0.19	0.114	0.13	0.02
Body	LTE Band66	132072	1720	50RB-Mid	Rear	15mm	\	23.56	24	0.286	0.32	0.186	0.21	0.03
Hotspot	LTE Band71	133322	683	1RB-Mid	Front	10mm	\	24.01	25	0.19	0.24	0.142	0.18	-0.13
Hotspot	LTE Band71	133322	683	1RB-Mid	Rear	10mm	\	24.01	25	0.26	0.33	0.196	0.25	-0.19
Hotspot	LTE Band71	133322	683	1RB-Mid	Left	10mm	\	24.01	25	0.206	0.26	0.14	0.18	-0.16
Hotspot	LTE Band71	133322	683	1RB-Mid	Right	10mm	Fig.A36	24.01	25	0.307	0.39	0.214	0.27	-0.13
Hotspot	LTE Band71	133322	683	1RB-Mid	Bottom	10mm	\	24.01	25	0.1	0.13	0.065	0.07	-0.02
Hotspot	LTE Band71	133322	683	50RB-Low	Front	10mm	\	23.01	24	0.145	0.18	0.108	0.14	-0.09
Hotspot	LTE Band71	133322	683	50RB-Low	Rear	10mm	\	23.01	24	0.199	0.25	0.15	0.19	-0.04
Hotspot	LTE Band71	133322	683	50RB-Low	Left	10mm	\	23.01	24	0.157	0.20	0.108	0.14	-0.12
Hotspot	LTE Band71	133322	683	50RB-Low	Right	10mm	\	23.01	24	0.237	0.30	0.165	0.21	0.18
Hotspot	LTE Band71	133322	683	50RB-Low	Bottom	10mm	\	23.01	24	0.07	0.09	0.04	0.05	0.00

ENDC-LTE

ANT	RF Exposure Conditions	Frequency Band	Channel Number	Frequency (MHz)	Mode/RB	Test Position	Distance	Figure No./Note	EUT Measured Power (dBm)	Tune up (dBm)	Measured SAR 1g (W/kg)	Reported SAR 1g (W/kg)	Measured SAR 10g (W/kg)	Reported SAR 10g (W/kg)	Power Drift
2	Head	LTE Band2	18900	1880	1RB-Mid	Cheek Left	0mm	\	23.43	24	0.116	0.13	0.091	0.10	-0.18
2	Head	LTE Band2	18900	1880	1RB-Mid	Tilt Left	0mm	\	23.43	24	0.085	0.10	0.066	0.08	-0.07
2	Head	LTE Band2	18900	1880	1RB-Mid	Cheek Right	0mm	Fig.A37	23.43	24	0.231	0.26	0.17	0.19	0.00
2	Head	LTE Band2	18900	1880	1RB-Mid	Tilt Right	0mm	\	23.43	24	0.175	0.20	0.125	0.14	-0.13
2	Head	LTE Band2	18900	1880	50RB-Mid	Cheek Left	0mm	\	22.41	23	0.093	0.11	0.072	0.08	0.03
2	Head	LTE Band2	18900	1880	50RB-Mid	Tilt Left	0mm	\	22.41	23	0.063	0.07	0.051	0.06	0.09
2	Head	LTE Band2	18900	1880	50RB-Mid	Cheek Right	0mm	\	22.41	23	0.17	0.19	0.127	0.15	-0.04
2	Head	LTE Band2	18900	1880	50RB-Mid	Tilt Right	0mm	\	22.41	23	0.135	0.15	0.096	0.11	0.14
2	Head	LTE Band66	132572	1770	1RB-Mid	Cheek Left	0mm	\	23.42	24	0.03	0.03	0.017	0.02	0.08
2	Head	LTE Band66	132572	1770	1RB-Mid	Tilt Left	0mm	\	23.42	24	0.023	0.03	0.016	0.02	-0.14
2	Head	LTE Band66	132572	1770	1RB-Mid	Cheek Right	0mm	Fig.A38	23.42	24	0.047	0.05	0.026	0.03	0.09
2	Head	LTE Band66	132572	1770	1RB-Mid	Tilt Right	0mm	\	23.42	24	0.03	0.03	0.022	0.03	0.19
2	Head	LTE Band66	132572	1770	50RB-Mid	Cheek Left	0mm	\	22.39	23	0.028	0.03	0.017	0.02	0.09
2	Head	LTE Band66	132572	1770	50RB-Mid	Tilt Left	0mm	\	22.39	23	0.02	0.02	0.013	0.01	0.13
2	Head	LTE Band66	132572	1770	50RB-Mid	Cheek Right	0mm	\	22.39	23	0.044	0.05	0.024	0.03	0.15
2	Head	LTE Band66	132572	1770	50RB-Mid	Tilt Right	0mm	\	22.39	23	0.027	0.03	0.013	0.01	0.04
1	Head	LTE Band2	18900	1880	1RB-Mid	Cheek Left	0mm	Fig.A39	24.44	25	0.324	0.37	0.206	0.23	0.14
1	Head	LTE Band2	18900	1880	1RB-Mid	Tilt Left	0mm	\	24.44	25	0.153	0.17	0.095	0.11	0.09
1	Head	LTE Band2	18900	1880	1RB-Mid	Cheek Right	0mm	\	24.44	25	0.217	0.25	0.136	0.15	0.16
1	Head	LTE Band2	18900	1880	1RB-Mid	Tilt Right	0mm	\	24.44	25	0.141	0.16	0.085	0.10	-0.11
1	Head	LTE Band2	18900	1880	50RB-Mid	Cheek Left	0mm	\	23.43	24	0.292	0.33	0.182	0.21	0.07
1	Head	LTE Band2	18900	1880	50RB-Mid	Tilt Left	0mm	\	23.43	24	0.135	0.15	0.083	0.09	0.06
1	Head	LTE Band2	18900	1880	50RB-Mid	Cheek Right	0mm	\	23.43	24	0.165	0.19	0.104	0.12	0.16
1	Head	LTE Band2	18900	1880	50RB-Mid	Tilt Right	0mm	\	23.43	24	0.111	0.13	0.067	0.08	0.19
2	Hotspot	LTE Band2	18900	1880	1RB-Mid	Front	10mm	\	21.60	22	0.037	0.04	0.021	0.02	0.00
2	Hotspot	LTE Band2	18900	1880	1RB-Mid	Rear	10mm	Fig.A40	21.60	22	0.336	0.37	0.174	0.19	0.01
2	Hotspot	LTE Band2	18900	1880	1RB-Mid	Left	10mm	\	21.60	22	0.102	0.11	0.052	0.06	-0.03
2	Hotspot	LTE Band2	18900	1880	1RB-Mid	Top	10mm	\	21.60	22	0.033	0.04	0.019	0.02	-0.06
2	Hotspot	LTE Band2	18900	1880	50RB-Mid	Front	10mm	\	21.58	21	0.029	0.03	0.016	0.01	-0.12
2	Hotspot	LTE Band2	18900	1880	50RB-Mid	Rear	10mm	\	21.58	21	0.286	0.25	0.147	0.13	-0.15
2	Hotspot	LTE Band2	18900	1880	50RB-Mid	Left	10mm	\	21.58	21	0.074	0.06	0.038	0.03	0.00
2	Hotspot	LTE Band2	18900	1880	50RB-Mid	Top	10mm	\	21.58	21	0.022	0.02	0.012	0.01	-0.05
2	Body	LTE Band2	18900	1880	1RB-Mid	Front	15mm	\	23.43	24	<0.01	<0.01	<0.01	<0.01	\
2	Body	LTE Band2	18900	1880	1RB-Mid	Rear	15mm	Fig.A41	23.43	24	0.356	0.41	0.191	0.22	0.06
2	Body	LTE Band2	18900	1880	50RB-Mid	Front	15mm	\	22.41	23	<0.01	<0.01	<0.01	<0.01	\
2	Body	LTE Band2	18900	1880	50RB-Mid	Rear	15mm	\	22.41	23	0.256	0.29	0.137	0.16	0.07
2	Hotspot	LTE Band66	132572	1770	1RB-Mid	Front	10mm	\	23.42	24	0.043	0.05	0.021	0.02	-0.09
2	Hotspot	LTE Band66	132572	1770	1RB-Mid	Rear	10mm	Fig.A42	23.42	24	0.151	0.17	0.075	0.09	-0.11
2	Hotspot	LTE Band66	132572	1770	1RB-Mid	Left	10mm	\	23.42	24	0.057	0.07	0.023	0.03	-0.16
2	Hotspot	LTE Band66	132572	1770	1RB-Mid	Top	10mm	\	23.42	24	0.035	0.04	0.014	0.02	0.08
2	Hotspot	LTE Band66	132572	1770	50RB-Mid	Front	10mm	\	22.39	23	0.035	0.04	0.015	0.02	-0.19
2	Hotspot	LTE Band66	132572	1770	50RB-Mid	Rear	10mm	\	22.39	23	0.123	0.14	0.062	0.07	-0.07
2	Hotspot	LTE Band66	132572	1770	50RB-Mid	Left	10mm	\	22.39	23	0.039	0.04	0.018	0.02	-0.16
2	Hotspot	LTE Band66	132572	1770	50RB-Mid	Top	10mm	\	22.39	23	0.028	0.03	0.014	0.02	0.00
1	Hotspot	LTE Band2	18900	1880	1RB-Mid	Front	10mm	\	18.37	19	0.171	0.20	0.107	0.12	0.02
1	Hotspot	LTE Band2	18900	1880	1RB-Mid	Rear	10mm	Fig.A43	18.37	19	0.254	0.29	0.156	0.18	-0.14
1	Hotspot	LTE Band2	18900	1880	1RB-Mid	Left	10mm	\	18.37	19	0.123	0.14	0.072	0.08	0.07
1	Hotspot	LTE Band2	18900	1880	1RB-Mid	Right	10mm	\	18.37	19	0.042	0.05	0.027	0.03	0.03
1	Hotspot	LTE Band2	18900	1880	1RB-Mid	Bottom	10mm	\	18.37	19	0.23	0.27	0.137	0.16	0.12
1	Hotspot	LTE Band2	18900	1880	50RB-Mid	Front	10mm	\	17.36	18	0.143	0.17	0.088	0.10	0.17
1	Hotspot	LTE Band2	18900	1880	50RB-Mid	Rear	10mm	\	17.36	18	0.201	0.23	0.124	0.14	-0.04
1	Hotspot	LTE Band2	18900	1880	50RB-Mid	Left	10mm	\	17.36	18	0.094	0.11	0.055	0.06	-0.05
1	Hotspot	LTE Band2	18900	1880	50RB-Mid	Right	10mm	\	17.36	18	0.027	0.03	0.013	0.02	-0.02
1	Hotspot	LTE Band2	18900	1880	50RB-Mid	Bottom	10mm	\	17.36	18	0.179	0.21	0.108	0.13	-0.17
1	Body	LTE Band2	18900	1880	1RB-Mid	Front	15mm	\	21.24	22	0.235	0.28	0.14	0.17	-0.04
1	Body	LTE Band2	18900	1880	1RB-Mid	Rear	15mm	Fig.A44	21.24	22	0.314	0.37	0.189	0.23	-0.06
1	Body	LTE Band2	18900	1880	50RB-Mid	Front	15mm	\	20.12	21	0.189	0.23	0.113	0.14	0.01
1	Body	LTE Band2	18900	1880	50RB-Mid	Rear	15mm	\	20.12	21	0.244	0.30	0.147	0.18	0.18

14.2 SAR results for 5G NR

RF Exposure Conditions	Frequency Band	Channel Number	Frequency (MHz)	Mode	RB setup	Test Position	Distance	Figure No/Note	EUT Measured Power (dBm)	Tune up (dBm)	Measured SAR 1g (W/kg)	Reported SAR 1g (W/kg)	Measured SAR 10g (W/kg)	Reported SAR 10g (W/kg)	Power Drift
SA												0.00			
Head	N25	382500	1912.5	15k 5M DFT QPSK	12RB 6	Cheek Left	0mm	Fig.A45	24.17	25	0.322	0.39	0.204	0.25	0.05
Head	N25	382500	1912.5	15k 5M DFT QPSK	12RB 6	Tilt Left	0mm	\	24.17	25	0.131	0.16	0.085	0.10	0.11
Head	N25	382500	1912.5	15k 5M DFT QPSK	12RB 6	Cheek Right	0mm	\	24.17	25	0.201	0.24	0.133	0.16	-0.16
Head	N25	382500	1912.5	15k 5M DFT QPSK	12RB 6	Tilt Right	0mm	\	24.17	25	0.156	0.19	0.095	0.12	0.12
Body	N25	376500	1882.5	15k 5M DFT QPSK	12RB 6	Front	10mm	\	21.46	22	0.461	0.52	0.278	0.31	-0.14
Body	N25	376500	1882.5	15k 5M DFT QPSK	12RB 6	Rear	10mm	Fig.A46	21.46	22	0.646	0.73	0.384	0.43	0.14
Body	N25	376500	1882.5	15k 5M DFT QPSK	12RB 6	Left	10mm	\	21.46	22	0.29	0.32	0.175	0.20	-0.19
Body	N25	376500	1882.5	15k 5M DFT QPSK	12RB 6	Bottom	10mm	\	21.46	22	0.456	0.52	0.279	0.32	-0.19
Body	N25	382500	1912.5	15k 5M DFT QPSK	12RB 6	Front	15mm	\	24.17	25	0.646	0.78	0.4	0.48	-0.18
Body	N25	382500	1912.5	15k 5M DFT QPSK	12RB 6	Rear	15mm	Fig.A47	24.17	25	0.961	1.16	0.576	0.70	0.08
Body	N25	376500	1882.5	15k 5M DFT QPSK	12RB 6	Rear	15mm	\	24.08	25	0.932	1.15	0.521	0.64	0.06
Body	N25	370500	1852.5	15k 5M DFT QPSK	12RB 6	Rear	15mm	\	24.08	25	0.929	1.15	0.517	0.64	0.11
Head	N66	349000	1745	15k 5M DFT QPSK	12RB 6	Cheek Left	0mm	Fig.A48	23.92	25	0.212	0.27	0.141	0.18	0.02
Head	N66	349000	1745	15k 5M DFT QPSK	12RB 6	Tilt Left	0mm	\	23.92	25	0.105	0.13	0.011	0.01	-0.05
Head	N66	349000	1745	15k 5M DFT QPSK	12RB 6	Cheek Right	0mm	\	23.92	25	0.114	0.15	0.079	0.10	0.02
Head	N66	349000	1745	15k 5M DFT QPSK	12RB 6	Tilt Right	0mm	\	23.92	25	0.09	0.12	0.059	0.08	0.05
Body	N66	349000	1745	15k 5M DFT QPSK	12RB 6	Front	10mm	\	22.77	23	0.437	0.46	0.268	0.28	-0.13
Body	N66	349000	1745	15k 5M DFT QPSK	12RB 6	Rear	10mm	Fig.A49	22.77	23	0.688	0.73	0.403	0.42	0.18
Body	N66	349000	1745	15k 5M DFT QPSK	12RB 6	Left	10mm	\	22.77	23	0.311	0.33	0.188	0.20	0.11
Body	N66	349000	1745	15k 5M DFT QPSK	12RB 6	Bottom	10mm	\	22.77	23	0.38	0.40	0.23	0.24	0.01
Body	N66	349000	1745	15k 5M DFT QPSK	12RB 6	Front	15mm	\	23.92	25	0.254	0.33	0.161	0.21	-0.02
Body	N66	349000	1745	15k 5M DFT QPSK	12RB 6	Rear	15mm	Fig.A50	23.92	25	0.389	0.50	0.238	0.31	-0.10
Head	N71	136100	680.5	15k 5M DFT QPSK	12RB 6	Cheek Left	0mm	\	23.94	25	<0.01	<0.01	<0.01	<0.01	\
Head	N71	136100	680.5	15k 5M DFT QPSK	12RB 6	Tilt Left	0mm	\	23.94	25	<0.01	<0.01	<0.01	<0.01	\
Head	N71	136100	680.5	15k 5M DFT QPSK	12RB 6	Cheek Right	0mm	\	23.94	25	<0.01	<0.01	<0.01	<0.01	\
Head	N71	136100	680.5	15k 5M DFT QPSK	12RB 6	Tilt Right	0mm	\	23.94	25	<0.01	<0.01	<0.01	<0.01	\
Body	N71	136100	680.5	15k 5M DFT QPSK	12RB 6	Front	10mm	\	23.94	25	0.067	0.09	0.041	0.05	0.07
Body	N71	136100	680.5	15k 5M DFT QPSK	12RB 6	Rear	10mm	Fig.A51	23.94	25	0.156	0.20	0.093	0.12	-0.09
Body	N71	136100	680.5	15k 5M DFT QPSK	12RB 6	Left	10mm	\	23.94	25	0.07	0.09	0.049	0.06	-0.17
Body	N71	136100	680.5	15k 5M DFT QPSK	12RB 6	Right	10mm	\	23.94	25	0.139	0.18	0.097	0.12	-0.09
Body	N71	136100	680.5	15k 5M DFT QPSK	12RB 6	Bottom	10mm	\	23.94	25	0.093	0.12	0.052	0.07	-0.18
Head	N41	518598	2592.99	30k 20M DFT QPSK	25RB 12	Cheek Left	0mm	\	14.99	16	0.28	0.35	0.128	0.16	-0.14
Head	N41	518598	2592.99	30k 20M DFT QPSK	25RB 12	Tilt Left	0mm	\	14.99	16	0.323	0.41	0.145	0.18	-0.18
Head	N41	518598	2592.99	30k 20M DFT QPSK	25RB 12	Cheek Right	0mm	\	14.99	16	0.535	0.68	0.219	0.28	-0.18
Head	N41	535998	2679.99	30k 20M DFT QPSK	25RB 12	Tilt Right	0mm	Fig.A52	14.93	16	0.819	1.05	0.312	0.40	0.04
Head	N41	527298	2636.49	30k 20M DFT QPSK	25RB 12	Tilt Right	0mm	\	14.97	16	0.732	0.93	0.281	0.36	0.19
Head	N41	518598	2592.99	30k 20M DFT QPSK	25RB 12	Tilt Right	0mm	\	14.99	16	0.717	0.90	0.274	0.35	-0.11
Head	N41	509902	2549.51	30k 20M DFT QPSK	25RB 12	Tilt Right	0mm	\	14.96	16	0.755	0.96	0.291	0.37	-0.19
Head	N41	501204	2506.02	30k 20M DFT QPSK	25RB 12	Tilt Right	0mm	\	14.95	16	0.788	1.00	0.304	0.39	-0.13
Head	N41	535998	2679.99	30k 20M DFT QPSK	25RB 12	Tilt Right	0mm	S	14.93	16	0.746	0.95	0.289	0.37	0.18
Body	N41	518598	2592.99	30k 20M DFT QPSK	25RB 12	Front	10mm	\	18.45	19.5	0.305	0.39	0.139	0.17	0.01
Body	N41	518598	2592.99	30k 20M DFT QPSK	25RB 12	Rear	10mm	\	18.45	19.5	0.629	0.80	0.271	0.35	0.15
Body	N41	518598	2592.99	30k 20M DFT QPSK	25RB 12	Left	10mm	\	18.45	19.5	0.151	0.19	0.075	0.10	0.17
Body	N41	518598	2592.99	30k 20M DFT QPSK	25RB 12	Right	10mm	\	18.45	19.5	0.03	0.04	0.016	0.02	0.01
Body	N41	535998	2679.99	30k 20M DFT QPSK	25RB 12	Top	10mm	Fig.A53	18.37	19.5	0.812	1.05	0.347	0.45	0.02
Body	N41	527298	2636.49	30k 20M DFT QPSK	25RB 12	Top	10mm	\	18.32	19.5	0.77	1.01	0.329	0.43	0.05
Body	N41	518598	2592.99	30k 20M DFT QPSK	25RB 12	Top	10mm	\	18.45	19.5	0.672	0.86	0.288	0.37	0.11
Body	N41	509902	2549.51	30k 20M DFT QPSK	25RB 12	Top	10mm	\	18.33	19.5	0.637	0.83	0.278	0.36	-0.05
Body	N41	501204	2506.02	30k 20M DFT QPSK	25RB 12	Top	10mm	\	18.34	19.5	0.588	0.77	0.26	0.34	0.04
Body	N41	518598	2592.99	30k 20M DFT QPSK	25RB 12	Front	15mm	\	22.27	23	0.418	0.49	0.212	0.25	0.04
Body	N41	535998	2679.99	30k 20M DFT QPSK	25RB 12	Rear	15mm	Fig.A54	22.06	23	0.941	1.17	0.447	0.56	0.02
Body	N41	527298	2636.49	30k 20M DFT QPSK	25RB 12	Rear	15mm	\	22.09	23	0.922	1.14	0.437	0.54	0.13
Body	N41	518598	2592.99	30k 20M DFT QPSK	25RB 12	Rear	15mm	\	22.27	23	0.821	0.97	0.394	0.47	0.00
Body	N41	509902	2549.51	30k 20M DFT QPSK	25RB 12	Rear	15mm	\	22.19	23	0.831	1.00	0.4	0.48	-0.04
Body	N41	501204	2506.02	30k 20M DFT QPSK	25RB 12	Rear	15mm	\	22.23	23	0.817	0.98	0.401	0.48	-0.15
Body	N41	535998	2679.99	30k 20M DFT QPSK	25RB 12	Rear	15mm	H	22.06	23	0.851	1.06	0.411	0.51	-0.09
Body	N41	535998	2679.99	30k 20M DFT QPSK	25RB 12	Rear	15mm	S	22.06	23	0.863	1.07	0.429	0.53	0.15
L															
Head	N77	633334	3500.01	30k 100M DFT QPSK	135RB 67	Cheek Left	0mm	\	15.6	16	0.81	0.89	0.318	0.35	-0.19
Head	N77	633332	3499.98	30k 100M DFT QPSK	135RB 67	Tilt Left	0mm	Fig.A55	15.54	16	0.906	1.01	0.34	0.38	0.06
Head	N77	633334	3500.01	30k 100M DFT QPSK	135RB 67	Tilt Left	0mm	\	15.6	16	0.9	0.99	0.336	0.37	-0.04
Head	N77	633334	3500.01	30k 100M DFT QPSK	135RB 67	Cheek Right	0mm	\	15.6	16	0.344	0.38	0.144	0.16	0.19
Head	N77	633334	3500.01	30k 100M DFT QPSK	135RB 67	Tilt Right	0mm	\	15.6	16	0.441	0.48	0.182	0.20	-0.01
L															
Body	N77	633334	3500.01	30k 100M DFT QPSK	135RB 67	Front	10mm	\	20.17	20.5	0.513	0.55	0.218	0.24	0.04
Body	N77	633334	3500.01	30k 100M DFT QPSK	135RB 67	Rear	10mm	\	20.17	20.5	0.675	0.73	0.297	0.32	-0.02
Body	N77	633334	3500.01	30k 100M DFT QPSK	135RB 67	Left	10mm	\	20.17	20.5	0.02	0.02	0.009	0.01	0.00
Body	N77	633334	3500.01	30k 100M DFT QPSK	135RB 67	Right	10mm	\	20.17	20.5	0.244	0.26	0.119	0.13	-0.01
Body	N77	633332	3499.98	30k 100M DFT QPSK	135RB 67	Top	10mm	Fig.A56	20.06	20.5	0.831	0.92	0.357	0.40	-0.20
Body	N77	633334	3500.01	30k 100M DFT QPSK	135RB 67	Top	10mm	\	20.17	20.5	0.809	0.87	0.357	0.39	0.04
L															
Body	N77	633334	3500.01	30k 100M DFT QPSK	135RB 67	Front	15mm	\	22.52	23	0.582	0.65	0.317	0.35	0.14
Body	N77	633332	3499.98	30k 100M DFT QPSK	135RB 67	Rear	15mm	\	22.47	23	0.714	0.81	0.347	0.39	



RF Exposure Conditions	Frequency Band	Channel Number	Frequency (MHz)	Mode	RB setup	Test Position	Distance	Figure No./Note	EUT Measured Power (dBm)	Tune up (dBm)	Measured SAR 1g (W/kg)	Reported SAR 1g (W/kg)	Measured SAR 10g (W/kg)	Reported SAR 10g (W/kg)	Power Drift
NSA															
Body	N25	376500	1882.5	15k 5M DFT QPSK	12RB_6	Front	10mm	\	19.39	20	0.304	0.35	0.182	0.21	0.06
Body	N25	376500	1882.5	15k 5M DFT QPSK	12RB_6	Rear	10mm	Fig.A.61	19.39	20	0.426	0.49	0.252	0.29	0.16
Body	N25	376500	1882.5	15k 5M DFT QPSK	12RB_6	Left	10mm	\	19.39	20	0.192	0.22	0.115	0.13	0.11
Body	N25	376500	1882.5	15k 5M DFT QPSK	12RB_6	Bottom	10mm	\	19.39	20	0.301	0.35	0.183	0.21	0.15
Body	N25	382500	1912.5	15k 5M DFT QPSK	12RB_6	Front	15mm	\	22.37	23	0.42	0.49	0.251	0.29	-0.10
Body	N25	382500	1912.5	15k 5M DFT QPSK	12RB_6	Rear	15mm	Fig.A.62	22.37	23	0.595	0.69	0.35	0.40	0.18
Body	N66	349000	1745	15k 5M DFT QPSK	12RB_6	Front	10mm	\	20.81	21	0.231	0.24	0.143	0.15	0.15
Body	N66	349000	1745	15k 5M DFT QPSK	12RB_6	Rear	10mm	Fig.A.63	20.81	21	0.363	0.38	0.216	0.23	0.05
Body	N66	349000	1745	15k 5M DFT QPSK	12RB_6	Left	10mm	\	20.81	21	0.164	0.17	0.101	0.11	-0.09
Body	N66	349000	1745	15k 5M DFT QPSK	12RB_6	Bottom	10mm	\	20.81	21	0.2	0.21	0.123	0.13	-0.16
Body	N66	349000	1745	15k 5M DFT QPSK	12RB_6	Front	15mm	\	23.74	24	0.198	0.21	0.128	0.14	0.05
Body	N66	349000	1745	15k 5M DFT QPSK	12RB_6	Rear	15mm	Fig.A.64	23.74	24	0.372	0.39	0.232	0.25	-0.03
Head	N41	518598	2592.99	30k 20M DFT QPSK	25RB_12	Cheek Left	0mm	\	12.97	14	0.236	0.30	0.128	0.16	0.18
Head	N41	518598	2592.99	30k 20M DFT QPSK	25RB_12	Tilt Left	0mm	\	12.97	14	0.264	0.33	0.14	0.18	0.03
Head	N41	518598	2592.99	30k 20M DFT QPSK	25RB_12	Cheek Right	0mm	\	12.97	14	0.32	0.41	0.146	0.19	0.10
Head	N41	535998	2679.99	30k 20M DFT QPSK	25RB_12	Tilt Right	0mm	Fig.A.65	12.95	14	0.459	0.58	0.177	0.23	0.02
Head	N41	527298	2636.49	30k 20M DFT QPSK	25RB_12	Tilt Right	0mm	\	12.91	14	0.41	0.53	0.159	0.20	0.06
Head	N41	518598	2592.99	30k 20M DFT QPSK	25RB_12	Tilt Right	0mm	\	12.97	14	0.402	0.51	0.156	0.20	0.13
Head	N41	509902	2549.51	30k 20M DFT QPSK	25RB_12	Tilt Right	0mm	\	12.82	14	0.423	0.56	0.165	0.22	-0.16
Head	N41	501204	2506.02	30k 20M DFT QPSK	25RB_12	Tilt Right	0mm	\	12.82	14	0.442	0.58	0.173	0.23	-0.18
Body	N41	518598	2592.99	30k 20M DFT QPSK	25RB_12	Front	10mm	\	15.96	17	0.169	0.21	0.076	0.10	0.03
Body	N41	518598	2592.99	30k 20M DFT QPSK	25RB_12	Rear	10mm	\	15.96	17	0.349	0.44	0.149	0.19	0.02
Body	N41	518598	2592.99	30k 20M DFT QPSK	25RB_12	Left	10mm	\	15.96	17	0.084	0.11	0.041	0.05	0.10
Body	N41	518598	2592.99	30k 20M DFT QPSK	25RB_12	Right	10mm	\	15.96	17	0.017	0.02	0.009	0.01	0.14
Body	N41	535998	2679.99	30k 20M DFT QPSK	25RB_12	Top	10mm	Fig.A.66	15.93	17	0.45	0.58	0.191	0.24	0.06
Body	N41	527298	2636.49	30k 20M DFT QPSK	25RB_12	Top	10mm	\	15.89	17	0.427	0.55	0.181	0.23	-0.10
Body	N41	518598	2592.99	30k 20M DFT QPSK	25RB_12	Top	10mm	\	15.96	17	0.372	0.47	0.159	0.20	-0.14
Body	N41	509902	2549.51	30k 20M DFT QPSK	25RB_12	Top	10mm	\	15.89	17	0.353	0.46	0.153	0.20	0.12
Body	N41	501204	2506.02	30k 20M DFT QPSK	25RB_12	Top	10mm	\	15.91	17	0.326	0.42	0.143	0.18	-0.16
Body	N41	518598	2592.99	30k 20M DFT QPSK	25RB_12	Front	15mm	\	20.45	21.5	0.208	0.26	0.108	0.14	-0.04
Body	N41	535998	2679.99	30k 20M DFT QPSK	25RB_12	Rear	15mm	Fig.A.67	20.41	21.5	0.533	0.69	0.26	0.33	0.06
Body	N41	527298	2636.49	30k 20M DFT QPSK	25RB_12	Rear	15mm	\	20.34	21.5	0.522	0.68	0.254	0.33	-0.12
Body	N41	518598	2592.99	30k 20M DFT QPSK	25RB_12	Rear	15mm	\	20.45	21.5	0.465	0.59	0.229	0.29	-0.01
Body	N41	509902	2549.51	30k 20M DFT QPSK	25RB_12	Rear	15mm	\	20.37	21.5	0.471	0.61	0.232	0.30	0.05
Body	N41	501204	2506.02	30k 20M DFT QPSK	25RB_12	Rear	15mm	\	20.4	21.5	0.463	0.60	0.233	0.30	0.06

14.3 SAR Evaluation for 2.4GWIFI/BT

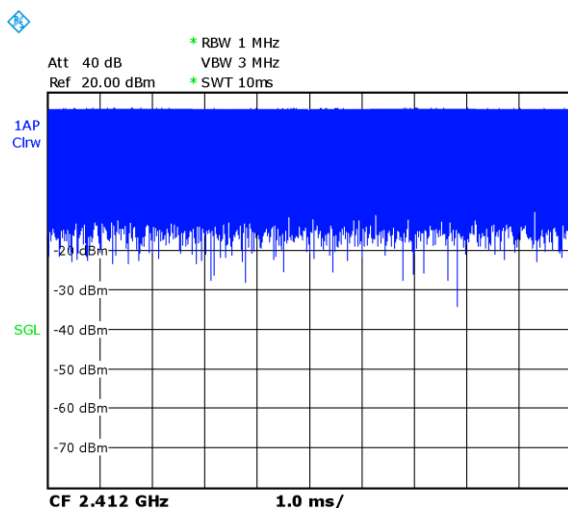
The maximum output power specified for production units are determined for all applicable 802.11 transmission modes in each standalone and aggregated frequency band. Maximum output power is measured for the highest maximum output power configuration(s) in each frequency band according to the default power measurement procedures.

When the same transmission mode configurations have the same maximum output power on the same channel for the 802.11 a/g/n/ac/ax modes, the channel in the lower order/sequence 802.11 mode (i.e. a, g, n ac then ax) is selected.

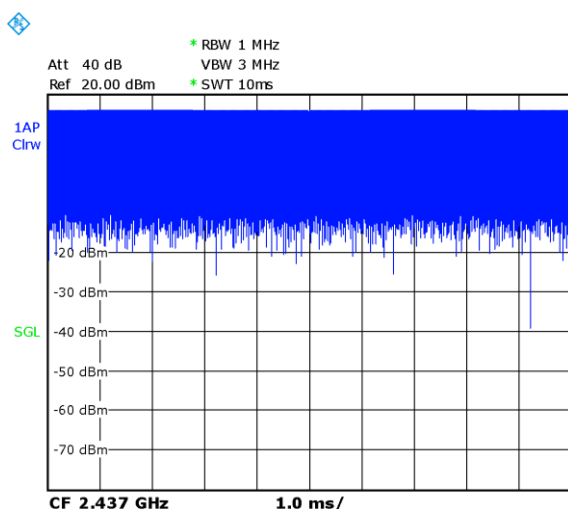
SAR Test reduction was applied from KDB 248227 guidance, when the same maximum power is specified for multiple transmission modes in a frequency band, the largest channel bandwidth, lowest order modulation, lowest data rate and lowest order 802.11a/g/n/ac mode is used for SAR measurement, on the highest measured output power channel in the initial test configuration, for each frequency band. Additional output power measurements were not deemed necessary.

Duty factor plot

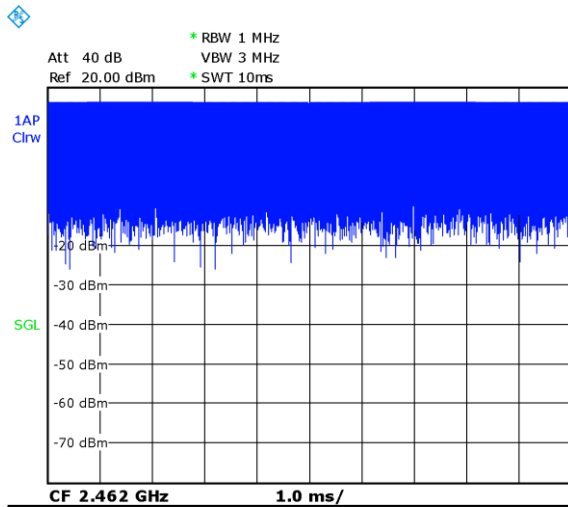
CH1



CH6



CH11



WLAN 2.4G

Test Position	Frequency Band	Channel Number	Frequency (MHz)	Mode/RB	Test Position	Distance	Figure No./Note	EUT Measured Power (dBm)	Tune up (dBm)	Duty Cycle	Measured SAR 1g (W/kg)	Reported SAR 1g (W/kg)	Measured SAR 10g (W/kg)	Reported SAR 10g (W/kg)	Power Drift
Head	WLAN 2.4G	11	2462	11b 1M 18dB	Cheek Left	0mm	Fig.A.68	19.14	19.5	100%	0.323	0.35	0.164	0.18	-0.08
Head	WLAN 2.4G	11	2462	11b 1M 18dB	Tilt Left	0mm	\	19.14	19.5	100%	0.301	0.33	0.123	0.13	-0.04
Head	WLAN 2.4G	11	2462	11b 1M 18dB	Cheek Right	0mm	\	19.14	19.5	100%	0.111	0.12	0.064	0.07	-0.13
Head	WLAN 2.4G	11	2462	11b 1M 18dB	Tilt Right	0mm	\	19.14	19.5	100%	0.112	0.12	0.055	0.06	0.07
Body	WLAN 2.4G	11	2462	11b 1M 17dB	Front	10mm	\	18.24	18.5	100%	0.074	0.08	0.040	0.04	0.14
Body	WLAN 2.4G	11	2462	11b 1M 17dB	Rear	10mm	\	18.24	18.5	100%	0.076	0.08	0.038	0.04	-0.13
Body	WLAN 2.4G	11	2462	11b 1M 17dB	Right	10mm	\	18.24	18.5	100%	<0.01	<0.01	<0.01	<0.01	\
Body	WLAN 2.4G	11	2462	11b 1M 17dB	Top	10mm	Fig.A.69	18.24	18.5	100%	0.098	0.10	0.042	0.04	0.05

BT

RF Exposure Conditions	Frequency Band	Channel Number	Frequency (MHz)	Mode/RB	Test Position	Distance	Figure No./Note	EUT Measured Power (dBm)	Tune up (dBm)	Measured SAR 1g (W/kg)	Reported SAR 1g (W/kg)	Measured SAR 10g (W/kg)	Reported SAR 10g (W/kg)	Power Drift
Head	BT	0	2402	GFSK	Cheek Left	0mm	Fig.A.74	9.40	10	0.028	0.03	0.015	0.02	-0.02
Head	BT	0	2402	GFSK	Tilt Left	0mm	\	9.40	10	0.0248	0.03	0.0118	0.01	0.04
Head	BT	0	2402	GFSK	Cheek Right	0mm	\	9.40	10	<0.01	<0.01	<0.01	<0.01	\
Head	BT	0	2402	GFSK	Tilt Right	0mm	\	9.40	10	<0.01	<0.01	<0.01	<0.01	\
Body	BT	0	2402	GFSK	Front	10mm	\	9.40	10	<0.01	<0.01	<0.01	<0.01	\
Body	BT	0	2402	GFSK	Rear	10mm	\	9.40	10	<0.01	<0.01	<0.01	<0.01	\
Body	BT	0	2402	GFSK	Right	10mm	\	9.40	10	<0.01	<0.01	<0.01	<0.01	\
Body	BT	0	2402	GFSK	Top	10mm	\	9.40	10	<0.01	<0.01	<0.01	<0.01	\
Body	BT	0	2402	GFSK	Front	15mm	\	9.40	10	<0.01	<0.01	<0.01	<0.01	\
Body	BT	0	2402	GFSK	Rear	15mm	\	9.40	10	<0.01	<0.01	<0.01	<0.01	\

14.4 SAR Evaluation For WIFI 5G

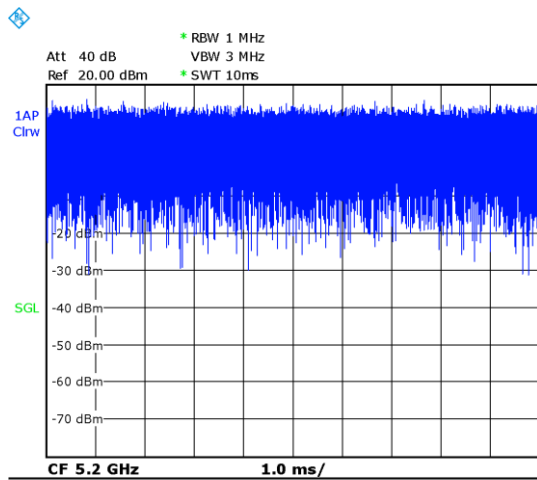
The maximum output power specified for production units are determined for all applicable 802.11 transmission modes in each standalone and aggregated frequency band. Maximum output power is measured for the highest maximum output power configuration(s) in each frequency band according to the default power measurement procedures.

When the same transmission mode configurations have the same maximum output power on the same channel for the 802.11 a/g/n/ac/ax modes, the channel in the lower order/sequence 802.11 mode (i.e. a, g, n ac then ax) is selected.

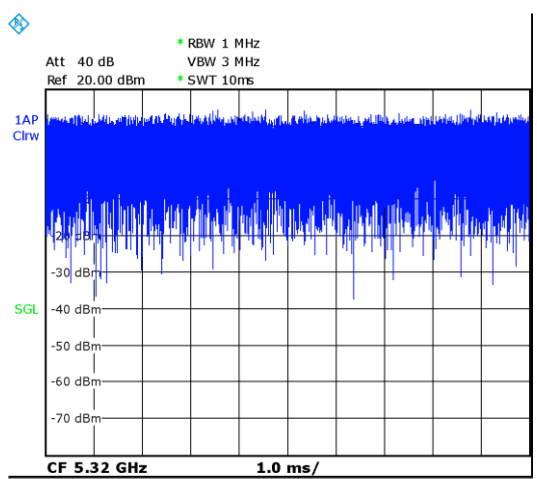
SAR Test reduction was applied from KDB 248227 guidance, when the same maximum power is specified for multiple transmission modes in a frequency band, the largest channel bandwidth, lowest order modulation, lowest data rate and lowest order 802.11a/g/n/ac mode is used for SAR measurement, on the highest measured output power channel in the initial test configuration, for each frequency band. Additional output power measurements were not deemed necessary.

Duty factor plot

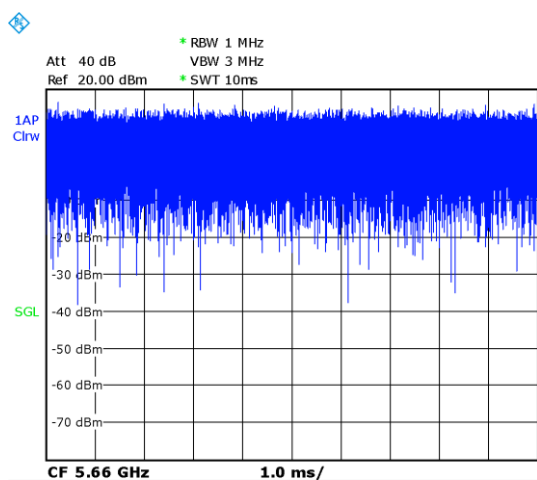
CH40



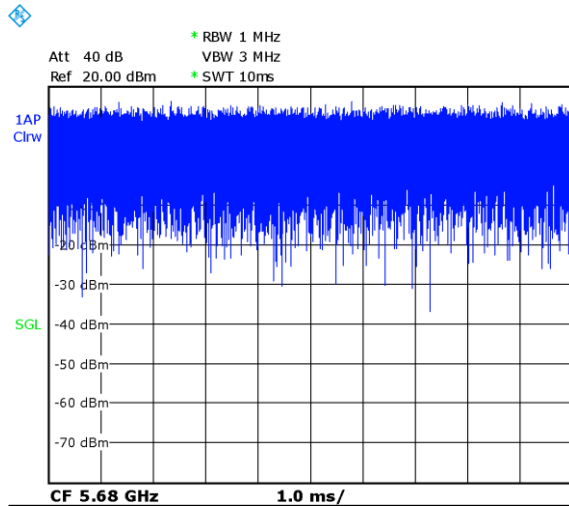
CH64



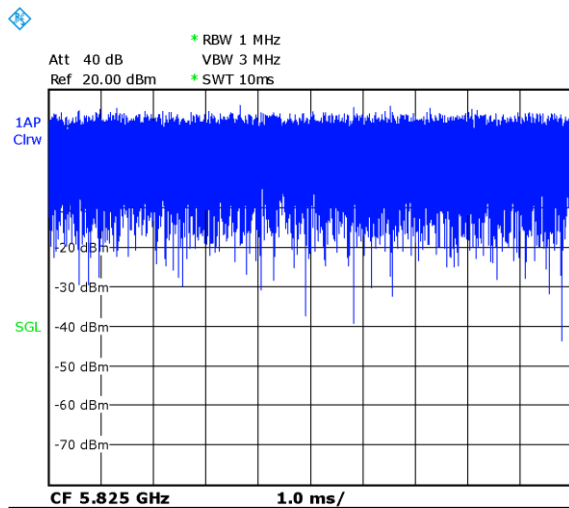
CH132



CH136



CH165



WLAN 5G

Test Position	Frequency Band	Channel Number	Frequency (MHz)	Mode/RB	Test Position	Distance	Figure No./Note	EUT Measured Power (dBm)	Tune up (dBm)	Duty Cycle	Measured SAR 1g (W/kg)	Reported SAR 1g (W/kg)	Measured SAR 10g (W/kg)	Reported SAR 10g (W/kg)	Power Drift
Head	WLAN 5G	64	5320	11a 6M 11a 17dB	Cheek Left	0mm	\	15.9	17	100%	0.725	0.93	0.185	0.24	0.06
Head	WLAN 5G	60	5300	11a 6M 11a 17dB	Tilt Left	0mm	\	15.48	17	100%	0.709	1.01	0.188	0.27	0.07
Head	WLAN 5G	64	5320	11a 6M 11a 17dB	Tilt Left	0mm	Fig.A.70	15.9	17	100%	0.816	1.05	0.212	0.27	0.07
Head	WLAN 5G	64	5320	11a 6M 11a 17dB	Cheek Right	0mm	\	15.9	17	100%	0.438	0.56	0.130	0.17	0.03
Head	WLAN 5G	64	5320	11a 6M 11a 17dB	Tilt Right	0mm	\	15.9	17	100%	0.535	0.69	0.157	0.20	-0.04
Head	WLAN 5G	136	5680	11a 6M 11a 17dB	Cheek Left	0mm	\	16.66	17	100%	0.307	0.33	0.094	0.10	0.17
Head	WLAN 5G	136	5680	11a 6M 11a 17dB	Tilt Left	0mm	\	16.66	17	100%	0.371	0.40	0.112	0.12	-0.07
Head	WLAN 5G	136	5680	11a 6M 11a 17dB	Cheek Right	0mm	\	16.66	17	100%	0.250	0.27	0.076	0.08	-0.11
Head	WLAN 5G	136	5680	11a 6M 11a 17dB	Tilt Right	0mm	\	16.66	17	100%	0.321	0.35	0.098	0.11	0.02
Head	WLAN 5G	165	5825	11a 6M 11a 17dB	Cheek Left	0mm	\	15.91	17	100%	0.222	0.29	0.061	0.08	-0.17
Head	WLAN 5G	165	5825	11a 6M 11a 17dB	Tilt Left	0mm	\	15.91	17	100%	0.281	0.36	0.074	0.10	0.03
Head	WLAN 5G	165	5825	11a 6M 11a 17dB	Cheek Right	0mm	\	15.91	17	100%	0.131	0.17	0.041	0.05	0.09
Head	WLAN 5G	165	5825	11a 6M 11a 17dB	Tilt Right	0mm	\	15.91	17	100%	0.177	0.23	0.055	0.07	0.1
Body	WLAN 5G	64	5320	11a 6M 11a 17dB	Front	10mm	\	15.9	17	100%	0.141	0.18	0.050	0.06	0.06
Body	WLAN 5G	64	5320	11a 6M 11a 17dB	Rear	10mm	\	15.9	17	100%	0.266	0.34	0.091	0.12	0.16
Body	WLAN 5G	64	5320	11a 6M 11a 17dB	Right	10mm	\	15.9	17	100%	0.100	0.13	0.021	0.03	0.12
Body	WLAN 5G	64	5320	11a 6M 11a 17dB	Top	10mm	Fig.A.71	15.9	17	100%	0.324	0.42	0.115	0.15	0.17
Body	WLAN 5G	136	5680	11a 6M 11a 17dB	Front	10mm	\	16.66	17	100%	0.105	0.11	0.038	0.04	0.07
Body	WLAN 5G	136	5680	11a 6M 11a 17dB	Rear	10mm	\	16.66	17	100%	0.192	0.21	0.075	0.08	0.19
Body	WLAN 5G	136	5680	11a 6M 11a 17dB	Right	10mm	\	16.66	17	100%	0.105	0.11	0.026	0.03	-0.15
Body	WLAN 5G	136	5680	11a 6M 11a 17dB	Top	10mm	\	16.66	17	100%	0.193	0.21	0.030	0.03	0
Body	WLAN 5G	165	5825	11a 6M 11a 17dB	Front	10mm	\	15.91	17	100%	0.069	0.09	0.015	0.02	-0.15
Body	WLAN 5G	165	5825	11a 6M 11a 17dB	Rear	10mm	\	15.91	17	100%	0.146	0.19	0.052	0.07	-0.19
Body	WLAN 5G	165	5825	11a 6M 11a 17dB	Right	10mm	\	15.91	17	100%	0.066	0.08	0.024	0.03	0.05
Body	WLAN 5G	165	5825	11a 6M 11a 17dB	Top	10mm	\	15.91	17	100%	0.151	0.19	0.056	0.07	-0.06
Head	WLAN 5G	64	5320	11a 6M 11a 13.5dB	Cheek Left	0mm	\	12.33	13.5	100%	0.189	0.25	0.049	0.06	-0.03
Head	WLAN 5G	64	5320	11a 6M 11a 13.5dB	Tilt Left	0mm	Fig.A.72	12.33	13.5	100%	0.248	0.32	0.062	0.08	0.01
Head	WLAN 5G	64	5320	11a 6M 11a 13.5dB	Cheek Right	0mm	\	12.33	13.5	100%	0.102	0.13	0.030	0.04	-0.1
Head	WLAN 5G	64	5320	11a 6M 11a 13.5dB	Tilt Right	0mm	\	12.33	13.5	100%	0.129	0.17	0.036	0.05	0.11
Head	WLAN 5G	136	5680	11a 6M 11a 13.5dB	Cheek Left	0mm	\	13.34	13.5	100%	0.086	0.09	0.023	0.02	-0.14
Head	WLAN 5G	136	5680	11a 6M 11a 13.5dB	Tilt Left	0mm	\	13.34	13.5	100%	0.116	0.12	0.030	0.03	0.17
Head	WLAN 5G	136	5680	11a 6M 11a 13.5dB	Cheek Right	0mm	\	13.34	13.5	100%	0.048	0.05	0.015	0.02	0.07
Head	WLAN 5G	136	5680	11a 6M 11a 13.5dB	Tilt Right	0mm	\	13.34	13.5	100%	0.083	0.09	0.022	0.02	0.08
Head	WLAN 5G	165	5825	11a 6M 11a 13.5dB	Cheek Left	0mm	\	12.83	13.5	100%	0.060	0.07	0.016	0.02	0.08
Head	WLAN 5G	165	5825	11a 6M 11a 13.5dB	Tilt Left	0mm	\	12.83	13.5	100%	0.071	0.08	0.018	0.02	0.12
Head	WLAN 5G	165	5825	11a 6M 11a 13.5dB	Cheek Right	0mm	\	12.83	13.5	100%	0.047	0.05	0.008	0.01	0.06
Head	WLAN 5G	165	5825	11a 6M 11a 13.5dB	Tilt Right	0mm	\	12.83	13.5	100%	0.054	0.06	0.015	0.02	0.12
Body	WLAN 5G	64	5320	11a 6M 11a 15dB	Front	10mm	\	13.49	15	100%	0.063	0.09	0.023	0.03	0.1
Body	WLAN 5G	64	5320	11a 6M 11a 15dB	Rear	10mm	\	13.49	15	100%	0.111	0.16	0.040	0.06	-0.01
Body	WLAN 5G	64	5320	11a 6M 11a 15dB	Right	10mm	\	13.49	15	100%	0.080	0.11	0.018	0.03	0.1
Body	WLAN 5G	64	5320	11a 6M 11a 15dB	Top	10mm	Fig.A.73	13.49	15	100%	0.164	0.23	0.057	0.08	0.05
Body	WLAN 5G	136	5680	11a 6M 11a 15dB	Front	10mm	\	14.40	15	100%	0.053	0.06	0.018	0.02	0.07
Body	WLAN 5G	136	5680	11a 6M 11a 15dB	Rear	10mm	\	14.40	15	100%	0.115	0.13	0.045	0.05	0.03
Body	WLAN 5G	136	5680	11a 6M 11a 15dB	Right	10mm	\	14.40	15	100%	0.065	0.07	0.024	0.03	-0.19
Body	WLAN 5G	136	5680	11a 6M 11a 15dB	Top	10mm	\	14.40	15	100%	0.127	0.15	0.048	0.06	-0.18
Body	WLAN 5G	165	5825	11a 6M 11a 15dB	Front	10mm	\	13.75	15	100%	0.045	0.06	0.022	0.03	0.15
Body	WLAN 5G	165	5825	11a 6M 11a 15dB	Rear	10mm	\	13.75	15	100%	0.080	0.11	0.029	0.04	0.02
Body	WLAN 5G	165	5825	11a 6M 11a 15dB	Right	10mm	\	13.75	15	100%	0.039	0.05	0.013	0.02	0.04
Body	WLAN 5G	165	5825	11a 6M 11a 15dB	Top	10mm	\	13.75	15	100%	0.079	0.11	0.029	0.04	0.1

14.5 SAR results for 10-g extremity SAR

According to the KDB648474 D04, for smart phones, with a display diagonal dimension > 15.0 cm or an overall diagonal dimension > 16.0 cm, that can provide similar mobile web access and multimedia support found in mini-tablets or UMPC mini-tablets and support voice calls next to the ear, unless it is confirmed otherwise through KDB inquiries, the following phablet procedures should be applied to evaluate SAR compliance for each applicable wireless modes and frequency band. Devices marketed as phablets, regardless of form factors and operating characteristics must be tested as a phablet to determine SAR compliance.

1. The normally required head and body-worn accessory SAR test procedures for handsets, including hotspot mode, must be applied.
2. The UMPC mini-tablet procedures must also be applied to test the SAR of all surfaces and edges with an antenna located at ≤ 25 mm from that surface or edge, in direct contact with a flat phantom, for 10-g extremity SAR according to the body-equivalent tissue dielectric parameters in KDB Publication 865664 D01 to address interactive hand use exposure conditions. When hotspot mode applies, 10-g extremity SAR is required only for the surfaces and edges with hotspot mode 1-g reported SAR > 1.2 W/kg; however, when power reduction applies to hotspot mode the measured SAR must be scaled to the maximum output power, including tolerance, allowed for phablet modes to compare with the 1.2 W/kg SAR test reduction threshold. The normal tablet procedures in KDB Publication 616217 are required when the overall diagonal dimension of the device is > 20.0 cm. Hotspot mode SAR is not required when normal tablet procedures are applied. Extremity 10-g SAR is also not required for the front (top) surface of larger form factor full size tablets. The more conservative normal tablet SAR results can be used to support phablet mode 10-g extremity SAR.
3. The simultaneous transmission operating configurations applicable to voice and data transmissions for both phone and mini-tablet modes must be taken into consideration separately for 1-g and 10-g SAR to determine the simultaneous transmission SAR test exclusion and measurement requirements for the relevant wireless modes and exposure conditions

ANT	DSI	RF Exposure Conditions	Frequency Band	Channel Number	Frequency (MHz)	Mode	RB setup	Test Position	Distance	Figure No./Note	EUT Measured Power (dBm)	Tune up (dBm)	Measured SAR 1g (W/kg)	Reported SAR 1g (W/kg)	Measured SAR 10g (W/kg)	Reported SAR 10g (W/kg)	Power Drift
3	1	Body	N41	535998	2679.99	30k 20M DFT QPSK	25RB_12	Rear	0mm	/	22.06	23	4.86	6.03	1.68	2.09	0.13
3	1	Body	N41	527298	2636.49	30k 20M DFT QPSK	25RB_12	Rear	0mm	/	22.09	23	5.03	6.20	1.73	2.13	0.03
3	1	Body	N41	518598	2592.99	30k 20M DFT QPSK	25RB_12	Rear	0mm	/	22.27	23	5.16	6.10	1.81	2.14	0.05
3	1	Body	N41	509902	2549.51	30k 20M DFT QPSK	25RB_12	Rear	0mm	/	22.19	23	4.83	5.82	1.67	2.01	-0.12
3	1	Body	N41	501204	2506.02	30k 20M DFT QPSK	25RB_12	Rear	0mm	/	22.23	23	4.02	4.80	1.58	1.89	-0.07
3	1	Body	N41	535998	2679.99	30k 20M DFT QPSK	25RB_12	Top	0mm	/	22.06	23	8.09	10.04	2.62	3.25	-0.07
3	1	Body	N41	527298	2636.49	30k 20M DFT QPSK	25RB_12	Top	0mm	/	22.09	23	7.31	9.01	2.47	3.05	0.01
3	1	Body	N41	518598	2592.99	30k 20M DFT QPSK	25RB_12	Top	0mm	/	22.27	23	6.93	8.20	2.34	2.77	-0.11
3	1	Body	N41	509902	2549.51	30k 20M DFT QPSK	25RB_12	Top	0mm	/	22.19	23	5.89	7.10	2.31	2.78	0.06
3	1	Body	N41	501204	2506.02	30k 20M DFT QPSK	25RB_12	Top	0mm	/	22.23	23	5.72	6.83	2.17	2.59	0.03
L																	
4	1	Body	N77	633332	3499.98	30k 100M DFT QPSK	135RB_67	Rear	0mm	/	22.52	23	7.86	8.78	2.71	3.03	0.03
4	1	Body	N77	633334	3500.01	30k 100M DFT QPSK	135RB_67	Rear	0mm	/	22.52	23	8.09	9.04	2.88	3.22	0.01
4	1	Body	N77	633332	3499.98	30k 100M DFT QPSK	135RB_67	Top	0mm	/	22.52	23	8.97	10.02	2.75	3.07	-0.03
4	1	Body	N77	633334	3500.01	30k 100M DFT QPSK	135RB_67	Top	0mm	/	22.52	23	8.31	9.28	2.68	2.99	0.05
H																	
4	1	Body	N77	664666	3969.99	30k 100M DFT QPSK	135RB_67	Top	0mm	/	22.52	23	8.52	9.52	2.72	3.04	-0.11
4	1	Body	N77	661200	3918	30k 100M DFT QPSK	135RB_67	Top	0mm	/	22.52	23	8.13	9.08	2.49	2.78	-0.15
4	1	Body	N77	657733.3	3866	30k 100M DFT QPSK	135RB_67	Top	0mm	/	22.52	23	8.22	9.18	2.52	2.81	0.09
4	1	Body	N77	654266.7	3814	30k 100M DFT QPSK	135RB_67	Top	0mm	/	22.52	23	8.12	9.07	2.46	2.75	0.01
4	1	Body	N77	650800	3762	30k 100M DFT QPSK	135RB_67	Top	0mm	/	22.52	23	7.92	8.85	2.33	2.60	0.09
4	1	Body	N77	647334	3710.01	30k 100M DFT QPSK	135RB_67	Top	0mm	/	22.52	23	8.09	9.04	2.41	2.69	0.02

RF Exposure Conditions	Frequency Band	Channel Number	Frequency (MHz)	Mode	Test Position	Distance	Figure No./Note	EUT Measured Power (dBm)	Tune up (dBm)	Measured SAR 1g (W/kg)	Reported SAR 1g (W/kg)	Measured SAR 10g (W/kg)	Reported SAR 10g (W/kg)	Power Drift
Body	WLAN 2.4G	11	2462	11b 1M	Top	0mm	/	18.24	18.5	0.845	0.90	0.319	0.34	-0.05
Body	WLAN 2.4G	11	2462	11b 1M	rear	0mm	/	18.24	18.5	0.596	0.63	0.272	0.29	0.01
Body	WLAN 5G	64	5320	11a 6M	Top	0mm	/	13.49	15	1.19	1.68	0.249	0.35	0.05
Body	WLAN 5G	64	5320	11a 6M	rear	0mm	/	13.49	15	1.07	1.51	0.271	0.38	0.05

RF Exposure Conditions	Frequency Band	Channel Number	Frequency (MHz)	Mode/RB	Test Position	Distance	Figure No./Note	EUT Measured Power (dBm)	Tune up (dBm)	Measured SAR 1g (W/kg)	Reported SAR 1g (W/kg)	Measured SAR 10g (W/kg)	Reported SAR 10g (W/kg)	Power Drift
Body	BT	0	2402	GFSK	Rear	0mm	\	9.40	10	0.0446	0.05	0.0208	0.02	-0.04
Body	BT	0	2402	GFSK	Top	0mm	\	9.40	10	0.0682	0.08	0.0266	0.03	-0.05

reported SAR 10g (W/kg)								
Limb		N41	N77	2.4G	5G	BT	+WiFi2.4G	+BT+WiFi 5G
Rear	0mm	2.14	3.22	0.29	0.38	0.02	3.51	3.62
Top	0mm	3.25	3.07	0.34	0.35	0.03	3.59	3.63

15 SAR Measurement Variability

SAR measurement variability must be assessed for each frequency band, which is determined by the SAR probe calibration point and tissue-equivalent medium used for the device measurements. When both head and body tissue-equivalent media are required for SAR measurements in a frequency band, the variability measurement procedures should be applied to the tissue medium with the highest measured SAR, using the highest measured SAR configuration for that tissue-equivalent medium.

The following procedures are applied to determine if repeated measurements are required.

- 1) Repeated measurement is not required when the original highest measured SAR is < 0.80 W/kg; steps 2) through 4) do not apply.
- 2) When the original highest measured SAR is ≥ 0.80 W/kg, repeat that measurement once.
- 3) Perform a second repeated measurement only if the ratio of largest to smallest SAR for the original and first repeated measurements is > 1.20 or when the original or repeated measurement is ≥ 1.45 W/kg ($\sim 10\%$ from the 1-g SAR limit).
- 4) Perform a third repeated measurement only if the original, first or second repeated measurement is ≥ 1.5 W/kg and the ratio of largest to smallest SAR for the original, first and second repeated measurements is > 1.20

Mode	CH	Freq	Test Position		Original SAR(W/kg)	First Repeated SAR(W/kg)	The Ratio
GSM850	251	848.8	Rear	10mm	0.933	0.917	1.02
GSM850	190	836.6	Rear	10mm	0.885	0.843	1.05
GSM850	251	848.8	Rear	10mm	0.827	0.788	1.05
GSM1900	810	1909.8	Rear	10mm	0.825	0.801	1.03
GSM1900	661	1880	Rear	10mm	0.831	0.786	1.06
GSM1900	512	1850.2	Rear	10mm	0.888	0.877	1.01
GSM1900	512	1850.2	Rear	10mm	0.816	0.778	1.05
LTE Band25	26365	1882.5	Rear	15mm	0.831	0.797	1.04
LTE Band25	26140	1860	Rear	15mm	0.813	0.801	1.01
LTE Band41 PC2	41490	2680	Tilt Right	0mm	0.834	0.796	1.05
LTE Band41 PC2	41055	2636.5	Tilt Right	0mm	0.851	0.824	1.03
LTE Band41 PC2	40620	2593	Tilt Right	0mm	0.941	0.931	1.01
LTE Band41 PC2	40185	2549.5	Tilt Right	0mm	0.886	0.846	1.05
LTE Band41 PC2	39750	2506	Tilt Right	0mm	0.833	0.798	1.04
N25	382500	1912.5	Rear	15mm	0.961	0.938	1.02
N41	535998	2679.99	Tilt Right	0mm	0.819	0.769	1.07
N41	535998	2679.99	Top	10mm	0.812	0.767	1.06
N41	535998	2679.99	Rear	15mm	0.941	0.93	1.01
N41	527298	2636.49	Rear	15mm	0.922	0.899	1.03
N41	518598	2592.99	Rear	15mm	0.821	0.776	1.06
N41	509902	2549.51	Rear	15mm	0.831	0.787	1.06
N41	501204	2506.02	Rear	15mm	0.817	0.807	1.01

N41	535998	2679.99	Rear	15mm	0.851	0.823	1.03
N41	535998	2679.99	Rear	15mm	0.863	0.837	1.03
N77	633334	3500.01	Cheek Left	0mm	0.81	0.766	1.06
N77	633332	3499.98	Tilt Left	0mm	0.906	0.873	1.04
N77	633334	3500.01	Tilt Left	0mm	0.9	0.855	1.05
N77	633332	3499.98	Top	10mm	0.831	0.804	1.03
N77	633334	3500.01	Top	10mm	0.809	0.799	1.01
N77	654800	3822	Tilt Left	0mm	0.861	0.838	1.03
N77	650000	3750	Tilt Left	0mm	0.878	0.845	1.04
N77	647334	3710.01	Top	10mm	0.824	0.795	1.04
WLAN 5G	64	5320	Tilt Left	0mm	0.816	0.783	1.04

16 Measurement Uncertainty

Per KDB 865664 D01 SAR Measurement 100 MHz to 6 GHz, when the highest measured 1-g SAR within a frequency band is < 1.5 W/kg and the measured 10-g SAR within a frequency band is < 3.75 W/kg. The expanded SAR measurement uncertainty must be $\leq 30\%$, for a confidence interval of $k = 2$. If these conditions are met, extensive SAR measurement uncertainty analysis described in IEEE Std 1528-2013 is not required in SAR reports submitted for equipment approval.

Therefore, the measurement uncertainty is not required.

17 MAIN TEST INSTRUMENTS

Table 17.1: List of Main Instruments

No.	Name	Type	Serial Number	Calibration Date	Valid Period
01	Network analyzer	E5071C	MY46110673	January 14, 2022	One year
02	Power sensor	NRP110T	101139	January 13, 2022	One year
03	Power sensor	NRP110T	101159	January 13, 2022	One year
04	Signal Generator	E4438C	MY49071430	January 13, 2022	One year
05	Amplifier	60S1G4	0331848	No Calibration Requested	
06	BTS	CMW500	159850	January 24, 2022	One year
07	E-field Probe	SPEAG EX3DV4	7517	January 19, 2022	One year
08	DAE	SPEAG DAE4	1525	September 1, 2021	One year
09	Dipole Validation Kit	SPEAG D750V3	1017	July 12,,2021	One year
10	Dipole Validation Kit	SPEAG D835V2	4d069	July 21,,2021	One year
11	Dipole Validation Kit	SPEAG D1750V2	1003	July 12,,2021	One year
12	Dipole Validation Kit	SPEAG D1900V2	5d101	July 15,2021	One year
13	Dipole Validation Kit	SPEAG D2450V2	853	July 26,2021	One year
14	Dipole Validation Kit	SPEAG D2600V2	1012	July 26,2021	One year
15	Dipole Validation Kit	SPEAG D3500V2	1016	June 21,2021	One year
16	Dipole Validation Kit	SPEAG D3700V2	1004	June 21,2021	One year
18	Dipole Validation Kit	SPEAG D5GHzV2	1060	June 21,2021	One year

***END OF REPORT BODY*



Appendixes

Refer to separated files for the following appendixes

ANNEX A Graph Results

ANNEX B System Verification Results

ANNEX C SAR Measurement Setup

ANNEX D Position of the wireless device in relation to the phantom

ANNEX E Equivalent Media Recipes

ANNEX F System Validation

ANNEX G Probe Calibration Certificate

ANNEX H Dipole Calibration Certificate

ANNEX I SAR Sensor Triggering Data Summary

ANNEX J P-Sensor Triggering Data Summary

ANNEX K Accreditation Certificate

ANNEX A Graph Results

GSM850 Head

Date/Time: 4/26/2022

Electronics: DAE4 Sn1525

Medium: H700-6000M

Medium parameters used (interpolated): $f = 848.8$ MHz; $\sigma = 0.913$ S/m; $\epsilon_r = 43.054$; $\rho = 1000$ kg/m³

Ambient Temperature: 23.3°C Liquid Temperature: 22.5°C

Communication System: UID 0, GSM 850 Glass 12 (0) Frequency: 848.8 MHz Duty Cycle: 1:1.99986

Probe: EX3DV4 - SN7517 ConvF(9.7, 9.7, 9.7); Calibrated: 1/19/2022

Area Scan (81x151x1): Interpolated grid: dx=1.500 mm, dy=1.500 mm

Maximum value of SAR (interpolated) = 0.501 W/kg

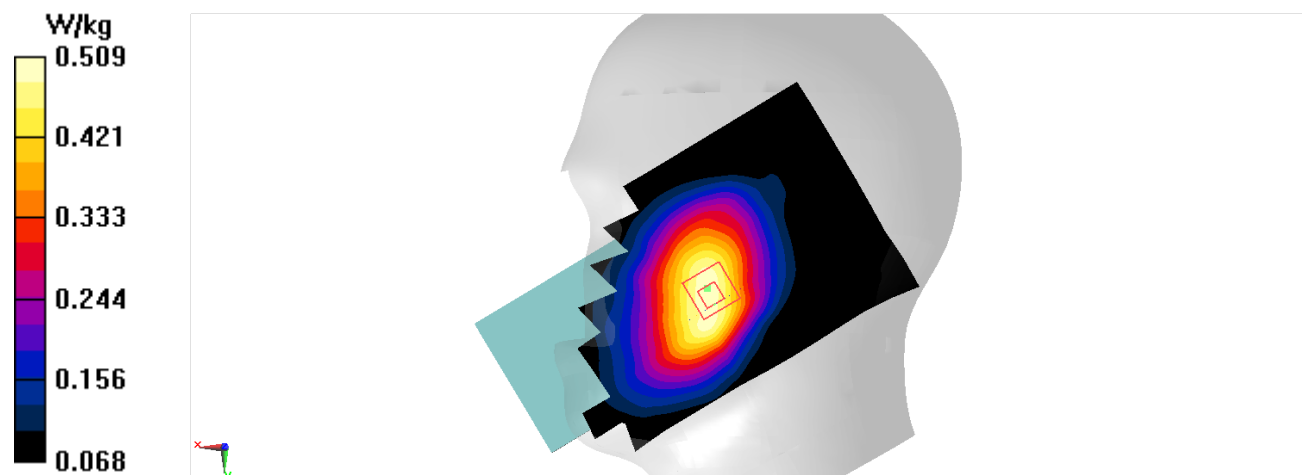
Zoom Scan (5x5x7)/Cube 0: Measurement grid: dx=8mm, dy=8mm, dz=5mm

Reference Value = 7.876 V/m; Power Drift = 0.01 dB

Peak SAR (extrapolated) = 0.567 W/kg

SAR(1 g) = 0.415 W/kg; SAR(10 g) = 0.318 W/kg

Maximum value of SAR (measured) = 0.509 W/kg



GSM1900 Head

Date/Time: 5/4/2022

Electronics: DAE4 Sn1525

Medium: H700-6000M

Medium parameters used: $f = 1910$ MHz; $\sigma = 1.469$ S/m; $\epsilon_r = 40.755$; $\rho = 1000$ kg/m³

Ambient Temperature: 23.3°C Liquid Temperature: 22.5°C

Communication System: UID 0, GSM 1900 GPRS12 (0) Frequency: 1909.8 MHz Duty Cycle: 1:1.99986

Probe: EX3DV4 - SN7517 ConvF(7.74, 7.74, 7.74); Calibrated: 1/19/2022

L/Cheek/Area Scan (81x151x1): Interpolated grid: dx=1.500 mm, dy=1.500 mm

Maximum value of SAR (interpolated) = 0.443 W/kg

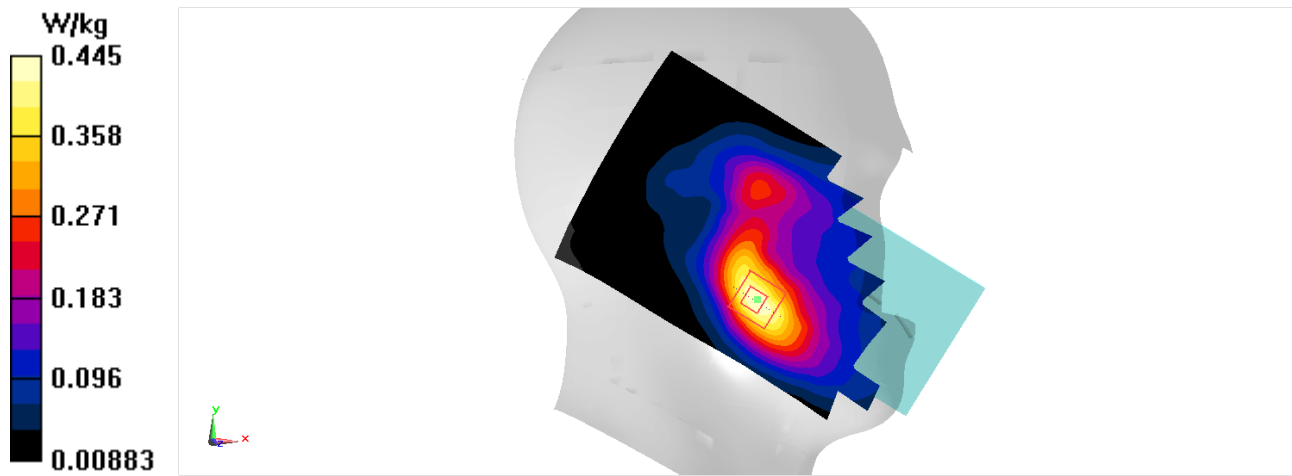
L/Cheek/Zoom Scan (5x5x7)/Cube 0: Measurement grid: dx=8mm, dy=8mm, dz=5mm

Reference Value = 6.445 V/m; Power Drift = 0.10 dB

Peak SAR (extrapolated) = 0.517 W/kg

SAR(1 g) = 0.321 W/kg; SAR(10 g) = 0.202 W/kg

Maximum value of SAR (measured) = 0.445 W/kg



W1900 Head

Date/Time: 5/4/2022

Electronics: DAE4 Sn1525

Medium: H700-6000M

Medium parameters used (interpolated): $f = 1852.4$ MHz; $\sigma = 1.435$ S/m; $\epsilon_r = 40.839$; $\rho = 1000$ kg/m³

Ambient Temperature: 23.3°C Liquid Temperature: 22.5°C

Communication System: UID 0, WCDMA 1900 (0) Frequency: 1852.4 MHz Duty Cycle: 1:1

Probe: EX3DV4 - SN7517 ConvF(7.74, 7.74, 7.74); Calibrated: 1/19/2022

Area Scan (81x151x1): Interpolated grid: dx=1.500 mm, dy=1.500 mm

Maximum value of SAR (interpolated) = 0.529 W/kg

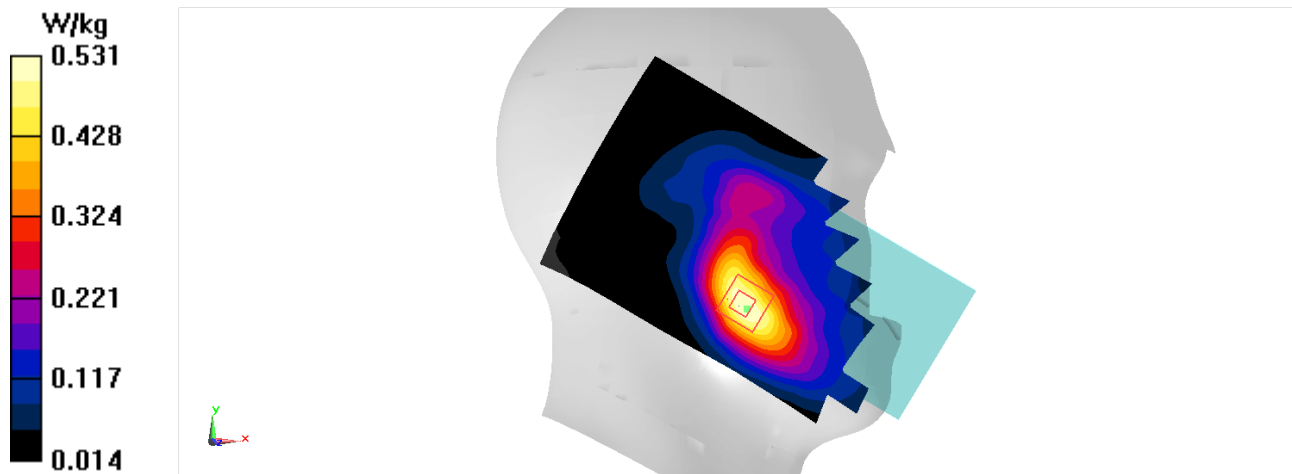
Zoom Scan (5x5x7)/Cube 0: Measurement grid: dx=8mm, dy=8mm, dz=5mm

Reference Value = 6.689 V/m; Power Drift = 0.19 dB

Peak SAR (extrapolated) = 0.616 W/kg

SAR(1 g) = 0.386 W/kg; SAR(10 g) = 0.247 W/kg

Maximum value of SAR (measured) = 0.531 W/kg



W1700 Head

Date/Time: 4/30/2022

Electronics: DAE4 Sn1525

Medium: H700-6000M

Medium parameters used (interpolated): $f = 1752.6$ MHz; $\sigma = 1.375$ S/m; $\epsilon_r = 41.039$; $\rho = 1000$ kg/m³

Ambient Temperature: 23.3°C Liquid Temperature: 22.5°C

Communication System: UID 0, WCDMA 1700 Band4 (0) Frequency: 1752.6 MHz Duty Cycle: 1:1

Probe: EX3DV4 - SN7517 ConvF(8.1, 8.1, 8.1); Calibrated: 1/19/2022

Area Scan (81x151x1): Interpolated grid: dx=1.500 mm, dy=1.500 mm

Maximum value of SAR (interpolated) = 0.394 W/kg

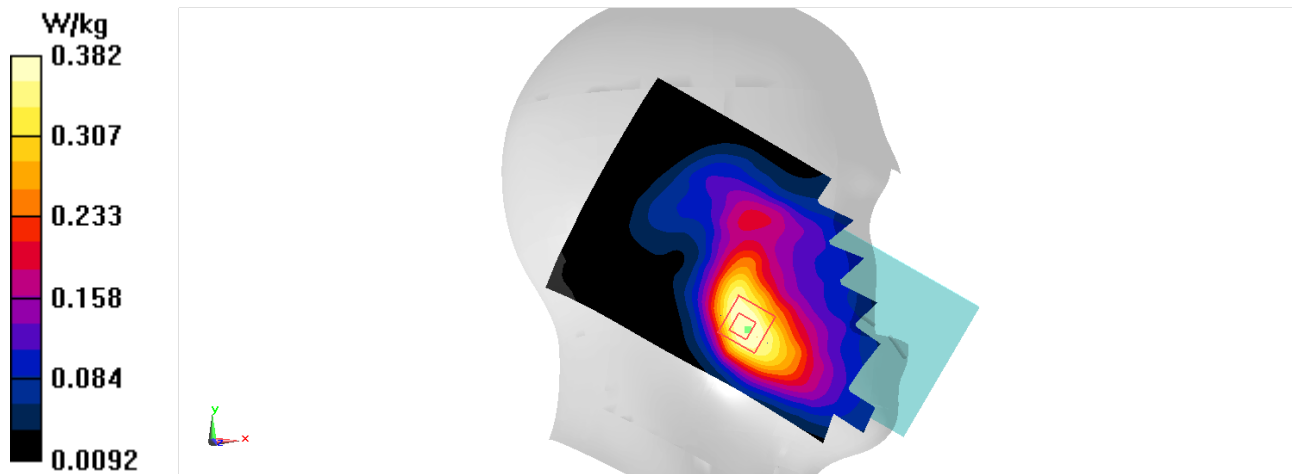
Zoom Scan (5x5x7)/Cube 0: Measurement grid: dx=8mm, dy=8mm, dz=5mm

Reference Value = 6.557 V/m; Power Drift = 0.15 dB

Peak SAR (extrapolated) = 0.448 W/kg

SAR(1 g) = 0.291 W/kg; SAR(10 g) = 0.194 W/kg

Maximum value of SAR (measured) = 0.382 W/kg



W850 Head

Date/Time: 4/26/2022

Electronics: DAE4 Sn1525

Medium: H700-6000M

Medium parameters used (interpolated): $f = 846.6$ MHz; $\sigma = 0.912$ S/m; $\epsilon_r = 43.054$; $\rho = 1000$ kg/m³

Ambient Temperature: 23.3°C Liquid Temperature: 22.5°C

Communication System: UID 0, WCDMA 850 (0) Frequency: 846.6 MHz Duty Cycle: 1:1

Probe: EX3DV4 - SN7517 ConvF(9.7, 9.7, 9.7); Calibrated: 1/19/2022

Area Scan (81x151x1): Interpolated grid: dx=1.500 mm, dy=1.500 mm

Maximum value of SAR (interpolated) = 0.309 W/kg

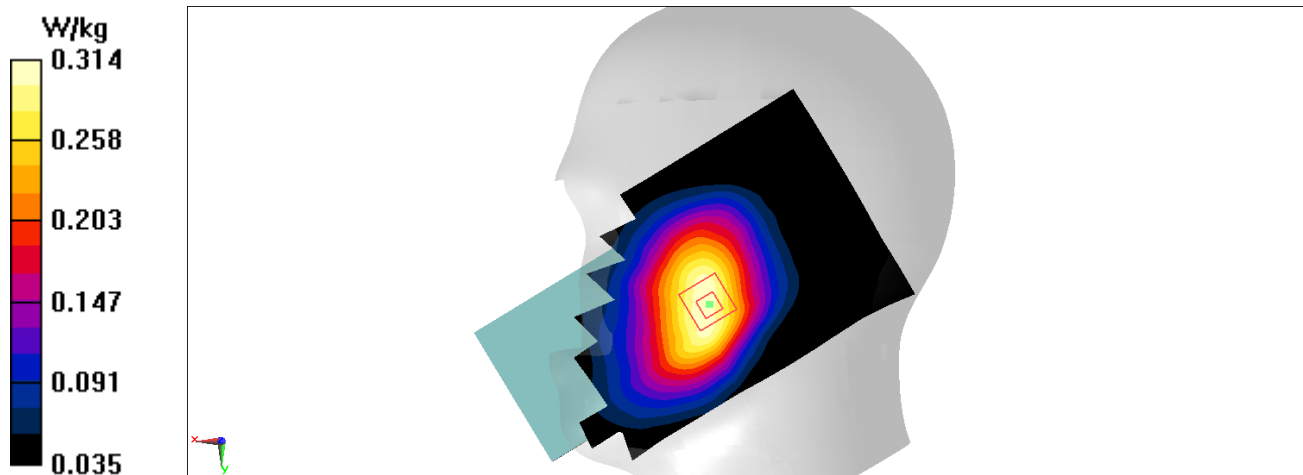
Zoom Scan (6x5x7)/Cube 0: Measurement grid: dx=8mm, dy=8mm, dz=5mm

Reference Value = 5.585 V/m; Power Drift = 0.02 dB

Peak SAR (extrapolated) = 0.349 W/kg

SAR(1 g) = 0.258 W/kg; SAR(10 g) = 0.199 W/kg

Maximum value of SAR (measured) = 0.314 W/kg



LTE Band7 Head

Date/Time: 5/10/2022

Electronics: DAE4 Sn1525

Medium: H700-6000M

Medium parameters used: $f = 2560$ MHz; $\sigma = 1.939$ S/m; $\epsilon_r = 39.842$; $\rho = 1000$ kg/m³

Ambient Temperature: 23.3°C Liquid Temperature: 22.5°C

Communication System: UID 0, LTE Band7-20M (0) Frequency: 2560 MHz Duty Cycle: 1:1

Probe: EX3DV4 - SN7517 ConvF(6.97, 6.97, 6.97); Calibrated: 1/19/2022

Area Scan (101x191x1): Interpolated grid: dx=1.200 mm, dy=1.200 mm

Maximum value of SAR (interpolated) = 0.173 W/kg

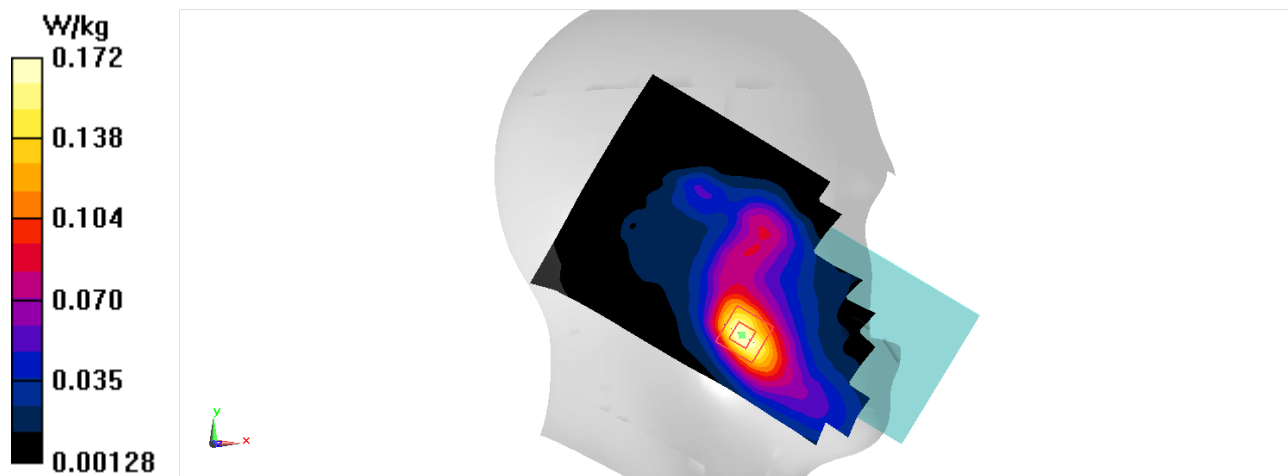
Zoom Scan (7x7x7)/Cube 0: Measurement grid: dx=5mm, dy=5mm, dz=5mm

Reference Value = 2.384 V/m; Power Drift = 0.03 dB

Peak SAR (extrapolated) = 0.209 W/kg

SAR(1 g) = 0.114 W/kg; SAR(10 g) = 0.062 W/kg

Maximum value of SAR (measured) = 0.172 W/kg



LTE Band12 Head

Date/Time: 4/23/2022

Electronics: DAE4 Sn1525

Medium: H700-6000M

Medium parameters used (interpolated): $f = 704 \text{ MHz}$; $\sigma = 0.86 \text{ S/m}$; $\epsilon_r = 43.534$; $\rho = 1000 \text{ kg/m}^3$

Ambient Temperature: 23.3°C Liquid Temperature: 22.5°C

Communication System: UID 0, LTE Band12 (0) Frequency: 704 MHz Duty Cycle: 1:1

Probe: EX3DV4 - SN7517 ConvF(9.7, 9.7, 9.7); Calibrated: 1/19/2022

Area Scan (81x151x1): Interpolated grid: $dx=1.500 \text{ mm}$, $dy=1.500 \text{ mm}$

Maximum value of SAR (interpolated) = 0.269 W/kg

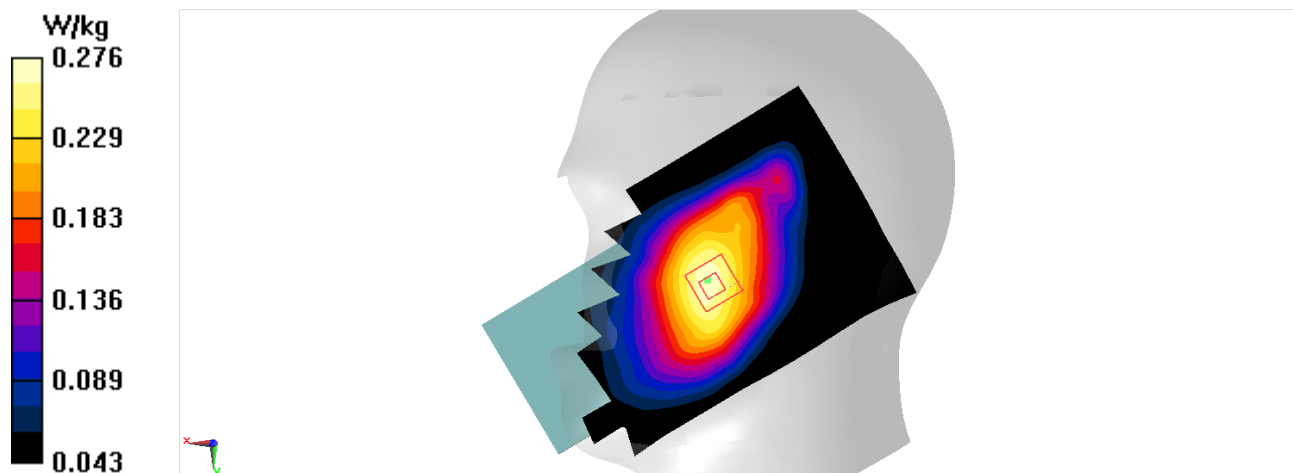
Zoom Scan (5x5x7)/Cube 0: Measurement grid: $dx=8\text{mm}$, $dy=8\text{mm}$, $dz=5\text{mm}$

Reference Value = 8.777 V/m ; Power Drift = -0.01 dB

Peak SAR (extrapolated) = 0.307 W/kg

SAR(1 g) = 0.230 W/kg ; SAR(10 g) = 0.181 W/kg

Maximum value of SAR (measured) = 0.276 W/kg



LTE Band13 Head

Date/Time: 4/23/2022

Electronics: DAE4 Sn1525

Medium: H700-6000M

Medium parameters used (interpolated): $f = 782 \text{ MHz}$; $\sigma = 0.89 \text{ S/m}$; $\epsilon_r = 43.251$; $\rho = 1000 \text{ kg/m}^3$

Ambient Temperature: 23.3°C Liquid Temperature: 22.5°C

Communication System: UID 0, LTE Band13 (0) Frequency: 782 MHz Duty Cycle: 1:1

Probe: EX3DV4 - SN7517 ConvF(9.7, 9.7, 9.7); Calibrated: 1/19/2022

Area Scan (81x151x1): Interpolated grid: $dx=1.500 \text{ mm}$, $dy=1.500 \text{ mm}$

Maximum value of SAR (interpolated) = 0.137 W/kg


Zoom Scan (5x5x7)/Cube 0: Measurement grid: $dx=8\text{mm}$, $dy=8\text{mm}$, $dz=5\text{mm}$

Reference Value = 4.531 V/m ; Power Drift = 0.04 dB

Peak SAR (extrapolated) = 0.158 W/kg

SAR(1 g) = 0.116 W/kg ; SAR(10 g) = 0.090 W/kg

Maximum value of SAR (measured) = 0.140 W/kg



LTE Band25 Head

Date/Time: 5/4/2022

Electronics: DAE4 Sn1525

Medium: H700-6000M

Medium parameters used (interpolated): $f = 1882.5$ MHz; $\sigma = 1.452$ S/m; $\epsilon_r = 40.786$; $\rho = 1000$ kg/m³

Ambient Temperature: 23.3°C Liquid Temperature: 22.5°C

Communication System: UID 0, LTE Band25 (0) Frequency: 1882.5 MHz Duty Cycle: 1:1

Probe: EX3DV4 - SN7517 ConvF(7.74, 7.74, 7.74); Calibrated: 1/19/2022

Area Scan (81x151x1): Interpolated grid: dx=1.500 mm, dy=1.500 mm

Maximum value of SAR (interpolated) = 0.424 W/kg

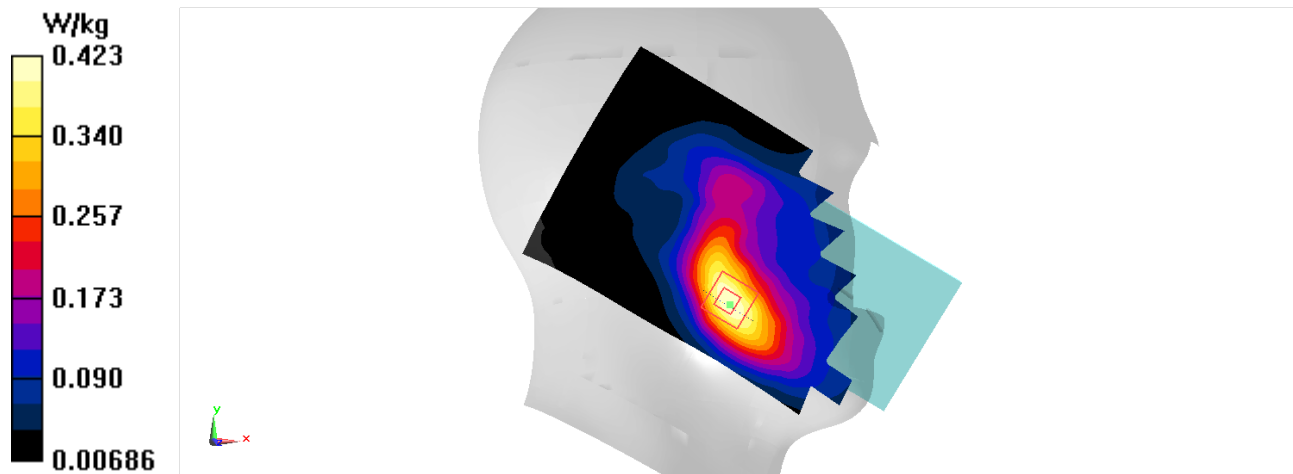
Zoom Scan (5x5x7)/Cube 0: Measurement grid: dx=8mm, dy=8mm, dz=5mm

Reference Value = 6.056 V/m; Power Drift = 0.08 dB

Peak SAR (extrapolated) = 0.490 W/kg

SAR(1 g) = 0.310 W/kg; SAR(10 g) = 0.198 W/kg

Maximum value of SAR (measured) = 0.423 W/kg



LTE Band26 Head

Date/Time: 4/26/2022

Electronics: DAE4 Sn1525

Medium: H700-6000M

Medium parameters used (interpolated): $f = 822.5$ MHz; $\sigma = 0.904$ S/m; $\epsilon_r = 43.116$; $\rho = 1000$ kg/m³

Ambient Temperature: 23.3°C Liquid Temperature: 22.5°C

Communication System: UID 0, LTE Band26 (0) Frequency: 822.5 MHz Duty Cycle: 1:1

Probe: EX3DV4 - SN7517 ConvF(9.7, 9.7, 9.7); Calibrated: 1/19/2022

Area Scan (81x151x1): Interpolated grid: dx=1.500 mm, dy=1.500 mm

Maximum value of SAR (interpolated) = 0.190 W/kg

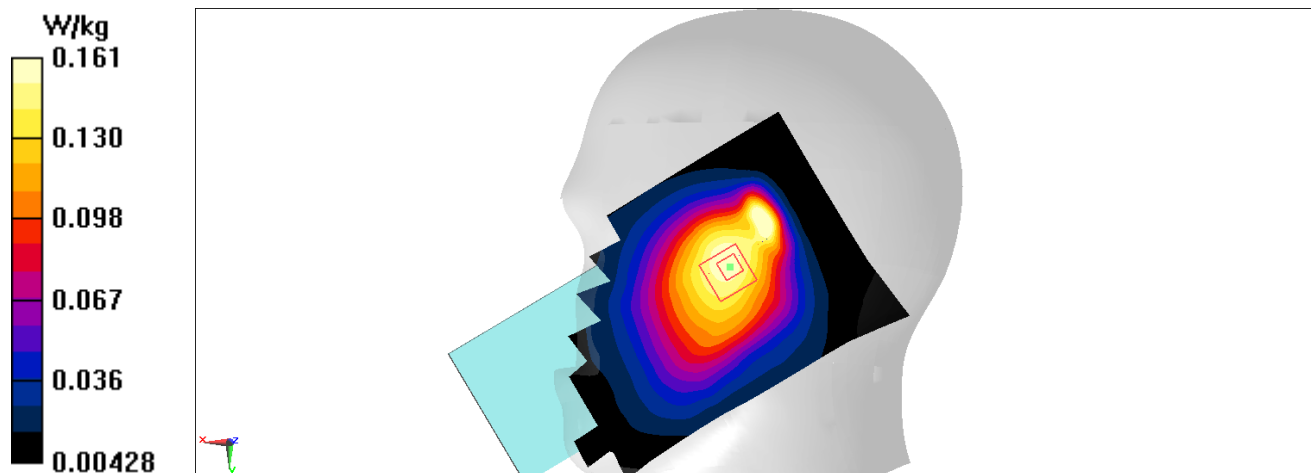
Zoom Scan (7x8x7)/Cube 0: Measurement grid: dx=8mm, dy=8mm, dz=5mm

Reference Value = 9.744 V/m; Power Drift = 0.08 dB

Peak SAR (extrapolated) = 0.208 W/kg

SAR(1 g) = 0.132 W/kg; SAR(10 g) = 0.101 W/kg

Maximum value of SAR (measured) = 0.161 W/kg



LTE Band41 PC2 Head

Date/Time: 5/10/2022

Electronics: DAE4 Sn1525

Medium: H700-6000M

Medium parameters used (interpolated): $f = 2593$ MHz; $\sigma = 1.966$ S/m; $\epsilon_r = 39.802$; $\rho = 1000$ kg/m³

Ambient Temperature: 23.3°C Liquid Temperature: 22.5°C

Communication System: UID 0, LTE Band41 PC2 (0) Frequency: 2593 MHz Duty Cycle: 1:2.30994

Probe: EX3DV4 - SN7517 ConvF(6.97, 6.97, 6.97); Calibrated: 1/19/2022

Area Scan (91x181x1): Interpolated grid: dx=1.200 mm, dy=1.200 mm

Maximum value of SAR (interpolated) = 1.41 W/kg


Zoom Scan (7x7x7)/Cube 0: Measurement grid: dx=5mm, dy=5mm, dz=5mm

Reference Value = 7.543 V/m; Power Drift = 0.07 dB

Peak SAR (extrapolated) = 2.30 W/kg

SAR(1 g) = 0.941 W/kg; SAR(10 g) = 0.369 W/kg

Maximum value of SAR (measured) = 1.79 W/kg



LTE Band41 PC3 Head

Date/Time: 5/10/2022

Electronics: DAE4 Sn1525

Medium: H700-6000M

Medium parameters used (interpolated): $f = 2593$ MHz; $\sigma = 1.966$ S/m; $\epsilon_r = 39.802$; $\rho = 1000$ kg/m³

Ambient Temperature: 23.3°C Liquid Temperature: 22.5°C

Communication System: UID 0, LTE Band41 (0) Frequency: 2593 MHz Duty Cycle: 1:1.5787

Probe: EX3DV4 - SN7517 ConvF(6.97, 6.97, 6.97); Calibrated: 1/19/2022

Area Scan (91x181x1): Interpolated grid: dx=1.200 mm, dy=1.200 mm

Maximum value of SAR (interpolated) = 1.06 W/kg

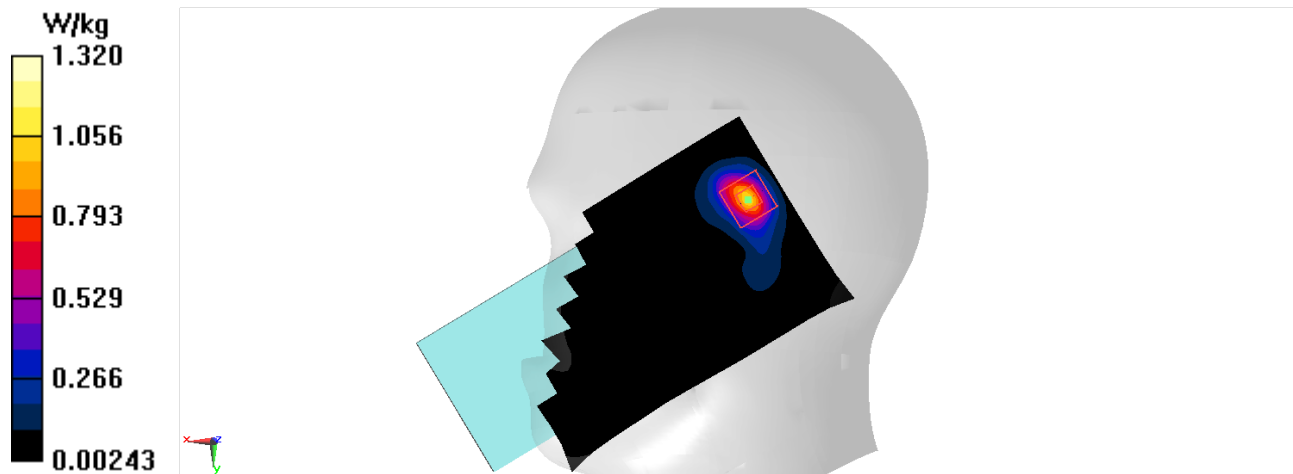
Zoom Scan (7x7x7)/Cube 0: Measurement grid: dx=5mm, dy=5mm, dz=5mm

Reference Value = 6.448 V/m; Power Drift = 0.15 dB

Peak SAR (extrapolated) = 1.70 W/kg

SAR(1 g) = 0.691 W/kg; SAR(10 g) = 0.270 W/kg

Maximum value of SAR (measured) = 1.32 W/kg



LTE Band66 Head

Date/Time: 4/30/2022

Electronics: DAE4 Sn1525

Medium: H700-6000M

Medium parameters used: $f = 1720$ MHz; $\sigma = 1.355$ S/m; $\epsilon_r = 41.111$; $\rho = 1000$ kg/m³

Ambient Temperature: 23.3°C Liquid Temperature: 22.5°C

Communication System: UID 0, LTE Band66 (0) Frequency: 1720 MHz Duty Cycle: 1:1

Probe: EX3DV4 - SN7517 ConvF(8.1, 8.1, 8.1); Calibrated: 1/19/2022

Area Scan (81x151x1): Interpolated grid: dx=1.500 mm, dy=1.500 mm

Maximum value of SAR (interpolated) = 0.295 W/kg

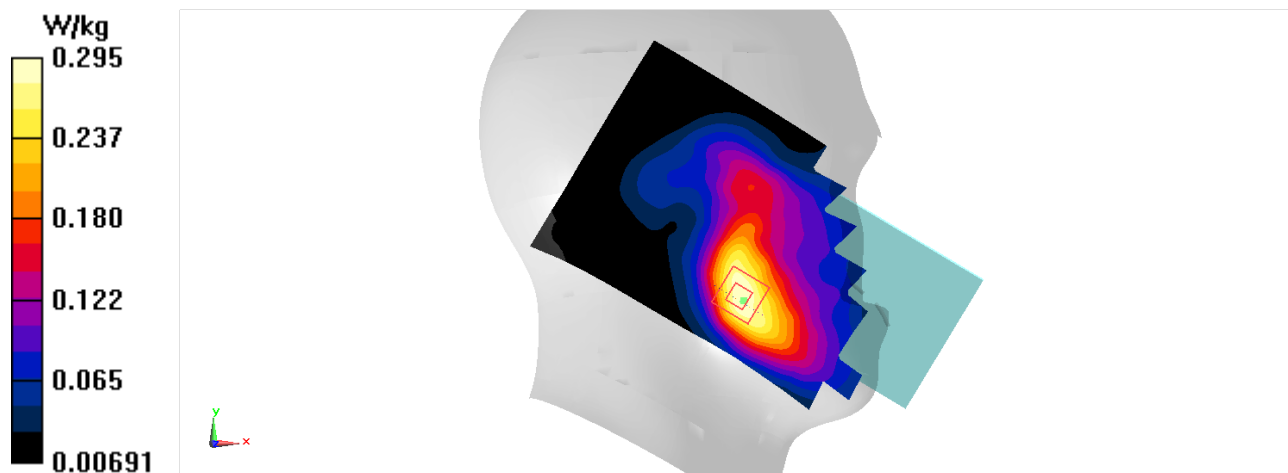
Zoom Scan (5x5x7)/Cube 0: Measurement grid: dx=8mm, dy=8mm, dz=5mm

Reference Value = 6.115 V/m; Power Drift = 0.04 dB

Peak SAR (extrapolated) = 0.338 W/kg

SAR(1 g) = 0.223 W/kg; SAR(10 g) = 0.149 W/kg

Maximum value of SAR (measured) = 0.295 W/kg



LTE Band71 Head

Date/Time: 4/23/2022

Electronics: DAE4 Sn1525

Medium: H700-6000M

Medium parameters used (extrapolated): $f = 683 \text{ MHz}$; $\sigma = 0.852 \text{ S/m}$; $\epsilon_r = 43.61$; $\rho = 1000 \text{ kg/m}^3$

Ambient Temperature: 23.3°C Liquid Temperature: 22.5°C

Communication System: UID 0, LTE Band71 (0) Frequency: 683 MHz Duty Cycle: 1:1

Probe: EX3DV4 - SN7517 ConvF(9.7, 9.7, 9.7); Calibrated: 1/19/2022

Area Scan (81x151x1): Interpolated grid: $dx=1.500 \text{ mm}$, $dy=1.500 \text{ mm}$

Maximum value of SAR (interpolated) = 0.0962 W/kg


Zoom Scan (7x10x7)/Cube 0: Measurement grid: $dx=8\text{mm}$, $dy=8\text{mm}$, $dz=5\text{mm}$

Reference Value = 7.209 V/m ; Power Drift = -0.15 dB

Peak SAR (extrapolated) = 0.116 W/kg

SAR(1 g) = 0.080 W/kg ; SAR(10 g) = 0.063 W/kg

Maximum value of SAR (measured) = 0.0953 W/kg



GSM850 Body

Date/Time: 4/24/2022

Electronics: DAE4 Sn1525

Medium: H700-6000M

Medium parameters used (interpolated): $f = 848.8$ MHz; $\sigma = 0.913$ S/m; $\epsilon_r = 43.054$; $\rho = 1000$ kg/m³

Ambient Temperature: 23.3°C Liquid Temperature: 22.5°C

Communication System: UID 0, GSM 850 Glass 12 (0) Frequency: 848.8 MHz Duty Cycle: 1:1.99986

Probe: EX3DV4 - SN7517 ConvF(9.7, 9.7, 9.7); Calibrated: 1/19/2022

Area Scan (81x151x1): Interpolated grid: dx=1.500 mm, dy=1.500 mm

Maximum value of SAR (interpolated) = 1.32 W/kg

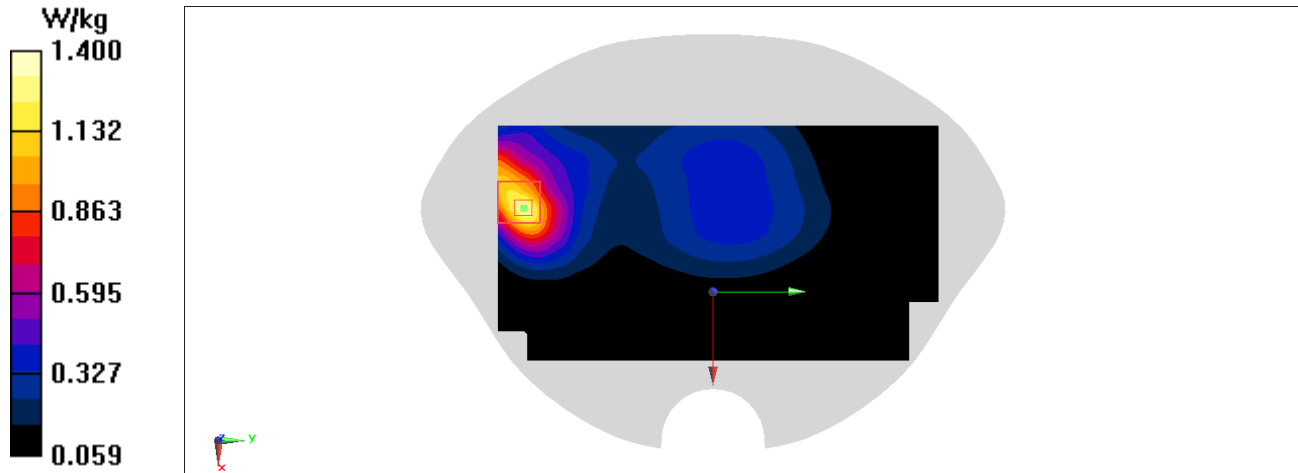
Zoom Scan (5x5x7)/Cube 0: Measurement grid: dx=8mm, dy=8mm, dz=5mm

Reference Value = 17.05 V/m; Power Drift = -0.03 dB

Peak SAR (extrapolated) = 1.74 W/kg

SAR(1 g) = 0.933 W/kg; SAR(10 g) = 0.536 W/kg

Maximum value of SAR (measured) = 1.40 W/kg



GSM1900 Body

Date/Time: 5/4/2022

Electronics: DAE4 Sn1525

Medium: H700-6000M

Medium parameters used (interpolated): $f = 1850.2$ MHz; $\sigma = 1.434$ S/m; $\epsilon_r = 40.843$; $\rho = 1000$ kg/m³

Ambient Temperature: 23.3°C Liquid Temperature: 22.5°C

Communication System: UID 0, GSM 1900 GPRS12 (0) Frequency: 1850.2 MHz Duty Cycle: 1:1.99986

Probe: EX3DV4 - SN7517 ConvF(7.74, 7.74, 7.74); Calibrated: 1/19/2022

Area Scan (81x151x1): Interpolated grid: dx=1.500 mm, dy=1.500 mm

Maximum value of SAR (interpolated) = 1.38 W/kg

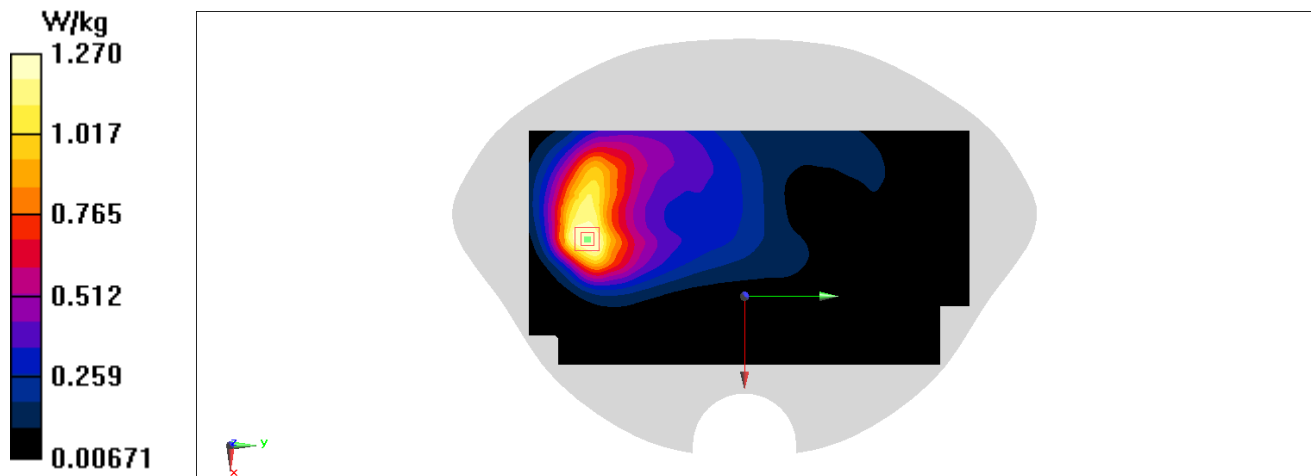
Zoom Scan (6x6x7)/Cube 0: Measurement grid: dx=8mm, dy=8mm, dz=5mm

Reference Value = 10.67 V/m; Power Drift = 0.11 dB

Peak SAR (extrapolated) = 1.63 W/kg

SAR(1 g) = 0.888 W/kg; SAR(10 g) = 0.525 W/kg

Maximum value of SAR (measured) = 1.27 W/kg



GSM1900 Body

Date/Time: 5/4/2022

Electronics: DAE4 Sn1525

Medium: H700-6000M

Medium parameters used (interpolated): $f = 1850.2$ MHz; $\sigma = 1.434$ S/m; $\epsilon_r = 40.843$; $\rho = 1000$ kg/m³

Ambient Temperature: 23.3°C Liquid Temperature: 22.5°C

Communication System: UID 0, GSM 1900 GPRS12 (0) Frequency: 1850.2 MHz Duty Cycle: 1:1.99986

Probe: EX3DV4 - SN7517 ConvF(7.74, 7.74, 7.74); Calibrated: 1/19/2022

Area Scan (81x151x1): Interpolated grid: dx=1.500 mm, dy=1.500 mm

Maximum value of SAR (interpolated) = 1.00 W/kg

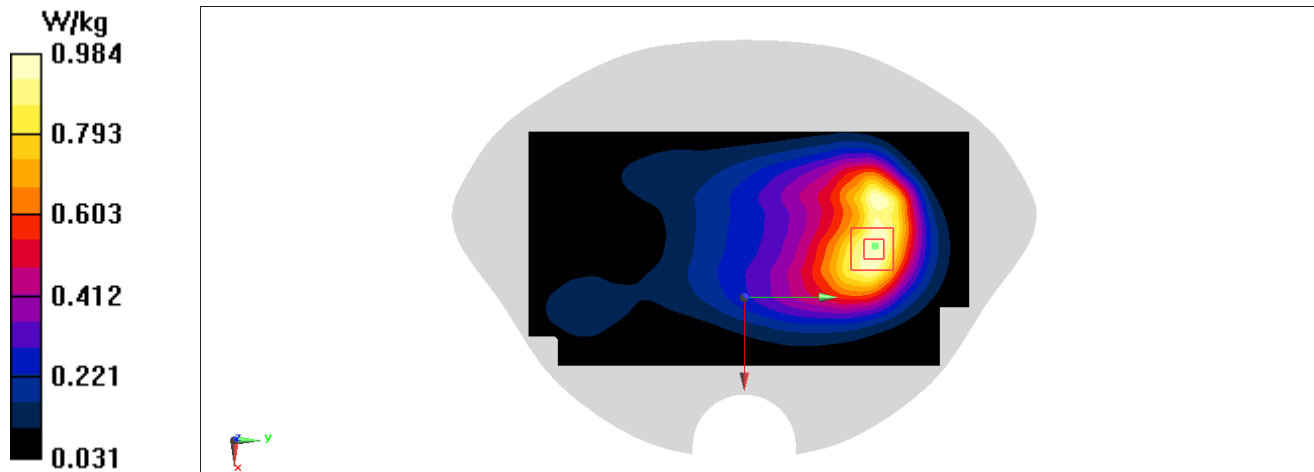
Zoom Scan (5x5x7)/Cube 0: Measurement grid: dx=8mm, dy=8mm, dz=5mm

Reference Value = 11.86 V/m; Power Drift = -0.08 dB

Peak SAR (extrapolated) = 1.15 W/kg

SAR(1 g) = 0.711 W/kg; SAR(10 g) = 0.449 W/kg

Maximum value of SAR (measured) = 0.984 W/kg



WCDMA1900 Body

Date/Time: 5/4/2022

Electronics: DAE4 Sn1525

Medium: H700-6000M

Medium parameters used: $f = 1880 \text{ MHz}$; $\sigma = 1.451 \text{ S/m}$; $\epsilon_r = 40.789$; $\rho = 1000 \text{ kg/m}^3$

Ambient Temperature: 23.3°C Liquid Temperature: 22.5°C

Communication System: UID 0, WCDMA 1900 (0) Frequency: 1880 MHz Duty Cycle: 1:1

Probe: EX3DV4 - SN7517 ConvF(7.74, 7.74, 7.74); Calibrated: 1/19/2022

Area Scan (81x151x1): Interpolated grid: $dx=1.500 \text{ mm}$, $dy=1.500 \text{ mm}$

Maximum value of SAR (interpolated) = 0.819 W/kg

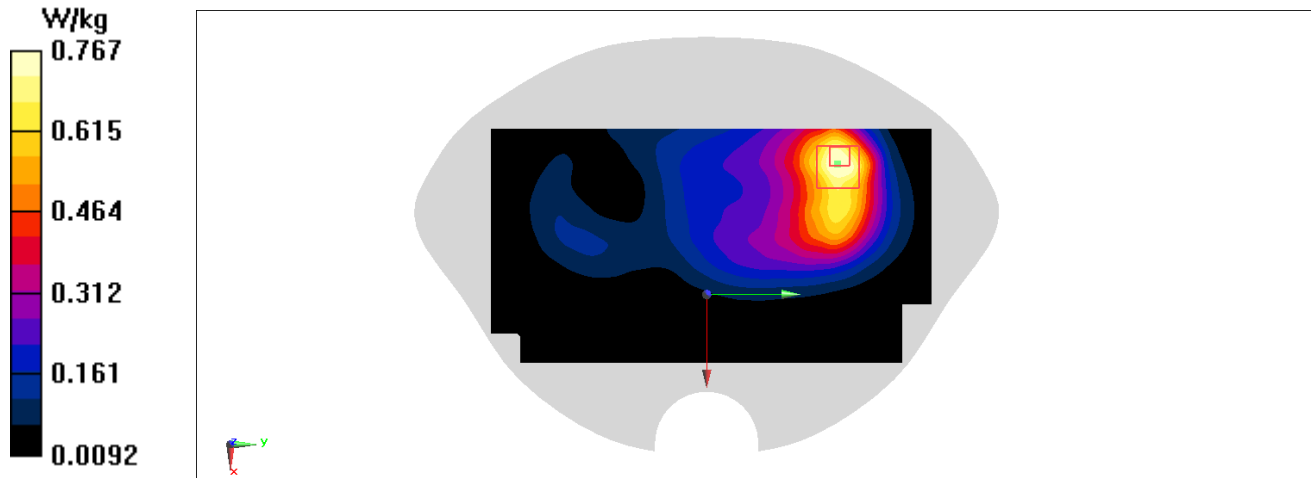
Zoom Scan (5x5x7)/Cube 0: Measurement grid: $dx=8\text{mm}$, $dy=8\text{mm}$, $dz=5\text{mm}$

Reference Value = 9.935 V/m ; Power Drift = 0.09 dB

Peak SAR (extrapolated) = 0.958 W/kg

SAR(1 g) = 0.531 W/kg ; SAR(10 g) = 0.319 W/kg

Maximum value of SAR (measured) = 0.767 W/kg



WCDMA1900 Body

Date/Time: 5/4/2022

Electronics: DAE4 Sn1525

Medium: H700-6000M

Medium parameters used (interpolated): $f = 1852.4$ MHz; $\sigma = 1.435$ S/m; $\epsilon_r = 40.839$; $\rho = 1000$ kg/m³

Ambient Temperature: 23.3°C Liquid Temperature: 22.5°C

Communication System: UID 0, WCDMA 1900 (0) Frequency: 1852.4 MHz Duty Cycle: 1:1

Probe: EX3DV4 - SN7517 ConvF(7.74, 7.74, 7.74); Calibrated: 1/19/2022

Area Scan (81x151x1): Interpolated grid: dx=1.500 mm, dy=1.500 mm

Maximum value of SAR (interpolated) = 0.921 W/kg

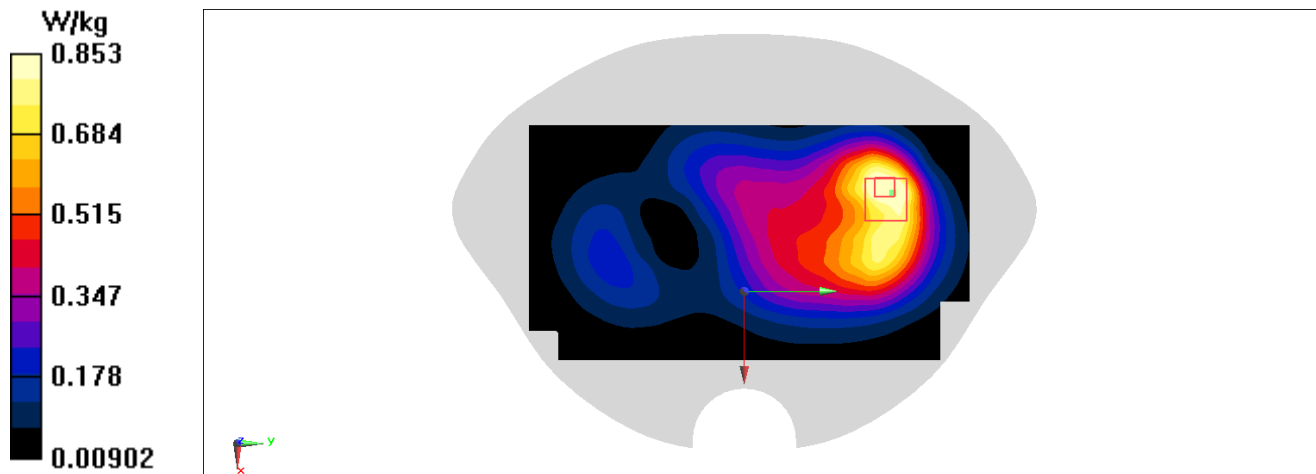
Zoom Scan (5x5x7)/Cube 0: Measurement grid: dx=8mm, dy=8mm, dz=5mm

Reference Value = 12.52 V/m; Power Drift = 0.17 dB

Peak SAR (extrapolated) = 1.06 W/kg

SAR(1 g) = 0.599 W/kg; SAR(10 g) = 0.365 W/kg

Maximum value of SAR (measured) = 0.853 W/kg



WCDMA1700

Date/Time: 4/30/2022

Electronics: DAE4 Sn1525

Medium: H700-6000M

Medium parameters used (interpolated): $f = 1752.6$ MHz; $\sigma = 1.375$ S/m; $\epsilon_r = 41.039$; $\rho = 1000$ kg/m³

Ambient Temperature: 23.3°C Liquid Temperature: 22.5°C

Communication System: UID 0, WCDMA 1700 Band4 (0) Frequency: 1752.6 MHz Duty Cycle: 1:1

Probe: EX3DV4 - SN7517 ConvF(8.1, 8.1, 8.1); Calibrated: 1/19/2022

Area Scan (81x151x1): Interpolated grid: dx=1.500 mm, dy=1.500 mm

Maximum value of SAR (interpolated) = 0.582 W/kg

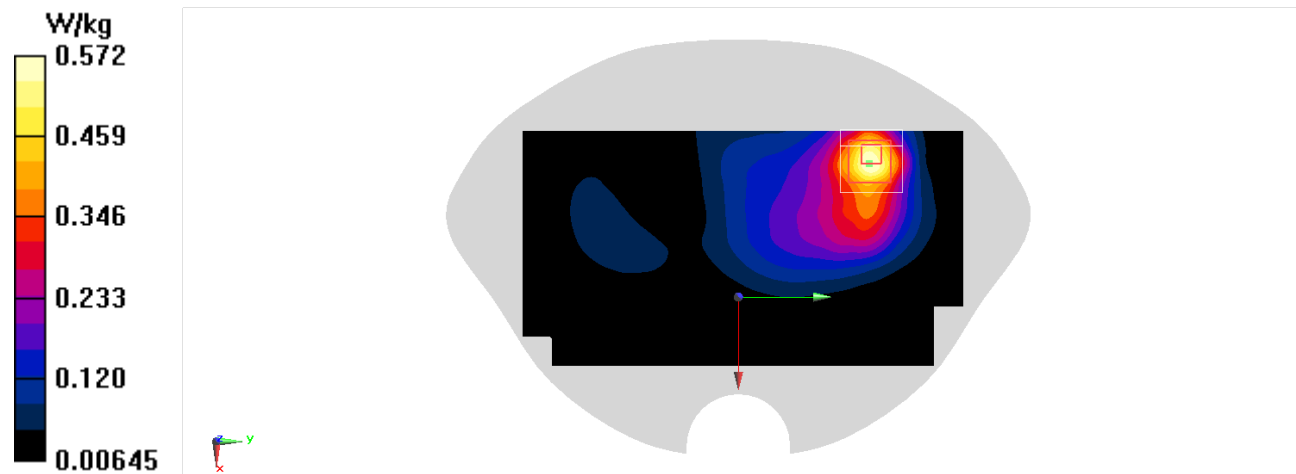
Zoom Scan (5x5x7)/Cube 0: Measurement grid: dx=8mm, dy=8mm, dz=5mm

Reference Value = 7.171 V/m; Power Drift = 0.18 dB

Peak SAR (extrapolated) = 0.746 W/kg

SAR(1 g) = 0.369 W/kg; SAR(10 g) = 0.222 W/kg

Maximum value of SAR (measured) = 0.572 W/kg



WCDMA1700 Body

Date/Time: 4/30/2022

Electronics: DAE4 Sn1525

Medium: H700-6000M

Medium parameters used (interpolated): $f = 1752.6$ MHz; $\sigma = 1.375$ S/m; $\epsilon_r = 41.039$; $\rho = 1000$ kg/m³

Ambient Temperature: 23.3°C Liquid Temperature: 22.5°C

Communication System: UID 0, WCDMA 1700 Band4 (0) Frequency: 1752.6 MHz Duty Cycle: 1:1

Probe: EX3DV4 - SN7517 ConvF(8.1, 8.1, 8.1); Calibrated: 1/19/2022

Area Scan (81x151x1): Interpolated grid: dx=1.500 mm, dy=1.500 mm

Maximum value of SAR (interpolated) = 0.614 W/kg

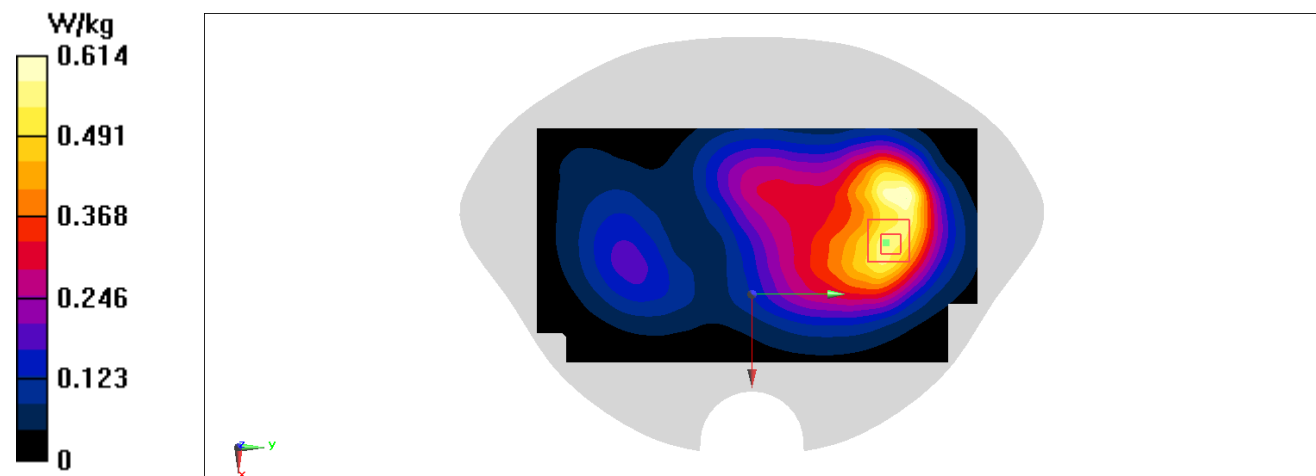
Zoom Scan (8x6x7)/Cube 0: Measurement grid: dx=8mm, dy=8mm, dz=5mm

Reference Value = 9.651 V/m; Power Drift = 0.01 dB

Peak SAR (extrapolated) = 0.682 W/kg

SAR(1 g) = 0.403 W/kg; SAR(10 g) = 0.261 W/kg

Maximum value of SAR (measured) = 0.557 W/kg



WCDMA850Body

Date/Time: 4/26/2022

Electronics: DAE4 Sn1525

Medium: H700-6000M

Medium parameters used (interpolated): $f = 836.6$ MHz; $\sigma = 0.909$ S/m; $\epsilon_r = 43.069$; $\rho = 1000$ kg/m³

Ambient Temperature: 23.3°C Liquid Temperature: 22.5°C

Communication System: UID 0, WCDMA 850 (0) Frequency: 836.6 MHz Duty Cycle: 1:1

Probe: EX3DV4 - SN7517 ConvF(9.7, 9.7, 9.7); Calibrated: 1/19/2022

Area Scan (81x151x1): Interpolated grid: dx=1.500 mm, dy=1.500 mm

Maximum value of SAR (interpolated) = 0.625 W/kg

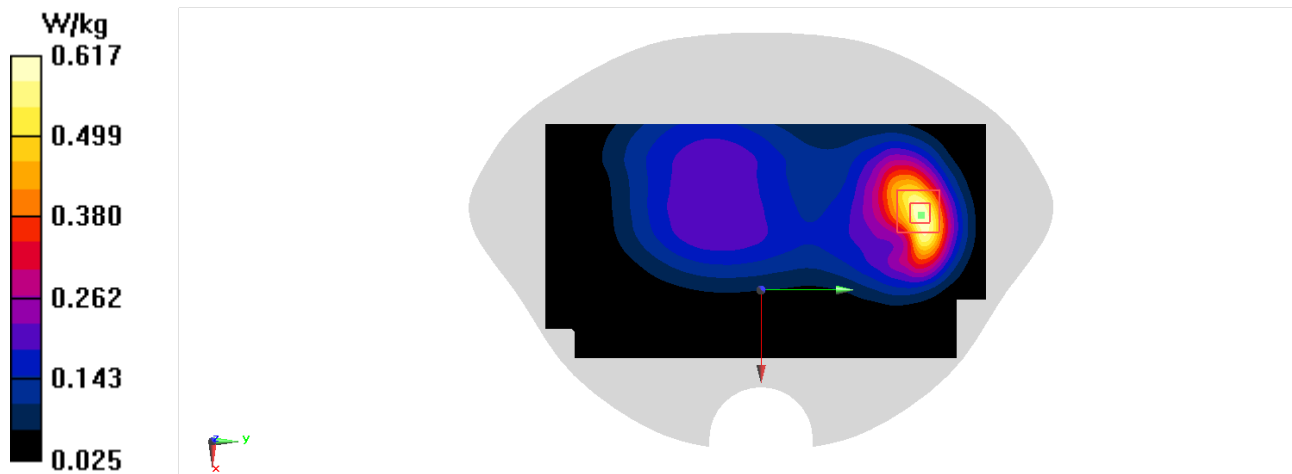
Zoom Scan (5x5x7)/Cube 0: Measurement grid: dx=8mm, dy=8mm, dz=5mm

Reference Value = 12.67 V/m; Power Drift = 0.15 dB

Peak SAR (extrapolated) = 0.765 W/kg

SAR(1 g) = 0.419 W/kg; SAR(10 g) = 0.247 W/kg

Maximum value of SAR (measured) = 0.617 W/kg



LTEB7 Body

Date/Time: 5/10/2022

Electronics: DAE4 Sn1525

Medium: H700-6000M

Medium parameters used: $f = 2510 \text{ MHz}$; $\sigma = 1.895 \text{ S/m}$; $\epsilon_r = 39.905$; $\rho = 1000 \text{ kg/m}^3$

Ambient Temperature: 23.3°C Liquid Temperature: 22.5°C

Communication System: UID 0, LTE Band7-20M (0) Frequency: 2510 MHz Duty Cycle: 1:1

Probe: EX3DV4 - SN7517 ConvF(7.16, 7.16, 7.16); Calibrated: 1/19/2022

Area Scan (101x191x1): Interpolated grid: $dx=1.200 \text{ mm}$, $dy=1.200 \text{ mm}$

Maximum value of SAR (interpolated) = 0.460 W/kg

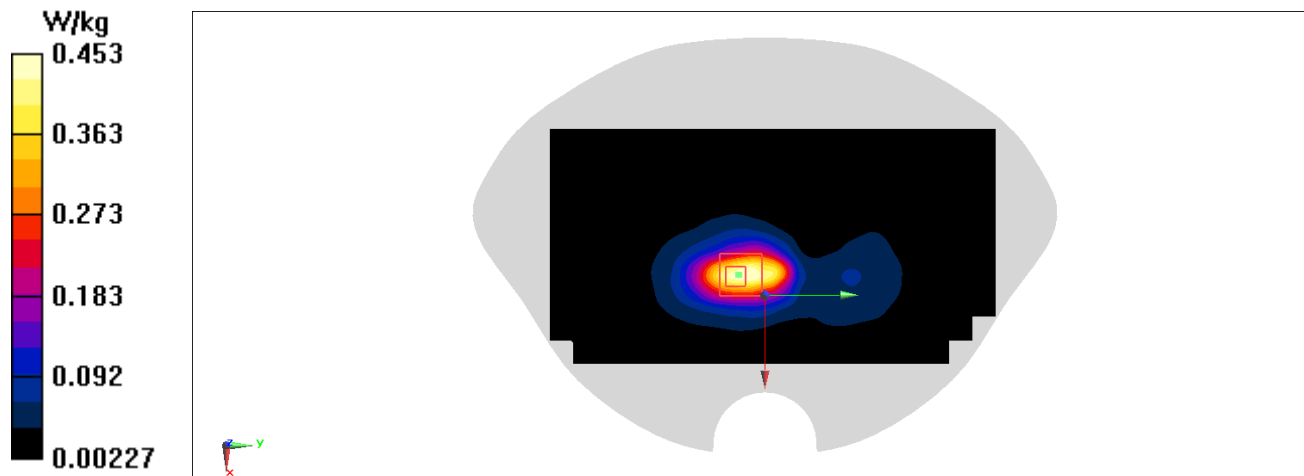
Zoom Scan (7x8x7)/Cube 0: Measurement grid: $dx=5\text{mm}$, $dy=5\text{mm}$, $dz=5\text{mm}$

Reference Value = 7.650 V/m ; Power Drift = -0.07 dB

Peak SAR (extrapolated) = 0.558 W/kg

SAR(1 g) = 0.288 W/kg ; SAR(10 g) = 0.144 W/kg

Maximum value of SAR (measured) = 0.453 W/kg



LTEB7 Body

Date/Time: 5/10/2022

Electronics: DAE4 Sn1525

Medium: H700-6000M

Medium parameters used: $f = 2560$ MHz; $\sigma = 1.939$ S/m; $\epsilon_r = 39.842$; $\rho = 1000$ kg/m³

Ambient Temperature: 23.3°C Liquid Temperature: 22.5°C

Communication System: UID 0, LTE Band7-20M (0) Frequency: 2560 MHz Duty Cycle: 1:1

Probe: EX3DV4 - SN7517 ConvF(6.97, 6.97, 6.97); Calibrated: 1/19/2022

Area Scan (101x191x1): Interpolated grid: dx=1.200 mm, dy=1.200 mm

Maximum value of SAR (interpolated) = 0.322 W/kg

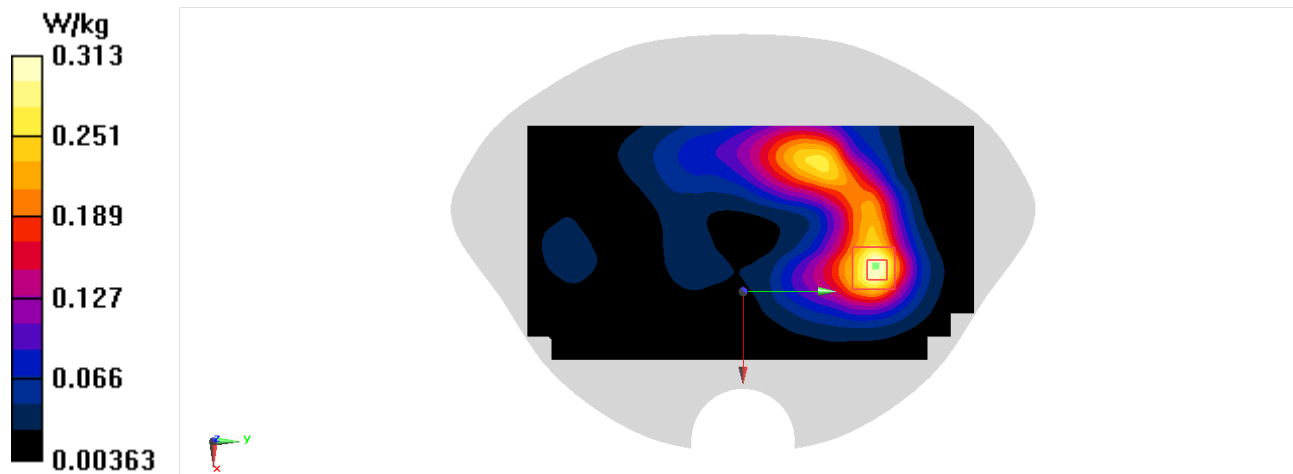
Zoom Scan (7x7x7)/Cube 0: Measurement grid: dx=5mm, dy=5mm, dz=5mm

Reference Value = 2.048 V/m; Power Drift = 0.08 dB

Peak SAR (extrapolated) = 0.386 W/kg

SAR(1 g) = 0.203 W/kg; SAR(10 g) = 0.108 W/kg

Maximum value of SAR (measured) = 0.313 W/kg



LTEB12 Body

Date/Time: 4/23/2022

Electronics: DAE4 Sn1525

Medium: H700-6000M

Medium parameters used (interpolated): $f = 704 \text{ MHz}$; $\sigma = 0.86 \text{ S/m}$; $\epsilon_r = 43.534$; $\rho = 1000 \text{ kg/m}^3$

Ambient Temperature: 23.3°C Liquid Temperature: 22.5°C

Communication System: UID 0, LTE Band12 (0) Frequency: 704 MHz Duty Cycle: 1:1

Probe: EX3DV4 - SN7517 ConvF(9.7, 9.7, 9.7); Calibrated: 1/19/2022

Area Scan (81x151x1): Interpolated grid: $dx=1.500 \text{ mm}$, $dy=1.500 \text{ mm}$

Maximum value of SAR (interpolated) = 0.368 W/kg

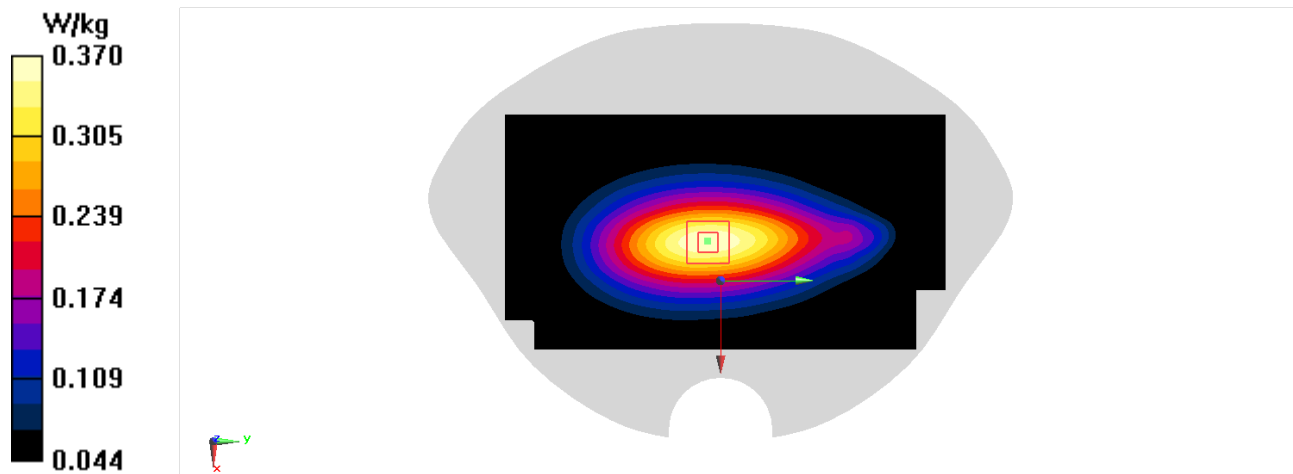
Zoom Scan (5x5x7)/Cube 0: Measurement grid: $dx=8\text{mm}$, $dy=8\text{mm}$, $dz=5\text{mm}$

Reference Value = 17.91 V/m ; Power Drift = -0.11 dB

Peak SAR (extrapolated) = 0.429 W/kg

SAR(1 g) = 0.280 W/kg ; SAR(10 g) = 0.195 W/kg

Maximum value of SAR (measured) = 0.370 W/kg



LTEB13 Body

Date/Time: 4/23/2022

Electronics: DAE4 Sn1525

Medium: H700-6000M

Medium parameters used (interpolated): $f = 782 \text{ MHz}$; $\sigma = 0.89 \text{ S/m}$; $\epsilon_r = 43.251$; $\rho = 1000 \text{ kg/m}^3$

Ambient Temperature: 23.3°C Liquid Temperature: 22.5°C

Communication System: UID 0, LTE Band13 (0) Frequency: 782 MHz Duty Cycle: 1:1

Probe: EX3DV4 - SN7517 ConvF(9.7, 9.7, 9.7); Calibrated: 1/19/2022

Area Scan (81x151x1): Interpolated grid: $dx=1.500 \text{ mm}$, $dy=1.500 \text{ mm}$

Maximum value of SAR (interpolated) = 0.315 W/kg

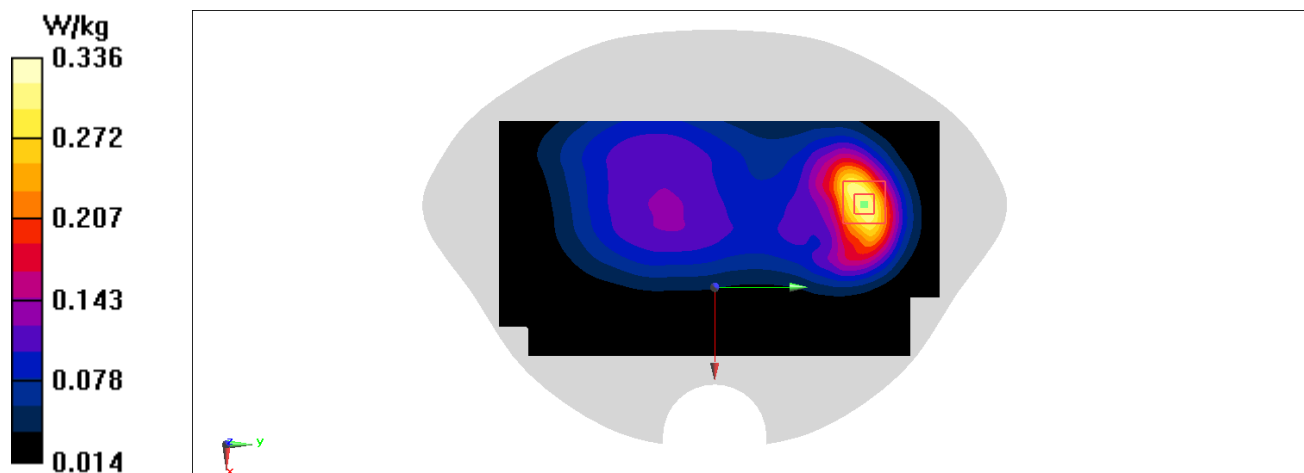
Zoom Scan (6x5x7)/Cube 0: Measurement grid: $dx=8\text{mm}$, $dy=8\text{mm}$, $dz=5\text{mm}$

Reference Value = 9.872 V/m ; Power Drift = -0.19 dB

Peak SAR (extrapolated) = 0.412 W/kg

SAR(1 g) = 0.222 W/kg ; SAR(10 g) = 0.129 W/kg

Maximum value of SAR (measured) = 0.336 W/kg



LTEB25 Body

Date/Time: 5/4/2022

Electronics: DAE4 Sn1525

Medium: H700-6000M

Medium parameters used (interpolated): $f = 1882.5$ MHz; $\sigma = 1.452$ S/m; $\epsilon_r = 40.786$; $\rho = 1000$ kg/m³

Ambient Temperature: 23.3°C Liquid Temperature: 22.5°C

Communication System: UID 0, LTE Band25 (0) Frequency: 1882.5 MHz Duty Cycle: 1:1

Probe: EX3DV4 - SN7517 ConvF(7.74, 7.74, 7.74); Calibrated: 1/19/2022

Area Scan (81x151x1): Interpolated grid: dx=1.500 mm, dy=1.500 mm

Maximum value of SAR (interpolated) = 0.888 W/kg

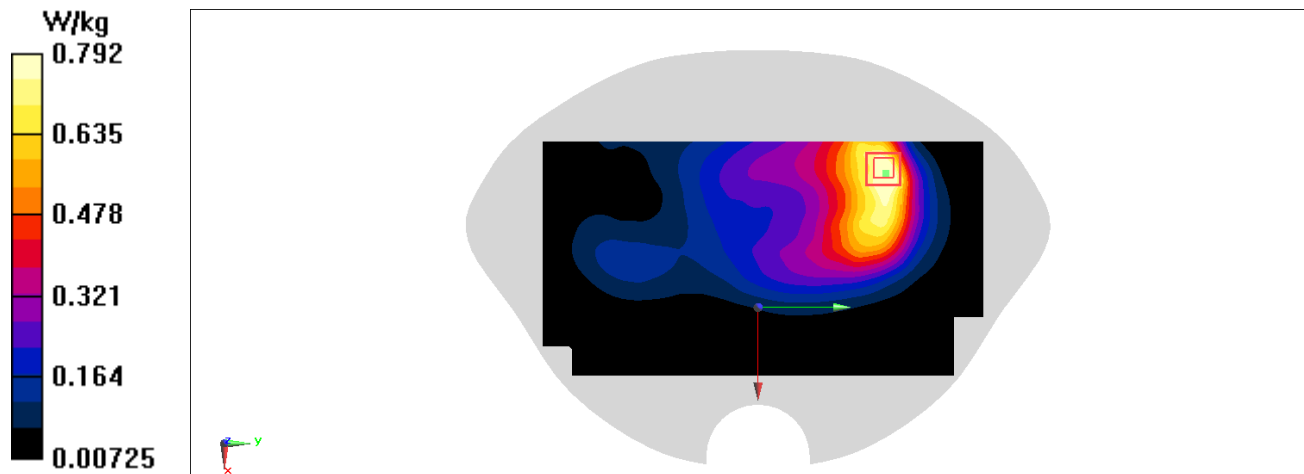
Zoom Scan (7x6x7)/Cube 0: Measurement grid: dx=8mm, dy=8mm, dz=5mm

Reference Value = 10.94 V/m; Power Drift = -0.01 dB

Peak SAR (extrapolated) = 1.02 W/kg

SAR(1 g) = 0.544 W/kg; SAR(10 g) = 0.330 W/kg

Maximum value of SAR (measured) = 0.792 W/kg



LTEB25 Body

Date/Time: 5/4/2022

Electronics: DAE4 Sn1525

Medium: H700-6000M

Medium parameters used (interpolated): $f = 1882.5$ MHz; $\sigma = 1.452$ S/m; $\epsilon_r = 40.786$; $\rho = 1000$ kg/m³

Ambient Temperature: 23.3°C Liquid Temperature: 22.5°C

Communication System: UID 0, LTE Band25 (0) Frequency: 1882.5 MHz Duty Cycle: 1:1

Probe: EX3DV4 - SN7517 ConvF(7.74, 7.74, 7.74); Calibrated: 1/19/2022

Area Scan (81x151x1): Interpolated grid: dx=1.500 mm, dy=1.500 mm

Maximum value of SAR (interpolated) = 1.34 W/kg

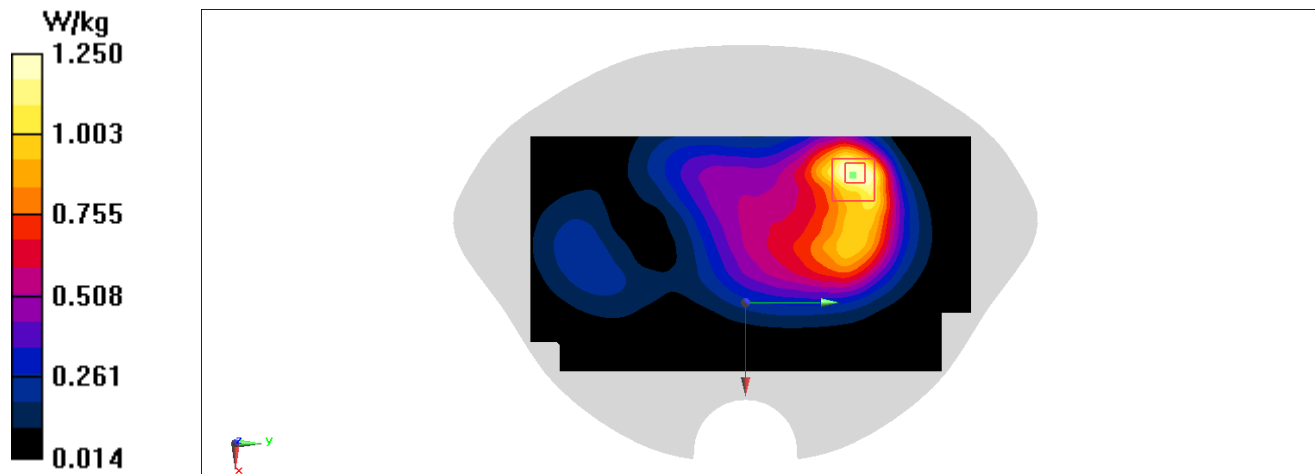
Zoom Scan (5x5x7)/Cube 0: Measurement grid: dx=8mm, dy=8mm, dz=5mm

Reference Value = 16.04 V/m; Power Drift = 0.12 dB

Peak SAR (extrapolated) = 1.51 W/kg

SAR(1 g) = 0.831 W/kg; SAR(10 g) = 0.484 W/kg

Maximum value of SAR (measured) = 1.25 W/kg



LTEB26 Body

Date/Time: 4/26/2022

Electronics: DAE4 Sn1525

Medium: H700-6000M

Medium parameters used (interpolated): $f = 822.5$ MHz; $\sigma = 0.904$ S/m; $\epsilon_r = 43.116$; $\rho = 1000$ kg/m³

Ambient Temperature: 23.3°C Liquid Temperature: 22.5°C

Communication System: UID 0, LTE Band26 (0) Frequency: 822.5 MHz Duty Cycle: 1:1

Probe: EX3DV4 - SN7517 ConvF(9.7, 9.7, 9.7); Calibrated: 1/19/2022

Area Scan (81x151x1): Interpolated grid: dx=1.500 mm, dy=1.500 mm

Maximum value of SAR (interpolated) = 0.622 W/kg

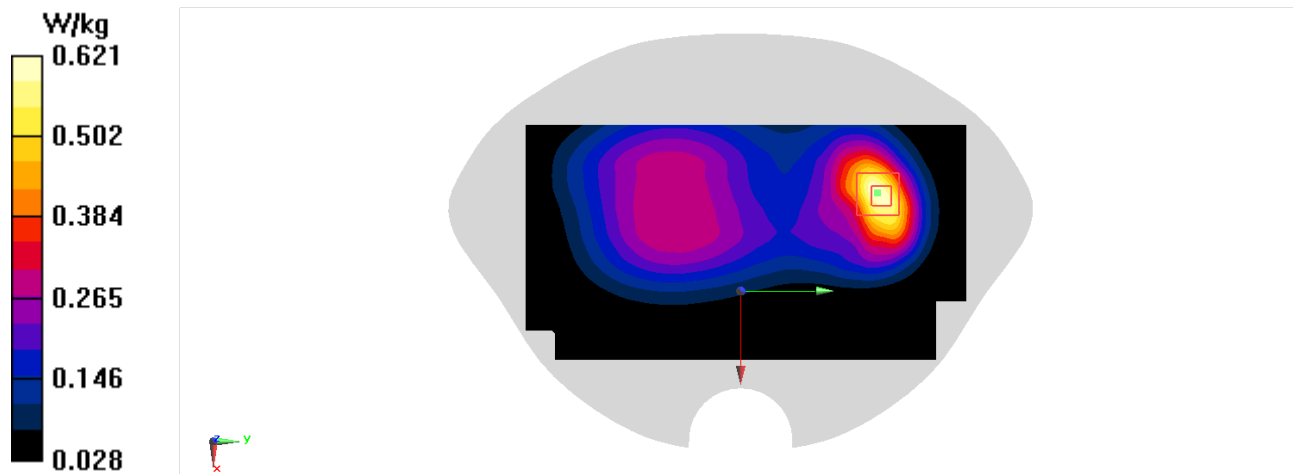
Zoom Scan (5x5x7)/Cube 0: Measurement grid: dx=8mm, dy=8mm, dz=5mm

Reference Value = 14.02 V/m; Power Drift = 0.03 dB

Peak SAR (extrapolated) = 0.767 W/kg

SAR(1 g) = 0.424 W/kg; SAR(10 g) = 0.251 W/kg

Maximum value of SAR (measured) = 0.621 W/kg



LTEB41(PC2) Body

Date/Time: 5/10/2022

Electronics: DAE4 Sn1525

Medium: H700-6000M

Medium parameters used (interpolated): $f = 2593$ MHz; $\sigma = 1.966$ S/m; $\epsilon_r = 39.802$; $\rho = 1000$ kg/m³

Ambient Temperature: 23.3°C Liquid Temperature: 22.5°C

Communication System: UID 0, LTE Band41 PC2 (0) Frequency: 2593 MHz Duty Cycle: 1:2.30994

Probe: EX3DV4 - SN7517 ConvF(6.97, 6.97, 6.97); Calibrated: 1/19/2022

Area Scan (101x191x1): Interpolated grid: dx=1.200 mm, dy=1.200 mm

Maximum value of SAR (interpolated) = 1.25 W/kg

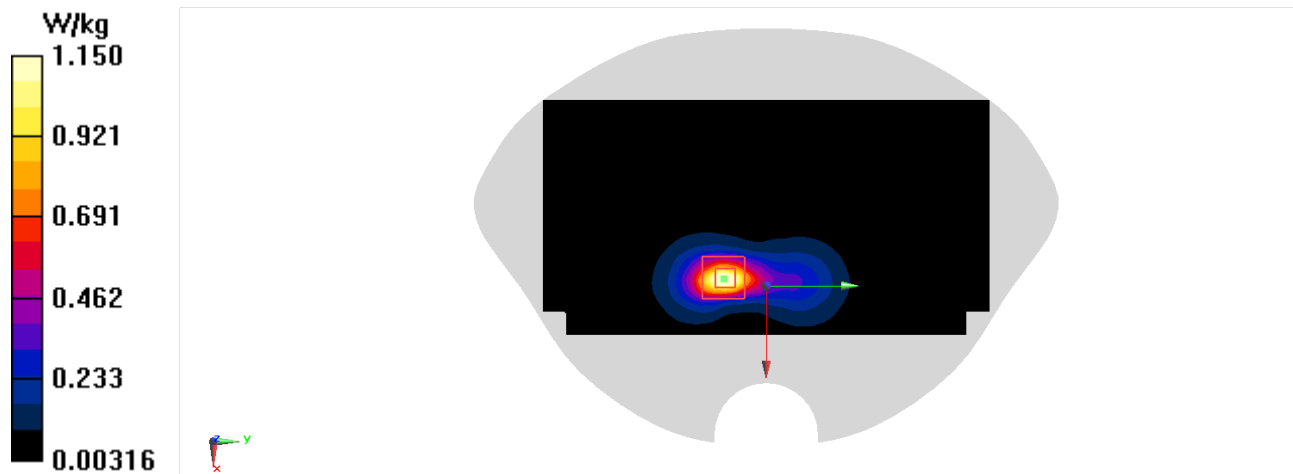
Zoom Scan (8x8x7)/Cube 0: Measurement grid: dx=5mm, dy=5mm, dz=5mm

Reference Value = 4.929 V/m; Power Drift = -0.04 dB

Peak SAR (extrapolated) = 1.43 W/kg

SAR(1 g) = 0.678 W/kg; SAR(10 g) = 0.300 W/kg

Maximum value of SAR (measured) = 1.15 W/kg



LTEB41 PC2 Body

Date/Time: 5/10/2022

Electronics: DAE4 Sn1525

Medium: H700-6000M

Medium parameters used (interpolated): $f = 2593$ MHz; $\sigma = 1.966$ S/m; $\epsilon_r = 39.802$; $\rho = 1000$ kg/m³

Ambient Temperature: 23.3°C Liquid Temperature: 22.5°C

Communication System: UID 0, LTE Band41 PC2 (0) Frequency: 2593 MHz Duty Cycle: 1:2.30994

Probe: EX3DV4 - SN7517 ConvF(6.97, 6.97, 6.97); Calibrated: 1/19/2022

Area Scan (101x191x1): Interpolated grid: dx=1.200 mm, dy=1.200 mm

Maximum value of SAR (interpolated) = 0.539 W/kg

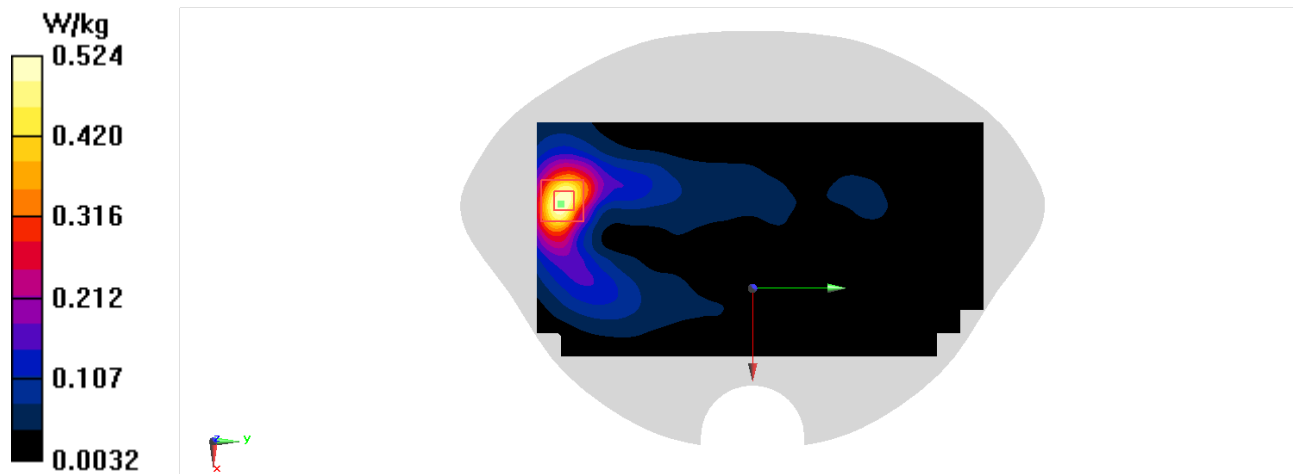
Body/Rear 15mm 1-Middle/Zoom Scan (7x7x7)/Cube 0: Measurement grid: dx=5mm, dy=5mm, dz=5mm

Reference Value = 2.476 V/m; Power Drift = 0.02 dB

Peak SAR (extrapolated) = 0.651 W/kg

SAR(1 g) = 0.339 W/kg; SAR(10 g) = 0.168 W/kg

Maximum value of SAR (measured) = 0.524 W/kg



LTEB41(PC3) Body

Date/Time: 5/10/2022

Electronics: DAE4 Sn1525

Medium: H700-6000M

Medium parameters used (interpolated): $f = 2593$ MHz; $\sigma = 1.966$ S/m; $\epsilon_r = 39.802$; $\rho = 1000$ kg/m³

Ambient Temperature: 23.3°C Liquid Temperature: 22.5°C

Communication System: UID 0, LTE Band41 PC2 (0) Frequency: 2593 MHz Duty Cycle: 1:1.58

Probe: EX3DV4 - SN7517 ConvF(6.97, 6.97, 6.97); Calibrated: 1/19/2022

Area Scan (101x191x1): Interpolated grid: dx=1.200 mm, dy=1.200 mm

Maximum value of SAR (interpolated) = 0.927 W/kg

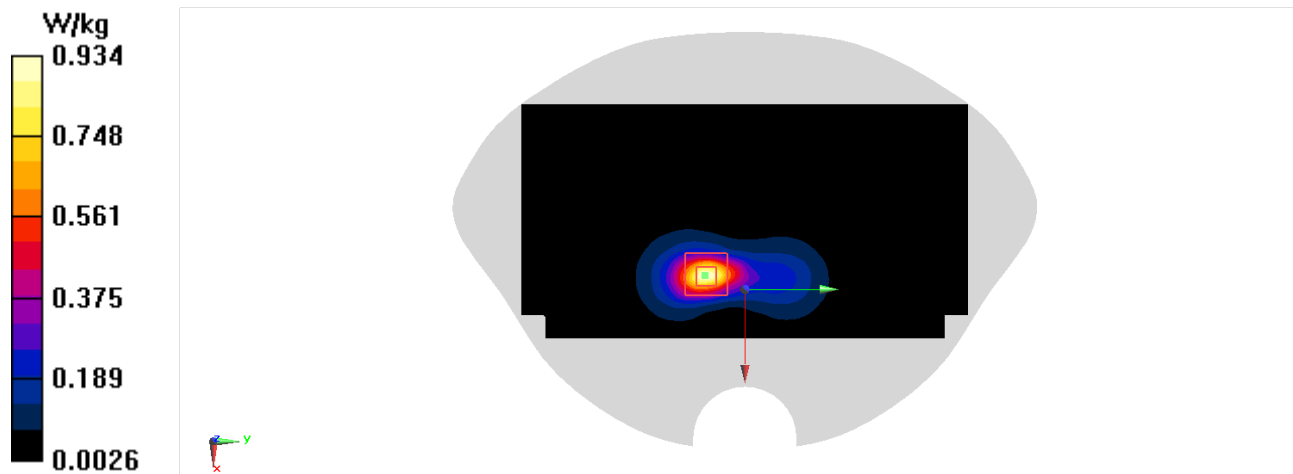
Zoom Scan (8x8x7)/Cube 0: Measurement grid: dx=5mm, dy=5mm, dz=5mm

Reference Value = 4.891 V/m; Power Drift = -0.04 dB

Peak SAR (extrapolated) = 1.17 W/kg

SAR(1 g) = 0.546 W/kg; SAR(10 g) = 0.240 W/kg

Maximum value of SAR (measured) = 0.934 W/kg



LTEB41 PC3 Body

Date/Time: 5/10/2022

Electronics: DAE4 Sn1525

Medium: H700-6000M

Medium parameters used (interpolated): $f = 2593$ MHz; $\sigma = 1.966$ S/m; $\epsilon_r = 39.802$; $\rho = 1000$ kg/m³

Ambient Temperature: 23.3°C Liquid Temperature: 22.5°C

Communication System: UID 0, LTE Band41 (0) Frequency: 2593 MHz Duty Cycle: 1:1.58

Probe: EX3DV4 - SN7517 ConvF(6.97, 6.97, 6.97); Calibrated: 1/19/2022

Area Scan (101x191x1): Interpolated grid: dx=1.200 mm, dy=1.200 mm

Maximum value of SAR (interpolated) = 0.391 W/kg

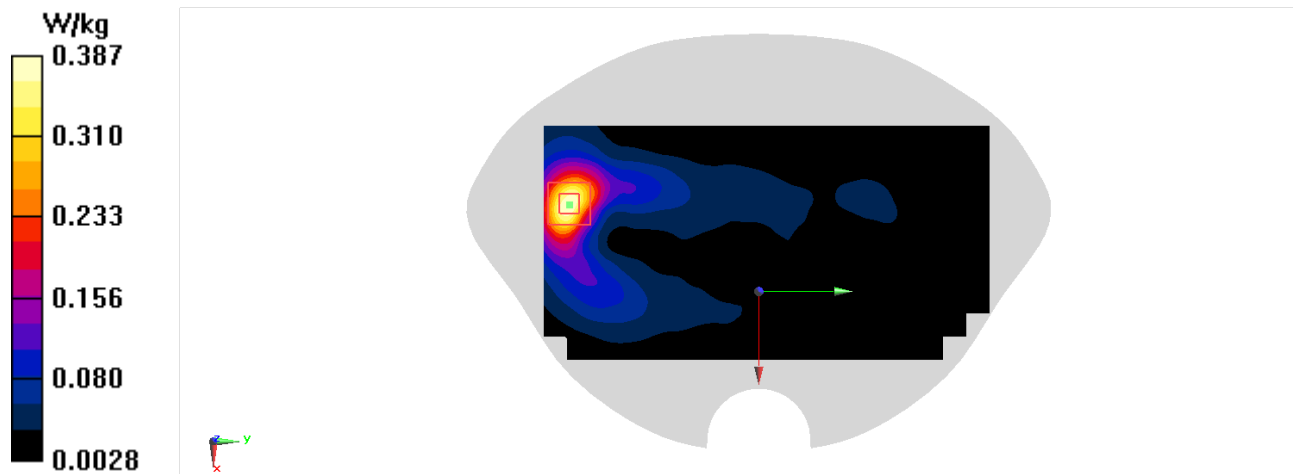
Zoom Scan (7x7x7)/Cube 0: Measurement grid: dx=5mm, dy=5mm, dz=5mm

Reference Value = 2.239 V/m; Power Drift = 0.09 dB

Peak SAR (extrapolated) = 0.471 W/kg

SAR(1 g) = 0.246 W/kg; SAR(10 g) = 0.122 W/kg

Maximum value of SAR (measured) = 0.387 W/kg



LTEB66 Body

Date/Time: 4/30/2022

Electronics: DAE4 Sn1525

Medium: H700-6000M

Medium parameters used: $f = 1720 \text{ MHz}$; $\sigma = 1.355 \text{ S/m}$; $\epsilon_r = 41.111$; $\rho = 1000 \text{ kg/m}^3$

Ambient Temperature: 23.3°C Liquid Temperature: 22.5°C

Communication System: UID 0, LTE Band66 (0) Frequency: 1720 MHz Duty Cycle: 1:1

Probe: EX3DV4 - SN7517 ConvF(8.1, 8.1, 8.1); Calibrated: 1/19/2022

Area Scan (81x151x1): Interpolated grid: $dx=1.500 \text{ mm}$, $dy=1.500 \text{ mm}$

Maximum value of SAR (interpolated) = 0.564 W/kg

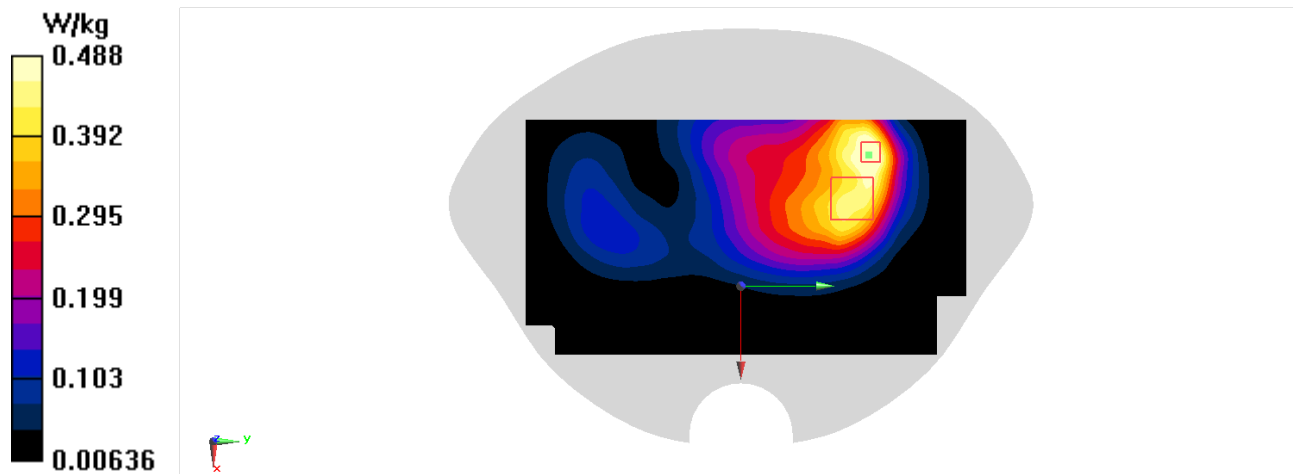
Zoom Scan (8x6x7)/Cube 0: Measurement grid: $dx=8\text{mm}$, $dy=8\text{mm}$, $dz=5\text{mm}$

Reference Value = 9.725 V/m ; Power Drift = 0.10 dB

Peak SAR (extrapolated) = 0.617 W/kg

SAR(1 g) = 0.343 W/kg ; SAR(10 g) = 0.217 W/kg

Maximum value of SAR (measured) = 0.488 W/kg



LTEB66 Body

Date/Time: 4/30/2022

Electronics: DAE4 Sn1525

Medium: H700-6000M

Medium parameters used: $f = 1720 \text{ MHz}$; $\sigma = 1.355 \text{ S/m}$; $\epsilon_r = 41.111$; $\rho = 1000 \text{ kg/m}^3$

Ambient Temperature: 23.3°C Liquid Temperature: 22.5°C

Communication System: UID 0, LTE Band66 (0) Frequency: 1720 MHz Duty Cycle: 1:1

Probe: EX3DV4 - SN7517 ConvF(8.1, 8.1, 8.1); Calibrated: 1/19/2022

Area Scan (81x151x1): Interpolated grid: $dx=1.500 \text{ mm}$, $dy=1.500 \text{ mm}$

Maximum value of SAR (interpolated) = 0.526 W/kg

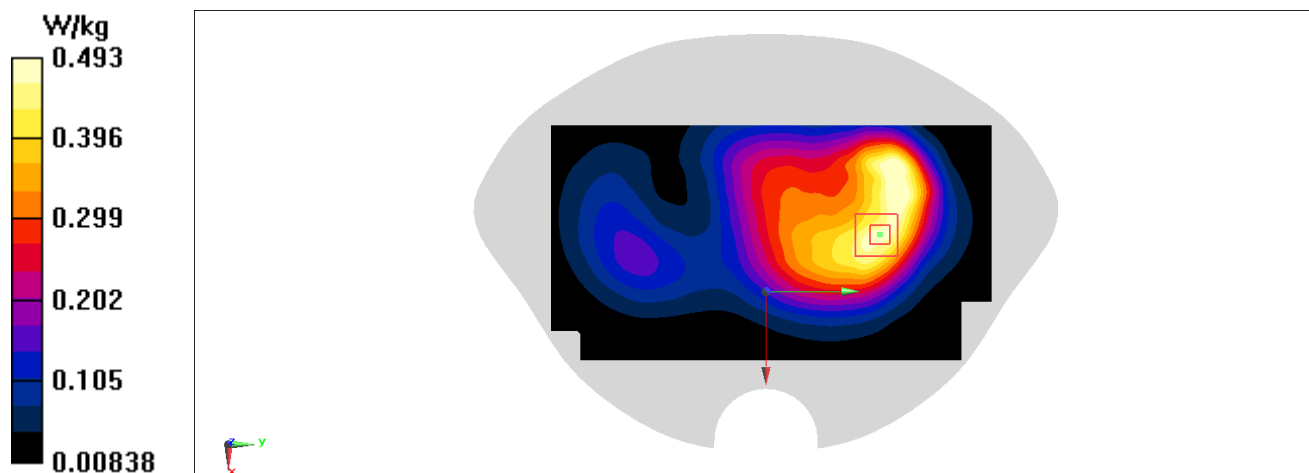
Zoom Scan (8x7x7)/Cube 0: Measurement grid: $dx=8\text{mm}$, $dy=8\text{mm}$, $dz=5\text{mm}$

Reference Value = 11.96 V/m ; Power Drift = 0.04 dB

Peak SAR (extrapolated) = 0.600 W/kg

SAR(1 g) = 0.346 W/kg ; SAR(10 g) = 0.224 W/kg

Maximum value of SAR (measured) = 0.493 W/kg



LTEB71 Body

Date/Time: 4/23/2022

Electronics: DAE4 Sn1525

Medium: H700-6000M

Medium parameters used (extrapolated): $f = 683 \text{ MHz}$; $\sigma = 0.852 \text{ S/m}$; $\epsilon_r = 43.61$; $\rho = 1000 \text{ kg/m}^3$

Ambient Temperature: 23.3°C Liquid Temperature: 22.5°C

Communication System: UID 0, LTE Band71 (0) Frequency: 683 MHz Duty Cycle: 1:1

Probe: EX3DV4 - SN7517 ConvF(9.7, 9.7, 9.7); Calibrated: 1/19/2022

Area Scan (81x151x1): Interpolated grid: $dx=1.500 \text{ mm}$, $dy=1.500 \text{ mm}$

Maximum value of SAR (interpolated) = 0.400 W/kg

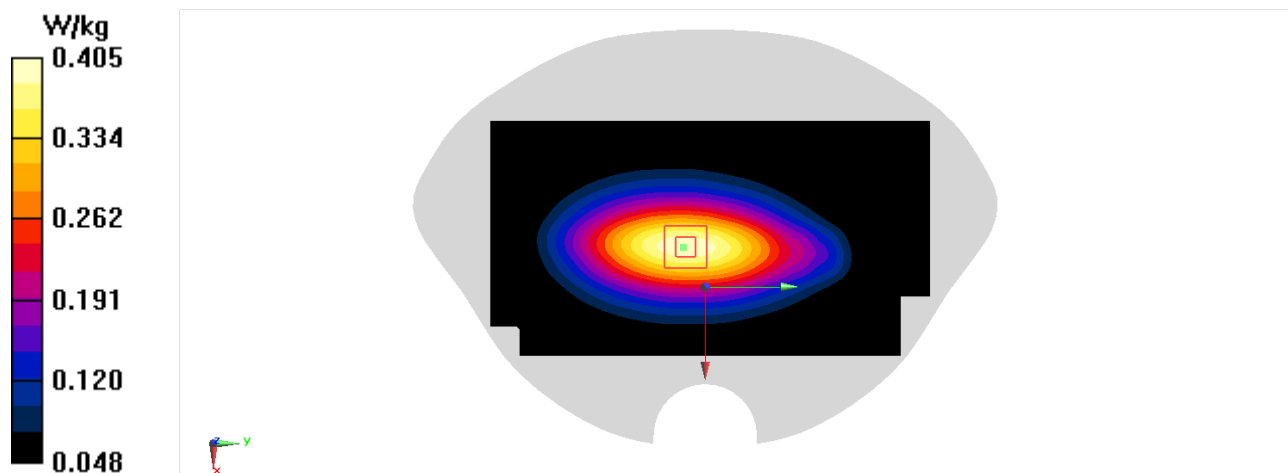
Zoom Scan (5x5x7)/Cube 0: Measurement grid: $dx=8\text{mm}$, $dy=8\text{mm}$, $dz=5\text{mm}$

Reference Value = 18.70 V/m ; Power Drift = -0.13 dB

Peak SAR (extrapolated) = 0.467 W/kg

SAR(1 g) = 0.307 W/kg ; SAR(10 g) = 0.214 W/kg

Maximum value of SAR (measured) = 0.405 W/kg



ENDC LTE Band2 Head

Date/Time: 5/4/2022

Electronics: DAE4 Sn1525

Medium: H700-6000M

Medium parameters used: $f = 1880$ MHz; $\sigma = 1.451$ S/m; $\epsilon_r = 40.789$; $\rho = 1000$ kg/m³

Ambient Temperature: 23.3°C Liquid Temperature: 22.5°C

Communication System: UID 0, LTE Band2(20MB) (0) Frequency: 1880 MHz Duty Cycle: 1:1

Probe: EX3DV4 - SN7517 ConvF(7.74, 7.74, 7.74); Calibrated: 1/19/2022

Area Scan (81x151x1): Interpolated grid: dx=1.500 mm, dy=1.500 mm

Maximum value of SAR (interpolated) = 0.352 W/kg


Zoom Scan (5x5x7)/Cube 0: Measurement grid: dx=8mm, dy=8mm, dz=5mm

Reference Value = 4.780 V/m; Power Drift = 0.00 dB

Peak SAR (extrapolated) = 0.466 W/kg

SAR(1 g) = 0.231 W/kg; SAR(10 g) = 0.17 W/kg

Maximum value of SAR (measured) = 0.378 W/kg



ENDC LTE Band66 Head

Date/Time: 4/30/2022

Electronics: DAE4 Sn1525

Medium: H700-6000M

Medium parameters used: $f = 1770$ MHz; $\sigma = 1.385$ S/m; $\epsilon_r = 41.003$; $\rho = 1000$ kg/m³

Ambient Temperature: 23.3°C Liquid Temperature: 22.5°C

Communication System: UID 0, LTE Band66 (0) Frequency: 1770 MHz Duty Cycle: 1:1

Probe: EX3DV4 - SN7517 ConvF(8.1, 8.1, 8.1); Calibrated: 1/19/2022

Area Scan (81x151x1): Interpolated grid: dx=1.500 mm, dy=1.500 mm

Maximum value of SAR (interpolated) = 0.0774 W/kg


Zoom Scan (5x5x7)/Cube 0: Measurement grid: dx=8mm, dy=8mm, dz=5mm

Reference Value = 2.283 V/m; Power Drift = 0.09 dB

Peak SAR (extrapolated) = 0.0950 W/kg

SAR(1 g) = 0.047 W/kg; SAR(10 g) = 0.026 W/kg

Maximum value of SAR (measured) = 0.0754 W/kg



ENDC LTEB2 Head ANT1

Date/Time: 5/4/2022

Electronics: DAE4 Sn1525

Medium: H700-6000M

Medium parameters used: $f = 1880$ MHz; $\sigma = 1.451$ S/m; $\epsilon_r = 40.789$; $\rho = 1000$ kg/m³

Ambient Temperature: 23.3°C Liquid Temperature: 22.5°C

Communication System: UID 0, LTE Band2(20MB) (0) Frequency: 1880 MHz Duty Cycle: 1:1

Probe: EX3DV4 - SN7517 ConvF(7.74, 7.74, 7.74); Calibrated: 1/19/2022

Area Scan (81x151x1): Interpolated grid: dx=1.500 mm, dy=1.500 mm

Maximum value of SAR (interpolated) = 0.445 W/kg

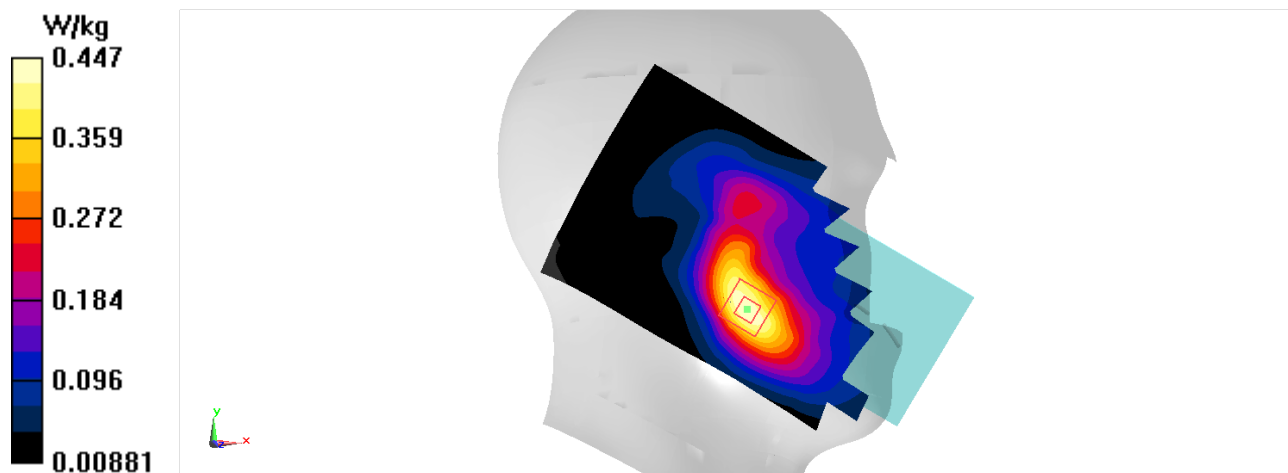
Zoom Scan (5x5x7)/Cube 0: Measurement grid: dx=8mm, dy=8mm, dz=5mm

Reference Value = 5.938 V/m; Power Drift = 0.14 dB

Peak SAR (extrapolated) = 0.518 W/kg

SAR(1 g) = 0.324 W/kg; SAR(10 g) = 0.206 W/kg

Maximum value of SAR (measured) = 0.447 W/kg



ENDC LTEB2 Body

Date/Time: 5/4/2022

Electronics: DAE4 Sn1525

Medium: H700-6000M

Medium parameters used: $f = 1880 \text{ MHz}$; $\sigma = 1.451 \text{ S/m}$; $\epsilon_r = 40.789$; $\rho = 1000 \text{ kg/m}^3$

Ambient Temperature: 23.3°C Liquid Temperature: 22.5°C

Communication System: UID 0, LTE Band2(20MB) (0) Frequency: 1880 MHz Duty Cycle: 1:1

Probe: EX3DV4 - SN7517 ConvF(7.74, 7.74, 7.74); Calibrated: 1/19/2022

Area Scan (71x151x1): Interpolated grid: $dx=1.500 \text{ mm}$, $dy=1.500 \text{ mm}$

Maximum value of SAR (interpolated) = 0.553 W/kg

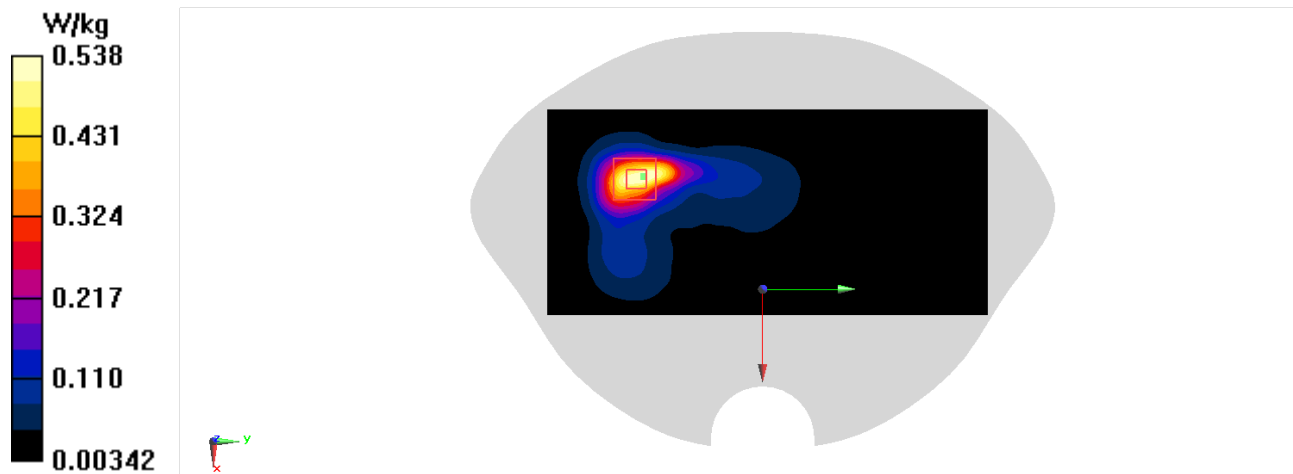
Zoom Scan (6x6x7)/Cube 0: Measurement grid: $dx=8\text{mm}$, $dy=8\text{mm}$, $dz=5\text{mm}$

Reference Value = 4.247 V/m ; Power Drift = 0.01 dB

Peak SAR (extrapolated) = 0.684 W/kg

SAR(1 g) = 0.336 W/kg ; SAR(10 g) = 0.174 W/kg

Maximum value of SAR (measured) = 0.538 W/kg



ENDC LTEB2 Body

Date/Time: 5/4/2022

Electronics: DAE4 Sn1525

Medium: H700-6000M

Medium parameters used: $f = 1880$ MHz; $\sigma = 1.451$ S/m; $\epsilon_r = 40.789$; $\rho = 1000$ kg/m³

Ambient Temperature: 23.3°C Liquid Temperature: 22.5°C

Communication System: UID 0, LTE Band2(20MB) (0) Frequency: 1880 MHz Duty Cycle: 1:1

Probe: EX3DV4 - SN7517 ConvF(7.74, 7.74, 7.74); Calibrated: 1/19/2022

Area Scan (71x151x1): Interpolated grid: dx=1.500 mm, dy=1.500 mm

Maximum value of SAR (interpolated) = 0.536 W/kg

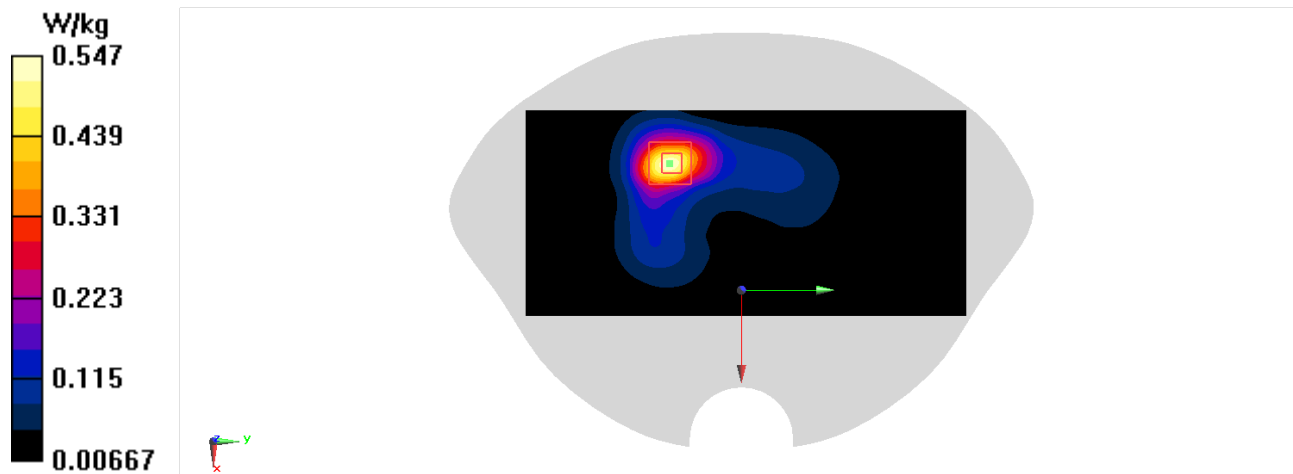
Zoom Scan (5x5x7)/Cube 0: Measurement grid: dx=8mm, dy=8mm, dz=5mm

Reference Value = 3.383 V/m; Power Drift = 0.06 dB

Peak SAR (extrapolated) = 0.674 W/kg

SAR(1 g) = 0.356 W/kg; SAR(10 g) = 0.191 W/kg

Maximum value of SAR (measured) = 0.547 W/kg



ENDC LTEB66 Body

Date/Time: 4/30/2022

Electronics: DAE4 Sn1525

Medium: H700-6000M

Medium parameters used: $f = 1770$ MHz; $\sigma = 1.385$ S/m; $\epsilon_r = 41.003$; $\rho = 1000$ kg/m³

Ambient Temperature: 23.3°C Liquid Temperature: 22.5°C

Communication System: UID 0, LTE Band66 (0) Frequency: 1770 MHz Duty Cycle: 1:1

Probe: EX3DV4 - SN7517 ConvF(8.1, 8.1, 8.1); Calibrated: 1/19/2022

Area Scan (71x151x1): Interpolated grid: dx=1.500 mm, dy=1.500 mm

Maximum value of SAR (interpolated) = 0.273 W/kg

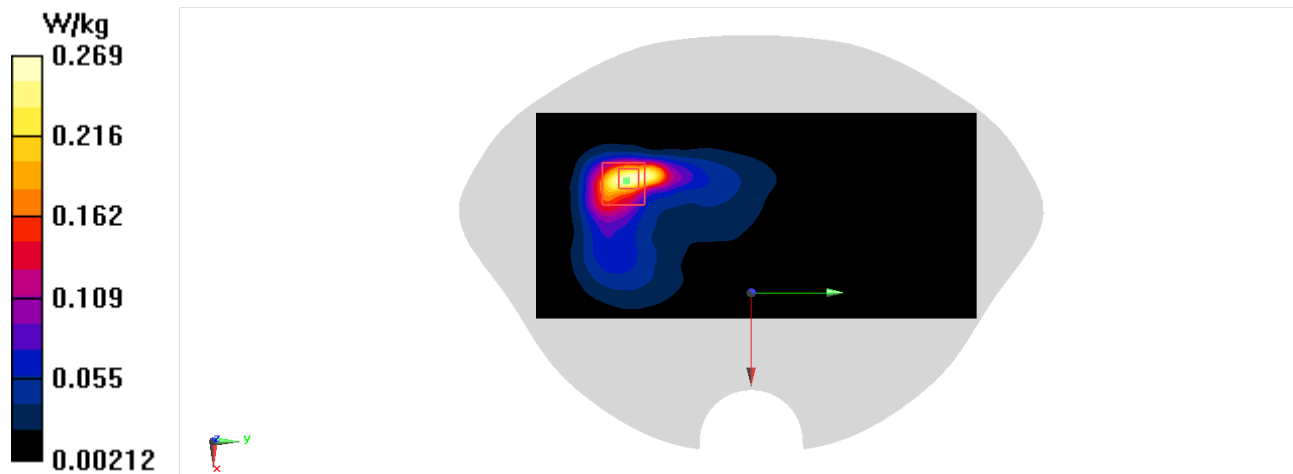
Zoom Scan (5x5x7)/Cube 0: Measurement grid: dx=8mm, dy=8mm, dz=5mm

Reference Value = 3.036 V/m; Power Drift = -0.11 dB

Peak SAR (extrapolated) = 0.346 W/kg

SAR(1 g) = 0.151 W/kg; SAR(10 g) = 0.075 W/kg

Maximum value of SAR (measured) = 0.269 W/kg



ENDC LTEB2 Body ANT1

Date/Time: 5/4/2022

Electronics: DAE4 Sn1525

Medium: H700-6000M

Medium parameters used: $f = 1880 \text{ MHz}$; $\sigma = 1.451 \text{ S/m}$; $\epsilon_r = 40.789$; $\rho = 1000 \text{ kg/m}^3$

Ambient Temperature: 23.3°C Liquid Temperature: 22.5°C

Communication System: UID 0, LTE Band2(20MB) (0) Frequency: 1880 MHz Duty Cycle: 1:1

Probe: EX3DV4 - SN7517 ConvF(7.74, 7.74, 7.74); Calibrated: 1/19/2022

Area Scan (81x141x1): Interpolated grid: $dx=1.500 \text{ mm}$, $dy=1.500 \text{ mm}$

Maximum value of SAR (interpolated) = 0.413 W/kg

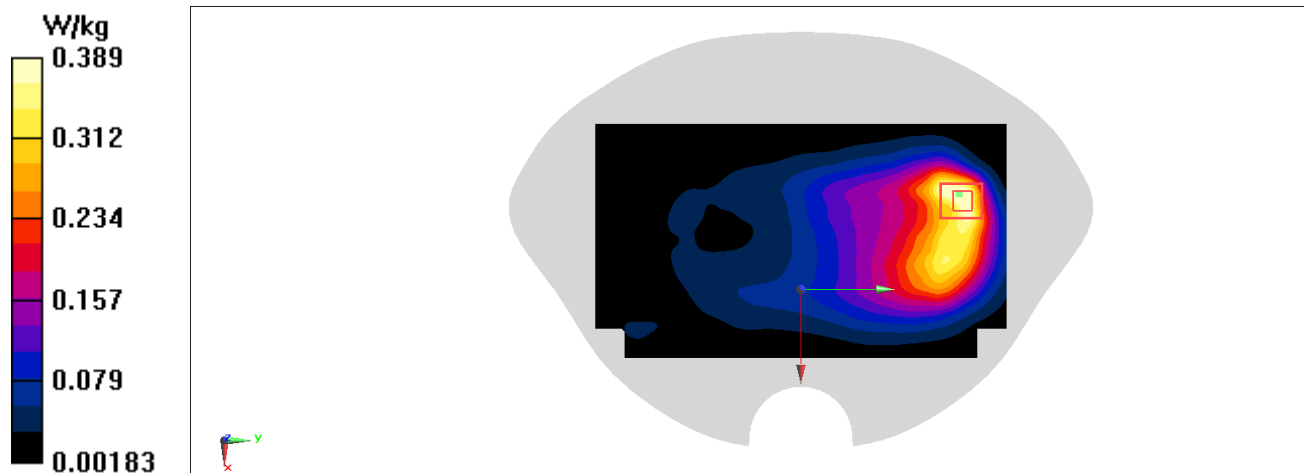
Zoom Scan (8x6x7)/Cube 0: Measurement grid: $dx=8\text{mm}$, $dy=8\text{mm}$, $dz=5\text{mm}$

Reference Value = 5.924 V/m ; Power Drift = -0.14 dB

Peak SAR (extrapolated) = 0.487 W/kg

SAR(1 g) = 0.254 W/kg ; SAR(10 g) = 0.156 W/kg

Maximum value of SAR (measured) = 0.389 W/kg



ENDC LTEB2 Body ANT1

Date/Time: 5/4/2022

Electronics: DAE4 Sn1525

Medium: H700-6000M

Medium parameters used: $f = 1880$ MHz; $\sigma = 1.451$ S/m; $\epsilon_r = 40.789$; $\rho = 1000$ kg/m³

Ambient Temperature: 23.3°C Liquid Temperature: 22.5°C

Communication System: UID 0, LTE Band2(20MB) (0) Frequency: 1880 MHz Duty Cycle: 1:1

Probe: EX3DV4 - SN7517 ConvF(7.74, 7.74, 7.74); Calibrated: 1/19/2022

Area Scan (81x141x1): Interpolated grid: dx=1.500 mm, dy=1.500 mm

Maximum value of SAR (interpolated) = 0.500 W/kg

Zoom Scan (6x5x7)/Cube 0: Measurement grid: dx=8mm, dy=8mm, dz=5mm

Reference Value = 9.228 V/m; Power Drift = -0.07 dB

Peak SAR (extrapolated) = 0.561 W/kg

SAR(1 g) = 0.314 W/kg; SAR(10 g) = 0.189 W/kg

Maximum value of SAR (measured) = 0.465 W/kg

