



No.I22Z61533-SEM03



SAR TEST REPORT

No. I22Z61533-SEM03

For

Wingtech Mobile Communications Co.,Ltd.

5G Mobile Phone

Model Name: Celero5G+

with

Hardware Version: V1.0

Software Version: Celero5GPlus_0.01.03

FCC ID: 2APXW-CELERO5GPLUS

Issued Date: 2022-11-04

Note:

The test results in this test report relate only to the devices specified in this report. This report shall not be reproduced except in full without the written approval of CTTL.

The report must not be used by the client to claim product certification, approval, or endorsement by NVLAP, NIST, or any agency of the U.S.Government.

Test Laboratory:

CTTL, Telecommunication Technology Labs, CAICT

No. 52, Huayuan North Road, Haidian District, Beijing, P. R. China 100191.

Tel:+86(0)10-62304633-2512, Fax:+86(0)10-62304633-2504

Email: ctl_terminals@caict.ac.cn, website: www.caict.ac.cn

**REPORT HISTORY**

| Report Number | Revision | Issue Date | Description |
|----------------------|-----------------|-------------------|--|
| I22Z61533-SEM03 | Rev.0 | 2022-10-28 | Initial creation of test report |
| I22Z61533-SEM03 | Rev.1 | 2022-11-04 | Page 6, corrected the note Equipment type of B48 to be CBE. Updated the tuneup on page 84 of the report, updated the tuneup for OD. Page 364, the typo has been corrected,21mm has been changed to 23mm. |

TABLE OF CONTENT

| | |
|--|-----------|
| 1 TEST LABORATORY | 5 |
| 1.1 TESTING LOCATION | 5 |
| 1.2 TESTING ENVIRONMENT..... | 5 |
| 1.3 PROJECT DATA | 5 |
| 1.4 SIGNATURE..... | 5 |
| 2 STATEMENT OF COMPLIANCE | 6 |
| 3.1 APPLICANT INFORMATION | 9 |
| 3.2 MANUFACTURER INFORMATION | 9 |
| 4 EQUIPMENT UNDER TEST (EUT) AND ANCILLARY EQUIPMENT (AE) | 10 |
| 4.1 ABOUT EUT..... | 10 |
| 4.2 INTERNAL IDENTIFICATION OF EUT USED DURING THE TEST | 11 |
| 4.3 INTERNAL IDENTIFICATION OF AE USED DURING THE TEST | 11 |
| 5 TEST METHODOLOGY | 12 |
| 5.1 APPLICABLE LIMIT REGULATIONS..... | 12 |
| 5.2 APPLICABLE MEASUREMENT STANDARDS | 12 |
| 6 SPECIFIC ABSORPTION RATE (SAR)..... | 13 |
| 6.1 INTRODUCTION..... | 13 |
| 6.2 SAR DEFINITION..... | 13 |
| 7 TISSUE SIMULATING LIQUIDS | 14 |
| 7.1 TARGETS FOR TISSUE SIMULATING LIQUID..... | 14 |
| 7.2 DIELECTRIC PERFORMANCE | 14 |
| 8 SYSTEM VERIFICATION | 20 |
| 8.1 SYSTEM SETUP..... | 20 |
| 8.2 SYSTEM VERIFICATION..... | 21 |
| 9 MEASUREMENT PROCEDURES | 22 |
| 9.1 TESTS TO BE PERFORMED | 22 |
| 9.2 GENERAL MEASUREMENT PROCEDURE..... | 24 |
| 9.3 WCDMA MEASUREMENT PROCEDURES FOR SAR..... | 25 |
| 9.4 SAR MEASUREMENT FOR LTE..... | 26 |
| 9.5 BLUETOOTH & WI-FI MEASUREMENT PROCEDURES FOR SAR | 28 |
| 9.6 POWER DRIFT..... | 28 |
| 10 AREA SCAN BASED 1-G SAR..... | 29 |
| 10.1 REQUIREMENT OF KDB..... | 29 |
| 10.2 FAST SAR ALGORITHMS | 29 |
| 11 CONDUCTED OUTPUT POWER..... | 30 |
| 11.1 GSM MEASUREMENT RESULT | 30 |



| | |
|---|------------|
| 11.2 WCDMA MEASUREMENT RESULT | 32 |
| 11.3 LTE MEASUREMENT RESULT | 35 |
| 11.4 5G NR MEASUREMENT RESULT..... | 84 |
| 11.5 WI-FI AND BT MEASUREMENT RESULT | 106 |
| 12 SIMULTANEOUS TX SAR CONSIDERATIONS..... | 110 |
| 12.1 INTRODUCTION..... | 110 |
| 12.2 TRANSMIT ANTENNA SEPARATION DISTANCES..... | 110 |
| 12.3 SAR MEASUREMENT POSITIONS | 111 |
| 14 SAR TEST RESULT | 112 |
| 14.1 SAR RESULTS FOR 2G/3G/4G | 112 |
| 14.2 SAR RESULTS FOR 5G NR..... | 118 |
| 14.3 SAR EVALUATION FOR WIFI 2.4G | 123 |
| 14.4 SAR EVALUATION FOR WIFI 5G..... | 125 |
| 14.5 SAR EVALUATION FOR BT..... | 127 |
| 16 MEASUREMENT UNCERTAINTY | 128 |
| 16.1 MEASUREMENT UNCERTAINTY FOR NORMAL SAR TESTS (300MHZ~3GHZ)..... | 128 |
| 16.2 MEASUREMENT UNCERTAINTY FOR NORMAL SAR TESTS (3~6GHZ) | 129 |
| 16.3 MEASUREMENT UNCERTAINTY FOR FAST SAR TESTS (300MHZ~3GHZ) | 130 |
| 16.4 MEASUREMENT UNCERTAINTY FOR FAST SAR TESTS (3~6GHZ) | 131 |
| 17 MAIN TEST INSTRUMENTS..... | 133 |
| ANNEX A GRAPH RESULTS..... | 134 |
| ANNEX B VERIFICATION RESULTS | 229 |
| ANNEX C SAR MEASUREMENT SETUP..... | 255 |
| ANNEX D POSITION OF THE WIRELESS DEVICE IN RELATION TO THE PHANTOM | 261 |
| ANNEX E EQUIVALENT MEDIA RECIPES..... | 264 |
| ANNEX F SYSTEM VALIDATION | 265 |
| ANNEX G PROBE CALIBRATION CERTIFICATE | 266 |
| ANNEX H DIPOLE CALIBRATION CERTIFICATE | 285 |
| ANNEX I SAR SENSOR TRIGGERING DATA SUMMARY | 364 |
| ANNEX J ACCREDITATION CERTIFICATE | 372 |

1 Test Laboratory

1.1 Testing Location

| | |
|---------------|--|
| Company Name: | CTTL(Shouxiang) |
| Address: | No. 52, Huayuan North Road, Haidian District, Beijing, P. R. China 100191. |

1.2 Testing Environment

| | |
|-----------------------------|----------------|
| Temperature: | 18°C~25°C, |
| Relative humidity: | 30%~ 70% |
| Ground system resistance: | < 0.5 Ω |
| Ambient noise & Reflection: | < 0.012 W/kg |


1.3 Project Data

| | |
|---------------------|--------------------|
| Project Leader: | Qi Dianyuan |
| Test Engineer: | Yao Juming |
| Testing Start Date: | September 27, 2022 |
| Testing End Date: | October 14, 2022 |


1.4 Signature



Yao Juming
(Prepared this test report)



Qi Dianyuan
(Reviewed this test report)



Lu Bingsong
Deputy Director of the laboratory
(Approved this test report)

2 Statement of Compliance

The maximum results of Specific Absorption Rate (SAR) found during testing for Wingtech Group (Hong Kong) Limited. 5G Mobile Phone CELERO5G is as follows:

Table 2.1: Highest Reported SAR (1g)

| Technology Band | Head | Body-Worn | Equipment Class |
|---------------------|-------|-----------|-----------------|
| GSM850-ANT0 | 0.43 | 0.69 | PCE |
| GSM1900-ANT1 | 0.42 | 0.80 | |
| WCDMA1900-ANT1 | 0.77 | 0.86 | |
| WCDMA1700-ANT1 | 0.46 | 0.80 | |
| WCDMA 850-ANT0 | 0.46 | 0.98 | |
| LTE Band2-ANT3 | 0.74 | 0.23 | |
| LTE Band12-ANT0 | 0.31 | 0.32 | |
| LTE Band14-ANT0 | 0.27 | 0.42 | |
| LTE Band25-ANT1 | 0.56 | 0.48 | |
| LTE Band26-ANT0 | 0.31 | 0.51 | |
| LTE Band30-ANT0 | 0.02 | 0.81 | |
| LTE Band30-ANT3 | 0.47 | 0.35 | |
| LTE Band41-PC3 ANT3 | 0.36 | 0.78 | |
| LTE Band41-PC2 ANT3 | 0.36 | 0.78 | |
| LTE Band66-ANT1 | 0.25 | 0.54 | |
| LTE Band66-ANT3 | 0.62 | 0.67 | |
| LTE Band71-ANT0 | 0.26 | 0.24 | |
| 5G NR n2 ANT1 | 0.44 | 0.76 | |
| 5G NR n2 ANT3 | 0.77 | 0.75 | |
| 5G NR n25 ANT1 | 0.47 | 0.77 | |
| 5G NR n25 ANT3 | 0.68 | 0.73 | |
| 5G NR n26 ANT0 | 0.30 | 0.49 | |
| 5G NR n30 ANT3 | 0.83 | 0.72 | |
| 5G NR n30 ANT0 | <0.01 | 0.85 | |
| 5G NR n41 ANT3 | 0.82 | 0.92 | |
| 5G NR n66 ANT1 | 0.26 | 0.86 | |
| 5G NR n66 ANT3 | 0.79 | 0.79 | |
| 5G NR n5 | 0.25 | 0.66 | |
| 5G NR n71 ANT0 | 0.19 | 0.38 | |
| 5G NR n70 ANT0 | 0.22 | 0.84 | |
| 5G NR n77L ANT4 | 0.63 | 0.94 | |
| 5G NR n77H ANT4 | 0.78 | 0.89 | |
| LTE Band48-ANT4 | 0.28 | 0.51 | CBE |
| WLAN 2.4GHz | 0.13 | 0.76 | DTS |
| WLAN 5GHz | 0.20 | 0.85 | NII |
| BT | 0.05 | 0.02 | DSS |

The SAR values found for the Mobile Phone are below the maximum recommended levels of 1.6 W/kg as averaged over any 1g tissue according to the ANSI C95.1-1992.

For body operation, this device has been tested and meets FCC RF exposure guidelines when used with any accessory that contains no metal and which provides a minimum separation distance of 15/10 mm between this device and the body of the user. Use of other accessories may not ensure compliance with FCC RF exposure guidelines.

The EUT battery must be fully charged and checked periodically during the test to ascertain uniform power output.

The measurement together with the test system set-up is described in annex C of this test report. A detailed description of the equipment under test can be found in chapter 4 of this test report. The highest reported SAR value is obtained at the case of **(Table 2.1)**, and the values are: **0.98 W/kg(1g)**.

Remark:

This device supports both LTE B2/B4/B5 and LTE B25/B66/B26. Since the supported frequency span for LTE B2/B4/B5 falls completely within the support frequency span for LTE B25/B66/B26, both LTE bands have the same target power, and both LTE bands share the same transmission path; therefore, SAR was only assessed for LTE B25/B66/B26.

Table 2.2: The sum of SAR values for Main antenna + Wifi2.4G

| | Position | Main antenna | WiFi-2.4G | Sum |
|-----------------------------------|----------------------------------|--------------|-----------|------|
| Highest SAR value for Head | Left head, Cheek (ENDC 25A_n77A) | 0.95 | 0.13 | 1.08 |
| Highest SAR value for Body | Right Edge 10mm (ENDC 30C_n77A) | 0.80 | 0.76 | 1.56 |

Table 2.3: The sum of SAR values for Main antenna + Wifi5G +BT

| | Position | Main antenna | WiFi-5G | BT | Sum |
|-----------------------------------|----------------------------------|--------------|---------|------|------|
| Highest SAR value for Head | Right head, Tilt (ENDC 66A-n25A) | 1.03 | 0.1 | 0.02 | 1.15 |
| Highest SAR value for Body | Rear 10mm (ENDC 30C_n77A) | 1.18 | 0.4 | 0.01 | 1.59 |

Table 2.4: The SAR values for ENDC

| ENDC | Left Cheek 1g (W/kg) | Left Tilt 1g (W/kg) | Right Cheek 1g (W/kg) | Right Tilt 1g (W/kg) | Front 10mm 1g (W/kg) | Rear 10mm 1g (W/kg) | Left Edge 10mm 1g (W/kg) | Right Edge 10mm 1g (W/kg) | Bottom Edge 10mm 1g (W/kg) | Top Edge 10mm 1g (W/kg) | Front 16mm 1g (W/kg) | Front 21mm 1g (W/kg) | Front 19mm 1g (W/kg) | Rear 20mm 1g (W/kg) | Rear 22mm 1g (W/kg) | Rear 23mm 1g (W/kg) | Left 17mm 1g (W/kg) | Bottom Edge 19mm 1g (W/kg) | Top Edge 24mm 1g (W/kg) | Top Edge 21mm 1g (W/kg) | |
|-------------|----------------------|---------------------|-----------------------|----------------------|----------------------|---------------------|--------------------------|---------------------------|----------------------------|-------------------------|----------------------|----------------------|----------------------|---------------------|---------------------|---------------------|---------------------|----------------------------|-------------------------|-------------------------|------|
| DC 66A n71A | 0.49 | 0.41 | 0.51 | 0.62 | 0.65 | 0.73 | 0.34 | 0.38 | 0.11 | 0.67 | 0.54 | / | / | 0.33 | / | / | 0.33 | 0.19 | 0.12 | 0.40 | / |
| B66 ANT3 | 0.30 | 0.41 | 0.51 | 0.62 | 0.56 | 0.56 | 0.18 | / | / | 0.67 | 0.29 | / | / | / | / | / | 0.33 | 0.19 | / | / | / |
| n71 ANT0 | 0.19 | / | / | / | 0.09 | 0.14 | 0.16 | 0.38 | 0.11 | / | 0.25 | / | / | 0.33 | / | / | / | / | 0.12 | / | / |
| DC 2A n71A | 0.57 | 0.51 | 0.57 | 0.74 | 0.16 | 0.23 | 0.31 | 0.38 | 0.11 | 0.11 | 0.25 | 0.13 | / | 0.33 | / | / | 0.12 | / | 0.12 | 0.23 | / |
| B2 ANT3 | 0.38 | 0.51 | 0.57 | 0.74 | 0.07 | 0.09 | 0.15 | / | / | 0.11 | / | 0.13 | / | / | / | / | 0.12 | / | / | 0.23 | / |
| n71 ANT0 | 0.19 | / | / | / | 0.09 | 0.14 | 0.16 | 0.38 | 0.11 | / | 0.25 | / | / | 0.33 | / | / | / | / | 0.12 | / | / |
| DC 2A n66A | 0.64 | 0.61 | 0.68 | 0.83 | 0.46 | 0.80 | 0.65 | 0.07 | 0.38 | 0.11 | 0.33 | 0.13 | / | / | / | 0.26 | 0.12 | / | 0.26 | 0.23 | / |
| B2 ANT3 | 0.38 | 0.51 | 0.57 | 0.74 | 0.07 | 0.09 | 0.15 | / | / | 0.11 | / | 0.13 | / | / | / | / | 0.12 | / | / | 0.23 | / |
| n66 ANT1 | 0.26 | 0.11 | 0.11 | 0.09 | 0.40 | 0.71 | 0.51 | 0.07 | 0.38 | / | 0.33 | / | / | / | / | 0.26 | 0.12 | / | 0.26 | 0.23 | / |
| DC 12A n66A | 0.68 | 0.66 | 0.66 | 0.96 | 1.01 | 0.80 | 1.09 | 0.35 | 0.41 | 0.25 | 0.79 | 0.00 | 0.22 | / | / | 0.22 | 0.00 | 0.27 | / | / | 0.32 |
| B12 ANT0 | 0.30 | 0.18 | 0.31 | 0.22 | 0.20 | 0.32 | 0.18 | 0.29 | 0.25 | / | / | / | / | / | / | / | / | / | / | / | / |
| n66 ANT3 | 0.38 | 0.49 | 0.64 | 0.79 | 0.60 | 0.77 | 0.17 | 0.12 | 0.42 | 0.79 | / | 0.22 | / | / | / | 0.22 | 0.12 | / | 0.26 | 0.23 | 0.32 |
| DC 2A n41A | 0.65 | 0.39 | 0.86 | 0.63 | 0.33 | 0.86 | 0.48 | 0.09 | 0.19 | 0.56 | / | 0.78 | / | / | 0.14 | 0.68 | 0.64 | 0.16 | 0.48 | 0.00 | / |
| B2 ANT1 | 0.56 | 0.27 | 0.45 | 0.29 | 0.29 | 0.48 | 0.27 | / | 0.19 | / | / | 0.21 | / | / | / | / | / | 0.16 | 0.64 | 0.16 | / |
| n41 ANT3 | 0.09 | 0.12 | 0.41 | 0.33 | 0.24 | 0.38 | 0.22 | 0.09 | 0.56 | / | 0.57 | / | / | / | / | / | 0.68 | 0.64 | / | 0.48 | / |
| DC 12A n25A | 0.60 | 0.57 | 0.81 | 0.90 | 0.59 | 0.90 | 0.34 | 0.44 | 0.25 | 0.73 | / | 0.35 | / | / | / | 0.37 | 0.22 | / | / | 0.44 | / |
| B12 ANT0 | 0.30 | 0.18 | 0.31 | 0.22 | 0.20 | 0.32 | 0.18 | 0.29 | 0.25 | / | / | / | / | / | / | / | / | / | / | / | / |
| n25 ANT3 | 0.30 | 0.40 | 0.49 | 0.68 | 0.39 | 0.58 | 0.16 | 0.15 | 0.37 | 0.73 | / | 0.35 | / | / | / | 0.37 | 0.22 | / | / | 0.44 | / |
| DC 66A n25A | 0.77 | 0.61 | 0.80 | 0.83 | 0.95 | 1.17 | 0.54 | 0.06 | 0.33 | 0.64 | 0.52 | 0.29 | / | / | 0.46 | 0.33 | 0.19 | 0.43 | 0.40 | / | / |
| B66 ANT3 | 0.30 | 0.41 | 0.51 | 0.62 | 0.54 | 0.54 | 0.17 | / | / | 0.64 | / | 0.29 | / | / | / | / | 0.33 | 0.19 | / | 0.40 | / |
| n25 ANT1 | 0.47 | 0.20 | 0.29 | 0.21 | 0.41 | 0.63 | 0.37 | 0.06 | 0.33 | / | 0.52 | / | / | / | 0.46 | / | / | 0.43 | / | / | / |
| DC 66A n41A | 0.32 | 0.25 | 0.66 | 0.50 | 0.59 | 0.90 | 0.76 | 0.09 | 0.47 | 0.56 | / | 0.57 | / | / | / | 0.68 | 0.64 | / | 0.48 | / | / |
| B66 ANT1 | 0.23 | 0.13 | 0.25 | 0.16 | 0.35 | 0.52 | 0.54 | / | 0.47 | / | / | / | / | / | / | / | / | / | / | / | / |
| n41 ANT3 | 0.09 | 0.12 | 0.41 | 0.33 | 0.24 | 0.38 | 0.22 | 0.09 | 0.56 | / | 0.57 | / | / | / | / | / | 0.68 | 0.64 | / | 0.48 | / |
| DC 4A n41A | 0.32 | 0.25 | 0.66 | 0.50 | 0.59 | 0.90 | 0.76 | 0.09 | 0.47 | 0.56 | / | 0.57 | / | / | / | 0.68 | 0.64 | / | 0.48 | / | / |
| B4 ANT1 | 0.23 | 0.13 | 0.25 | 0.16 | 0.35 | 0.52 | 0.54 | / | 0.47 | / | / | / | / | / | / | / | / | / | / | / | / |
| n41 ANT3 | 0.09 | 0.12 | 0.41 | 0.33 | 0.24 | 0.38 | 0.22 | 0.09 | 0.56 | / | 0.57 | / | / | / | / | / | 0.68 | 0.64 | / | 0.48 | / |
| DC 2A n5A | 0.50 | 0.57 | 0.82 | 0.90 | 0.32 | 0.64 | 0.20 | 0.11 | 0.37 | 0.11 | 0.08 | 0.13 | / | 0.16 | / | 0.12 | 0.00 | 0.10 | 0.23 | / | / |
| B2 ANT3 | 0.38 | 0.51 | 0.57 | 0.74 | 0.07 | 0.09 | 0.15 | / | / | 0.11 | / | 0.13 | / | / | / | / | 0.12 | / | / | 0.23 | / |
| n5 ANT0 | 0.12 | 0.07 | 0.25 | 0.16 | 0.26 | 0.55 | 0.06 | 0.11 | 0.37 | / | 0.08 | / | / | 0.16 | / | / | / | / | 0.10 | / | / |
| DC 66A n5A | 0.42 | 0.47 | 0.76 | 0.78 | 0.82 | 1.11 | 0.24 | 0.11 | 0.37 | 0.67 | 0.08 | 0.29 | / | 0.16 | / | 0.33 | 0.19 | 0.10 | 0.40 | / | / |
| B66 ANT3 | 0.30 | 0.41 | 0.51 | 0.62 | 0.56 | 0.56 | 0.18 | / | / | 0.67 | / | 0.29 | / | / | / | 0.33 | 0.19 | / | 0.40 | / | / |
| n5 ANT0 | 0.12 | 0.07 | 0.25 | 0.16 | 0.26 | 0.55 | 0.06 | 0.11 | 0.37 | / | 0.08 | / | / | 0.16 | / | / | / | 0.10 | / | / | / |
| DC 5A n2A | 0.71 | 0.69 | 0.89 | 1.01 | 0.53 | 0.72 | 0.28 | 0.42 | 0.13 | 0.75 | 0.22 | 0.37 | / | 0.21 | / | 0.38 | 0.20 | 0.12 | 0.12 | 0.49 | / |
| B5 ANT0 | 0.30 | 0.18 | 0.31 | 0.23 | 0.14 | 0.23 | 0.12 | 0.25 | 0.13 | / | 0.22 | / | / | 0.21 | / | / | / | 0.12 | / | / | / |
| n2 ANT3 | 0.41 | 0.50 | 0.58 | 0.77 | 0.39 | 0.48 | 0.16 | 0.17 | 0.75 | / | 0.37 | / | / | / | / | 0.38 | 0.20 | / | / | 0.49 | / |
| DC 12A n2A | 0.71 | 0.68 | 0.80 | 0.99 | 0.58 | 0.81 | 0.34 | 0.46 | 0.25 | 0.75 | / | 0.37 | / | 0.38 | 0.20 | / | / | 0.12 | 0.12 | 0.49 | / |
| B12 ANT0 | 0.30 | 0.18 | 0.31 | 0.22 | 0.20 | 0.32 | 0.18 | 0.29 | 0.25 | / | / | / | / | / | / | / | / | / | / | / | / |
| n2 ANT3 | 0.41 | 0.50 | 0.58 | 0.77 | 0.39 | 0.48 | 0.16 | 0.17 | 0.75 | / | 0.37 | / | / | / | / | 0.38 | 0.20 | / | / | 0.49 | / |
| DC 66A n2A | 0.74 | 0.56 | 0.72 | 0.79 | 0.71 | 0.86 | 0.94 | 0.05 | 0.18 | 0.67 | 0.74 | / | / | 0.37 | 0.33 | 0.19 | 0.35 | 0.40 | / | / | / |
| B66 ANT3 | 0.30 | 0.41 | 0.51 | 0.62 | 0.56 | 0.56 | 0.18 | / | / | 0.67 | 0.29 | / | / | / | / | 0.33 | 0.19 | / | 0.40 | / | / |
| n2 ANT1 | 0.44 | 0.15 | 0.21 | 0.17 | 0.15 | 0.30 | 0.76 | 0.05 | 0.18 | 0.45 | / | 0.37 | / | / | 0.37 | 0.33 | 0.19 | 0.35 | 0.40 | / | / |
| DC 4A n2A | 0.74 | 0.72 | 0.79 | 0.71 | 0.88 | 0.94 | 0.05 | 0.18 | 0.67 | 0.74 | / | 0.37 | / | 0.37 | 0.33 | 0.19 | 0.35 | 0.40 | / | / | / |
| B4 ANT3 | 0.30 | 0.41 | 0.51 | 0.62 | 0.56 | 0.58 | 0.18 | / | / | 0.67 | 0.29 | / | / | / | 0.33 | 0.19 | 0.35 | 0.40 | / | / | / |
| n2 ANT1 | 0.44 | 0.15 | 0.21 | 0.17 | 0.15 | 0.30 | 0.76 | 0.05 | 0.18 | 0.45 | / | 0.37 | / | / | 0.37 | 0.33 | 0.19 | 0.35 | 0.40 | / | / |
| DC 5A n41A | 0.39 | 0.31 | 0.72 | 0.57 | 0.38 | 0.61 | 0.34 | 0.35 | 0.14 | 0.56 | 0.22 | 0.57 | / | 0.21 | / | 0.68 | 0.64 | 0.12 | 0.48 | / | / |
| B5 ANT0 | 0.30 | 0.18 | 0.31 | 0.23 | 0.14 | 0.23 | 0.12 | 0.25 | 0.14 | / | 0.22 | / | / | 0.21 | / | / | / | 0.12 | / | / | / |
| n41 ANT3 | 0.09 | 0.12 | 0.41 | 0.33 | 0.24 | 0.38 | 0.22 | 0.09 | 0.56 | / | 0.57 | / | / | / | / | 0.68 | 0.64 | / | 0.48 | / | / |
| DC 25A n41A | 0.65 | 0.39 | 0.86 | 0.63 | 0.33 | 0.86 | 0.48 | 0.09 | 0.19 | 0.56 | 0.21 | 0.57 | / | 0.14 | 0.68 | 0.64 | 0.16 | 0.48 | / | / | / |
| B25 ANT1 | 0.56 | 0.27 | 0.45 | 0.29 | 0.29 | 0.48 | 0.27 | / | 0.39 | / | 0.21 | / | / | 0.14 | / | / | / | 0.16 | 0.64 | 0.16 | / |
| n41 ANT3 | 0.09 | 0.12 | 0.41 | 0.33 | 0.24 | 0.38 | 0.22 | 0.09 | 0.56 | / | 0.57 | / | / | / | / | 0.68 | 0.64 | / | 0.48 | / | / |
| DC 5A n30A | 0.44 | 0.36 | 0.67 | 0.71 | 0.31 | 0.55 | 0.34 | 0.25 | 0.14 | 0.27 | 0.22 | 0.12 | / | 0.21 | / | 0.14 | 0.20 | 0.12 | 0.12 | 0.14 | / |
| B5 ANT0 | 0.30 | 0.18 | 0.31 | 0.23 | 0.14 | 0.23 | 0.12 | 0.25 | 0.14 | / | 0.22 | / | / | 0.21 | / | / | / | 0.12 | / | / | / |
| n30 ANT3 | 0.14 | 0.18 | 0.36 | 0.48 | 0.17 | 0.31 | 0.23 | / | 0.27 | / | 0.12 | / | / | 0.14 | 0.20 | / | / | 0.12 | / | / | 0.14 |
| DC 12A n30A | 0.44 | 0.36 | 0.68 | 0.69 | 0.36 | 0.64 | 0.41 | 0.29 | 0.25 | 0.27 | / | 0.12 | / | 0.14 | 0.20 | / | / | 0.12 | 0.12 | 0.14 | / |
| B12 ANT0 | 0.30 | 0.18 | 0.31 | 0.22 | 0.20 | 0.32 | 0.18 | 0.29 | 0.25 | / | / | / | / | / | / | / | / | 0.14 | 0.20 | / | 0.14 |
| n30 ANT3 | 0.14 | 0.18 | 0.36 | 0.48 | 0.17 | 0.31 | 0.23 | / | 0.27 | / | 0.12 | / | / | 0.14 | 0.20 | / | / | 0.12 | / | / | 0.14 |
| DC 14A n30A | 0.29 | 0.34 | 0.63 | 0.66 | 0.37 | 0.73 | 0.36 | 0.23 | 0.27 | 0.27 | / | 0.12 | / | 0.14 | 0.20 | / | / | 0.14 | 0.20 | / | 0.14 |
| B14 ANT0 | 0.16 | 0.16 | 0.27 | 0.18 | 0.21 | 0.42 | 0.14 | / | 0.27 | / | / | / | / | / | / | / | / | / | / | / | / |
| n30 ANT3 | 0.14 | 0.18 | 0.36 | 0.48 | 0.17 | 0.31 | 0.23 | / | 0.27 | / | 0.12 | / | / | 0.14 | 0.20 | / | / | 0.12 | / | / | 0.14 |
| DC 25A n30A | 0.37 | 0.31 | 0.61 | 0.64 | 0.33 | 0.52 | 0.77 | / | 0.47 | 0.27 | / | 0.12 | / | 0.14 | 0.20 | / | / | 0.12 | 0.12 | 0.14 | / |
| B66 ANT1 | 0.23 | 0.13 | 0.25 | 0.16 | 0.35 | 0.52 | 0.54 | / | 0.47 | / | / | / | / | / | / | / | / | / | / | / | / |
| n30 ANT3 | 0.14 | 0.18 | 0.36 | 0.48 | 0.17 | 0.31 | 0.23 | / | 0.27 | / | 0.12 | / | / | 0.14 | 0.20 | / | / | 0.12 | / | / | 0.14 |
| DC 2A n77A | 0.90 | 0.76 | 0.70 | 0.61 | 0.64 | 1.00 | 0.27 | 0.55 | 0.39 | 0.57 | 0.21 | / | 0.34 | / | 0.14 | 0.40 | / | 0.16 | 0.16 | 0.53 | / |
| B2 ANT1 | 0.56 | 0.27 | 0.45 | 0.29 | 0.29 | 0.48 | 0.27 | / | 0.39 | / | 0.21 | / | / | 0.14 | / | / | / | 0.16 | 0.16 | 0.53 | / |
| n77 ANT4 | 0.35 | 0.49 | 0.25 | 0.32 | 0.35 | 0.52 | 0.55 | / | 0.57 | 0.57 | / | 0.34 | / | 0.36 | / | 0.40 | / | 0.16 | 0.16 | 0.53 | / |
| DC 2A n77A | 0.95 | 0.82 | 0.76 | 0.72 | 0.67 | 0.80 | 0.27 | 0.43 | 0.39 | 0.55 | 0.21 | / | 0.36 | / | 0.14 | 0.28 | / | 0.16 | 0.16 | 0.41 | / |
| B2 ANT1 | 0.56 | 0.27 | 0.45 | 0.29 | 0.29 | 0.48 | 0.27 | / | 0.39 | / | 0.21 | / | / | 0.14 | / | / | / | 0.16 | 0.16</ | | |

3.1 Applicant Information

| | |
|-----------------|--|
| Company Name: | Wingtech Group (Hong Kong) Limited |
| Address/Post: | Flat/RM 1802 18/F, Podium Plaza, 5 Hanoi Road, Tsim Sha Tsui, KL, HK |
| Contact Person: | sharui |
| Contact Email: | sharui@wingtech.com |
| Telephone: | +86-21-53529900 |

3.2 Manufacturer Information

| | |
|-----------------|--|
| Company Name: | Wingtech Group (Hong Kong) Limited |
| Address/Post: | Flat/RM 1802 18/F, Podium Plaza, 5 Hanoi Road, Tsim Sha Tsui, KL, HK |
| Contact Person: | sharui |
| Contact Email: | sharui@wingtech.com |
| Telephone: | +86-21-53529900 |

4 Equipment Under Test (EUT) and Ancillary Equipment (AE)

4.1 About EUT

| | |
|-------------------------------------|--|
| Description: | 5G Mobile Phone |
| Model name: | CELERO5G |
| Operating mode(s): | GSM850/1900, WCDMA B2/B4/B5 LTE Band2/12/14/25/26/30/41/66/71 BT, Wi-Fi(2.4G/5G) 5G NR n2/n5/n25/n30/n41/n66/n71 |
| Tested Tx Frequency: | 824 – 849 MHz (GSM 850) |
| | 1850 – 1910 MHz (GSM 1900) |
| | 824 – 849 MHz (WCDMA 850 Band V) |
| | 1850 – 1910 MHz (WCDMA1900 Band IV) |
| | 1710-1755 MHz (WCDMA1700 Band II) |
| | 1850.7 – 1909.3 MHz (LTE Band 2) |
| | 699.7 – 715.3 MHz (LTE Band 12) |
| | 788 – 798 MHz (LTE Band 14) |
| | 1850.7–1914.3 MHz (LTE Band 25) |
| | 814.7–848.3 MHz (LTE Band 26) |
| | 814.7–848.3 MHz (LTE Band 30) |
| | 2498.5 – 2687.5 MHz (LTE Band41) |
| | 3550 – 3700 MHz (LTE Band 48) |
| | 1710.7 –1779.3 MHz (LTE Band 66) |
| | 665.5 –695.5 MHz (LTE Band 71) |
| | 2412 – 2462 MHz (Wi-Fi 2.4G) |
| | 5180 – 5240 MHz (Wi-Fi 5.2G) |
| | 5260 – 5320 MHz (Wi-Fi 5.3G) |
| | 5500 – 5720 MHz (Wi-Fi 5.5G) |
| | 5745 – 5825 MHz (Wi-Fi 5.8G) |
| | 2400 – 2483.5 MHz (Bluetooth) |
| | 1852.5 – 1912.5 MHz (n2) |
| | 824 – 849 MHz (n5) |
| | 1850 – 1915 MHz(n25) |
| | 814.7–848.3 MHz(n26) |
| | 2305 – 2315 MHz(n30) |
| | 2496 – 2690 MHz(n41) |
| 1710 – 1780 MHz(n66) | |
| 1695 - 1710 MHz(n70) | |
| 665.5 – 695.5 MHz (n71) | |
| 665.5 – 695.5 MHz (n77L) | |
| 665.5 – 695.5 MHz (n77H) | |
| GPRS/EGPRS Multislot Class: | 33 |
| Test device production information: | Production unit |
| Device type: | Portable device |
| Antenna type: | Integrated antenna |
| Hotspot mode: | Support |

4.2 Internal Identification of EUT used during the test

| EUT ID* | IMEI | HW Version | SW Version |
|---------|-----------------|------------|----------------------|
| EUT1 | 869183060021015 | V1.0 | Celero5GPlus_0.01.03 |
| EUT2 | 869183060031980 | . | Celero5GPlus_0.01.03 |
| EUT3 | 869183060029968 | V1.0 | Celero5GPlus_0.01.03 |
| EUT4 | 869183060021247 | V1.0 | Celero5GPlus_0.01.03 |
| EUT5 | 869183060025917 | V1.0 | Celero5GPlus_0.01.03 |
| EUT6 | 869183060021502 | V1.0 | Celero5GPlus_0.01.03 |
| EUT7 | 869183060025941 | V1.0 | Celero5GPlus_0.01.03 |
| EUT8 | 869183060032491 | V1.0 | Celero5GPlus_0.01.03 |
| EUT9 | 869183060009929 | V1.0 | Celero5GPlus_0.01.03 |
| EUT10 | 869183060009788 | V1.0 | Celero5GPlus_0.01.03 |
| EUT11 | 869183060010059 | V1.0 | Celero5GPlus_0.01.03 |
| EUT12 | 869183060022005 | V1.0 | Celero5GPlus_0.01.03 |
| EUT13 | 869183060022369 | V1.0 | Celero5GPlus_0.01.03 |

*EUT ID: is used to identify the test sample in the lab internally.

Note: It is performed to test SAR with the EUT1~8 and conducted power with the EUT9~13.

4.3 Internal Identification of AE used during the test

| AE ID* | Description | Model | SN | Manufacturer |
|--------|-------------|-------|----|----------------------------------|
| AE1 | Battery | TM001 | / | Dongguan Veken Battery Co., Ltd. |

*AE ID: is used to identify the test sample in the lab internally.

5 TEST METHODOLOGY

5.1 Applicable Limit Regulations

ANSI C95.1–1992:IEEE Standard for Safety Levels with Respect to Human Exposure to Radio Frequency Electromagnetic Fields, 3 kHz to 300 GHz.

It specifies the maximum exposure limit of **1.6 W/kg** as averaged over any 1 gram of tissue for portable devices being used within 20 cm of the user in the uncontrolled environment.

5.2 Applicable Measurement Standards

IEEE 1528–2013: Recommended Practice for Determining the Peak Spatial-Average Specific Absorption Rate (SAR) in the Human Head from Wireless Communications Devices: Measurement Techniques.

KDB447498 D01: General RF Exposure Guidance v06: Mobile and Portable Devices RF Exposure Procedures and Equipment Authorization Policies.

KDB648474 D04 Handset SAR v01r03: SAR Evaluation Considerations for Wireless Handsets.

KDB941225 D01 SAR test for 3G devices v03r01: SAR Measurement Procedures for 3G Devices

KDB941225 D05 SAR for LTE Devices v02r05: SAR Evaluation Considerations for LTE Devices

KDB941225 D06 Hotspot Mode SAR v02r01: SAR Evaluation Procedures for Portable Devices with Wireless Router Capabilities

KDB248227 D01 802.11 Wi-Fi SAR v02r02: SAR GUIDANCE FOR IEEE 802.11 (Wi-Fi) TRANSMITTERS

KDB865664 D01 SAR measurement 100 MHz to 6 GHz v01r04: SAR Measurement Requirements for 100 MHz to 6 GHz.

KDB865664 D02 RF Exposure Reporting v01r02: RF Exposure Compliance Reporting and Documentation Considerations

TCB Workshop Nov 2017:RF Exposure Procedures (Carrier Aggregation SAR)

TCB Workshop Nov 2019:RF Exposure Policy Updates (5G NR NSA Sub 6G SAR)

6 Specific Absorption Rate (SAR)

6.1 Introduction

SAR is related to the rate at which energy is absorbed per unit mass in an object exposed to a radio field. The SAR distribution in a biological body is complicated and is usually carried out by experimental techniques or numerical modeling. The standard recommends limits for two tiers of groups, occupational/controlled and general population/uncontrolled, based on a person's awareness and ability to exercise control over his or her exposure. In general, occupational/controlled exposure limits are higher than the limits for general population/uncontrolled.

6.2 SAR Definition

The SAR definition is the time derivative (rate) of the incremental energy (dW) absorbed by (dissipated in) an incremental mass (dm) contained in a volume element (dv) of a given density (ρ). The equation description is as below:

$$SAR = \frac{d}{dt} \left(\frac{dW}{dm} \right) = \frac{d}{dt} \left(\frac{dW}{\rho dv} \right)$$

SAR is expressed in units of Watts per kilogram (W/kg)

SAR measurement can be either related to the temperature elevation in tissue by

$$SAR = c \left(\frac{\delta T}{\delta t} \right)$$

Where: C is the specific heat capacity, δT is the temperature rise and δt is the exposure duration, or related to the electrical field in the tissue by

$$SAR = \frac{\sigma |E|^2}{\rho}$$

Where: σ is the conductivity of the tissue, ρ is the mass density of tissue and E is the RMS electrical field strength.

However for evaluating SAR of low power transmitter, electrical field measurement is typically applied.

7 Tissue Simulating Liquids

7.1 Targets for tissue simulating liquid

Table 7.1: Targets for tissue simulating liquid

| Frequency(MHz) | Liquid Type | Conductivity(σ) | $\pm 10\%$ Range | Permittivity(ϵ) | $\pm 10\%$ Range |
|----------------|-------------|--------------------------|------------------|----------------------------|------------------|
| 750 | Head | 0.89 | 0.80~0.98 | 41.94 | 37.75~46.13 |
| 835 | Head | 0.90 | 0.81~0.99 | 41.5 | 37.35~45.65 |
| 1750 | Head | 1.40 | 1.26~1.54 | 40.0 | 36~44 |
| 1900 | Head | 1.40 | 1.26~1.54 | 40.0 | 36~44 |
| 2450 | Head | 1.80 | 1.62~1.98 | 39.2 | 35.28~43.12 |
| 2600 | Head | 1.96 | 1.76~2.16 | 39.01 | 35.11~42.91 |
| 3700 | Head | 3.12 | 2.96~3.28 | 37.70 | 35.82~39.59 |
| 3900 | Head | 3.32 | 3.15~3.49 | 37.47 | 35.6~39.34 |
| 5250 | Head | 4.71 | 4.47~4.95 | 35.93 | 34.13~37.73 |
| 5600 | Head | 5.07 | 4.82~5.32 | 35.53 | 33.8~37.3 |
| 5750 | Head | 5.22 | 4.96~5.48 | 35.36 | 33.59~37.13 |


7.2 Dielectric Performance

Table 7.3: Dielectric Performance of Tissue Simulating Liquid


| Measurement Date (yyyy-mm-dd) | Type | Frequency | Permittivity ϵ | Drift (%) | Conductivity σ (S/m) | Drift (%) |
|-------------------------------|------|-----------|-------------------------|-----------|-----------------------------|-----------|
| 2022/10/4 | Head | 750 MHz | 41.71 | -0.55 | 0.88 | -1.12 |
| 2022/10/5 | Head | 750 MHz | 42 | 0.14 | 0.874 | -1.80 |
| 2022/10/6 | Head | 835 MHz | 41.26 | -0.58 | 0.908 | 0.89 |
| 2022/10/7 | Head | 835 MHz | 41.6 | 0.24 | 0.901 | 0.11 |
| 2022/10/8 | Head | 1750 MHz | 40.68 | 1.50 | 1.38 | 0.73 |
| 2022/10/9 | Head | 1900 MHz | 39.55 | -1.13 | 1.39 | -0.71 |
| 2022/10/10 | Head | 1900 MHz | 39.85 | -0.37 | 1.388 | -0.86 |
| 2022/10/11 | Head | 2300 MHz | 40.07 | 1.44 | 1.675 | 0.30 |
| 2022/10/12 | Head | 2600 MHz | 39.53 | 1.33 | 1.959 | -0.05 |
| 2022/10/13 | Head | 3500 MHz | 37.72 | 0.05 | 2.95 | 1.37 |
| 2022/10/13 | Head | 3900 MHz | 36.88 | -1.57 | 3.17 | -4.52 |
| 2022/9/27 | Head | 750 MHz | 43.18 | 2.96 | 0.887 | -0.34 |
| 2022/9/30 | Head | 900 MHz | 42.68 | 2.84 | 0.955 | -1.55 |
| 2022/10/9 | Head | 1750 MHz | 41.81 | 4.32 | 1.363 | -0.51 |
| 2022/9/29 | Head | 1900 MHz | 41.57 | 3.93 | 1.457 | 4.07 |
| 2022/9/28 | Head | 1900 MHz | 40.74 | 1.85 | 1.428 | 2.00 |
| 2022/10/10 | Head | 2300 MHz | 41.09 | 4.10 | 1.749 | 4.73 |
| 2022/10/8 | Head | 2450 MHz | 40.9 | 4.34 | 1.878 | 4.33 |
| 2022/10/19 | Head | 2600 MHz | 40.19 | 3.02 | 2.028 | 3.47 |
| 2022/10/20 | Head | 3300 MHz | 39.42 | 3.30 | 2.629 | -2.99 |

| | | | | | | |
|------------|------|----------|-------|-------|-------|-------|
| 2022/10/11 | Head | 3300 MHz | 38.83 | 1.76 | 2.76 | 1.85 |
| 2022/10/20 | Head | 3500 MHz | 39.03 | 2.90 | 2.81 | -3.44 |
| 2022/10/11 | Head | 3500 MHz | 38.44 | 1.34 | 2.95 | 1.37 |
| 2022/10/20 | Head | 3700 MHz | 38.7 | 2.65 | 2.989 | -4.20 |
| 2022/10/20 | Head | 3900 MHz | 38.37 | 2.40 | 3.17 | -4.52 |
| 2022/10/14 | Head | 5250 MHz | 35.8 | -0.36 | 4.588 | -2.59 |
| 2022/10/14 | Head | 5600 MHz | 35.22 | -0.87 | 4.965 | -2.07 |
| 2022/10/14 | Head | 5750 MHz | 34.99 | -1.05 | 5.118 | -1.95 |

Note: The liquid temperature is 22.0°C




Picture 7-1 Liquid depth in the Head Phantom (750MHz)



Picture 7-2 Liquid depth in the Head Phantom (835 MHz)




Picture 7-3 Liquid depth in the Head Phantom (1750 MHz)




Picture 7-4 Liquid depth in the Head Phantom (1900 MHz)



Picture 7-5 Liquid depth in the Head Phantom (2450MHz)



Picture 7-6 Liquid depth in the Head Phantom (2600 MHz)



Picture 7-7 Liquid depth in the Head Phantom (3500-3900 MHz)

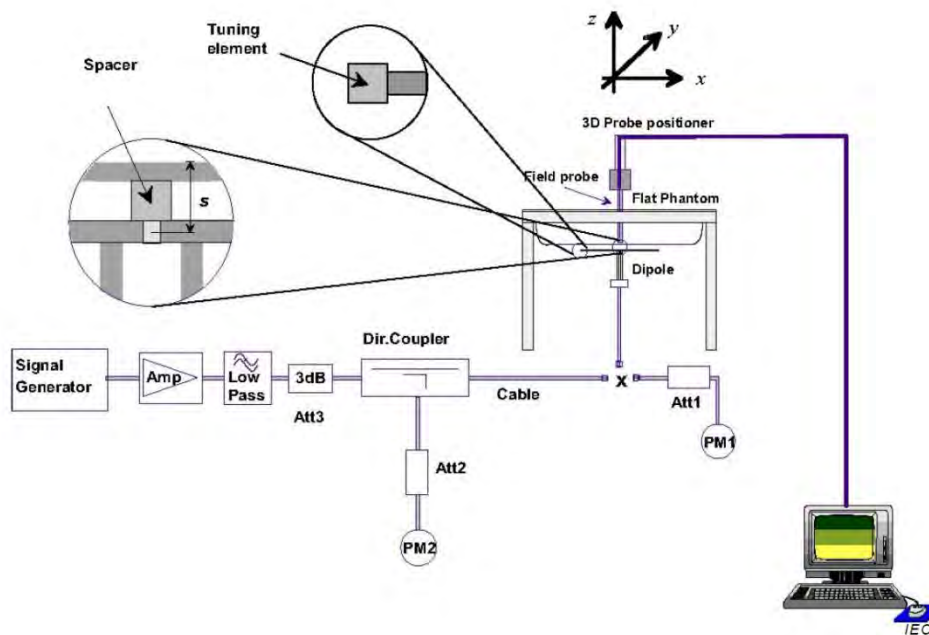


Picture 7-8 Liquid depth in the Head Phantom (5GHz)

8 System verification

8.1 System Setup

In the simplified setup for system evaluation, the DUT is replaced by a calibrated dipole and the power source is replaced by a continuous wave that comes from a signal generator. The calibrated dipole must be placed beneath the flat phantom section of the SAM twin phantom with the correct distance holder. The distance holder should touch the phantom surface with a light pressure at the reference marking and be oriented parallel to the long side of the phantom. The equipment setup is shown below:



Picture 8.1 System Setup for System Evaluation



Picture 8.2 Photo of Dipole Setup

8.2 System Verification

SAR system verification is required to confirm measurement accuracy, according to the tissue dielectric media, probe calibration points and other system operating parameters required for measuring the SAR of a test device. The system verification must be performed for each frequency band and within the valid range of each probe calibration point required for testing the device.

The system verification results are required that the area scan estimated 1-g SAR is within 3% of the zoom scan 1-g SAR. The details are presented in annex B.

Table 8.1: System Verification of Head

| Measurement Date (yyyy-mm-dd) | Frequency | Target value (W/kg) | | Measured value(W/kg) | | Deviation | |
|----------------------------------|-----------|---------------------|----------------|----------------------|----------------|-----------------|----------------|
| | | 10 g Average | 1 g Average | 10 g Average | 1 g Average | 10 g Average | 1 g Average |
| 2022/10/4 | 750 MHz | 5.53 | 8.47 | 5.6 | 8.32 | 1.27% | -1.77% |
| 2022/10/5 | 750 MHz | 5.53 | 8.47 | 5.52 | 8.32 | -0.18% | -1.77% |
| 2022/10/6 | 835 MHz | 6.25 | 9.60 | 6.16 | 9.76 | -1.44% | 1.67% |
| 2022/10/7 | 835 MHz | 6.25 | 9.60 | 6.24 | 9.72 | -0.16% | 1.25% |
| 2022/10/8 | 1750 MHz | 19.1 | 36.5 | 19.2 | 35.92 | 0.52% | -1.59% |
| 2022/10/9 | 1900 MHz | 20.6 | 39.6 | 20.4 | 40.2 | -0.97% | 1.52% |
| 2022/10/10 | 1900 MHz | 20.6 | 39.6 | 20.96 | 40.32 | 1.75% | 1.82% |
| 2022/10/11 | 2300 MHz | 23.8 | 49.7 | 23.96 | 50.48 | 0.67% | 1.57% |
| 2022/10/12 | 2600 MHz | 25.3 | 57.0 | 24.8 | 58.12 | -1.98% | 1.96% |
| 2022/10/13 | 3500 MHz | 25.2 | 67.3 | 25.0 | 66.4 | -0.95% | -1.40% |
| 2022/10/13 | 3900 MHz | 24.1 | 69.3 | 24.2 | 67.9 | 0.58% | -1.99% |
| 2022/9/27 | 750 MHz | 5.64 | 8.63 | 5.84 | 8.76 | 3.55% | 1.51% |
| 2022/9/30 | 900 MHz | 7.05 | 11.00 | 7.12 | 11.00 | 0.99% | 0.00% |
| 2022/10/9 | 1750 MHz | 19.3 | 36.8 | 19.2 | 36.9 | -0.31% | 0.33% |
| 2022/9/29 | 1900 MHz | 20.7 | 39.7 | 20.2 | 39.6 | -2.42% | -0.15% |
| 2022/9/28 | 1900 MHz | 20.7 | 39.7 | 20.6 | 40.0 | -0.48% | 0.65% |
| 2022/10/10 | 2300 MHz | 24.2 | 49.6 | 22.8 | 48.8 | -5.62% | -1.61% |
| 2022/10/8 | 2450 MHz | 24.9 | 52.7 | 23.2 | 51.2 | -6.67% | -2.85% |
| 2022/10/19 | 2600 MHz | 25.2 | 55.8 | 24.6 | 56.0 | -2.22% | 0.36% |
| 2022/10/20 | 3300 MHz | 25.0 | 6.60 | 24.8 | 6.5 | -0.80% | -1.52% |
| 2022/10/11 | 3300 MHz | 25.0 | 6.60 | 26.4 | 6.7 | 5.60% | 1.36% |
| 2022/10/20 | 3500 MHz | 25.3 | 6.79 | 25.0 | 6.6 | -1.19% | -2.50% |
| 2022/10/11 | 3500 MHz | 25.3 | 6.79 | 25.4 | 6.7 | 0.40% | -1.62% |
| 2022/10/20 | 3700 MHz | 24.4 | 67.3 | 24.2 | 66.3 | -0.82% | -1.49% |
| 2022/10/20 | 3900 MHz | 24.1 | 69.6 | 23.5 | 67.9 | -2.49% | -2.44% |
| 2022/10/14 | 5250 MHz | 23.1 | 80.9 | 22.2 | 78.4 | -3.90% | -3.09% |
| 2022/10/14 | 5600 MHz | 23.9 | 84.4 | 23.5 | 82.3 | -1.67% | -2.49% |
| 2022/10/14 | 5750 MHz | 22.8 | 81.2 | 21.8 | 77.4 | -4.39% | -4.68% |

9 Measurement Procedures

9.1 Tests to be performed

In order to determine the highest value of the peak spatial-average SAR of a handset, all device positions, configurations and operational modes shall be tested for each frequency band according to steps 1 to 3 below. A flowchart of the test process is shown in picture 9.1.

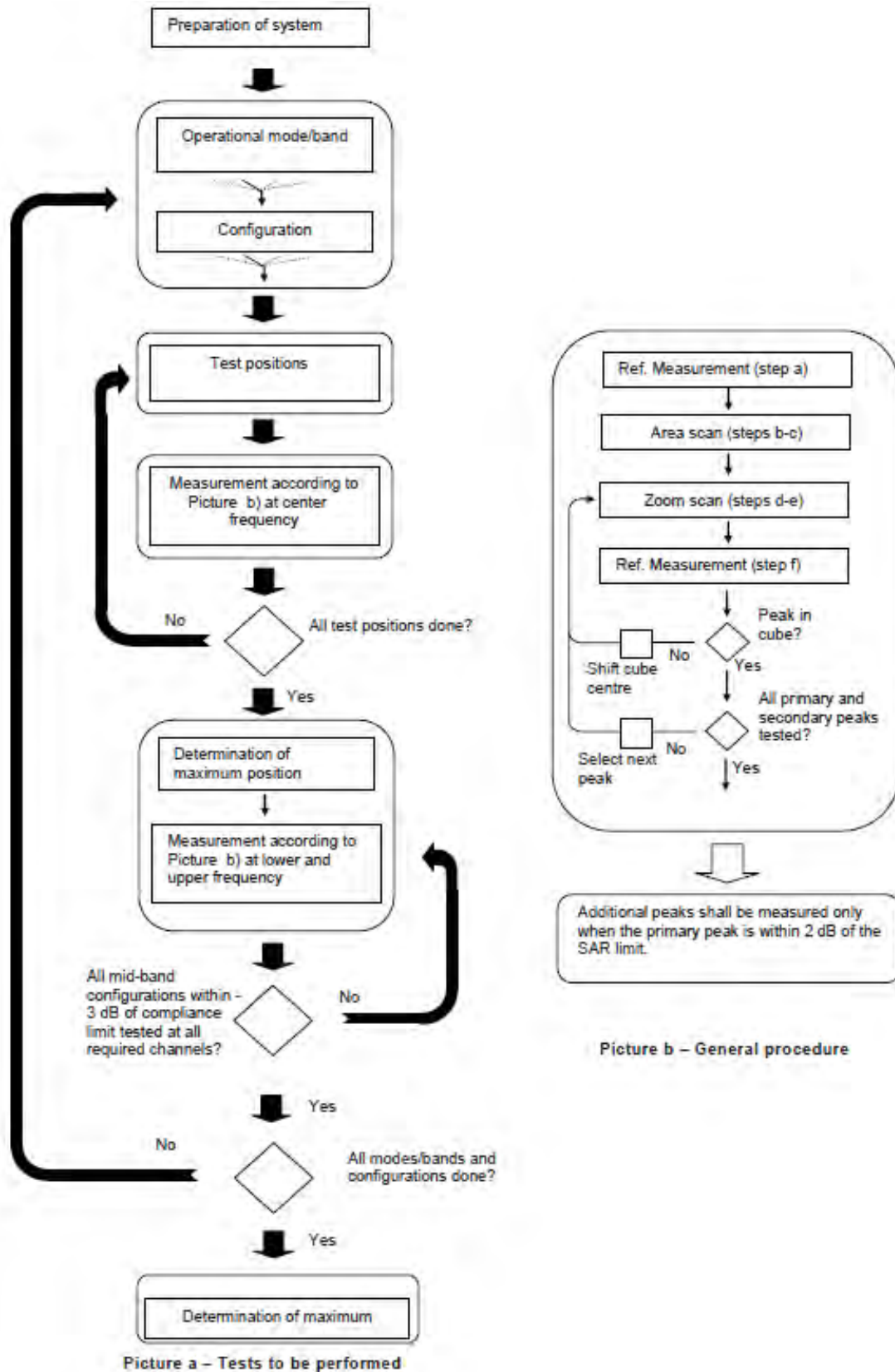
Step 1: The tests described in 9.2 shall be performed at the channel that is closest to the centre of the transmit frequency band (f_c) for:

- a) all device positions (cheek and tilt, for both left and right sides of the SAM phantom, as described in annex D),
- b) all configurations for each device position in a), e.g., antenna extended and retracted, and
- c) all operational modes, e.g., analogue and digital, for each device position in a) and configuration in b) in each frequency band.

If more than three frequencies need to be tested according to 11.1 (i.e., $N_c > 3$), then all frequencies, configurations and modes shall be tested for all of the above test conditions.

Step 2: For the condition providing highest peak spatial-average SAR determined in Step 1, perform all tests described in 9.2 at all other test frequencies, i.e., lowest and highest frequencies. In addition, for all other conditions (device position, configuration and operational mode) where the peak spatial-average SAR value determined in Step 1 is within 3 dB of the applicable SAR limit, it is recommended that all other test frequencies shall be tested as well.

Step 3: Examine all data to determine the highest value of the peak spatial-average SAR found in Steps 1 to 2.



Picture 9.1 Block diagram of the tests to be performed

9.2 General Measurement Procedure

The area and zoom scan resolutions specified in the table below must be applied to the SAR measurements and fully documented in SAR reports to qualify for TCB approval. Probe boundary effect error compensation is required for measurements with the probe tip closer than half a probe tip diameter to the phantom surface. Both the probe tip diameter and sensor offset distance must satisfy measurement protocols; to ensure probe boundary effect errors are minimized and the higher fields closest to the phantom surface can be correctly measured and extrapolated to the phantom surface for computing 1-g SAR. Tolerances of the post-processing algorithms must be verified by the test laboratory for the scan resolutions used in the SAR measurements, according to the reference distribution functions specified in IEEE Std 1528-2003. The results should be documented as part of the system validation records and may be requested to support test results when all the measurement parameters in the following table are not satisfied.

| | | ≤ 3 GHz | > 3 GHz |
|---|------------------------------------|--|---|
| Maximum distance from closest measurement point (geometric center of probe sensors) to phantom surface | | 5 ± 1 mm | $\frac{1}{2} \delta \cdot \ln(2) \pm 0.5$ mm |
| Maximum probe angle from probe axis to phantom surface normal at the measurement location | | $30^\circ \pm 1^\circ$ | $20^\circ \pm 1^\circ$ |
| Maximum area scan spatial resolution: Δx_{Area} , Δy_{Area} | | ≤ 2 GHz: ≤ 15 mm 2 – 3 GHz: ≤ 12 mm | 3 – 4 GHz: ≤ 12 mm 4 – 6 GHz: ≤ 10 mm |
| | | When the x or y dimension of the test device, in the measurement plane orientation, is smaller than the above, the measurement resolution must be \leq the corresponding x or y dimension of the test device with at least one measurement point on the test device. | |
| Maximum zoom scan spatial resolution: Δx_{Zoom} , Δy_{Zoom} | | ≤ 2 GHz: ≤ 8 mm 2 – 3 GHz: ≤ 5 mm* | 3 – 4 GHz: ≤ 5 mm* 4 – 6 GHz: ≤ 4 mm* |
| Maximum zoom scan spatial resolution, normal to phantom surface | uniform grid: $\Delta z_{Zoom}(n)$ | ≤ 5 mm | 3 – 4 GHz: ≤ 4 mm 4 – 5 GHz: ≤ 3 mm 5 – 6 GHz: ≤ 2 mm |
| | graded grid | $\Delta z_{Zoom}(1)$: between 1 st two points closest to phantom surface | ≤ 4 mm |
| | | $\Delta z_{Zoom}(n>1)$: between subsequent points | $\leq 1.5 \cdot \Delta z_{Zoom}(n-1)$ |
| Minimum zoom scan volume | x, y, z | ≥ 30 mm | 3 – 4 GHz: ≥ 28 mm 4 – 5 GHz: ≥ 25 mm 5 – 6 GHz: ≥ 22 mm |
| Note: δ is the penetration depth of a plane-wave at normal incidence to the tissue medium; see draft standard IEEE P1528-2011 for details. * When zoom scan is required and the <i>reported</i> SAR from the area scan based 1-g SAR estimation procedures of KDB 447498 is ≤ 1.4 W/kg, ≤ 8 mm, ≤ 7 mm and ≤ 5 mm zoom scan resolution may be applied, respectively, for 2 GHz to 3 GHz, 3 GHz to 4 GHz and 4 GHz to 6 GHz. | | | |

9.3 WCDMA Measurement Procedures for SAR

The following procedures are applicable to WCDMA handsets operating under 3GPP Release99, Release 5 and Release 6. The default test configuration is to measure SAR with an established radio link between the DUT and a communication test set using a 12.2kbps RMC (reference measurement channel) configured in Test Loop Mode 1. SAR is selectively confirmed for other physical channel configurations (DPCCH & DPDCH_n), HSDPA and HSPA (HSUPA/HSDPA) modes according to output power, exposure conditions and device operating capabilities. Both uplink and downlink should be configured with the same RMC or AMR, when required. SAR for Release 5 HSDPA and Release 6 HSPA are measured using the applicable FRC (fixed reference channel) and E-DCH reference channel configurations. Maximum output power is verified according to applicable versions of 3GPP TS 34.121 and SAR must be measured according to these maximum output conditions. When Maximum Power Reduction (MPR) is not implemented according to Cubic Metric (CM) requirements for Release 6 HSPA, the following procedures do not apply.

For Release 5 HSDPA Data Devices:

| Sub-test | β_c | β_d | β_d (SF) | β_c / β_d | β_{hs} | CM/dB |
|----------|-----------|-----------|----------------|---------------------|--------------|-------|
| 1 | 2/15 | 15/15 | 64 | 2/15 | 4/15 | 0.0 |
| 2 | 12/15 | 15/15 | 64 | 12/15 | 24/25 | 1.0 |
| 3 | 15/15 | 8/15 | 64 | 15/8 | 30/15 | 1.5 |
| 4 | 15/15 | 4/15 | 64 | 15/4 | 30/15 | 1.5 |

For Release 6 HSPA Data Devices

| Sub-test | β_c | β_d | β_d (SF) | β_c / β_d | β_{hs} | β_{ec} | β_{ed} | β_{ed} (SF) | β_{ed} (codes) | CM (dB) | MPR (dB) | AG Index | E-TFCI |
|----------|-----------|-----------|----------------|---------------------|--------------|--------------|--|-------------------|----------------------|---------|----------|----------|--------|
| 1 | 11/15 | 15/15 | 64 | 11/15 | 22/15 | 209/225 | 1039/225 | 4 | 1 | 1.5 | 1.5 | 20 | 75 |
| 2 | 6/15 | 15/15 | 64 | 6/15 | 12/15 | 12/15 | 12/15 | 4 | 1 | 1.5 | 1.5 | 12 | 67 |
| 3 | 15/15 | 9/15 | 64 | 15/9 | 30/15 | 30/15 | $\beta_{ed1}:47/15$ $\beta_{ed2}:47/15$ | 4 | 2 | 1.5 | 1.5 | 15 | 92 |
| 4 | 2/15 | 15/15 | 64 | 2/15 | 4/15 | 4/15 | 56/75 | 4 | 1 | 1.5 | 1.5 | 17 | 71 |
| 5 | 15/15 | 15/15 | 64 | 15/15 | 24/15 | 30/15 | 134/15 | 4 | 1 | 1.5 | 1.5 | 21 | 81 |

Rel.8 DC-HSDPA (Cat 24)

SAR test exclusion for Rel.8 DC-HSDPA must satisfy the SAR test exclusion requirements of Rel.5 HSDPA. SAR test exclusion for DC-HSDPA devices is determined by power measurements according to the H-Set 12, Fixed Reference Channel (FRC) configuration in Table C.8.1.12 of 3GPP TS 34.121-1. A primary and a secondary serving HS-DSCH Cell are required to perform the power measurement and for the results to qualify for SAR test exclusion.

9.4 SAR Measurement for LTE

SAR tests for LTE are performed with a base station simulator, Rohde & Schwarz CMW500. Closed loop power control was used so the UE transmits with maximum output power during SAR testing. All powers were measured with the CMW 500.

It is performed for conducted power and SAR based on the KDB941225 D05.

SAR is evaluated separately according to the following procedures for the different test positions in each exposure condition – head, body, body-worn accessories and other use conditions. The procedures in the following subsections are applied separately to test each LTE frequency band.

1) QPSK with 1 RB allocation

Start with the largest channel bandwidth and measure SAR for QPSK with 1 RB allocation, using the RB offset and required test channel combination with the highest maximum output power among RB offsets at the upper edge, middle and lower edge of each required test channel. When the reported SAR is ≤ 0.8 W/kg, testing of the remaining RB offset configurations and required test channels is not required for 1 RB allocation; otherwise, SAR is required for the remaining required test channels and only for the RB offset configuration with the highest output power for that channel. When the reported SAR of a required test channel is > 1.45 W/kg, SAR is required for all three RB offset configurations for that required test channel.

2) QPSK with 50% RB allocation

The procedures required for 1 RB allocation in 1) are applied to measure the SAR for QPSK with 50% RB allocation.

3) QPSK with 100% RB allocation

For QPSK with 100% RB allocation, SAR is not required when the highest maximum output power for 100 % RB allocation is less than the highest maximum output power in 50% and 1 RB allocations and the highest reported SAR for 1 RB and 50% RB allocation in 1) and 2) are ≤ 0.8 W/kg. Otherwise, SAR is measured for the highest output power channel; and if the reported SAR is > 1.45 W/kg, the remaining required test channels must also be tested.

TDD test:

TDD testing is performed using guidance from FCC KDB 941225 D05 and the SAR test guidance provided in April 2013 TCB works hop notes. TDD is tested at the highest duty factor using UL-DL configuration 0 with special subframe configuration 6 and applying the FDD LTE procedures in KDB 941225 D05. SAR testing is performed using the extended cyclic prefix listed in 3GPP TS 36.211.

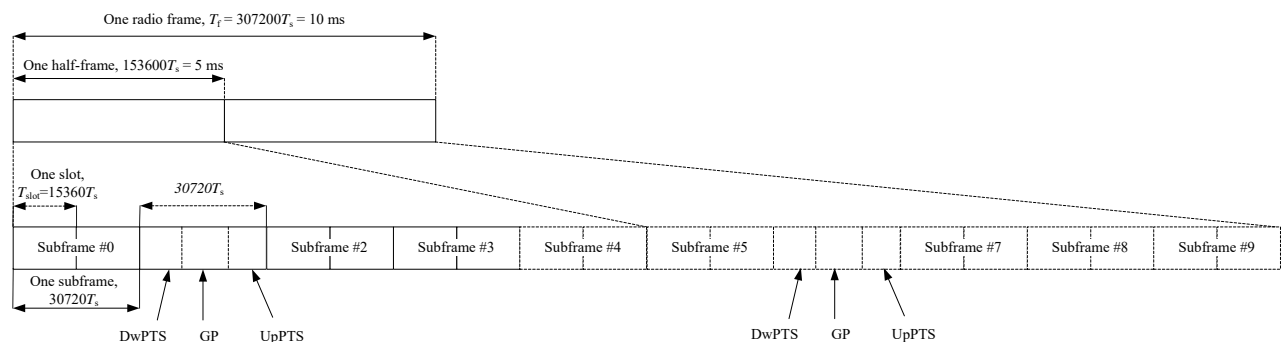


Figure 9.2: Frame structure type 2 (for 5 ms switch-point periodicity)

Table 9.1: Configuration of special subframe (lengths of DwPTS/GP/UpPTS)

| Special subframe configuration | Normal cyclic prefix in downlink | | | Extended cyclic prefix in downlink | | |
|--------------------------------|----------------------------------|--------------------------------|----------------------------------|------------------------------------|--------------------------------|----------------------------------|
| | DwPTS | UpPTS | | DwPTS | UpPTS | |
| | | Normal cyclic prefix in uplink | Extended cyclic prefix in uplink | | Normal cyclic prefix in uplink | Extended cyclic prefix in uplink |
| 0 | $6592 \cdot T_s$ | $2192 \cdot T_s$ | $2560 \cdot T_s$ | $7680 \cdot T_s$ | $2192 \cdot T_s$ | $2560 \cdot T_s$ |
| 1 | $19760 \cdot T_s$ | | | $20480 \cdot T_s$ | | |
| 2 | $21952 \cdot T_s$ | | | $23040 \cdot T_s$ | | |
| 3 | $24144 \cdot T_s$ | | | $25600 \cdot T_s$ | | |
| 4 | $26336 \cdot T_s$ | | | $7680 \cdot T_s$ | | |
| 5 | $6592 \cdot T_s$ | $4384 \cdot T_s$ | $5120 \cdot T_s$ | $20480 \cdot T_s$ | $4384 \cdot T_s$ | $5120 \cdot T_s$ |
| 6 | $19760 \cdot T_s$ | | | $23040 \cdot T_s$ | | |
| 7 | $21952 \cdot T_s$ | | | $12800 \cdot T_s$ | | |
| 8 | $24144 \cdot T_s$ | | | - | | |
| 9 | $13168 \cdot T_s$ | | | - | | |

Table 9.2: Uplink-downlink configurations

| Uplink-downlink configuration | Downlink-to-Uplink Switch-point periodicity | Subframe number | | | | | | | | | |
|-------------------------------|---|-----------------|---|---|---|---|---|---|---|---|---|
| | | 0 | 1 | 2 | 3 | 4 | 5 | 6 | 7 | 8 | 9 |
| 0 | 5 ms | D | S | U | U | U | D | S | U | U | U |
| 1 | 5 ms | D | S | U | U | D | D | S | U | U | D |
| 2 | 5 ms | D | S | U | D | D | D | S | U | D | D |
| 3 | 10 ms | D | S | U | U | U | D | D | D | D | D |
| 4 | 10 ms | D | S | U | U | D | D | D | D | D | D |
| 5 | 10 ms | D | S | U | D | D | D | D | D | D | D |
| 6 | 5 ms | D | S | U | U | U | D | S | U | U | D |

Duty factor is calculated by:

$$\begin{aligned}
 \text{Duty factor} &= \text{uplink frame} \cdot 6 + \text{UpPTS} \cdot 2 / \text{one frame length} \\
 &= (30720 \cdot T_s + 6 + 5120 \cdot T_s \cdot 2) / 307200 \cdot T_s \\
 &= 0.633
 \end{aligned}$$

9.5 Bluetooth & Wi-Fi Measurement Procedures for SAR

Normal network operating configurations are not suitable for measuring the SAR of 802.11 transmitters in general. Unpredictable fluctuations in network traffic and antenna diversity conditions can introduce undesirable variations in SAR results. The SAR for these devices should be measured using chipset based test mode software to ensure that the results are consistent and reliable.

Chipset based test mode software is hardware dependent and generally varies among manufacturers. The device operating parameters established in a test mode for SAR measurements must be identical to those programmed in production units, including output power levels, amplifier gain settings and other RF performance tuning parameters. The test frequencies should correspond to actual channel frequencies defined for domestic use. SAR for devices with switched diversity should be measured with only one antenna transmitting at a time during each SAR measurement, according to a fixed modulation and data rate. The same data pattern should be used for all measurements.

9.6 Power Drift

To control the output power stability during the SAR test, DASY5 system calculates the power drift by measuring the E-field at the same location at the beginning and at the end of the measurement for each test position. These drift values can be found in section 14 labeled as: (Power Drift [dB]). This ensures that the power drift during one measurement is within 5%.

10 Area Scan Based 1-g SAR

10.1 Requirement of KDB

According to the KDB447498 D01, when the implementation is based the specific polynomial fit algorithm as presented at the 29th Bioelectromagnetics Society meeting (2007) and the estimated 1-gSAR is ≤ 1.2 W/kg, a zoom scan measurement is not required provided it is also not needed for any other purpose; for example, if the peak SAR location required for simultaneous transmission SAR test exclusion can be determined accurately by the SAR system or manually to discriminate between distinctive peaks and scattered noisy SAR distributions from area scans.

There must not be any warning or alert messages due to various measurement concerns identified by the SAR system; for example, noise in measurements, peaks too close to scan boundary, peaks are too sharp, spatial resolution and uncertainty issues etc. The SAR system verification must also demonstrate that the area scan estimated 1-g SAR is within 3% of the zoom scan 1-g SAR (See Annex B). When all the SAR results for each exposure condition in a frequency band and wireless mode are based on estimated 1-g SAR, the 1-g SAR for the highest SAR configuration must be determined by a zoom scan.

10.2 Fast SAR Algorithms

The approach is based on the area scan measurement applying a frequency dependent attenuation parameter. This attenuation parameter was empirically determined by analyzing a large number of phones. The MOTOROLA FAST SAR was developed and validated by the MOTOROLA Research Group in Ft. Lauderdale.

In the initial study, an approximation algorithm based on Linear fit was developed. The accuracy of the algorithm has been demonstrated across a broad frequency range (136-2450 MHz) and for both 1- and 10-g averaged SAR using a sample of 264 SAR measurements from 55 wireless handsets. For the sample size studied, the root-mean-squared errors of the algorithm are 1.2% and 5.8% for 1- and 10-g averaged SAR, respectively. The paper describing the algorithm in detail is expected to be published in August 2004 within the Special Issue of Transactions on MTT.

In the second step, the same research group optimized the fitting algorithm to an Polynomial fit whereby the frequency validity was extended to cover the range 30-6000MHz. Details of this study can be found in the BEMS 2007 Proceedings.

Both algorithms are implemented in DASY software.

11 Conducted Output Power

Table11.1: Summary of Receiver detection mechanism

| Antenna | Receiver on (Standalone) | Receiver off (Standalone) | Receiver on (UL CA/ENDC) | Receiver off (UL CA/ENDC) | Receiver off |
|--------------|--------------------------|---------------------------|--------------------------|---------------------------|--------------|
| Main Antenna | DSI2 | DSI3 | DSI4 | DSI5 | DSI8 |

11.1 GSM Measurement result

During the process of testing, the EUT was controlled via Agilent Digital Radio Communication tester (E5515C) to ensure the maximum power transmission and proper modulation. This result contains conducted output power for the EUT. In all cases, the measured peak output power should be greater and within 5% than EMI measurement.

**Table 11.1-1: The conducted power measurement results –GSM850
-Power Level DSI2/3/8**

| | | | | | | | | |
|--------------------------|---|-------|-------|---------|-------------|---|-------|-------|
| GSM 850 Speech (GMSK) | Measured timeslot-averaged output power (dBm) | | | Tune up | calculation | Source-based time-averaged output power (dBm) | | |
| | 251 | 190 | 128 | | | 251 | 190 | 128 |
| 1 Txslot | 32.32 | 31.96 | 32.31 | 33.50 | / | / | / | / |
| GSM 850 GPRS (GMSK) | Measured timeslot-averaged output power (dBm) | | | | calculation | Source-based time-averaged output power (dBm) | | |
| | 251 | 190 | 128 | | | 251 | 190 | 128 |
| 1 Txslot | 32.37 | 32.00 | 32.36 | 33.50 | -9.03 | 23.34 | 22.97 | 23.33 |
| 2 Txslots | 30.20 | 30.26 | 30.28 | 31.50 | -6.02 | 24.18 | 24.24 | 24.26 |
| 3 Txslots | 28.33 | 28.40 | 28.41 | 29.50 | -4.26 | 24.07 | 24.14 | 24.15 |
| 4 Txslots | 26.20 | 26.30 | 26.34 | 27.50 | -3.01 | 23.19 | 23.29 | 23.33 |
| GSM 850 EGPRS (GMSK) | Measured timeslot-averaged output power (dBm) | | | | calculation | Source-based time-averaged output power (dBm) | | |
| | 251 | 190 | 128 | | | 251 | 190 | 128 |
| 1 Txslot | 32.41 | 32.04 | 32.42 | 33.50 | -9.03 | 23.38 | 23.01 | 23.39 |
| 2 Txslots | 30.22 | 30.30 | 30.33 | 31.50 | -6.02 | 24.20 | 24.28 | 24.31 |
| 3 Txslots | 28.35 | 28.43 | 28.46 | 29.50 | -4.26 | 24.09 | 24.17 | 24.20 |
| 4 Txslots | 26.23 | 26.33 | 26.39 | 27.50 | -3.01 | 23.22 | 23.32 | 23.38 |
| GSM 850 EGPRS (8PSK) | Measured timeslot-averaged output power (dBm) | | | | calculation | Source-based time-averaged output power (dBm) | | |
| | 251 | 190 | 128 | | | 251 | 190 | 128 |
| 1 Txslot | 25.15 | 25.24 | 25.19 | 26.50 | -9.03 | 16.12 | 16.21 | 16.16 |
| 2 Txslots | 24.35 | 24.41 | 25.28 | 25.50 | -6.02 | 18.33 | 18.39 | 19.26 |
| 3Txslots | 22.63 | 22.67 | 22.96 | 24.00 | -4.26 | 18.37 | 18.41 | 18.70 |
| 4 Txslots | 21.34 | 20.98 | 21.11 | 22.50 | -3.01 | 18.33 | 17.97 | 18.10 |

NOTES:

1) Division Factors

To average the power, the division factor is as follows:

1TX-slot = 1 transmit time slot out of 8 time slots=> conducted power divided by (8/1) => -9.03dB

2TX-slots = 2 transmit time slots out of 8 time slots=> conducted power divided by (8/2) => -6.02dB

3TX-slots = 3 transmit time slots out of 8 time slots=> conducted power divided by (8/3) => -4.26dB

4TX-slots = 4 transmit time slots out of 8 time slots=> conducted power divided by (8/4) => -3.01dB

According to the conducted power as above, the body measurements are performed with 2Txslots for GSM850.

**Table 11.1-2: The conducted power measurement results-GSM1900
-Power Level DS12/3/8**

| PCS1900 Speech (GMSK) | Measured timeslot-averaged output power (dBm) | | | Tune up | calculation | Source-based time-averaged output power (dBm) | | |
|--------------------------|--|-------|-------|---------|-------------|--|-------|-------|
| | 810 | 661 | 512 | | | 810 | 661 | 512 |
| 1 Txslot | 28.71 | 28.86 | 28.72 | 30.50 | / | / | / | / |
| PCS1900 GPRS (GMSK) | Measured timeslot-averaged output power (dBm) | | | | calculation | Source-based time-averaged output power (dBm) | | |
| | 810 | 661 | 512 | | | 810 | 661 | 512 |
| 1 Txslot | 28.90 | 28.88 | 28.71 | 30.50 | -9.03 | 19.87 | 19.85 | 19.68 |
| 2 Txslots | 26.59 | 26.58 | 26.56 | 27.50 | -6.02 | 20.57 | 20.56 | 20.54 |
| 3 Txslots | 24.85 | 24.78 | 24.79 | 26.50 | -4.26 | 20.59 | 20.52 | 20.53 |
| 4 Txslots | 23.07 | 23.03 | 23.09 | 24.50 | -3.01 | 20.06 | 20.02 | 20.08 |
| PCS1900 EGPRS (GMSK) | Measured timeslot-averaged output power (dBm) | | | | calculation | Source-based time-averaged output power (dBm) | | |
| | 810 | 661 | 512 | | | 810 | 661 | 512 |
| 1 Txslot | 28.73 | 28.88 | 28.73 | 30.50 | -9.03 | 19.70 | 19.85 | 19.70 |
| 2 Txslots | 26.43 | 26.51 | 26.49 | 27.50 | -6.02 | 20.41 | 20.49 | 20.47 |
| 3 Txslots | 24.72 | 24.71 | 24.74 | 26.50 | -4.26 | 20.46 | 20.45 | 20.48 |
| 4 Txslots | 22.97 | 22.95 | 23.04 | 24.50 | -3.01 | 19.96 | 19.94 | 20.03 |
| PCS1900 EGPRS (8PSK) | Measured timeslot-averaged output power (dBm) | | | | calculation | Source-based time-averaged output power (dBm) | | |
| | 810 | 661 | 512 | | | 810 | 661 | 512 |
| 1 Txslot | 24.28 | 24.41 | 24.47 | 25.50 | -9.03 | 15.25 | 15.38 | 15.44 |
| 2 Txslots | 23.07 | 23.20 | 23.19 | 24.50 | -6.02 | 17.05 | 17.18 | 17.17 |
| 3Txslots | 21.40 | 21.72 | 21.50 | 22.50 | -4.26 | 17.14 | 17.46 | 17.24 |
| 4 Txslots | 19.96 | 19.87 | 19.99 | 21.50 | -3.01 | 16.95 | 16.86 | 16.98 |

NOTES:

1) Division Factors

To average the power, the division factor is as follows:

1TX-slot = 1 transmit time slot out of 8 time slots=> conducted power divided by (8/1) => -9.03dB

2TX-slots = 2 transmit time slots out of 8 time slots=> conducted power divided by (8/2) => -6.02dB

3TX-slots = 3 transmit time slots out of 8 time slots=> conducted power divided by (8/3) => -4.26dB

4TX-slots = 4 transmit time slots out of 8 time slots=> conducted power divided by (8/4) => -3.01dB

According to the conducted power as above, the body measurements are performed with

2Txslots for GSM1900.

11.2 WCDMA Measurement result

Table 11.2-1: The conducted Power for WCDMA B2/B4 -DSI2/4/5/8

| WCDMA1900 | FDDII result (dBm) | | | Tune up |
|-----------|--------------------------|------------------------|--------------------------|---------|
| | 9538/9938 (1907.6MHz) | 9400/9800 (1880MHz) | 9262/9662 (1852.4MHz) | |
| | 23.08 | 23.16 | 23.05 | |
| HSUPA | 21.73 | 21.86 | 21.79 | 22.50 |
| | 21.26 | 21.35 | 21.28 | 22.50 |
| | 21.78 | 21.84 | 21.77 | 22.50 |
| | 21.78 | 21.79 | 21.73 | 22.50 |
| | 21.85 | 21.91 | 21.71 | 22.50 |
| DC-HSDPA | 21.83 | 21.91 | 21.83 | 23.00 |
| | 21.79 | 21.88 | 21.79 | 23.00 |
| | 21.29 | 21.38 | 21.29 | 22.50 |
| | 21.2 | 21.36 | 21.21 | 22.50 |

| WCDMA1700 | FDDIV result (dBm) | | | Tune up |
|-----------|--------------------------|--------------------------|--------------------------|---------|
| | 1513/1738 (1752.6MHz) | 1412/1637 (1732.4MHz) | 1312/1537 (1712.4MHz) | |
| | 23.11 | 23.03 | 23.04 | |
| HSUPA | 22.07 | 21.93 | 21.98 | 22.50 |
| | 21.57 | 21.43 | 21.45 | 22.50 |
| | 22.09 | 21.93 | 21.98 | 22.50 |
| | 22.02 | 21.96 | 21.98 | 22.50 |
| | 22.13 | 21.95 | 22.01 | 22.50 |
| DC-HSDPA | 21.97 | 21.98 | 22.03 | 23.00 |
| | 22.02 | 21.98 | 22.04 | 23.00 |
| | 21.51 | 21.46 | 21.53 | 22.50 |
| | 21.47 | 21.39 | 21.45 | 22.50 |

Table 11.2-2: The conducted Power for WCDMA B2/B4 -DSI3

| WCDMA1900 | FDDII result (dBm) | | | Tune up |
|-----------|--------------------|-----------|-------------|---------|
| | 9538/9938 | 9400/9800 | 9262/9662 | |
| | (1907.6MHz) | (1880MHz) | (1852.4MHz) | |
| | 22.55 | 22.65 | 22.59 | 23.50 |
| HSUPA | 21.31 | 21.40 | 21.38 | 22.00 |
| | 20.79 | 20.87 | 20.87 | 22.00 |
| | 21.36 | 21.41 | 21.30 | 22.00 |
| | 21.33 | 21.38 | 21.32 | 22.00 |
| | 21.41 | 21.49 | 21.28 | 22.00 |
| DC-HSDPA | 21.42 | 21.49 | 21.35 | 22.50 |
| | 21.29 | 21.48 | 21.34 | 22.50 |
| | 20.82 | 20.89 | 20.88 | 22.00 |
| | 20.76 | 20.93 | 20.81 | 22.00 |

| WCDMA1700 | FDDIV result (dBm) | | | Tune up |
|-----------|--------------------|-------------|-------------|---------|
| | 1513/1738 | 1412/1637 | 1312/1537 | |
| | (1752.6MHz) | (1732.4MHz) | (1712.4MHz) | |
| | 23.02 | 22.96 | 22.92 | 23.50 |
| HSUPA | 21.63 | 21.47 | 21.54 | 22.00 |
| | 21.16 | 20.96 | 21.04 | 22.00 |
| | 21.61 | 21.46 | 21.50 | 22.00 |
| | 21.54 | 21.56 | 21.50 | 22.00 |
| | 21.66 | 21.49 | 21.59 | 22.00 |
| DC-HSDPA | 21.47 | 21.57 | 21.62 | 22.50 |
| | 21.56 | 21.58 | 21.57 | 22.50 |
| | 21.02 | 20.99 | 21.10 | 22.00 |
| | 21.00 | 20.98 | 20.96 | 22.00 |

Table 11.2-3: The conducted Power for WCDMA B5 -Power Level DS12/3/4/5/8

| WCDMA850 | FDDV result (dBm) | | | Tune up |
|----------|-------------------|------------|------------|---------|
| | 4233/4458 | 4183/4408 | 4132/4357 | |
| | (846.6MHz) | (836.6MHz) | (826.4MHz) | |
| | 23.14 | 23.11 | 23.10 | 25.00 |
| HSUPA | 21.97 | 22.13 | 22.05 | 23.00 |
| | 21.43 | 21.55 | 21.44 | 23.00 |
| | 21.85 | 22.11 | 21.85 | 23.00 |
| | 21.84 | 22.12 | 21.93 | 23.00 |
| | 21.86 | 22.09 | 21.95 | 23.00 |
| DC-HSDPA | 22.03 | 22.16 | 21.99 | 22.50 |
| | 21.98 | 21.99 | 21.83 | 22.50 |
| | 21.36 | 21.50 | 21.34 | 22.00 |
| | 21.38 | 21.51 | 21.31 | 22.00 |

11.3 LTE Measurement result

| Antenna | Receiver on (Standalone) | Receiver off (Standalone) | Receiver on (UL CA/ENDC) | Receiver off (UL CA/ENDC) | Receiver off |
|-----------------|-----------------------------|------------------------------|-----------------------------|------------------------------|-----------------|
| Main Antenna | DSI2 | DSI3 | DSI4 | DSI5 | DSI8 |

Maximum Target Power for Production Unit

| Tune up (dBm) | | | | | |
|------------------|-----------------------------|------------------------------|----------------------------|-----------------------------|-----------------|
| BAND | Receiver on (Standalone) | Receiver off (Standalone) | Receiver on (ULCA/ENDC) | Receiver off (ULCA/ENDC) | Receiver off |
| LTE B2 ANT3 | / | / | 20.00 | 19.00 | 24.50 |
| LTE B12 ANT0 | 24.50 | 24.50 | 24.50 | 24.50 | 24.50 |
| LTE B14 ANT0 | 24.50 | 24.50 | 24.50 | 23.50 | 24.50 |
| LTE B25 ANT1 | 24.50 | 23.00 | 24.50 | 19.00 | 24.50 |
| LTE B26 ANT0 | 24.50 | 24.50 | 24.50 | 21.50 | 24.50 |
| LTE B30 ANT0 | 24.50 | 24.50 | 24.50 | 19.00 | 24.50 |
| LTE B30 ANT3 | 20.50 | 22.00 | 24.50 | 24.50 | 24.50 |
| LTE B41 PC2 ANT3 | 17.00 | 19.00 | / | / | 26.00 |
| LTE B41 PC3 ANT3 | 17.00 | 19.00 | / | / | 25.00 |
| LTE B48 ANT4 | 17.50 | 20.50 | / | / | 24.00 |
| LTE B66 ANT1 | 24.50 | 23.00 | 24.50 | 20.00 | 24.50 |
| LTE B66 ANT3 | / | / | 20.00 | 19.50 | 24.50 |
| LTE B71 ANT0 | 24.50 | 24.50 | 24.50 | 24.50 | 24.50 |

| LTE B2 ANT3 DSI3/4/8 | | | | | | |
|----------------------|-----------------|----------------|-------|-------|-------|--------|
| BANDWIDTH | Number of RBs | Frequency | QPSK | 16QAM | 64QAM | 256QAM |
| 1.4MHz | 1RB-High (5) | 1909.3 (19193) | 23.80 | 23.05 | 22.43 | 19.10 |
| | | 1880 (18900) | 23.96 | 23.22 | 22.36 | 19.36 |
| | | 1850.7 (18607) | 23.88 | 23.07 | 22.41 | 19.58 |
| | 1RB-Middle (3) | 1909.3 (19193) | 24.02 | 23.06 | 22.25 | 19.12 |
| | | 1880 (18900) | 24.12 | 23.23 | 22.39 | 19.72 |
| | | 1850.7 (18607) | 23.92 | 23.29 | 22.29 | 19.12 |
| | 1RB-Low (0) | 1909.3 (19193) | 23.89 | 23.14 | 22.33 | 18.89 |
| | | 1880 (18900) | 24.01 | 23.28 | 22.60 | 20.01 |
| | | 1850.7 (18607) | 23.91 | 23.21 | 22.51 | 19.11 |
| | 3RB-High (3) | 1909.3 (19193) | 23.88 | 22.95 | 22.21 | 18.98 |
| | | 1880 (18900) | 24.07 | 23.20 | 22.28 | 19.27 |
| | | 1850.7 (18607) | 23.95 | 23.05 | 22.20 | 19.65 |
| | 3RB-Middle (1) | 1909.3 (19193) | 23.93 | 23.11 | 22.27 | 19.13 |
| | | 1880 (18900) | 24.14 | 23.14 | 22.44 | 19.54 |
| | | 1850.7 (18607) | 24.02 | 23.01 | 22.25 | 19.62 |
| | 3RB-Low (0) | 1909.3 (19193) | 23.91 | 23.01 | 22.29 | 19.71 |
| | | 1880 (18900) | 24.10 | 23.14 | 22.43 | 19.60 |
| | | 1850.7 (18607) | 23.99 | 23.07 | 22.40 | 19.39 |
| | 6RB (0) | 1909.3 (19193) | 22.96 | 22.05 | 21.30 | 18.86 |
| | | 1880 (18900) | 23.21 | 22.17 | 21.30 | 19.01 |
| | | 1850.7 (18607) | 23.04 | 22.01 | 21.12 | 18.24 |
| 3MHz | 1RB-High (14) | 1908.5 (19185) | 24.02 | 23.29 | 22.22 | 19.22 |
| | | 1880 (18900) | 24.09 | 23.37 | 22.36 | 19.09 |
| | | 1851.5 (18615) | 23.88 | 23.32 | 22.15 | 19.88 |
| | 1RB-Middle (7) | 1908.5 (19185) | 24.03 | 23.45 | 22.10 | 19.83 |
| | | 1880 (18900) | 24.21 | 23.37 | 22.36 | 19.51 |
| | | 1851.5 (18615) | 23.99 | 23.46 | 22.28 | 19.69 |
| | 1RB-Low (0) | 1908.5 (19185) | 24.21 | 23.50 | 22.39 | 19.41 |
| | | 1880 (18900) | 24.24 | 23.38 | 22.60 | 19.84 |
| | | 1851.5 (18615) | 24.12 | 23.54 | 22.41 | 19.72 |
| | 8RB-High (7) | 1908.5 (19185) | 23.09 | 22.13 | 21.40 | 18.39 |
| | | 1880 (18900) | 23.23 | 22.19 | 21.44 | 18.53 |
| | | 1851.5 (18615) | 23.08 | 21.99 | 21.36 | 18.38 |
| | 8RB-Middle (4) | 1908.5 (19185) | 23.06 | 22.24 | 21.39 | 18.66 |
| | | 1880 (18900) | 23.21 | 22.28 | 21.40 | 18.81 |
| | | 1851.5 (18615) | 23.12 | 22.23 | 21.29 | 18.32 |
| | 8RB-Low (0) | 1908.5 (19185) | 23.20 | 22.23 | 21.39 | 19.10 |
| | | 1880 (18900) | 23.26 | 22.23 | 21.46 | 19.06 |
| | | 1851.5 (18615) | 23.13 | 22.11 | 21.46 | 19.03 |
| | 15RB (0) | 1908.5 (19185) | 23.15 | 22.13 | 21.39 | 19.15 |
| | | 1880 (18900) | 23.20 | 22.23 | 21.38 | 18.30 |
| | | 1851.5 (18615) | 23.21 | 22.18 | 21.24 | 18.81 |
| 5MHz | 1RB-High (24) | 1907.5 (19175) | 24.14 | 23.40 | 22.38 | 19.34 |
| | | 1880 (18900) | 24.09 | 23.39 | 22.50 | 19.99 |
| | | 1852.5 (18625) | 23.97 | 23.20 | 22.29 | 18.97 |
| | 1RB-Middle (12) | 1907.5 (19175) | 24.08 | 23.67 | 22.07 | 19.68 |
| | | 1880 (18900) | 24.17 | 23.84 | 22.49 | 19.17 |
| | | 1852.5 (18625) | 24.10 | 23.40 | 22.37 | 19.30 |
| | 1RB-Low (0) | 1907.5 (19175) | 24.13 | 23.31 | 22.51 | 19.93 |
| | | 1880 (18900) | 24.07 | 23.47 | 22.47 | 19.97 |
| | | 1852.5 (18625) | 24.06 | 23.39 | 22.33 | 19.36 |
| | 12RB-High (13) | 1907.5 (19175) | 23.08 | 22.10 | 21.34 | 18.58 |
| | | 1880 (18900) | 23.24 | 22.23 | 21.36 | 18.54 |
| | | 1852.5 (18625) | 23.04 | 22.11 | 21.28 | 18.54 |
| | 12RB-Middle (6) | 1907.5 (19175) | 23.23 | 22.25 | 21.31 | 18.53 |
| | | 1880 (18900) | 23.26 | 22.38 | 21.49 | 18.36 |
| | | 1852.5 (18625) | 23.13 | 22.21 | 21.36 | 18.93 |
| | 12RB-Low (0) | 1907.5 (19175) | 23.25 | 22.26 | 21.52 | 18.75 |
| | | 1880 (18900) | 23.19 | 22.21 | 21.41 | 19.19 |
| | | 1852.5 (18625) | 23.20 | 22.09 | 21.42 | 18.40 |
| | 25RB (0) | 1907.5 (19175) | 23.13 | 22.15 | 21.45 | 18.13 |
| | | 1880 (18900) | 23.14 | 22.17 | 21.34 | 18.74 |
| | | 1852.5 (18625) | 23.11 | 22.09 | 21.29 | 18.91 |

| | | | | | | |
|-----------|------------------|----------------|-------|-------|-------|-------|
| 10MHz | 1RB-High (49) | 1905 (19150) | 24.00 | 23.57 | 22.51 | 19.30 |
| | | 1880 (18900) | 24.00 | 23.62 | 22.26 | 19.60 |
| | | 1855 (18650) | 23.98 | 23.61 | 22.35 | 19.48 |
| | 1RB-Middle (24) | 1905 (19150) | 24.07 | 23.28 | 22.44 | 19.47 |
| | | 1880 (18900) | 24.21 | 23.30 | 22.43 | 20.21 |
| | | 1855 (18650) | 24.03 | 23.22 | 22.33 | 19.23 |
| | 1RB-Low (0) | 1905 (19150) | 24.14 | 23.63 | 22.53 | 19.54 |
| | | 1880 (18900) | 24.10 | 23.66 | 22.60 | 19.80 |
| | | 1855 (18650) | 24.13 | 23.68 | 22.49 | 19.83 |
| | 25RB-High (25) | 1905 (19150) | 23.11 | 22.11 | 21.28 | 18.41 |
| | | 1880 (18900) | 23.05 | 22.25 | 21.41 | 18.05 |
| | | 1855 (18650) | 23.14 | 22.18 | 21.37 | 19.04 |
| | 25RB-Middle (12) | 1905 (19150) | 23.24 | 22.30 | 21.41 | 19.04 |
| | | 1880 (18900) | 23.17 | 22.27 | 21.46 | 18.17 |
| | | 1855 (18650) | 23.13 | 22.26 | 21.45 | 18.23 |
| | 25RB-Low (0) | 1905 (19150) | 23.27 | 22.26 | 21.42 | 18.97 |
| | | 1880 (18900) | 23.29 | 22.27 | 21.38 | 18.99 |
| | | 1855 (18650) | 23.23 | 22.25 | 21.39 | 18.83 |
| 50RB (0) | 1905 (19150) | 23.21 | 22.24 | 21.44 | 18.91 | |
| | 1880 (18900) | 23.26 | 22.27 | 21.31 | 18.76 | |
| | 1855 (18650) | 23.14 | 22.18 | 21.35 | 19.04 | |
| 15MHz | 1RB-High (74) | 1902.5 (19125) | 23.92 | 23.36 | 22.70 | 19.32 |
| | | 1880 (18900) | 24.03 | 23.38 | 22.75 | 19.63 |
| | | 1857.5 (18675) | 23.98 | 23.28 | 22.43 | 18.98 |
| | 1RB-Middle (37) | 1902.5 (19125) | 24.03 | 23.41 | 22.59 | 19.43 |
| | | 1880 (18900) | 24.10 | 23.36 | 22.54 | 19.30 |
| | | 1857.5 (18675) | 23.94 | 23.31 | 22.50 | 18.94 |
| | 1RB-Low (0) | 1902.5 (19125) | 24.06 | 23.44 | 22.59 | 19.46 |
| | | 1880 (18900) | 24.07 | 23.40 | 22.59 | 19.87 |
| | | 1857.5 (18675) | 23.96 | 23.51 | 22.58 | 19.96 |
| | 36RB-High (38) | 1902.5 (19125) | 23.12 | 22.13 | 21.28 | 18.82 |
| | | 1880 (18900) | 23.15 | 22.19 | 21.28 | 18.95 |
| | | 1857.5 (18675) | 23.15 | 22.09 | 21.26 | 18.35 |
| | 36RB-Middle (19) | 1902.5 (19125) | 23.20 | 22.14 | 21.39 | 18.80 |
| | | 1880 (18900) | 23.22 | 22.09 | 21.37 | 18.32 |
| | | 1857.5 (18675) | 23.17 | 22.06 | 21.31 | 18.57 |
| | 36RB-Low (0) | 1902.5 (19125) | 23.20 | 22.14 | 21.41 | 18.90 |
| | | 1880 (18900) | 23.09 | 22.15 | 21.37 | 18.69 |
| | | 1857.5 (18675) | 23.23 | 22.16 | 21.40 | 19.03 |
| 75RB (0) | 1902.5 (19125) | 23.10 | 22.15 | 21.34 | 18.50 | |
| | 1880 (18900) | 23.16 | 22.13 | 21.30 | 18.56 | |
| | 1857.5 (18675) | 23.08 | 22.19 | 21.24 | 18.48 | |
| 20MHz | 1RB-High (99) | 1900 (19100) | 24.00 | 23.50 | 22.22 | 19.50 |
| | | 1880 (18900) | 24.02 | 23.52 | 22.36 | 19.32 |
| | | 1860 (18700) | 24.04 | 23.23 | 22.23 | 19.74 |
| | 1RB-Middle (50) | 1900 (19100) | 23.99 | 23.29 | 22.29 | 19.99 |
| | | 1880 (18900) | 24.03 | 23.39 | 22.28 | 19.63 |
| | | 1860 (18700) | 24.01 | 23.37 | 22.34 | 19.61 |
| | 1RB-Low (0) | 1900 (19100) | 23.98 | 23.53 | 22.36 | 19.88 |
| | | 1880 (18900) | 24.13 | 23.42 | 22.36 | 19.33 |
| | | 1860 (18700) | 24.00 | 23.28 | 22.22 | 19.00 |
| | 50RB-High (50) | 1900 (19100) | 23.24 | 22.23 | 21.27 | 18.87 |
| | | 1880 (18900) | 23.22 | 22.22 | 21.18 | 18.32 |
| | | 1860 (18700) | 23.22 | 22.15 | 21.13 | 18.92 |
| | 50RB-Middle (25) | 1900 (19100) | 23.22 | 22.18 | 21.32 | 19.14 |
| | | 1880 (18900) | 23.27 | 22.23 | 21.18 | 18.92 |
| | | 1860 (18700) | 23.19 | 22.15 | 21.16 | 18.59 |
| | 50RB-Low (0) | 1900 (19100) | 23.26 | 22.23 | 21.16 | 19.26 |
| | | 1880 (18900) | 23.23 | 22.23 | 21.20 | 18.63 |
| | | 1860 (18700) | 23.16 | 22.15 | 21.03 | 18.66 |
| 100RB (0) | 1900 (19100) | 23.22 | 22.17 | 21.23 | 18.62 | |
| | 1880 (18900) | 23.18 | 22.12 | 21.07 | 18.98 | |
| | 1860 (18700) | 23.13 | 22.17 | 21.16 | 19.03 | |

| LTE B12 ANT0 DS12/3/4/5/8 | | | | | | | |
|---------------------------|----------------|----------------|---------------|-------|-------|--------|-------|
| BANDWIDTH | Number of RBs | Frequency | QPSK | 16QAM | 64QAM | 256QAM | |
| 1.4MHz | 1RB-High (5) | 715.3 (23173) | 23.90 | 23.15 | 21.60 | 19.20 | |
| | | 707.5 (23095) | 23.90 | 23.26 | 21.95 | 19.30 | |
| | | 699.7 (23017) | 23.94 | 23.22 | 21.62 | 19.84 | |
| | 1RB-Middle (3) | 715.3 (23173) | 24.07 | 23.23 | 21.74 | 19.17 | |
| | | 707.5 (23095) | 23.91 | 23.35 | 22.10 | 19.11 | |
| | | 699.7 (23017) | 24.12 | 23.24 | 21.61 | 20.12 | |
| | 1RB-Low (0) | 715.3 (23173) | 23.92 | 23.20 | 21.79 | 19.52 | |
| | | 707.5 (23095) | 23.91 | 23.28 | 22.04 | 19.11 | |
| | | 699.7 (23017) | 23.96 | 23.30 | 21.59 | 19.46 | |
| | 3RB-High (3) | 715.3 (23173) | 23.95 | 23.19 | 21.55 | 18.95 | |
| | | 707.5 (23095) | 23.92 | 23.04 | 21.93 | 19.72 | |
| | | 699.7 (23017) | 24.00 | 23.00 | 21.55 | 19.50 | |
| | 3RB-Middle (1) | 715.3 (23173) | 24.04 | 22.90 | 21.72 | 19.84 | |
| | | 707.5 (23095) | 24.06 | 23.02 | 21.95 | 19.96 | |
| | | 699.7 (23017) | 24.01 | 22.76 | 21.64 | 19.61 | |
| | 3RB-Low (0) | 715.3 (23173) | 23.93 | 22.86 | 21.67 | 19.13 | |
| | | 707.5 (23095) | 24.01 | 23.02 | 21.78 | 19.71 | |
| | | 699.7 (23017) | 24.06 | 23.21 | 21.60 | 19.16 | |
| | 6RB (0) | 715.3 (23173) | 23.02 | 22.04 | 20.56 | 18.42 | |
| | | 707.5 (23095) | 23.15 | 22.02 | 20.93 | 19.05 | |
| | | 699.7 (23017) | 23.09 | 22.20 | 20.98 | 18.59 | |
| | 3MHz | 1RB-High (14) | 714.5 (23165) | 24.02 | 23.19 | 21.72 | 19.22 |
| | | | 707.5 (23095) | 24.04 | 23.22 | 22.17 | 19.84 |
| | | | 700.5 (23025) | 23.98 | 23.28 | 21.81 | 19.28 |
| | | 1RB-Middle (7) | 714.5 (23165) | 24.01 | 23.35 | 21.89 | 19.91 |
| | | | 707.5 (23095) | 24.03 | 23.32 | 22.08 | 19.73 |
| | | | 700.5 (23025) | 24.01 | 23.35 | 21.73 | 19.21 |
| 1RB-Low (0) | | 714.5 (23165) | 24.08 | 23.31 | 22.07 | 19.78 | |
| | | 707.5 (23095) | 24.01 | 23.43 | 22.09 | 19.81 | |
| | | 700.5 (23025) | 24.08 | 23.32 | 21.84 | 19.68 | |
| 8RB-High (7) | | 714.5 (23165) | 23.08 | 22.14 | 20.73 | 18.38 | |
| | | 707.5 (23095) | 23.04 | 22.14 | 20.94 | 18.74 | |
| | | 700.5 (23025) | 23.10 | 21.98 | 20.67 | 18.30 | |
| 8RB-Middle (4) | | 714.5 (23165) | 23.08 | 22.14 | 20.81 | 18.48 | |
| | | 707.5 (23095) | 23.08 | 22.19 | 20.94 | 18.88 | |
| | | 700.5 (23025) | 23.14 | 22.24 | 20.72 | 18.54 | |
| 8RB-Low (0) | | 714.5 (23165) | 23.06 | 22.05 | 20.87 | 18.86 | |
| | | 707.5 (23095) | 23.04 | 22.11 | 20.99 | 18.04 | |
| | | 700.5 (23025) | 23.10 | 22.22 | 20.71 | 18.70 | |
| 15RB (0) | | 714.5 (23165) | 22.99 | 22.04 | 20.79 | 18.59 | |
| | | 707.5 (23095) | 22.95 | 22.10 | 20.98 | 18.55 | |
| | | 700.5 (23025) | 23.12 | 22.20 | 20.69 | 18.82 | |

| | | | | | | | |
|------------------|-----------------|---------------|---------------|-------|-------|-------|-------|
| 5MHz | 1RB-High (24) | 713.5 (23155) | 23.92 | 23.17 | 21.80 | 19.12 | |
| | | 707.5 (23095) | 23.95 | 23.30 | 22.03 | 19.55 | |
| | | 701.5 (23035) | 24.00 | 23.41 | 22.00 | 19.30 | |
| | 1RB-Middle (12) | 713.5 (23155) | 23.99 | 23.42 | 22.03 | 19.49 | |
| | | 707.5 (23095) | 23.97 | 23.39 | 22.10 | 19.67 | |
| | | 701.5 (23035) | 24.03 | 23.37 | 21.84 | 19.03 | |
| | 1RB-Low (0) | 713.5 (23155) | 24.11 | 23.34 | 22.07 | 19.91 | |
| | | 707.5 (23095) | 24.00 | 23.36 | 22.06 | 19.60 | |
| | | 701.5 (23035) | 24.01 | 23.37 | 21.89 | 19.41 | |
| | 12RB-High (13) | 713.5 (23155) | 22.91 | 22.07 | 20.83 | 17.91 | |
| | | 707.5 (23095) | 23.01 | 22.11 | 20.86 | 18.71 | |
| | | 701.5 (23035) | 23.05 | 21.90 | 20.81 | 18.85 | |
| | 12RB-Middle (6) | 713.5 (23155) | 22.98 | 22.14 | 20.96 | 18.48 | |
| | | 707.5 (23095) | 22.99 | 22.10 | 21.00 | 18.79 | |
| | | 701.5 (23035) | 23.17 | 22.21 | 20.79 | 18.17 | |
| | 12RB-Low (0) | 713.5 (23155) | 23.06 | 22.13 | 20.89 | 19.06 | |
| | | 707.5 (23095) | 23.05 | 22.16 | 20.98 | 18.15 | |
| | | 701.5 (23035) | 23.14 | 22.20 | 20.80 | 18.54 | |
| | 25RB (0) | 713.5 (23155) | 22.94 | 22.08 | 20.89 | 18.84 | |
| | | 707.5 (23095) | 23.01 | 22.05 | 20.99 | 18.91 | |
| | | 701.5 (23035) | 23.07 | 22.10 | 20.76 | 18.97 | |
| | 10MHz | 1RB-High (49) | 711 (23130) | 23.97 | 23.45 | 22.03 | 19.87 |
| | | | 707.5 (23095) | 23.98 | 23.41 | 21.95 | 19.68 |
| | | | 704 (23060) | 24.06 | 23.40 | 21.92 | 19.86 |
| 1RB-Middle (24) | | 711 (23130) | 23.94 | 23.11 | 22.05 | 19.14 | |
| | | 707.5 (23095) | 24.03 | 23.25 | 22.14 | 19.13 | |
| | | 704 (23060) | 24.03 | 23.34 | 21.88 | 19.33 | |
| 1RB-Low (0) | | 711 (23130) | 24.16 | 23.33 | 22.20 | 19.16 | |
| | | 707.5 (23095) | 24.06 | 23.37 | 21.99 | 20.06 | |
| | | 704 (23060) | 24.13 | 23.36 | 21.87 | 19.73 | |
| 25RB-High (25) | | 711 (23130) | 23.04 | 22.17 | 20.88 | 18.74 | |
| | | 707.5 (23095) | 23.15 | 22.10 | 20.99 | 19.05 | |
| | | 704 (23060) | 23.14 | 22.21 | 20.92 | 19.14 | |
| 25RB-Middle (12) | | 711 (23130) | 23.06 | 22.12 | 21.01 | 18.86 | |
| | | 707.5 (23095) | 23.13 | 22.18 | 20.98 | 19.13 | |
| | | 704 (23060) | 23.15 | 22.31 | 21.00 | 18.95 | |
| 25RB-Low (0) | | 711 (23130) | 23.21 | 22.15 | 20.92 | 18.69 | |
| | | 707.5 (23095) | 23.15 | 22.19 | 21.01 | 18.35 | |
| | | 704 (23060) | 23.09 | 22.07 | 20.86 | 18.81 | |
| 50RB (0) | | 711 (23130) | 23.04 | 22.10 | 20.84 | 18.14 | |
| | | 707.5 (23095) | 23.08 | 22.16 | 21.08 | 18.38 | |
| | | 704 (23060) | 23.19 | 22.24 | 20.95 | 18.79 | |

| LTE B14 ANT0 DSI2/3/4/8 | | | | | | |
|-------------------------|------------------|---------------|-------|-------|-------|--------|
| BANDWIDTH | Number of RBs | Frequency | QPSK | 16QAM | 64QAM | 256QAM |
| 5MHz | 1RB-High (24) | 795.5 (23355) | 23.96 | 23.45 | 21.99 | 19.26 |
| | | 793 (23330) | 23.99 | 23.33 | 21.82 | 19.39 |
| | | 790.5 (23305) | 23.99 | 23.35 | 21.80 | 19.09 |
| | 1RB-Middle (12) | 795.5 (23355) | 24.01 | 23.39 | 21.87 | 19.31 |
| | | 793 (23330) | 24.06 | 23.47 | 21.70 | 19.90 |
| | | 790.5 (23305) | 24.07 | 23.72 | 21.71 | 19.57 |
| | 1RB-Low (0) | 795.5 (23355) | 24.09 | 23.45 | 21.83 | 19.99 |
| | | 793 (23330) | 23.99 | 23.48 | 21.78 | 19.19 |
| | | 790.5 (23305) | 24.01 | 23.58 | 21.77 | 19.11 |
| | 12RB-High (13) | 795.5 (23355) | 23.09 | 22.08 | 20.77 | 18.59 |
| | | 793 (23330) | 23.04 | 22.17 | 20.65 | 18.74 |
| | | 790.5 (23305) | 23.09 | 22.16 | 20.67 | 18.89 |
| | 12RB-Middle (6) | 795.5 (23355) | 23.23 | 22.22 | 20.80 | 18.93 |
| | | 793 (23330) | 23.17 | 22.14 | 20.69 | 18.67 |
| | | 790.5 (23305) | 23.22 | 22.21 | 20.72 | 18.82 |
| | 12RB-Low (0) | 795.5 (23355) | 23.23 | 22.23 | 20.80 | 18.93 |
| | | 793 (23330) | 23.10 | 22.15 | 20.80 | 18.80 |
| | | 790.5 (23305) | 23.18 | 22.07 | 20.74 | 18.68 |
| | 25RB (0) | 795.5 (23355) | 23.11 | 22.20 | 20.72 | 18.21 |
| | | 793 (23330) | 23.07 | 22.21 | 20.69 | 18.57 |
| | | 790.5 (23305) | 23.14 | 22.20 | 20.68 | 18.44 |
| 10MHz | 1RB-High (49) | 793 (23330) | 23.99 | 23.35 | 21.71 | 18.99 |
| | 1RB-Middle (24) | 793 (23330) | 24.02 | 23.39 | 21.62 | 19.22 |
| | 1RB-Low (0) | 793 (23330) | 24.19 | 23.26 | 21.67 | 19.79 |
| | 25RB-High (25) | 793 (23330) | 23.06 | 22.10 | 20.55 | 18.16 |
| | 25RB-Middle (12) | 793 (23330) | 23.00 | 22.14 | 20.68 | 18.20 |
| | 25RB-Low (0) | 793 (23330) | 23.01 | 22.19 | 20.71 | 18.06 |
| | 50RB (0) | 793 (23330) | 23.03 | 22.02 | 20.62 | 18.13 |

| LTE B14 ANT0 DS15 | | | | | | |
|-------------------|------------------|---------------|-------|-------|-------|--------|
| BANDWIDTH | Number of RBs | Frequency | QPSK | 16QAM | 64QAM | 256QAM |
| 5MHz | 1RB-High (24) | 795.5 (23355) | 22.32 | 22.39 | 22.15 | 22.43 |
| | | 793 (23330) | 22.23 | 22.30 | 22.06 | 22.37 |
| | | 790.5 (23305) | 22.24 | 22.31 | 22.07 | 22.34 |
| | 1RB-Middle (12) | 795.5 (23355) | 22.55 | 22.55 | 22.12 | 22.69 |
| | | 793 (23330) | 22.46 | 22.46 | 22.03 | 22.58 |
| | | 790.5 (23305) | 22.47 | 22.47 | 22.04 | 22.60 |
| | 1RB-Low (0) | 795.5 (23355) | 22.48 | 22.54 | 22.19 | 22.59 |
| | | 793 (23330) | 22.39 | 22.45 | 22.10 | 22.49 |
| | | 790.5 (23305) | 22.40 | 22.46 | 22.11 | 22.51 |
| | 12RB-High (13) | 795.5 (23355) | 22.40 | 21.51 | 21.01 | 22.50 |
| | | 793 (23330) | 22.31 | 21.42 | 20.93 | 22.46 |
| | | 790.5 (23305) | 22.32 | 21.43 | 20.94 | 22.45 |
| | 12RB-Middle (6) | 795.5 (23355) | 22.32 | 21.56 | 21.06 | 22.42 |
| | | 793 (23330) | 22.23 | 21.47 | 20.98 | 22.36 |
| | | 790.5 (23305) | 22.24 | 21.48 | 20.99 | 22.37 |
| | 12RB-Low (0) | 795.5 (23355) | 22.42 | 21.58 | 21.11 | 22.53 |
| | | 793 (23330) | 22.33 | 21.49 | 21.03 | 22.43 |
| | | 790.5 (23305) | 22.34 | 21.50 | 21.04 | 22.48 |
| | 25RB (0) | 795.5 (23355) | 22.41 | 21.48 | 20.95 | 22.54 |
| | | 793 (23330) | 22.32 | 21.39 | 20.87 | 22.43 |
| | | 790.5 (23305) | 22.33 | 21.40 | 20.88 | 22.47 |
| 10MHz | 1RB-High (49) | 793 (23330) | 22.22 | 22.29 | 22.05 | 22.36 |
| | 1RB-Middle (24) | 793 (23330) | 22.38 | 22.45 | 22.02 | 22.59 |
| | 1RB-Low (0) | 793 (23330) | 22.45 | 22.44 | 22.09 | 22.48 |
| | 25RB-High (25) | 793 (23330) | 22.32 | 21.41 | 20.92 | 22.45 |
| | 25RB-Middle (12) | 793 (23330) | 22.22 | 21.46 | 20.97 | 22.36 |
| | 25RB-Low (0) | 793 (23330) | 22.30 | 21.48 | 21.02 | 22.42 |
| | 50RB (0) | 793 (23330) | 22.31 | 21.38 | 20.86 | 22.43 |

| LTE B25 ANT1 DSI2/4/8 | | | | | | | |
|-----------------------|-----------------|----------------|----------------|-------|-------|--------|-------|
| BANDWIDTH | Number of RBs | Frequency | QPSK | 16QAM | 64QAM | 256QAM | |
| 1.4MHz | 1RB-High (5) | 1914.3 (26683) | 23.71 | 23.03 | 22.20 | 19.61 | |
| | | 1882.5 (26365) | 23.95 | 23.43 | 22.49 | 19.25 | |
| | | 1850.7 (26047) | 23.87 | 23.18 | 22.23 | 19.57 | |
| | 1RB-Middle (3) | 1914.3 (26683) | 23.84 | 23.16 | 22.54 | 19.14 | |
| | | 1882.5 (26365) | 24.20 | 23.35 | 22.36 | 20.00 | |
| | | 1850.7 (26047) | 23.89 | 23.19 | 22.36 | 19.09 | |
| | 1RB-Low (0) | 1914.3 (26683) | 23.63 | 23.07 | 21.95 | 19.03 | |
| | | 1882.5 (26365) | 23.99 | 23.27 | 22.24 | 19.79 | |
| | | 1850.7 (26047) | 23.96 | 23.21 | 22.21 | 19.06 | |
| | 3RB-High (3) | 1914.3 (26683) | 23.91 | 23.00 | 22.19 | 19.21 | |
| | | 1882.5 (26365) | 24.04 | 23.12 | 22.27 | 20.04 | |
| | | 1850.7 (26047) | 23.98 | 23.07 | 22.13 | 19.98 | |
| | 3RB-Middle (1) | 1914.3 (26683) | 23.91 | 23.05 | 22.20 | 19.31 | |
| | | 1882.5 (26365) | 24.12 | 23.07 | 22.26 | 19.82 | |
| | | 1850.7 (26047) | 24.02 | 23.19 | 22.24 | 19.02 | |
| | 3RB-Low (0) | 1914.3 (26683) | 23.90 | 22.97 | 22.14 | 19.60 | |
| | | 1882.5 (26365) | 24.14 | 23.15 | 22.38 | 19.94 | |
| | | 1850.7 (26047) | 23.88 | 23.07 | 22.24 | 19.28 | |
| | 6RB (0) | 1914.3 (26683) | 22.91 | 21.96 | 20.93 | 18.61 | |
| | | 1882.5 (26365) | 23.21 | 22.22 | 21.27 | 19.01 | |
| | | 1850.7 (26047) | 23.09 | 22.06 | 21.14 | 18.99 | |
| | 3MHz | 1RB-High (14) | 1913.5 (26675) | 24.06 | 23.37 | 22.13 | 19.86 |
| | | | 1882.5 (26365) | 24.14 | 23.53 | 22.43 | 19.34 |
| | | | 1851.5 (26055) | 24.03 | 23.42 | 22.28 | 19.63 |
| 1RB-Middle (7) | | 1913.5 (26675) | 23.93 | 23.21 | 21.99 | 19.63 | |
| | | 1882.5 (26365) | 24.14 | 23.40 | 22.26 | 19.44 | |
| | | 1851.5 (26055) | 23.97 | 23.63 | 22.05 | 19.87 | |
| 1RB-Low (0) | | 1913.5 (26675) | 23.82 | 23.31 | 22.13 | 19.32 | |
| | | 1882.5 (26365) | 24.13 | 23.43 | 22.41 | 20.13 | |
| | | 1851.5 (26055) | 24.08 | 23.45 | 22.34 | 19.58 | |
| 8RB-High (7) | | 1913.5 (26675) | 23.05 | 22.04 | 21.26 | 18.95 | |
| | | 1882.5 (26365) | 23.10 | 22.17 | 21.36 | 18.70 | |
| | | 1851.5 (26055) | 23.16 | 22.13 | 21.32 | 18.96 | |
| 8RB-Middle (4) | | 1913.5 (26675) | 23.04 | 22.08 | 21.14 | 18.24 | |
| | | 1882.5 (26365) | 23.18 | 22.27 | 21.36 | 18.88 | |
| | | 1851.5 (26055) | 23.07 | 22.21 | 21.29 | 18.07 | |
| 8RB-Low (0) | | 1913.5 (26675) | 23.03 | 22.05 | 21.24 | 18.63 | |
| | | 1882.5 (26365) | 23.23 | 22.22 | 21.42 | 19.03 | |
| | | 1851.5 (26055) | 23.07 | 22.20 | 21.27 | 18.17 | |
| 15RB (0) | | 1913.5 (26675) | 23.00 | 22.09 | 21.20 | 18.50 | |
| | | 1882.5 (26365) | 23.18 | 22.16 | 21.24 | 18.78 | |
| | | 1851.5 (26055) | 23.19 | 22.04 | 21.24 | 18.59 | |
| 5MHz | | 1RB-High (24) | 1912.5 (26665) | 24.03 | 23.33 | 22.21 | 19.23 |
| | | | 1882.5 (26365) | 24.23 | 23.49 | 22.50 | 19.53 |
| | | | 1852.5 (26065) | 24.04 | 23.43 | 22.39 | 19.34 |
| | 1RB-Middle (12) | 1912.5 (26665) | 23.95 | 23.63 | 22.15 | 19.55 | |
| | | 1882.5 (26365) | 24.13 | 23.76 | 22.32 | 19.13 | |
| | | 1852.5 (26065) | 24.03 | 23.31 | 22.29 | 19.03 | |
| | 1RB-Low (0) | 1912.5 (26665) | 23.88 | 23.32 | 22.24 | 19.18 | |
| | | 1882.5 (26365) | 24.09 | 23.57 | 22.49 | 19.39 | |
| | | 1852.5 (26065) | 24.07 | 23.41 | 22.34 | 19.77 | |
| | 12RB-High (13) | 1912.5 (26665) | 23.02 | 22.04 | 21.30 | 18.12 | |
| | | 1882.5 (26365) | 23.22 | 22.25 | 21.30 | 18.92 | |
| | | 1852.5 (26065) | 23.17 | 22.27 | 21.31 | 18.77 | |
| | 12RB-Middle (6) | 1912.5 (26665) | 23.00 | 22.11 | 21.14 | 18.60 | |
| | | 1882.5 (26365) | 23.28 | 22.30 | 21.39 | 18.88 | |
| | | 1852.5 (26065) | 23.15 | 22.18 | 21.29 | 18.25 | |
| | 12RB-Low (0) | 1912.5 (26665) | 23.09 | 22.11 | 21.29 | 18.29 | |
| | | 1882.5 (26365) | 23.15 | 22.25 | 21.36 | 18.35 | |
| | | 1852.5 (26065) | 23.21 | 22.26 | 21.25 | 18.31 | |
| | 25RB (0) | 1912.5 (26665) | 23.05 | 22.09 | 21.18 | 18.55 | |
| | | 1882.5 (26365) | 23.18 | 22.15 | 21.27 | 18.78 | |
| | | 1852.5 (26065) | 23.17 | 22.20 | 21.30 | 18.27 | |

| | | | | | | |
|-------|------------------|----------------|-------|-------|-------|-------|
| 10MHz | 1RB-High (49) | 1910 (26640) | 23.85 | 23.67 | 22.32 | 19.45 |
| | | 1882.5 (26365) | 23.97 | 23.69 | 22.43 | 18.97 |
| | | 1855 (26090) | 24.00 | 23.52 | 22.35 | 19.00 |
| | 1RB-Middle (24) | 1910 (26640) | 23.90 | 23.05 | 22.19 | 19.30 |
| | | 1882.5 (26365) | 24.07 | 23.19 | 22.41 | 19.67 |
| | | 1855 (26090) | 23.98 | 23.24 | 22.28 | 19.98 |
| | 1RB-Low (0) | 1910 (26640) | 24.06 | 23.55 | 22.40 | 19.06 |
| | | 1882.5 (26365) | 24.01 | 23.62 | 22.52 | 19.11 |
| | | 1855 (26090) | 23.92 | 23.37 | 22.38 | 19.62 |
| | 25RB-High (25) | 1910 (26640) | 22.95 | 22.05 | 21.22 | 18.85 |
| | | 1882.5 (26365) | 23.20 | 22.27 | 21.32 | 18.30 |
| | | 1855 (26090) | 23.18 | 22.20 | 21.33 | 19.18 |
| | 25RB-Middle (12) | 1910 (26640) | 23.18 | 22.20 | 21.31 | 18.68 |
| | | 1882.5 (26365) | 23.16 | 22.28 | 21.30 | 18.46 |
| | | 1855 (26090) | 23.17 | 22.22 | 21.34 | 18.47 |
| | 25RB-Low (0) | 1910 (26640) | 23.12 | 22.26 | 21.34 | 19.12 |
| | | 1882.5 (26365) | 23.25 | 22.30 | 21.41 | 18.55 |
| | | 1855 (26090) | 23.18 | 22.22 | 21.26 | 19.08 |
| | 50RB (0) | 1910 (26640) | 23.19 | 22.20 | 21.40 | 18.79 |
| | | 1882.5 (26365) | 23.19 | 22.21 | 21.32 | 18.79 |
| | | 1855 (26090) | 23.08 | 22.23 | 21.33 | 18.18 |
| 15MHz | 1RB-High (74) | 1907.5 (26615) | 23.80 | 23.31 | 22.58 | 19.20 |
| | | 1882.5 (26365) | 23.91 | 23.36 | 22.55 | 19.51 |
| | | 1857.5 (26115) | 23.89 | 23.18 | 22.37 | 19.69 |
| | 1RB-Middle (37) | 1907.5 (26615) | 23.84 | 23.17 | 22.33 | 19.74 |
| | | 1882.5 (26365) | 23.98 | 23.29 | 22.45 | 19.68 |
| | | 1857.5 (26115) | 23.84 | 23.23 | 22.39 | 19.44 |
| | 1RB-Low (0) | 1907.5 (26615) | 23.91 | 23.22 | 22.44 | 19.81 |
| | | 1882.5 (26365) | 24.01 | 23.41 | 22.41 | 19.91 |
| | | 1857.5 (26115) | 23.98 | 23.26 | 22.47 | 19.88 |
| | 36RB-High (38) | 1907.5 (26615) | 22.99 | 21.94 | 21.11 | 18.49 |
| | | 1882.5 (26365) | 23.15 | 22.01 | 21.32 | 18.45 |
| | | 1857.5 (26115) | 23.07 | 22.02 | 21.25 | 19.07 |
| | 36RB-Middle (19) | 1907.5 (26615) | 23.11 | 22.00 | 21.24 | 18.51 |
| | | 1882.5 (26365) | 23.12 | 22.10 | 21.22 | 18.22 |
| | | 1857.5 (26115) | 23.17 | 22.10 | 21.22 | 18.27 |
| | 36RB-Low (0) | 1907.5 (26615) | 23.06 | 22.06 | 21.10 | 18.86 |
| | | 1882.5 (26365) | 23.12 | 22.12 | 21.16 | 19.12 |
| | | 1857.5 (26115) | 23.17 | 22.10 | 21.11 | 18.37 |
| | 75RB (0) | 1907.5 (26615) | 23.03 | 22.09 | 21.27 | 18.63 |
| | | 1882.5 (26365) | 23.10 | 22.19 | 21.28 | 18.50 |
| | | 1857.5 (26115) | 23.07 | 22.13 | 21.22 | 18.27 |
| 20MHz | 1RB-High (99) | 1905 (26590) | 23.81 | 23.29 | 21.99 | 19.81 |
| | | 1882.5 (26365) | 23.97 | 23.31 | 22.31 | 19.57 |
| | | 1860 (26140) | 23.96 | 23.44 | 22.25 | 19.26 |
| | 1RB-Middle (50) | 1905 (26590) | 23.81 | 23.45 | 22.24 | 19.81 |
| | | 1882.5 (26365) | 23.99 | 23.55 | 22.34 | 19.92 |
| | | 1860 (26140) | 23.83 | 23.31 | 22.19 | 19.03 |
| | 1RB-Low (0) | 1905 (26590) | 24.02 | 23.43 | 22.35 | 19.41 |
| | | 1882.5 (26365) | 23.91 | 23.45 | 22.36 | 19.39 |
| | | 1860 (26140) | 23.87 | 23.41 | 22.14 | 19.87 |
| | 50RB-High (50) | 1905 (26590) | 23.14 | 22.17 | 21.04 | 18.54 |
| | | 1882.5 (26365) | 23.15 | 22.25 | 21.25 | 18.25 |
| | | 1860 (26140) | 23.14 | 22.17 | 21.16 | 18.64 |
| | 50RB-Middle (25) | 1905 (26590) | 23.15 | 22.25 | 21.25 | 18.35 |
| | | 1882.5 (26365) | 23.28 | 22.17 | 21.22 | 18.93 |
| | | 1860 (26140) | 23.19 | 22.13 | 21.19 | 19.09 |
| | 50RB-Low (0) | 1905 (26590) | 23.20 | 22.22 | 21.17 | 19.10 |
| | | 1882.5 (26365) | 23.23 | 22.19 | 21.16 | 18.68 |
| | | 1860 (26140) | 23.10 | 22.15 | 21.13 | 18.80 |
| | 100RB (0) | 1905 (26590) | 23.28 | 22.25 | 21.27 | 19.08 |
| | | 1882.5 (26365) | 23.19 | 22.12 | 21.17 | 18.39 |
| | | 1860 (26140) | 23.14 | 22.15 | 21.12 | 18.54 |

| LTE B25 ANT1 DSI3 | | | | | | |
|-------------------|-----------------|----------------|-------|-------|-------|--------|
| BANDWIDTH | Number of RBs | Frequency | QPSK | 16QAM | 64QAM | 256QAM |
| 1.4MHz | 1RB-High (5) | 1914.3 (26683) | 20.89 | 20.99 | 21.07 | 21.01 |
| | | 1882.5 (26365) | 21.00 | 21.04 | 21.12 | 21.12 |
| | | 1850.7 (26047) | 21.04 | 21.24 | 21.32 | 21.17 |
| | 1RB-Middle (3) | 1914.3 (26683) | 20.93 | 21.01 | 21.09 | 21.06 |
| | | 1882.5 (26365) | 21.04 | 21.07 | 21.15 | 21.19 |
| | | 1850.7 (26047) | 21.01 | 21.18 | 21.27 | 21.12 |
| | 1RB-Low (0) | 1914.3 (26683) | 21.03 | 21.10 | 21.18 | 21.14 |
| | | 1882.5 (26365) | 21.04 | 21.04 | 21.12 | 21.15 |
| | | 1850.7 (26047) | 21.01 | 21.18 | 21.26 | 21.15 |
| | 3RB-High (3) | 1914.3 (26683) | 21.06 | 21.09 | 21.17 | 21.17 |
| | | 1882.5 (26365) | 21.13 | 21.11 | 21.19 | 21.27 |
| | | 1850.7 (26047) | 21.17 | 21.21 | 21.29 | 21.32 |
| | 3RB-Middle (1) | 1914.3 (26683) | 21.12 | 21.14 | 21.22 | 21.23 |
| | | 1882.5 (26365) | 21.14 | 21.13 | 21.21 | 21.26 |
| | | 1850.7 (26047) | 21.20 | 21.24 | 21.32 | 21.33 |
| | 3RB-Low (0) | 1914.3 (26683) | 21.15 | 21.14 | 21.22 | 21.29 |
| | | 1882.5 (26365) | 21.11 | 21.14 | 21.22 | 21.26 |
| | | 1850.7 (26047) | 21.18 | 21.21 | 21.30 | 21.28 |
| | 6RB (0) | 1914.3 (26683) | 21.13 | 21.12 | 21.20 | 21.23 |
| | | 1882.5 (26365) | 21.15 | 21.12 | 21.20 | 21.29 |
| | | 1850.7 (26047) | 21.19 | 21.24 | 21.32 | 21.34 |
| 3MHz | 1RB-High (14) | 1913.5 (26675) | 20.97 | 21.07 | 21.15 | 21.07 |
| | | 1882.5 (26365) | 21.08 | 21.12 | 21.20 | 21.22 |
| | | 1851.5 (26055) | 21.12 | 21.32 | 21.40 | 21.22 |
| | 1RB-Middle (7) | 1913.5 (26675) | 21.01 | 21.09 | 21.17 | 21.16 |
| | | 1882.5 (26365) | 21.12 | 21.15 | 21.23 | 21.27 |
| | | 1851.5 (26055) | 21.09 | 21.26 | 21.35 | 21.24 |
| | 1RB-Low (0) | 1913.5 (26675) | 21.11 | 21.18 | 21.26 | 21.21 |
| | | 1882.5 (26365) | 21.12 | 21.12 | 21.20 | 21.26 |
| | | 1851.5 (26055) | 21.09 | 21.26 | 21.34 | 21.24 |
| | 8RB-High (7) | 1913.5 (26675) | 21.15 | 21.17 | 21.25 | 21.26 |
| | | 1882.5 (26365) | 21.22 | 21.19 | 21.27 | 21.33 |
| | | 1851.5 (26055) | 21.25 | 21.29 | 21.37 | 21.39 |
| | 8RB-Middle (4) | 1913.5 (26675) | 21.20 | 21.22 | 21.30 | 21.31 |
| | | 1882.5 (26365) | 21.22 | 21.21 | 21.29 | 21.33 |
| | | 1851.5 (26055) | 21.28 | 21.32 | 21.40 | 21.43 |
| | 8RB-Low (0) | 1913.5 (26675) | 21.23 | 21.22 | 21.30 | 21.35 |
| | | 1882.5 (26365) | 21.19 | 21.22 | 21.30 | 21.30 |
| | | 1851.5 (26055) | 21.26 | 21.30 | 21.38 | 21.37 |
| | 15RB (0) | 1913.5 (26675) | 21.22 | 21.21 | 21.29 | 21.36 |
| | | 1882.5 (26365) | 21.23 | 21.20 | 21.28 | 21.34 |
| | | 1851.5 (26055) | 21.27 | 21.32 | 21.40 | 21.38 |
| 5MHz | 1RB-High (24) | 1912.5 (26665) | 20.95 | 21.05 | 21.13 | 21.10 |
| | | 1882.5 (26365) | 21.06 | 21.10 | 21.18 | 21.17 |
| | | 1852.5 (26065) | 21.10 | 21.30 | 21.38 | 21.20 |
| | 1RB-Middle (12) | 1912.5 (26665) | 20.99 | 21.07 | 21.15 | 21.14 |
| | | 1882.5 (26365) | 21.10 | 21.13 | 21.21 | 21.23 |
| | | 1852.5 (26065) | 21.07 | 21.24 | 21.33 | 21.21 |
| | 1RB-Low (0) | 1912.5 (26665) | 21.09 | 21.16 | 21.24 | 21.22 |
| | | 1882.5 (26365) | 21.10 | 21.10 | 21.18 | 21.22 |
| | | 1852.5 (26065) | 21.07 | 21.24 | 21.32 | 21.19 |
| | 12RB-High (13) | 1912.5 (26665) | 21.13 | 21.15 | 21.23 | 21.28 |
| | | 1882.5 (26365) | 21.20 | 21.17 | 21.25 | 21.34 |
| | | 1852.5 (26065) | 21.23 | 21.27 | 21.35 | 21.33 |
| | 12RB-Middle (6) | 1912.5 (26665) | 21.18 | 21.20 | 21.28 | 21.28 |
| | | 1882.5 (26365) | 21.20 | 21.19 | 21.27 | 21.34 |
| | | 1852.5 (26065) | 21.26 | 21.30 | 21.38 | 21.40 |
| | 12RB-Low (0) | 1912.5 (26665) | 21.21 | 21.20 | 21.28 | 21.33 |
| | | 1882.5 (26365) | 21.17 | 21.20 | 21.28 | 21.27 |
| | | 1852.5 (26065) | 21.24 | 21.28 | 21.36 | 21.39 |
| | 25RB (0) | 1912.5 (26665) | 21.19 | 21.19 | 21.27 | 21.31 |
| | | 1882.5 (26365) | 21.21 | 21.18 | 21.26 | 21.33 |
| | | 1852.5 (26065) | 21.25 | 21.30 | 21.38 | 21.38 |

| | | | | | | |
|-------|------------------|----------------|-------|-------|-------|-------|
| 10MHz | 1RB-High (49) | 1910 (26640) | 20.97 | 21.07 | 21.15 | 21.09 |
| | | 1882.5 (26365) | 21.08 | 21.12 | 21.20 | 21.21 |
| | | 1855 (26090) | 21.12 | 21.32 | 21.40 | 21.23 |
| | 1RB-Middle (24) | 1910 (26640) | 21.01 | 21.09 | 21.17 | 21.11 |
| | | 1882.5 (26365) | 21.12 | 21.15 | 21.23 | 21.25 |
| | | 1855 (26090) | 21.09 | 21.26 | 21.35 | 21.19 |
| | 1RB-Low (0) | 1910 (26640) | 21.11 | 21.18 | 21.26 | 21.21 |
| | | 1882.5 (26365) | 21.12 | 21.12 | 21.20 | 21.24 |
| | | 1855 (26090) | 21.09 | 21.26 | 21.34 | 21.23 |
| | 25RB-High (25) | 1910 (26640) | 21.15 | 21.17 | 21.25 | 21.29 |
| | | 1882.5 (26365) | 21.22 | 21.19 | 21.27 | 21.32 |
| | | 1855 (26090) | 21.25 | 21.29 | 21.37 | 21.39 |
| | 25RB-Middle (12) | 1910 (26640) | 21.20 | 21.22 | 21.30 | 21.32 |
| | | 1882.5 (26365) | 21.22 | 21.21 | 21.29 | 21.36 |
| | | 1855 (26090) | 21.28 | 21.32 | 21.40 | 21.39 |
| | 25RB-Low (0) | 1910 (26640) | 21.23 | 21.22 | 21.30 | 21.35 |
| | | 1882.5 (26365) | 21.19 | 21.22 | 21.30 | 21.34 |
| | | 1855 (26090) | 21.26 | 21.30 | 21.38 | 21.38 |
| | 50RB (0) | 1910 (26640) | 21.22 | 21.21 | 21.29 | 21.33 |
| | | 1882.5 (26365) | 21.23 | 21.20 | 21.28 | 21.36 |
| | | 1855 (26090) | 21.27 | 21.32 | 21.40 | 21.37 |
| 15MHz | 1RB-High (74) | 1907.5 (26615) | 20.88 | 20.98 | 21.06 | 21.02 |
| | | 1882.5 (26365) | 20.99 | 21.03 | 21.11 | 21.14 |
| | | 1857.5 (26115) | 21.03 | 21.23 | 21.31 | 21.14 |
| | 1RB-Middle (37) | 1907.5 (26615) | 20.92 | 21.00 | 21.08 | 21.06 |
| | | 1882.5 (26365) | 21.03 | 21.06 | 21.14 | 21.16 |
| | | 1857.5 (26115) | 21.00 | 21.17 | 21.26 | 21.12 |
| | 1RB-Low (0) | 1907.5 (26615) | 21.02 | 21.09 | 21.17 | 21.12 |
| | | 1882.5 (26365) | 21.03 | 21.03 | 21.11 | 21.16 |
| | | 1857.5 (26115) | 21.00 | 21.17 | 21.25 | 21.12 |
| | 36RB-High (38) | 1907.5 (26615) | 21.05 | 21.08 | 21.16 | 21.15 |
| | | 1882.5 (26365) | 21.12 | 21.10 | 21.18 | 21.25 |
| | | 1857.5 (26115) | 21.16 | 21.20 | 21.28 | 21.29 |
| | 36RB-Middle (19) | 1907.5 (26615) | 21.11 | 21.13 | 21.21 | 21.22 |
| | | 1882.5 (26365) | 21.13 | 21.12 | 21.20 | 21.28 |
| | | 1857.5 (26115) | 21.19 | 21.23 | 21.31 | 21.31 |
| | 36RB-Low (0) | 1907.5 (26615) | 21.14 | 21.13 | 21.21 | 21.26 |
| | | 1882.5 (26365) | 21.10 | 21.13 | 21.21 | 21.21 |
| | | 1857.5 (26115) | 21.17 | 21.20 | 21.28 | 21.27 |
| | 75RB (0) | 1907.5 (26615) | 21.12 | 21.11 | 21.19 | 21.25 |
| | | 1882.5 (26365) | 21.14 | 21.11 | 21.19 | 21.27 |
| | | 1857.5 (26115) | 21.18 | 21.23 | 21.31 | 21.32 |
| 20MHz | 1RB-High (99) | 1905 (26590) | 20.82 | 20.92 | 21.00 | 20.97 |
| | | 1882.5 (26365) | 20.93 | 20.97 | 21.05 | 21.08 |
| | | 1860 (26140) | 20.97 | 21.17 | 21.25 | 21.08 |
| | 1RB-Middle (50) | 1905 (26590) | 20.97 | 20.94 | 21.02 | 20.99 |
| | | 1882.5 (26365) | 20.86 | 21.00 | 21.08 | 21.10 |
| | | 1860 (26140) | 20.94 | 21.11 | 21.19 | 21.09 |
| | 1RB-Low (0) | 1905 (26590) | 20.96 | 21.02 | 21.11 | 21.07 |
| | | 1882.5 (26365) | 20.95 | 20.97 | 21.05 | 21.09 |
| | | 1860 (26140) | 20.94 | 21.11 | 21.19 | 21.08 |
| | 50RB-High (50) | 1905 (26590) | 20.99 | 21.02 | 21.10 | 21.10 |
| | | 1882.5 (26365) | 21.06 | 21.04 | 21.12 | 21.19 |
| | | 1860 (26140) | 21.10 | 21.14 | 21.22 | 21.20 |
| | 50RB-Middle (25) | 1905 (26590) | 21.05 | 21.07 | 21.14 | 21.15 |
| | | 1882.5 (26365) | 21.07 | 21.06 | 21.14 | 21.17 |
| | | 1860 (26140) | 21.13 | 21.17 | 21.25 | 21.24 |
| | 50RB-Low (0) | 1905 (26590) | 21.08 | 21.07 | 21.15 | 21.23 |
| | | 1882.5 (26365) | 21.04 | 21.07 | 21.15 | 21.18 |
| | | 1860 (26140) | 21.11 | 21.14 | 21.22 | 21.26 |
| | 100RB (0) | 1905 (26590) | 21.06 | 21.05 | 21.13 | 21.16 |
| | | 1882.5 (26365) | 21.08 | 21.05 | 21.13 | 21.22 |
| | | 1860 (26140) | 21.12 | 21.17 | 21.25 | 21.25 |

| LTE B25 ANT1 DSI5 | | | | | | |
|-------------------|-----------------|----------------|-------|-------|-------|--------|
| BANDWIDTH | Number of RBs | Frequency | QPSK | 16QAM | 64QAM | 256QAM |
| 1.4MHz | 1RB-High (5) | 1914.3 (26683) | 17.73 | 18.03 | 18.11 | 17.84 |
| | | 1882.5 (26365) | 17.95 | 18.12 | 18.20 | 18.07 |
| | | 1850.7 (26047) | 17.98 | 18.26 | 18.34 | 18.11 |
| | 1RB-Middle (3) | 1914.3 (26683) | 17.78 | 18.03 | 18.11 | 17.93 |
| | | 1882.5 (26365) | 17.87 | 18.11 | 18.19 | 17.97 |
| | | 1850.7 (26047) | 17.89 | 18.19 | 18.27 | 18.03 |
| | 1RB-Low (0) | 1914.3 (26683) | 17.92 | 18.14 | 18.22 | 18.05 |
| | | 1882.5 (26365) | 17.99 | 18.12 | 18.20 | 18.10 |
| | | 1850.7 (26047) | 17.87 | 18.21 | 18.29 | 18.01 |
| | 3RB-High (3) | 1914.3 (26683) | 18.04 | 18.07 | 18.15 | 18.19 |
| | | 1882.5 (26365) | 18.07 | 18.08 | 18.16 | 18.20 |
| | | 1850.7 (26047) | 18.15 | 18.18 | 18.26 | 18.28 |
| | 3RB-Middle (1) | 1914.3 (26683) | 18.04 | 18.09 | 18.17 | 18.14 |
| | | 1882.5 (26365) | 18.07 | 18.08 | 18.16 | 18.20 |
| | | 1850.7 (26047) | 18.15 | 18.19 | 18.28 | 18.26 |
| | 3RB-Low (0) | 1914.3 (26683) | 18.10 | 18.13 | 18.21 | 18.24 |
| | | 1882.5 (26365) | 18.13 | 18.11 | 18.19 | 18.23 |
| | | 1850.7 (26047) | 18.12 | 18.21 | 18.29 | 18.22 |
| 6RB (0) | 1914.3 (26683) | 18.08 | 18.11 | 18.19 | 18.19 | |
| | 1882.5 (26365) | 18.09 | 18.09 | 18.17 | 18.22 | |
| | 1850.7 (26047) | 18.14 | 18.18 | 18.26 | 18.24 | |
| 3MHz | 1RB-High (14) | 1913.5 (26675) | 17.85 | 18.15 | 18.23 | 18.00 |
| | | 1882.5 (26365) | 18.07 | 18.24 | 18.32 | 18.22 |
| | | 1851.5 (26055) | 18.10 | 18.38 | 18.46 | 18.22 |
| | 1RB-Middle (7) | 1913.5 (26675) | 17.90 | 18.15 | 18.23 | 18.03 |
| | | 1882.5 (26365) | 17.99 | 18.23 | 18.31 | 18.13 |
| | | 1851.5 (26055) | 18.01 | 18.32 | 18.40 | 18.12 |
| | 1RB-Low (0) | 1913.5 (26675) | 18.04 | 18.26 | 18.34 | 18.19 |
| | | 1882.5 (26365) | 18.11 | 18.24 | 18.32 | 18.26 |
| | | 1851.5 (26055) | 17.99 | 18.33 | 18.41 | 18.11 |
| | 8RB-High (7) | 1913.5 (26675) | 18.16 | 18.19 | 18.28 | 18.26 |
| | | 1882.5 (26365) | 18.19 | 18.20 | 18.28 | 18.31 |
| | | 1851.5 (26055) | 18.27 | 18.30 | 18.38 | 18.38 |
| | 8RB-Middle (4) | 1913.5 (26675) | 18.16 | 18.21 | 18.29 | 18.27 |
| | | 1882.5 (26365) | 18.19 | 18.20 | 18.28 | 18.33 |
| | | 1851.5 (26055) | 18.27 | 18.32 | 18.40 | 18.41 |
| | 8RB-Low (0) | 1913.5 (26675) | 18.22 | 18.25 | 18.33 | 18.37 |
| | | 1882.5 (26365) | 18.25 | 18.23 | 18.31 | 18.40 |
| | | 1851.5 (26055) | 18.24 | 18.33 | 18.41 | 18.39 |
| 15RB (0) | 1913.5 (26675) | 18.20 | 18.23 | 18.31 | 18.34 | |
| | 1882.5 (26365) | 18.21 | 18.21 | 18.29 | 18.35 | |
| | 1851.5 (26055) | 18.26 | 18.31 | 18.39 | 18.36 | |
| 5MHz | 1RB-High (24) | 1912.5 (26665) | 17.86 | 18.16 | 18.24 | 18.01 |
| | | 1882.5 (26365) | 18.08 | 18.25 | 18.33 | 18.18 |
| | | 1852.5 (26065) | 18.11 | 18.39 | 18.47 | 18.23 |
| | 1RB-Middle (12) | 1912.5 (26665) | 17.91 | 18.16 | 18.24 | 18.01 |
| | | 1882.5 (26365) | 18.00 | 18.24 | 18.32 | 18.15 |
| | | 1852.5 (26065) | 18.02 | 18.33 | 18.41 | 18.14 |
| | 1RB-Low (0) | 1912.5 (26665) | 18.05 | 18.27 | 18.35 | 18.20 |
| | | 1882.5 (26365) | 18.12 | 18.25 | 18.33 | 18.26 |
| | | 1852.5 (26065) | 18.00 | 18.34 | 18.42 | 18.13 |
| | 12RB-High (13) | 1912.5 (26665) | 18.17 | 18.20 | 18.29 | 18.32 |
| | | 1882.5 (26365) | 18.20 | 18.21 | 18.29 | 18.30 |
| | | 1852.5 (26065) | 18.28 | 18.31 | 18.39 | 18.42 |
| | 12RB-Middle (6) | 1912.5 (26665) | 18.17 | 18.22 | 18.30 | 18.29 |
| | | 1882.5 (26365) | 18.20 | 18.21 | 18.29 | 18.34 |
| | | 1852.5 (26065) | 18.28 | 18.33 | 18.41 | 18.39 |
| | 12RB-Low (0) | 1912.5 (26665) | 18.23 | 18.26 | 18.34 | 18.36 |
| | | 1882.5 (26365) | 18.26 | 18.24 | 18.32 | 18.37 |
| | | 1852.5 (26065) | 18.25 | 18.34 | 18.42 | 18.39 |
| 25RB (0) | 1912.5 (26665) | 18.21 | 18.24 | 18.32 | 18.35 | |
| | 1882.5 (26365) | 18.22 | 18.22 | 18.30 | 18.35 | |
| | 1852.5 (26065) | 18.27 | 18.32 | 18.40 | 18.37 | |

| | | | | | | |
|-----------|------------------|----------------|-------|-------|-------|-------|
| 10MHz | 1RB-High (49) | 1910 (26640) | 17.80 | 18.10 | 18.18 | 17.90 |
| | | 1882.5 (26365) | 18.02 | 18.19 | 18.27 | 18.17 |
| | | 1855 (26090) | 18.05 | 18.33 | 18.41 | 18.18 |
| | 1RB-Middle (24) | 1910 (26640) | 17.85 | 18.10 | 18.18 | 17.96 |
| | | 1882.5 (26365) | 17.94 | 18.18 | 18.26 | 18.07 |
| | | 1855 (26090) | 17.96 | 18.27 | 18.35 | 18.09 |
| | 1RB-Low (0) | 1910 (26640) | 17.99 | 18.21 | 18.29 | 18.13 |
| | | 1882.5 (26365) | 18.06 | 18.19 | 18.27 | 18.21 |
| | | 1855 (26090) | 17.94 | 18.28 | 18.36 | 18.09 |
| | 25RB-High (25) | 1910 (26640) | 18.11 | 18.14 | 18.22 | 18.25 |
| | | 1882.5 (26365) | 18.14 | 18.15 | 18.23 | 18.26 |
| | | 1855 (26090) | 18.22 | 18.25 | 18.33 | 18.33 |
| | 25RB-Middle (12) | 1910 (26640) | 18.11 | 18.16 | 18.24 | 18.21 |
| | | 1882.5 (26365) | 18.14 | 18.15 | 18.23 | 18.29 |
| | | 1855 (26090) | 18.22 | 18.27 | 18.35 | 18.36 |
| | 25RB-Low (0) | 1910 (26640) | 18.17 | 18.20 | 18.28 | 18.29 |
| | | 1882.5 (26365) | 18.20 | 18.18 | 18.26 | 18.32 |
| | | 1855 (26090) | 18.19 | 18.28 | 18.36 | 18.31 |
| 50RB (0) | 1910 (26640) | 18.15 | 18.18 | 18.26 | 18.26 | |
| | 1882.5 (26365) | 18.16 | 18.16 | 18.24 | 18.26 | |
| | 1855 (26090) | 18.21 | 18.26 | 18.34 | 18.33 | |
| 15MHz | 1RB-High (74) | 1907.5 (26615) | 17.69 | 17.99 | 18.07 | 17.83 |
| | | 1882.5 (26365) | 17.91 | 18.08 | 18.16 | 18.05 |
| | | 1857.5 (26115) | 17.94 | 18.22 | 18.30 | 18.08 |
| | 1RB-Middle (37) | 1907.5 (26615) | 17.74 | 17.99 | 18.07 | 17.89 |
| | | 1882.5 (26365) | 17.83 | 18.07 | 18.15 | 17.94 |
| | | 1857.5 (26115) | 17.85 | 18.15 | 18.23 | 17.97 |
| | 1RB-Low (0) | 1907.5 (26615) | 17.88 | 18.10 | 18.18 | 18.03 |
| | | 1882.5 (26365) | 17.95 | 18.08 | 18.16 | 18.06 |
| | | 1857.5 (26115) | 17.83 | 18.17 | 18.25 | 17.97 |
| | 36RB-High (38) | 1907.5 (26615) | 18.00 | 18.03 | 18.11 | 18.10 |
| | | 1882.5 (26365) | 18.03 | 18.04 | 18.12 | 18.13 |
| | | 1857.5 (26115) | 18.11 | 18.14 | 18.22 | 18.22 |
| | 36RB-Middle (19) | 1907.5 (26615) | 18.00 | 18.05 | 18.13 | 18.13 |
| | | 1882.5 (26365) | 18.03 | 18.04 | 18.12 | 18.17 |
| | | 1857.5 (26115) | 18.11 | 18.15 | 18.23 | 18.26 |
| | 36RB-Low (0) | 1907.5 (26615) | 18.06 | 18.09 | 18.17 | 18.21 |
| | | 1882.5 (26365) | 18.09 | 18.07 | 18.15 | 18.20 |
| | | 1857.5 (26115) | 18.08 | 18.17 | 18.25 | 18.20 |
| 75RB (0) | 1907.5 (26615) | 18.04 | 18.07 | 18.15 | 18.18 | |
| | 1882.5 (26365) | 18.05 | 18.05 | 18.13 | 18.20 | |
| | 1857.5 (26115) | 18.10 | 18.14 | 18.22 | 18.21 | |
| 20MHz | 1RB-High (99) | 1905 (26590) | 17.66 | 17.96 | 18.04 | 17.78 |
| | | 1882.5 (26365) | 17.88 | 18.05 | 18.13 | 18.02 |
| | | 1860 (26140) | 17.91 | 18.19 | 18.27 | 18.03 |
| | 1RB-Middle (50) | 1905 (26590) | 17.92 | 17.96 | 18.04 | 17.85 |
| | | 1882.5 (26365) | 17.80 | 18.04 | 18.12 | 17.91 |
| | | 1860 (26140) | 17.71 | 18.12 | 18.20 | 17.95 |
| | 1RB-Low (0) | 1905 (26590) | 17.85 | 18.07 | 18.15 | 17.97 |
| | | 1882.5 (26365) | 17.83 | 18.05 | 18.13 | 18.03 |
| | | 1860 (26140) | 17.80 | 18.14 | 18.22 | 17.95 |
| | 50RB-High (50) | 1905 (26590) | 17.97 | 18.00 | 18.08 | 18.12 |
| | | 1882.5 (26365) | 18.00 | 18.01 | 18.08 | 18.11 |
| | | 1860 (26140) | 18.06 | 18.11 | 18.19 | 18.22 |
| | 50RB-Middle (25) | 1905 (26590) | 17.97 | 18.02 | 18.10 | 18.11 |
| | | 1882.5 (26365) | 18.00 | 18.01 | 18.09 | 18.10 |
| | | 1860 (26140) | 18.08 | 18.12 | 18.20 | 18.22 |
| | 50RB-Low (0) | 1905 (26590) | 18.03 | 18.06 | 18.14 | 18.16 |
| | | 1882.5 (26365) | 18.06 | 18.04 | 18.12 | 18.17 |
| | | 1860 (26140) | 18.05 | 18.14 | 18.22 | 18.18 |
| 100RB (0) | 1905 (26590) | 18.01 | 18.04 | 18.12 | 18.16 | |
| | 1882.5 (26365) | 18.02 | 18.02 | 18.10 | 18.14 | |
| | 1860 (26140) | 18.07 | 18.11 | 18.19 | 18.22 | |

| LTE B26 ANT0 DSI2/3/4/8 | | | | | | |
|-------------------------|-----------------|---------------|-------|-------|-------|--------|
| BANDWIDTH | Number of RBs | Frequency | QPSK | 16QAM | 64QAM | 256QAM |
| 1.4MHz | 1RB-High (5) | 848.3 (27033) | 23.74 | 23.13 | 22.24 | 19.54 |
| | | 831.5 (26865) | 23.91 | 23.25 | 22.11 | 19.21 |
| | | 814.7 (26697) | 23.89 | 23.45 | 22.27 | 19.79 |
| | 1RB-Middle (3) | 848.3 (27033) | 24.00 | 23.21 | 22.07 | 19.90 |
| | | 831.5 (26865) | 23.99 | 23.38 | 22.29 | 19.89 |
| | | 814.7 (26697) | 23.90 | 23.27 | 22.15 | 19.10 |
| | 1RB-Low (0) | 848.3 (27033) | 23.81 | 23.05 | 22.04 | 19.51 |
| | | 831.5 (26865) | 24.01 | 23.18 | 22.18 | 20.01 |
| | | 814.7 (26697) | 24.02 | 23.29 | 22.17 | 19.02 |
| | 3RB-High (3) | 848.3 (27033) | 23.82 | 23.03 | 21.93 | 18.92 |
| | | 831.5 (26865) | 23.94 | 23.09 | 22.06 | 19.94 |
| | | 814.7 (26697) | 23.97 | 23.15 | 22.06 | 19.17 |
| | 3RB-Middle (1) | 848.3 (27033) | 23.92 | 22.69 | 21.93 | 19.32 |
| | | 831.5 (26865) | 23.97 | 22.87 | 22.25 | 18.97 |
| | | 814.7 (26697) | 24.18 | 23.18 | 22.24 | 19.58 |
| | 3RB-Low (0) | 848.3 (27033) | 23.92 | 23.06 | 21.75 | 19.52 |
| | | 831.5 (26865) | 24.02 | 23.03 | 21.95 | 19.62 |
| | | 814.7 (26697) | 23.99 | 23.05 | 22.05 | 19.29 |
| | 6RB (0) | 848.3 (27033) | 22.97 | 21.93 | 20.80 | 18.37 |
| | | 831.5 (26865) | 22.91 | 21.96 | 20.82 | 18.61 |
| | | 814.7 (26697) | 23.05 | 22.15 | 20.94 | 18.15 |
| 3MHz | 1RB-High (14) | 847.5 (27025) | 24.02 | 23.36 | 21.99 | 19.12 |
| | | 831.5 (26865) | 24.04 | 23.47 | 22.27 | 19.84 |
| | | 815.5 (26705) | 24.01 | 23.39 | 22.17 | 19.31 |
| | 1RB-Middle (7) | 847.5 (27025) | 23.98 | 22.90 | 21.93 | 18.98 |
| | | 831.5 (26865) | 24.00 | 23.71 | 22.11 | 19.20 |
| | | 815.5 (26705) | 23.99 | 23.55 | 22.09 | 19.99 |
| | 1RB-Low (0) | 847.5 (27025) | 23.97 | 23.41 | 22.13 | 19.17 |
| | | 831.5 (26865) | 24.16 | 23.39 | 22.03 | 20.16 |
| | | 815.5 (26705) | 24.10 | 23.38 | 21.97 | 20.00 |
| | 8RB-High (7) | 847.5 (27025) | 23.08 | 22.13 | 20.91 | 18.88 |
| | | 831.5 (26865) | 23.17 | 22.17 | 21.08 | 18.97 |
| | | 815.5 (26705) | 23.15 | 22.20 | 20.96 | 19.05 |
| | 8RB-Middle (4) | 847.5 (27025) | 23.15 | 22.17 | 21.02 | 18.95 |
| | | 831.5 (26865) | 23.12 | 22.20 | 21.04 | 19.02 |
| | | 815.5 (26705) | 23.16 | 22.20 | 21.14 | 18.56 |
| | 8RB-Low (0) | 847.5 (27025) | 23.07 | 22.09 | 20.96 | 18.37 |
| | | 831.5 (26865) | 23.07 | 22.04 | 20.96 | 18.67 |
| | | 815.5 (26705) | 23.01 | 22.15 | 21.01 | 19.01 |
| | 15RB (0) | 847.5 (27025) | 23.04 | 22.09 | 21.01 | 18.44 |
| | | 831.5 (26865) | 23.09 | 22.06 | 20.99 | 18.29 |
| | | 815.5 (26705) | 23.07 | 22.10 | 21.00 | 18.67 |
| 5MHz | 1RB-High (24) | 846.5 (27015) | 24.09 | 23.52 | 22.09 | 19.99 |
| | | 831.5 (26865) | 24.09 | 23.49 | 22.05 | 19.29 |
| | | 816.5 (26715) | 24.06 | 23.42 | 22.15 | 19.66 |
| | 1RB-Middle (12) | 846.5 (27015) | 24.00 | 23.38 | 21.93 | 19.70 |
| | | 831.5 (26865) | 24.10 | 23.49 | 22.13 | 19.90 |
| | | 816.5 (26715) | 24.14 | 23.43 | 22.13 | 19.44 |
| | 1RB-Low (0) | 846.5 (27015) | 24.08 | 23.52 | 22.03 | 19.68 |
| | | 831.5 (26865) | 23.98 | 23.45 | 21.99 | 19.68 |
| | | 816.5 (26715) | 24.07 | 23.46 | 22.17 | 19.07 |
| | 12RB-High (13) | 846.5 (27015) | 23.03 | 22.17 | 21.04 | 18.93 |
| | | 831.5 (26865) | 23.16 | 22.22 | 20.98 | 18.16 |
| | | 816.5 (26715) | 23.17 | 22.04 | 21.04 | 19.17 |
| | 12RB-Middle (6) | 846.5 (27015) | 23.13 | 22.19 | 21.02 | 18.73 |
| | | 831.5 (26865) | 23.11 | 22.15 | 20.93 | 18.51 |
| | | 816.5 (26715) | 23.26 | 22.24 | 21.21 | 18.36 |
| | 12RB-Low (0) | 846.5 (27015) | 23.12 | 22.16 | 21.02 | 18.12 |
| | | 831.5 (26865) | 23.11 | 22.17 | 21.03 | 18.91 |
| | | 816.5 (26715) | 23.28 | 22.25 | 21.13 | 18.38 |
| | 25RB (0) | 846.5 (27015) | 23.09 | 22.16 | 21.03 | 18.79 |
| | | 831.5 (26865) | 23.10 | 22.06 | 21.00 | 18.30 |
| | | 816.5 (26715) | 23.15 | 22.24 | 21.11 | 19.05 |

| | | | | | | |
|----------|------------------|---------------|-------|-------|-------|-------|
| 10MHz | 1RB-High (49) | 844 (26990) | 24.00 | 23.42 | 22.13 | 19.80 |
| | | 831.5 (26865) | 23.93 | 23.59 | 22.10 | 19.43 |
| | | 820 (26750) | 24.07 | 23.44 | 22.15 | 20.07 |
| | 1RB-Middle (24) | 844 (26990) | 24.02 | 23.37 | 22.12 | 19.12 |
| | | 831.5 (26865) | 24.01 | 23.42 | 22.22 | 19.91 |
| | | 820 (26750) | 24.08 | 23.28 | 22.13 | 19.48 |
| | 1RB-Low (0) | 844 (26990) | 23.99 | 23.52 | 21.93 | 19.09 |
| | | 831.5 (26865) | 24.18 | 23.65 | 21.93 | 19.88 |
| | | 820 (26750) | 24.20 | 23.72 | 22.22 | 20.10 |
| | 25RB-High (25) | 844 (26990) | 23.13 | 22.16 | 21.00 | 18.73 |
| | | 831.5 (26865) | 23.14 | 22.11 | 21.10 | 19.14 |
| | | 820 (26750) | 23.15 | 22.21 | 21.15 | 18.35 |
| | 25RB-Middle (12) | 844 (26990) | 23.10 | 22.13 | 20.91 | 18.20 |
| | | 831.5 (26865) | 23.14 | 22.20 | 21.02 | 19.04 |
| | | 820 (26750) | 23.19 | 22.23 | 21.03 | 18.19 |
| | 25RB-Low (0) | 844 (26990) | 23.15 | 22.24 | 20.98 | 18.55 |
| | | 831.5 (26865) | 23.11 | 22.16 | 21.08 | 19.01 |
| | | 820 (26750) | 23.06 | 22.20 | 21.06 | 18.96 |
| 50RB (0) | 844 (26990) | 23.11 | 22.17 | 20.86 | 18.71 | |
| | 831.5 (26865) | 23.08 | 22.15 | 20.99 | 18.28 | |
| | 820 (26750) | 23.16 | 22.21 | 21.12 | 18.46 | |
| 15MHz | 1RB-High (74) | 841.5 (26965) | 23.83 | 23.19 | 21.95 | 19.23 |
| | | 831.5 (26865) | 23.87 | 23.32 | 21.97 | 19.07 |
| | | 822.5 (26775) | 23.94 | 23.33 | 21.94 | 19.84 |
| | 1RB-Middle (37) | 841.5 (26965) | 23.97 | 23.30 | 21.89 | 19.19 |
| | | 831.5 (26865) | 23.90 | 23.26 | 21.97 | 19.00 |
| | | 822.5 (26775) | 23.89 | 23.26 | 22.10 | 18.99 |
| | 1RB-Low (0) | 841.5 (26965) | 23.94 | 23.31 | 22.07 | 19.44 |
| | | 831.5 (26865) | 23.92 | 23.42 | 22.01 | 19.62 |
| | | 822.5 (26775) | 23.99 | 23.44 | 22.02 | 19.97 |
| | 36RB-High (38) | 841.5 (26965) | 23.02 | 22.04 | 21.00 | 18.02 |
| | | 831.5 (26865) | 23.08 | 22.08 | 21.04 | 18.61 |
| | | 822.5 (26775) | 23.05 | 22.06 | 20.95 | 18.65 |
| | 36RB-Middle (19) | 841.5 (26965) | 23.09 | 22.03 | 20.94 | 18.39 |
| | | 831.5 (26865) | 22.99 | 21.94 | 20.89 | 18.29 |
| | | 822.5 (26775) | 23.03 | 22.06 | 20.93 | 18.73 |
| | 36RB-Low (0) | 841.5 (26965) | 22.98 | 22.01 | 20.89 | 18.58 |
| | | 831.5 (26865) | 22.97 | 22.01 | 20.95 | 18.27 |
| | | 822.5 (26775) | 23.11 | 22.03 | 20.95 | 18.28 |
| 75RB (0) | 841.5 (26965) | 22.95 | 22.05 | 20.87 | 18.55 | |
| | 831.5 (26865) | 22.93 | 22.01 | 20.94 | 18.73 | |
| | 822.5 (26775) | 23.11 | 22.08 | 20.96 | 18.51 | |

| LTE B26 ANT0 DSI5 | | | | | | |
|-------------------|-----------------|---------------|-------|-------|-------|--------|
| BANDWIDTH | Number of RBs | Frequency | QPSK | 16QAM | 64QAM | 256QAM |
| 1.4MHz | 1RB-High (5) | 848.3 (27033) | 20.25 | 20.59 | 20.56 | 20.36 |
| | | 831.5 (26865) | 20.28 | 20.67 | 20.64 | 20.43 |
| | | 814.7 (26697) | 20.34 | 20.25 | 20.21 | 20.48 |
| | 1RB-Middle (3) | 848.3 (27033) | 20.29 | 20.59 | 20.56 | 20.40 |
| | | 831.5 (26865) | 20.33 | 20.77 | 20.74 | 20.48 |
| | | 814.7 (26697) | 20.30 | 20.29 | 20.25 | 20.43 |
| | 1RB-Low (0) | 848.3 (27033) | 20.39 | 20.70 | 20.67 | 20.53 |
| | | 831.5 (26865) | 20.33 | 20.71 | 20.68 | 20.44 |
| | | 814.7 (26697) | 20.34 | 20.34 | 20.31 | 20.47 |
| | 3RB-High (3) | 848.3 (27033) | 20.35 | 20.43 | 20.39 | 20.47 |
| | | 831.5 (26865) | 20.44 | 20.42 | 20.39 | 20.58 |
| | | 814.7 (26697) | 20.43 | 20.45 | 20.41 | 20.54 |
| | 3RB-Middle (1) | 848.3 (27033) | 20.30 | 20.32 | 20.29 | 20.41 |
| | | 831.5 (26865) | 20.37 | 20.31 | 20.28 | 20.47 |
| | | 814.7 (26697) | 20.43 | 20.38 | 20.35 | 20.56 |
| | 3RB-Low (0) | 848.3 (27033) | 20.32 | 20.38 | 20.35 | 20.45 |
| | | 831.5 (26865) | 20.41 | 20.35 | 20.31 | 20.55 |
| | | 814.7 (26697) | 20.36 | 20.39 | 20.35 | 20.46 |
| | 6RB (0) | 848.3 (27033) | 20.29 | 20.28 | 20.24 | 20.42 |
| | | 831.5 (26865) | 20.39 | 20.35 | 20.31 | 20.54 |
| | | 814.7 (26697) | 20.43 | 20.41 | 20.38 | 20.58 |
| 3MHz | 1RB-High (14) | 847.5 (27025) | 20.46 | 20.80 | 20.77 | 20.57 |
| | | 831.5 (26865) | 20.49 | 20.88 | 20.85 | 20.60 |
| | | 815.5 (26705) | 20.55 | 20.46 | 20.42 | 20.69 |
| | 1RB-Middle (7) | 847.5 (27025) | 20.50 | 20.81 | 20.77 | 20.62 |
| | | 831.5 (26865) | 20.54 | 20.98 | 20.95 | 20.69 |
| | | 815.5 (26705) | 20.51 | 20.50 | 20.46 | 20.66 |
| | 1RB-Low (0) | 847.5 (27025) | 20.60 | 20.92 | 20.89 | 20.73 |
| | | 831.5 (26865) | 20.54 | 20.93 | 20.89 | 20.65 |
| | | 815.5 (26705) | 20.56 | 20.55 | 20.52 | 20.67 |
| | 8RB-High (7) | 847.5 (27025) | 20.56 | 20.64 | 20.60 | 20.66 |
| | | 831.5 (26865) | 20.65 | 20.64 | 20.60 | 20.78 |
| | | 815.5 (26705) | 20.64 | 20.66 | 20.62 | 20.78 |
| | 8RB-Middle (4) | 847.5 (27025) | 20.51 | 20.53 | 20.50 | 20.65 |
| | | 831.5 (26865) | 20.58 | 20.52 | 20.49 | 20.73 |
| | | 815.5 (26705) | 20.64 | 20.59 | 20.56 | 20.76 |
| | 8RB-Low (0) | 847.5 (27025) | 20.53 | 20.59 | 20.56 | 20.63 |
| | | 831.5 (26865) | 20.62 | 20.56 | 20.52 | 20.76 |
| | | 815.5 (26705) | 20.57 | 20.60 | 20.56 | 20.71 |
| | 15RB (0) | 847.5 (27025) | 20.50 | 20.49 | 20.45 | 20.64 |
| | | 831.5 (26865) | 20.60 | 20.56 | 20.52 | 20.71 |
| | | 815.5 (26705) | 20.64 | 20.63 | 20.59 | 20.76 |
| 5MHz | 1RB-High (24) | 846.5 (27015) | 20.49 | 20.83 | 20.80 | 20.59 |
| | | 831.5 (26865) | 20.52 | 20.91 | 20.88 | 20.63 |
| | | 816.5 (26715) | 20.58 | 20.49 | 20.45 | 20.73 |
| | 1RB-Middle (12) | 846.5 (27015) | 20.53 | 20.84 | 20.80 | 20.65 |
| | | 831.5 (26865) | 20.57 | 21.01 | 20.98 | 20.72 |
| | | 816.5 (26715) | 20.54 | 20.53 | 20.49 | 20.66 |
| | 1RB-Low (0) | 846.5 (27015) | 20.63 | 20.95 | 20.92 | 20.78 |
| | | 831.5 (26865) | 20.57 | 20.96 | 20.92 | 20.68 |
| | | 816.5 (26715) | 20.59 | 20.58 | 20.55 | 20.73 |
| | 12RB-High (13) | 846.5 (27015) | 20.59 | 20.67 | 20.63 | 20.69 |
| | | 831.5 (26865) | 20.68 | 20.67 | 20.63 | 20.79 |
| | | 816.5 (26715) | 20.67 | 20.69 | 20.65 | 20.79 |
| | 12RB-Middle (6) | 846.5 (27015) | 20.54 | 20.56 | 20.53 | 20.66 |
| | | 831.5 (26865) | 20.61 | 20.55 | 20.52 | 20.76 |
| | | 816.5 (26715) | 20.67 | 20.62 | 20.59 | 20.78 |
| | 12RB-Low (0) | 846.5 (27015) | 20.56 | 20.62 | 20.59 | 20.71 |
| | | 831.5 (26865) | 20.65 | 20.59 | 20.55 | 20.77 |
| | | 816.5 (26715) | 20.60 | 20.63 | 20.59 | 20.72 |
| | 25RB (0) | 846.5 (27015) | 20.53 | 20.52 | 20.48 | 20.63 |
| | | 831.5 (26865) | 20.63 | 20.59 | 20.55 | 20.76 |
| | | 816.5 (26715) | 20.67 | 20.66 | 20.62 | 20.81 |

| | | | | | | |
|----------|------------------|---------------|-------|-------|-------|-------|
| 10MHz | 1RB-High (49) | 844 (26990) | 20.76 | 21.12 | 21.08 | 20.88 |
| | | 831.5 (26865) | 20.80 | 21.20 | 21.17 | 20.95 |
| | | 820 (26750) | 20.86 | 20.77 | 20.73 | 20.97 |
| | 1RB-Middle (24) | 844 (26990) | 20.81 | 21.12 | 21.09 | 20.92 |
| | | 831.5 (26865) | 20.85 | 21.30 | 21.27 | 21.00 |
| | | 820 (26750) | 20.82 | 20.80 | 20.77 | 20.94 |
| | 1RB-Low (0) | 844 (26990) | 20.91 | 21.23 | 21.20 | 21.05 |
| | | 831.5 (26865) | 20.85 | 21.24 | 21.21 | 20.98 |
| | | 820 (26750) | 20.87 | 20.86 | 20.83 | 21.01 |
| | 25RB-High (25) | 844 (26990) | 20.87 | 20.95 | 20.92 | 20.98 |
| | | 831.5 (26865) | 20.96 | 20.95 | 20.91 | 21.10 |
| | | 820 (26750) | 20.95 | 20.97 | 20.93 | 21.07 |
| | 25RB-Middle (12) | 844 (26990) | 20.82 | 20.84 | 20.81 | 20.94 |
| | | 831.5 (26865) | 20.89 | 20.83 | 20.79 | 21.01 |
| | | 820 (26750) | 20.95 | 20.90 | 20.87 | 21.09 |
| | 25RB-Low (0) | 844 (26990) | 20.84 | 20.90 | 20.87 | 20.99 |
| | | 831.5 (26865) | 20.93 | 20.87 | 20.83 | 21.03 |
| | | 820 (26750) | 20.88 | 20.91 | 20.87 | 20.99 |
| 50RB (0) | 844 (26990) | 20.81 | 20.80 | 20.76 | 20.94 | |
| | 831.5 (26865) | 20.91 | 20.87 | 20.83 | 21.05 | |
| | 820 (26750) | 20.95 | 20.94 | 20.90 | 21.09 | |
| 15MHz | 1RB-High (74) | 841.5 (26965) | 20.80 | 21.16 | 21.12 | 20.91 |
| | | 831.5 (26865) | 20.84 | 21.24 | 21.21 | 20.95 |
| | | 822.5 (26775) | 20.90 | 20.81 | 20.77 | 21.03 |
| | 1RB-Middle (37) | 841.5 (26965) | 20.85 | 21.16 | 21.13 | 20.99 |
| | | 831.5 (26865) | 20.89 | 21.34 | 21.31 | 21.04 |
| | | 822.5 (26775) | 20.86 | 20.85 | 20.81 | 20.97 |
| | 1RB-Low (0) | 841.5 (26965) | 20.91 | 21.27 | 21.24 | 21.05 |
| | | 831.5 (26865) | 20.89 | 21.28 | 21.25 | 21.04 |
| | | 822.5 (26775) | 20.95 | 20.91 | 20.87 | 21.02 |
| | 36RB-High (38) | 841.5 (26965) | 20.91 | 20.99 | 20.96 | 21.03 |
| | | 831.5 (26865) | 20.97 | 20.99 | 20.95 | 21.12 |
| | | 822.5 (26775) | 20.99 | 21.01 | 20.97 | 21.13 |
| | 36RB-Middle (19) | 841.5 (26965) | 20.86 | 20.88 | 20.85 | 20.97 |
| | | 831.5 (26865) | 20.93 | 20.87 | 20.83 | 21.03 |
| | | 822.5 (26775) | 20.99 | 20.94 | 20.91 | 21.11 |
| | 36RB-Low (0) | 841.5 (26965) | 20.88 | 20.94 | 20.91 | 21.01 |
| | | 831.5 (26865) | 20.92 | 20.91 | 20.87 | 21.08 |
| | | 822.5 (26775) | 21.00 | 20.95 | 20.91 | 21.02 |
| 75RB (0) | 841.5 (26965) | 20.85 | 20.84 | 20.80 | 21.00 | |
| | 831.5 (26865) | 20.95 | 20.91 | 20.87 | 21.08 | |
| | 822.5 (26775) | 20.99 | 20.98 | 20.94 | 21.10 | |

| LTE B30 ANT0 DS12/3/4/8 | | | | | | |
|-------------------------|------------------|----------------|-------|-------|-------|--------|
| BANDWIDTH | Number of RBs | Frequency | QPSK | 16QAM | 64QAM | 256QAM |
| 5MHz | 1RB-High (24) | 2312.5 (27735) | 23.66 | 23.02 | 22.14 | 19.16 |
| | | 2310 (27710) | 23.78 | 23.06 | 21.95 | 19.28 |
| | | 2307.5 (27685) | 23.71 | 23.00 | 21.98 | 19.31 |
| | 1RB-Middle (12) | 2312.5 (27735) | 23.75 | 23.05 | 22.08 | 19.75 |
| | | 2310 (27710) | 23.87 | 22.64 | 21.92 | 18.87 |
| | | 2307.5 (27685) | 23.83 | 23.20 | 22.18 | 19.43 |
| | 1RB-Low (0) | 2312.5 (27735) | 23.87 | 23.09 | 21.97 | 19.47 |
| | | 2310 (27710) | 23.77 | 23.17 | 21.98 | 19.27 |
| | | 2307.5 (27685) | 23.69 | 23.09 | 21.95 | 19.29 |
| | 12RB-High (13) | 2312.5 (27735) | 22.88 | 21.91 | 21.01 | 18.38 |
| | | 2310 (27710) | 22.75 | 21.86 | 20.93 | 18.75 |
| | | 2307.5 (27685) | 22.85 | 21.80 | 20.91 | 18.15 |
| | 12RB-Middle (6) | 2312.5 (27735) | 22.88 | 21.77 | 21.03 | 18.88 |
| | | 2310 (27710) | 22.78 | 21.83 | 20.91 | 17.98 |
| | | 2307.5 (27685) | 22.88 | 21.92 | 21.08 | 18.08 |
| | 12RB-Low (0) | 2312.5 (27735) | 22.73 | 21.75 | 20.87 | 18.13 |
| | | 2310 (27710) | 22.79 | 21.79 | 20.95 | 18.19 |
| | | 2307.5 (27685) | 22.74 | 21.72 | 20.98 | 17.94 |
| | 25RB (0) | 2312.5 (27735) | 22.85 | 21.90 | 20.92 | 18.25 |
| | | 2310 (27710) | 22.71 | 21.74 | 20.88 | 18.31 |
| | | 2307.5 (27685) | 22.81 | 21.85 | 21.02 | 18.01 |
| 10MHz | 1RB-High (49) | 2310 (27710) | 23.76 | 23.17 | 22.30 | 19.56 |
| | 1RB-Middle (24) | 2310 (27710) | 23.82 | 23.05 | 22.37 | 19.42 |
| | 1RB-Low (0) | 2310 (27710) | 23.85 | 23.35 | 22.18 | 18.95 |
| | 25RB-High (25) | 2310 (27710) | 22.83 | 21.83 | 21.25 | 18.43 |
| | 25RB-Middle (12) | 2310 (27710) | 22.74 | 21.86 | 21.27 | 18.14 |
| | 25RB-Low (0) | 2310 (27710) | 22.80 | 21.90 | 21.22 | 18.60 |
| | 50RB (0) | 2310 (27710) | 22.77 | 21.87 | 21.23 | 18.07 |

| LTE B30 ANT0 DSIS | | | | | | |
|-------------------|------------------|----------------|-------|-------|-------|--------|
| BANDWIDTH | Number of RBs | Frequency | QPSK | 16QAM | 64QAM | 256QAM |
| 5MHz | 1RB-High (24) | 2312.5 (27735) | 17.49 | 17.82 | 17.90 | 17.62 |
| | | 2310 (27710) | 17.64 | 17.97 | 18.05 | 17.77 |
| | | 2307.5 (27685) | 17.75 | 18.08 | 18.16 | 17.90 |
| | 1RB-Middle (12) | 2312.5 (27735) | 17.55 | 17.89 | 17.91 | 17.65 |
| | | 2310 (27710) | 17.70 | 18.04 | 18.06 | 17.83 |
| | | 2307.5 (27685) | 17.81 | 18.15 | 18.17 | 17.93 |
| | 1RB-Low (0) | 2312.5 (27735) | 17.37 | 17.94 | 17.52 | 17.51 |
| | | 2310 (27710) | 17.52 | 18.09 | 17.67 | 17.64 |
| | | 2307.5 (27685) | 17.63 | 18.20 | 17.78 | 17.73 |
| | 12RB-High (13) | 2312.5 (27735) | 17.57 | 17.42 | 17.41 | 17.69 |
| | | 2310 (27710) | 17.72 | 17.57 | 17.56 | 17.85 |
| | | 2307.5 (27685) | 17.83 | 17.68 | 17.67 | 17.98 |
| | 12RB-Middle (6) | 2312.5 (27735) | 17.44 | 17.37 | 17.44 | 17.59 |
| | | 2310 (27710) | 17.59 | 17.52 | 17.59 | 17.73 |
| | | 2307.5 (27685) | 17.70 | 17.63 | 17.70 | 17.85 |
| | 12RB-Low (0) | 2312.5 (27735) | 17.57 | 17.58 | 17.56 | 17.67 |
| | | 2310 (27710) | 17.72 | 17.73 | 17.71 | 17.84 |
| | | 2307.5 (27685) | 17.83 | 17.84 | 17.82 | 17.94 |
| 25RB (0) | 2312.5 (27735) | 17.51 | 17.52 | 17.53 | 17.64 | |
| | 2310 (27710) | 17.66 | 17.67 | 17.68 | 17.80 | |
| | 2307.5 (27685) | 17.77 | 17.78 | 17.79 | 17.89 | |
| 10MHz | 1RB-High (49) | 2310 (27710) | 17.62 | 17.95 | 18.03 | 17.74 |
| | 1RB-Middle (24) | 2310 (27710) | 17.50 | 18.02 | 18.04 | 17.82 |
| | 1RB-Low (0) | 2310 (27710) | 17.68 | 18.07 | 17.65 | 17.64 |
| | 25RB-High (25) | 2310 (27710) | 17.70 | 17.55 | 17.54 | 17.85 |
| | 25RB-Middle (12) | 2310 (27710) | 17.57 | 17.50 | 17.57 | 17.67 |
| | 25RB-Low (0) | 2310 (27710) | 17.68 | 17.71 | 17.69 | 17.80 |
| | 50RB (0) | 2310 (27710) | 17.64 | 17.65 | 17.66 | 17.77 |

| LTE B30 ANT3 DS18 | | | | | | |
|-------------------|------------------|----------------|-------|-------|-------|--------|
| BANDWIDTH | Number of RBs | Frequency | QPSK | 16QAM | 64QAM | 256QAM |
| 5MHz | 1RB-High (24) | 2312.5 (27735) | 23.66 | 23.02 | 22.14 | 19.16 |
| | | 2310 (27710) | 23.78 | 23.06 | 21.95 | 19.28 |
| | | 2307.5 (27685) | 23.71 | 23.00 | 21.98 | 19.31 |
| | 1RB-Middle (12) | 2312.5 (27735) | 23.75 | 23.05 | 22.08 | 19.75 |
| | | 2310 (27710) | 23.87 | 22.64 | 21.92 | 18.87 |
| | | 2307.5 (27685) | 23.83 | 23.20 | 22.18 | 19.43 |
| | 1RB-Low (0) | 2312.5 (27735) | 23.87 | 23.09 | 21.97 | 19.47 |
| | | 2310 (27710) | 23.77 | 23.17 | 21.98 | 19.27 |
| | | 2307.5 (27685) | 23.69 | 23.09 | 21.95 | 19.29 |
| | 12RB-High (13) | 2312.5 (27735) | 22.88 | 21.91 | 21.01 | 18.38 |
| | | 2310 (27710) | 22.75 | 21.86 | 20.93 | 18.75 |
| | | 2307.5 (27685) | 22.85 | 21.80 | 20.91 | 18.15 |
| | 12RB-Middle (6) | 2312.5 (27735) | 22.88 | 21.77 | 21.03 | 18.88 |
| | | 2310 (27710) | 22.78 | 21.83 | 20.91 | 17.98 |
| | | 2307.5 (27685) | 22.88 | 21.92 | 21.08 | 18.08 |
| | 12RB-Low (0) | 2312.5 (27735) | 22.73 | 21.75 | 20.87 | 18.13 |
| | | 2310 (27710) | 22.79 | 21.79 | 20.95 | 18.19 |
| | | 2307.5 (27685) | 22.74 | 21.72 | 20.98 | 17.94 |
| | 25RB (0) | 2312.5 (27735) | 22.85 | 21.90 | 20.92 | 18.25 |
| | | 2310 (27710) | 22.71 | 21.74 | 20.88 | 18.31 |
| | | 2307.5 (27685) | 22.81 | 21.85 | 21.02 | 18.01 |
| 10MHz | 1RB-High (49) | 2310 (27710) | 23.76 | 23.17 | 22.30 | 19.56 |
| | 1RB-Middle (24) | 2310 (27710) | 23.82 | 23.05 | 22.37 | 19.42 |
| | 1RB-Low (0) | 2310 (27710) | 23.85 | 23.35 | 22.18 | 18.95 |
| | 25RB-High (25) | 2310 (27710) | 22.83 | 21.83 | 21.25 | 18.43 |
| | 25RB-Middle (12) | 2310 (27710) | 22.74 | 21.86 | 21.27 | 18.14 |
| | 25RB-Low (0) | 2310 (27710) | 22.80 | 21.90 | 21.22 | 18.60 |
| | 50RB (0) | 2310 (27710) | 22.77 | 21.87 | 21.23 | 18.07 |

| LTE B30 ANT3 DS12 | | | | | | |
|-------------------|------------------|----------------|-------|-------|-------|--------|
| BANDWIDTH | Number of RBs | Frequency | QPSK | 16QAM | 64QAM | 256QAM |
| 5MHz | 1RB-High (24) | 2312.5 (27735) | 19.26 | 19.40 | 19.63 | 19.39 |
| | | 2310 (27710) | 19.30 | 19.11 | 19.33 | 19.43 |
| | | 2307.5 (27685) | 19.32 | 19.09 | 19.32 | 19.42 |
| | 1RB-Middle (12) | 2312.5 (27735) | 19.23 | 19.44 | 19.67 | 19.33 |
| | | 2310 (27710) | 19.35 | 18.92 | 19.14 | 19.50 |
| | | 2307.5 (27685) | 19.25 | 18.99 | 19.21 | 19.39 |
| | 1RB-Low (0) | 2312.5 (27735) | 19.31 | 19.46 | 19.69 | 19.43 |
| | | 2310 (27710) | 19.31 | 19.04 | 19.26 | 19.46 |
| | | 2307.5 (27685) | 19.30 | 18.98 | 19.20 | 19.44 |
| | 12RB-High (13) | 2312.5 (27735) | 19.30 | 19.45 | 19.68 | 19.42 |
| | | 2310 (27710) | 19.32 | 19.41 | 19.64 | 19.42 |
| | | 2307.5 (27685) | 19.27 | 19.36 | 19.59 | 19.42 |
| | 12RB-Middle (6) | 2312.5 (27735) | 19.28 | 19.47 | 19.70 | 19.41 |
| | | 2310 (27710) | 19.31 | 19.35 | 19.58 | 19.43 |
| | | 2307.5 (27685) | 19.32 | 19.40 | 19.63 | 19.47 |
| | 12RB-Low (0) | 2312.5 (27735) | 19.25 | 19.40 | 19.63 | 19.38 |
| | | 2310 (27710) | 19.26 | 19.30 | 19.53 | 19.37 |
| | | 2307.5 (27685) | 19.17 | 19.26 | 19.48 | 19.27 |
| 25RB (0) | 2312.5 (27735) | 19.22 | 19.33 | 19.56 | 19.32 | |
| | 2310 (27710) | 19.23 | 19.21 | 19.44 | 19.37 | |
| | 2307.5 (27685) | 19.28 | 19.30 | 19.53 | 19.39 | |
| 10MHz | 1RB-High (49) | 2310 (27710) | 19.16 | 19.13 | 19.43 | 19.28 |
| | 1RB-Middle (24) | 2310 (27710) | 19.06 | 19.27 | 19.19 | 19.29 |
| | 1RB-Low (0) | 2310 (27710) | 19.19 | 19.34 | 19.34 | 19.19 |
| | 25RB-High (25) | 2310 (27710) | 19.27 | 19.28 | 19.27 | 19.38 |
| | 25RB-Middle (12) | 2310 (27710) | 19.26 | 19.32 | 19.19 | 19.38 |
| | 25RB-Low (0) | 2310 (27710) | 19.16 | 19.34 | 19.22 | 19.29 |
| | 50RB (0) | 2310 (27710) | 19.21 | 19.21 | 19.24 | 19.34 |

| LTE B30 ANT3 DSI3 | | | | | | |
|-------------------|------------------|----------------|-------|-------|-------|--------|
| BANDWIDTH | Number of RBs | Frequency | QPSK | 16QAM | 64QAM | 256QAM |
| 5MHz | 1RB-High (24) | 2312.5 (27735) | 20.79 | 20.90 | 21.17 | 20.92 |
| | | 2310 (27710) | 20.80 | 20.61 | 20.88 | 20.95 |
| | | 2307.5 (27685) | 20.74 | 20.60 | 20.87 | 20.88 |
| | 1RB-Middle (12) | 2312.5 (27735) | 20.78 | 20.94 | 21.21 | 20.90 |
| | | 2310 (27710) | 20.78 | 20.48 | 20.75 | 20.92 |
| | | 2307.5 (27685) | 20.62 | 20.52 | 20.79 | 20.77 |
| | 1RB-Low (0) | 2312.5 (27735) | 20.83 | 21.00 | 21.27 | 20.94 |
| | | 2310 (27710) | 20.78 | 20.92 | 20.79 | 20.91 |
| | | 2307.5 (27685) | 20.74 | 20.94 | 20.81 | 20.87 |
| | 12RB-High (13) | 2312.5 (27735) | 20.82 | 20.97 | 20.84 | 20.94 |
| | | 2310 (27710) | 20.84 | 20.93 | 20.80 | 20.96 |
| | | 2307.5 (27685) | 20.76 | 20.88 | 20.75 | 20.87 |
| | 12RB-Middle (6) | 2312.5 (27735) | 20.83 | 20.94 | 20.81 | 20.94 |
| | | 2310 (27710) | 20.79 | 20.86 | 20.73 | 20.90 |
| | | 2307.5 (27685) | 20.88 | 20.94 | 20.81 | 21.01 |
| | 12RB-Low (0) | 2312.5 (27735) | 20.77 | 20.92 | 20.79 | 20.91 |
| | | 2310 (27710) | 20.79 | 20.81 | 20.68 | 20.91 |
| | | 2307.5 (27685) | 20.69 | 20.78 | 20.65 | 20.79 |
| | 25RB (0) | 2312.5 (27735) | 20.76 | 20.82 | 20.70 | 20.87 |
| | | 2310 (27710) | 20.78 | 20.71 | 20.59 | 20.92 |
| | | 2307.5 (27685) | 20.79 | 20.82 | 20.70 | 20.90 |
| 10MHz | 1RB-High (49) | 2310 (27710) | 20.72 | 20.47 | 21.10 | 20.82 |
| | 1RB-Middle (24) | 2310 (27710) | 20.78 | 20.49 | 21.08 | 21.01 |
| | 1RB-Low (0) | 2310 (27710) | 20.87 | 20.44 | 21.08 | 20.92 |
| | 25RB-High (25) | 2310 (27710) | 20.93 | 20.78 | 20.96 | 20.98 |
| | 25RB-Middle (12) | 2310 (27710) | 20.76 | 20.84 | 21.00 | 20.88 |
| | 25RB-Low (0) | 2310 (27710) | 20.86 | 20.78 | 20.91 | 21.06 |
| | 50RB (0) | 2310 (27710) | 20.88 | 20.65 | 20.90 | 21.00 |

| LTE B41 PC2 ANT3 DS18 | | | | | | |
|-----------------------|------------------|----------------|-------|-------|-------|--------|
| BANDWIDTH | Number of RBs | Frequency | QPSK | 16QAM | 64QAM | 256QAM |
| 5MHz | 1RB-High (24) | 2687.5 (41565) | 25.33 | 23.51 | 22.49 | 20.83 |
| | | 2640.3(41093) | 25.27 | 23.31 | 22.44 | 20.27 |
| | | 2593 (40620) | 24.96 | 23.31 | 22.17 | 20.56 |
| | | 2545.8(40148) | 24.65 | 22.73 | 21.89 | 20.65 |
| | 1RB-Middle (12) | 2498.5 (39675) | 24.35 | 22.42 | 21.62 | 19.75 |
| | | 2687.5 (41565) | 25.25 | 23.37 | 22.43 | 20.75 |
| | | 2640.3(41093) | 25.14 | 23.16 | 22.33 | 20.44 |
| | | 2593 (40620) | 24.73 | 23.01 | 21.96 | 20.63 |
| | 1RB-Low (0) | 2545.8(40148) | 24.55 | 22.70 | 21.81 | 20.35 |
| | | 2498.5 (39675) | 24.33 | 22.35 | 21.60 | 19.63 |
| | | 2687.5 (41565) | 25.33 | 23.48 | 22.50 | 20.83 |
| | | 2640.3(41093) | 25.14 | 23.21 | 22.32 | 20.74 |
| | 12RB-High (13) | 2593 (40620) | 24.82 | 23.07 | 22.04 | 20.12 |
| | | 2545.8(40148) | 24.46 | 22.58 | 21.72 | 20.46 |
| | | 2498.5 (39675) | 24.36 | 22.35 | 21.64 | 20.06 |
| | | 2687.5 (41565) | 23.77 | 22.12 | 20.58 | 19.37 |
| | 12RB-Middle (6) | 2640.3(41093) | 23.70 | 22.13 | 20.52 | 19.60 |
| | | 2593 (40620) | 23.39 | 21.94 | 20.24 | 18.99 |
| | | 2545.8(40148) | 23.07 | 21.55 | 19.96 | 18.57 |
| | | 2498.5 (39675) | 22.89 | 21.30 | 19.91 | 18.19 |
| | 12RB-Low (0) | 2687.5 (41565) | 23.76 | 22.19 | 20.57 | 18.76 |
| | | 2640.3(41093) | 23.74 | 22.14 | 20.56 | 19.74 |
| | | 2593 (40620) | 23.36 | 21.85 | 20.21 | 18.66 |
| | | 2545.8(40148) | 23.11 | 21.52 | 20.00 | 18.61 |
| | 25RB (0) | 2498.5 (39675) | 22.97 | 21.36 | 19.97 | 18.37 |
| | | 2687.5 (41565) | 23.77 | 22.13 | 20.58 | 19.27 |
| | | 2640.3(41093) | 23.62 | 22.05 | 20.45 | 18.82 |
| | | 2593 (40620) | 23.36 | 21.82 | 20.22 | 19.26 |
| | 1RB-High (49) | 2545.8(40148) | 23.06 | 21.44 | 19.94 | 18.46 |
| | | 2498.5 (39675) | 22.97 | 21.33 | 19.99 | 18.17 |
| | | 2687.5 (41565) | 23.72 | 22.16 | 20.53 | 19.52 |
| | | 2640.3(41093) | 23.75 | 22.11 | 20.56 | 19.35 |
| 10MHz | 1RB-High (49) | 2593 (40620) | 23.35 | 21.81 | 20.21 | 18.45 |
| | | 2545.8(40148) | 23.12 | 21.50 | 20.00 | 18.52 |
| | | 2498.5 (39675) | 22.97 | 21.26 | 19.96 | 18.67 |
| | | 2685 (41540) | 25.51 | 23.67 | 22.65 | 21.11 |
| | 1RB-Middle (24) | 2639(41080) | 25.45 | 23.47 | 22.60 | 21.45 |
| | | 2593 (40620) | 25.14 | 23.48 | 22.32 | 20.34 |
| | | 2547(40160) | 24.83 | 22.89 | 22.05 | 20.13 |
| | | 2501 (39700) | 24.52 | 22.58 | 21.78 | 20.22 |
| | 1RB-Low (0) | 2685 (41540) | 25.43 | 23.54 | 22.59 | 21.03 |
| | | 2639(41080) | 25.32 | 23.32 | 22.49 | 21.22 |
| | | 2593 (40620) | 24.91 | 23.18 | 22.12 | 20.11 |
| | | 2547(40160) | 24.73 | 22.86 | 21.96 | 20.33 |
| | 25RB-High (25) | 2501 (39700) | 24.50 | 22.51 | 21.76 | 20.30 |
| | | 2685 (41540) | 25.51 | 23.64 | 22.66 | 21.41 |
| | | 2639(41080) | 25.32 | 23.37 | 22.48 | 21.12 |
| | | 2593 (40620) | 25.00 | 23.23 | 22.20 | 20.60 |
| | 25RB-Middle (12) | 2547(40160) | 24.64 | 22.74 | 21.88 | 19.84 |
| | | 2501 (39700) | 24.54 | 22.51 | 21.79 | 20.24 |
| | | 2685 (41540) | 23.94 | 22.28 | 20.73 | 19.24 |
| | | 2639(41080) | 23.87 | 22.29 | 20.66 | 19.67 |
| | 25RB-Low (0) | 2593 (40620) | 23.55 | 22.10 | 20.38 | 18.95 |
| | | 2547(40160) | 23.23 | 21.70 | 20.10 | 18.33 |
| | | 2501 (39700) | 23.05 | 21.46 | 20.05 | 18.15 |
| | | 2685 (41540) | 23.93 | 22.35 | 20.71 | 19.33 |
| | 50RB (0) | 2639(41080) | 23.91 | 22.30 | 20.70 | 19.81 |
| | | 2593 (40620) | 23.52 | 22.01 | 20.36 | 19.32 |
| | | 2547(40160) | 23.28 | 21.67 | 20.14 | 18.28 |
| | | 2501 (39700) | 23.13 | 21.51 | 20.11 | 18.93 |
| | 50RB (0) | 2685 (41540) | 23.94 | 22.29 | 20.73 | 19.14 |
| | | 2639(41080) | 23.79 | 22.21 | 20.59 | 19.29 |
| | | 2593 (40620) | 23.53 | 21.98 | 20.36 | 19.13 |
| | | 2547(40160) | 23.22 | 21.59 | 20.09 | 18.22 |
| 50RB (0) | 2501 (39700) | 23.13 | 21.48 | 20.13 | 19.13 | |
| | 2685 (41540) | 23.88 | 22.31 | 20.68 | 19.08 | |
| | 2639(41080) | 23.92 | 22.26 | 20.71 | 19.92 | |
| | 2593 (40620) | 23.52 | 21.97 | 20.35 | 18.92 | |
| 50RB (0) | 2547(40160) | 23.28 | 21.65 | 20.14 | 19.08 | |
| | 2501 (39700) | 23.14 | 21.41 | 20.10 | 18.84 | |

| | | | | | | |
|-------|------------------|----------------|-------|-------|-------|-------|
| 15MHz | 1RB-High (74) | 2682.5 (41515) | 25.69 | 23.97 | 22.77 | 21.49 |
| | | 2637.8(41068) | 25.59 | 23.81 | 22.68 | 21.49 |
| | | 2593 (40620) | 25.34 | 23.41 | 22.46 | 20.44 |
| | | 2548.3(40173) | 25.02 | 23.34 | 22.17 | 20.42 |
| | 1RB-Middle (37) | 2503.5 (39725) | 24.73 | 22.86 | 21.91 | 20.63 |
| | | 2682.5 (41515) | 25.64 | 23.91 | 22.72 | 21.14 |
| | | 2637.8(41068) | 25.53 | 23.71 | 22.62 | 21.53 |
| | | 2593 (40620) | 25.17 | 23.31 | 22.30 | 20.47 |
| | 1RB-Low (0) | 2548.3(40173) | 24.92 | 23.19 | 22.08 | 20.62 |
| | | 2503.5 (39725) | 24.70 | 22.88 | 21.89 | 20.60 |
| | | 2682.5 (41515) | 25.74 | 24.03 | 22.81 | 21.24 |
| | | 2637.8(41068) | 25.57 | 23.75 | 22.66 | 21.27 |
| | 36RB-High (38) | 2593 (40620) | 25.18 | 23.33 | 22.31 | 20.28 |
| | | 2548.3(40173) | 24.92 | 23.21 | 22.08 | 20.02 |
| | | 2503.5 (39725) | 24.68 | 23.02 | 21.87 | 20.18 |
| | | 2682.5 (41515) | 23.62 | 22.62 | 20.93 | 19.02 |
| | 36RB-Middle (19) | 2637.8(41068) | 23.52 | 22.59 | 20.84 | 19.12 |
| | | 2593 (40620) | 23.22 | 22.17 | 20.58 | 18.82 |
| | | 2548.3(40173) | 23.05 | 21.93 | 20.34 | 18.65 |
| | | 2503.5 (39725) | 23.02 | 21.73 | 20.14 | 19.02 |
| | 36RB-Low (0) | 2682.5 (41515) | 23.62 | 22.59 | 20.93 | 19.22 |
| | | 2637.8(41068) | 23.56 | 22.63 | 20.88 | 19.26 |
| | | 2593 (40620) | 23.17 | 22.17 | 20.53 | 18.97 |
| | | 2548.3(40173) | 23.01 | 21.87 | 20.27 | 19.01 |
| | 75RB (0) | 2503.5 (39725) | 23.01 | 21.76 | 20.12 | 18.91 |
| | | 2682.5 (41515) | 23.59 | 22.58 | 20.90 | 18.79 |
| | | 2637.8(41068) | 23.49 | 22.52 | 20.82 | 18.59 |
| | | 2593 (40620) | 23.12 | 22.14 | 20.49 | 18.32 |
| | 2548.3(40173) | 23.07 | 21.88 | 20.27 | 18.67 | |
| | 2503.5 (39725) | 23.02 | 21.75 | 20.13 | 18.12 | |
| | 2682.5 (41515) | 23.55 | 22.57 | 20.87 | 19.45 | |
| | 2637.8(41068) | 23.54 | 22.57 | 20.86 | 19.54 | |
| 20MHz | 1RB-High (99) | 2593 (40620) | 23.16 | 22.19 | 20.52 | 18.76 |
| | | 2548.3(40173) | 23.02 | 21.91 | 20.25 | 18.12 |
| | | 2503.5 (39725) | 23.01 | 21.71 | 20.12 | 18.11 |
| | | 2680 (41490) | 25.46 | 23.63 | 22.61 | 21.06 |
| | 1RB-Middle (50) | 2636.5(41055) | 25.40 | 23.42 | 22.56 | 20.50 |
| | | 2593 (40620) | 25.09 | 23.43 | 22.28 | 20.19 |
| | | 2549.5(40185) | 24.78 | 22.85 | 22.01 | 20.18 |
| | | 2506 (39750) | 24.47 | 22.54 | 21.74 | 20.47 |
| | 1RB-Low (0) | 2680 (41490) | 25.38 | 23.49 | 22.54 | 20.88 |
| | | 2636.5(41055) | 25.27 | 23.27 | 22.44 | 20.97 |
| | | 2593 (40620) | 24.86 | 23.13 | 22.08 | 20.46 |
| | | 2549.5(40185) | 24.68 | 22.81 | 21.92 | 20.18 |
| | 50RB-High (50) | 2506 (39750) | 24.45 | 22.46 | 21.72 | 20.25 |
| | | 2680 (41490) | 25.46 | 23.60 | 22.61 | 20.96 |
| | | 2636.5(41055) | 25.27 | 23.33 | 22.44 | 21.27 |
| | | 2593 (40620) | 24.95 | 23.19 | 22.16 | 20.95 |
| | 50RB-Middle (25) | 2549.5(40185) | 24.59 | 22.70 | 21.84 | 19.69 |
| | | 2506 (39750) | 24.49 | 22.47 | 21.75 | 20.39 |
| | | 2680 (41490) | 23.89 | 22.24 | 20.68 | 19.49 |
| | | 2636.5(41055) | 23.82 | 22.25 | 20.62 | 19.22 |
| | 50RB-Low (0) | 2593 (40620) | 23.51 | 22.06 | 20.34 | 18.61 |
| | | 2549.5(40185) | 23.19 | 21.66 | 20.06 | 18.19 |
| | | 2506 (39750) | 23.00 | 21.41 | 20.01 | 18.90 |
| | | 2680 (41490) | 23.90 | 22.30 | 20.67 | 19.58 |
| | 100RB (0) | 2636.5(41055) | 23.87 | 22.25 | 20.66 | 19.17 |
| | | 2593 (40620) | 23.48 | 21.96 | 20.32 | 18.98 |
| | | 2549.5(40185) | 23.23 | 21.63 | 20.10 | 19.03 |
| | | 2506 (39750) | 23.08 | 21.47 | 20.07 | 18.98 |
| | 2680 (41490) | 23.88 | 22.25 | 20.69 | 19.10 | |
| | 2636.5(41055) | 23.74 | 22.16 | 20.55 | 19.74 | |
| | 2593 (40620) | 23.48 | 21.94 | 20.32 | 18.68 | |
| | 2549.5(40185) | 23.17 | 21.55 | 20.05 | 18.77 | |
| | 2506 (39750) | 23.09 | 21.44 | 20.09 | 18.39 | |
| | 2680 (41490) | 23.84 | 22.27 | 20.64 | 19.24 | |
| | 2636.5(41055) | 23.87 | 22.22 | 20.66 | 19.47 | |
| | 2593 (40620) | 23.47 | 21.93 | 20.31 | 18.87 | |
| | 2549.5(40185) | 23.24 | 21.61 | 20.10 | 18.24 | |
| | 2506 (39750) | 23.09 | 21.37 | 20.06 | 18.99 | |

| LTE B41 PC3 ANT3 DS18 | | | | | | | |
|-----------------------|-----------------|-----------------|--------------|-------|-------|--------|-------|
| BANDWIDTH | Number of RBs | Frequency | QPSK | 16QAM | 64QAM | 256QAM | |
| 5MHz | 1RB-High (24) | 2687.5 (41565) | 24.75 | 23.92 | 23.78 | 19.85 | |
| | | 2640.3(41093) | 24.73 | 23.78 | 23.59 | 20.23 | |
| | | 2593 (40620) | 24.15 | 23.36 | 23.06 | 19.35 | |
| | | 2545.8(40148) | 24.42 | 23.37 | 23.25 | 20.32 | |
| | 1RB-Middle (12) | 2498.5 (39675) | 23.94 | 23.06 | 22.93 | 19.34 | |
| | | 2687.5 (41565) | 24.76 | 23.90 | 23.68 | 20.26 | |
| | | 2640.3(41093) | 24.92 | 23.78 | 23.55 | 20.42 | |
| | | 2593 (40620) | 24.04 | 23.29 | 23.06 | 19.24 | |
| | 1RB-Low (0) | 2545.8(40148) | 24.54 | 23.36 | 23.18 | 19.84 | |
| | | 2498.5 (39675) | 24.14 | 23.11 | 22.84 | 19.34 | |
| | | 2687.5 (41565) | 24.71 | 23.83 | 23.77 | 20.21 | |
| | | 2640.3(41093) | 24.59 | 23.66 | 23.57 | 20.49 | |
| | 12RB-High (13) | 2593 (40620) | 24.10 | 23.25 | 23.11 | 19.60 | |
| | | 2545.8(40148) | 24.19 | 23.31 | 23.13 | 19.29 | |
| | | 2498.5 (39675) | 24.01 | 23.14 | 22.97 | 19.31 | |
| | | 2687.5 (41565) | 23.84 | 22.75 | 22.81 | 18.94 | |
| | 12RB-Middle (6) | 2640.3(41093) | 23.70 | 22.67 | 22.71 | 18.90 | |
| | | 2593 (40620) | 23.15 | 22.12 | 22.11 | 18.85 | |
| | | 2545.8(40148) | 22.74 | 22.37 | 22.31 | 17.84 | |
| | | 2498.5 (39675) | 22.94 | 21.89 | 21.97 | 18.54 | |
| | 12RB-Low (0) | 2687.5 (41565) | 23.84 | 22.83 | 22.87 | 19.64 | |
| | | 2640.3(41093) | 23.68 | 22.61 | 22.64 | 19.08 | |
| | | 2593 (40620) | 23.18 | 22.15 | 21.20 | 19.18 | |
| | | 2545.8(40148) | 23.33 | 22.34 | 22.35 | 18.83 | |
| | 25RB (0) | 2498.5 (39675) | 22.94 | 22.01 | 21.96 | 18.94 | |
| | | 2687.5 (41565) | 23.84 | 22.74 | 22.83 | 19.44 | |
| | | 2640.3(41093) | 23.60 | 22.58 | 22.60 | 18.90 | |
| | | 2593 (40620) | 23.20 | 22.19 | 22.14 | 18.40 | |
| | 12RB-Low (0) | 2545.8(40148) | 23.29 | 22.29 | 22.30 | 19.09 | |
| | | 2498.5 (39675) | 22.98 | 22.02 | 21.96 | 18.58 | |
| | | 2687.5 (41565) | 23.84 | 22.86 | 22.79 | 18.94 | |
| | | 2640.3(41093) | 23.67 | 22.65 | 22.60 | 19.07 | |
| | 25RB (0) | 2593 (40620) | 23.05 | 22.09 | 22.15 | 18.45 | |
| | | 2545.8(40148) | 23.32 | 22.34 | 22.29 | 18.92 | |
| | | 2498.5 (39675) | 23.04 | 21.98 | 21.94 | 18.04 | |
| | | 2685 (41540) | 24.79 | 23.92 | 23.68 | 20.49 | |
| | 10MHz | 1RB-High (49) | 2639(41080) | 24.71 | 23.81 | 22.33 | 19.71 |
| | | | 2593 (40620) | 24.19 | 23.32 | 21.81 | 19.49 |
| | | | 2547(40160) | 24.29 | 23.34 | 22.11 | 19.59 |
| | | | 2501 (39700) | 23.83 | 22.94 | 21.54 | 19.73 |
| | | 1RB-Middle (24) | 2685 (41540) | 24.81 | 24.00 | 23.75 | 20.51 |
| | | | 2639(41080) | 24.61 | 23.76 | 22.38 | 20.11 |
| | | | 2593 (40620) | 24.18 | 23.35 | 21.92 | 19.68 |
| | | | 2547(40160) | 24.28 | 23.38 | 22.14 | 19.68 |
| | | 1RB-Low (0) | 2501 (39700) | 23.87 | 22.95 | 21.65 | 19.27 |
| | | | 2685 (41540) | 24.99 | 24.08 | 23.82 | 20.29 |
| | | | 2639(41080) | 24.66 | 23.80 | 22.29 | 19.86 |
| | | | 2593 (40620) | 24.31 | 23.46 | 21.90 | 20.01 |
| 25RB-High (25) | | 2547(40160) | 24.26 | 23.37 | 22.02 | 19.76 | |
| | | 2501 (39700) | 23.97 | 23.07 | 21.75 | 19.67 | |
| | | 2685 (41540) | 23.90 | 22.96 | 22.81 | 19.90 | |
| | | 2639(41080) | 23.77 | 22.81 | 21.75 | 18.97 | |
| 25RB-Middle (12) | | 2593 (40620) | 23.29 | 22.31 | 21.24 | 19.19 | |
| | | 2547(40160) | 23.24 | 22.24 | 21.42 | 19.04 | |
| | | 2501 (39700) | 22.88 | 21.91 | 20.98 | 17.88 | |
| | | 2685 (41540) | 23.87 | 22.95 | 22.93 | 19.57 | |
| 25RB-Low (0) | | 2639(41080) | 23.69 | 22.73 | 21.73 | 18.69 | |
| | | 2593 (40620) | 23.34 | 22.35 | 21.33 | 18.34 | |
| | | 2547(40160) | 23.28 | 22.30 | 21.50 | 19.08 | |
| | | 2501 (39700) | 22.97 | 21.97 | 21.08 | 18.87 | |
| 50RB (0) | | 2685 (41540) | 23.86 | 22.93 | 21.84 | 19.26 | |
| | | 2639(41080) | 23.61 | 22.69 | 21.68 | 19.01 | |
| | | 2593 (40620) | 23.28 | 22.32 | 21.26 | 18.68 | |
| | | 2547(40160) | 23.28 | 22.31 | 21.38 | 18.98 | |
| 50RB (0) | | 2501 (39700) | 22.96 | 21.99 | 21.05 | 18.16 | |
| | | 2685 (41540) | 23.90 | 22.93 | 21.79 | 19.90 | |
| | | 2639(41080) | 23.69 | 22.74 | 21.73 | 19.39 | |
| | | 2593 (40620) | 23.33 | 22.39 | 21.22 | 18.63 | |
| 50RB (0) | | 2547(40160) | 23.22 | 22.29 | 21.34 | 18.42 | |
| | | 2501 (39700) | 22.93 | 21.97 | 20.99 | 17.93 | |

| | | | | | | |
|------------------|-----------------|----------------|-------|-------|-------|-------|
| 15MHz | 1RB-High (74) | 2682.5 (41515) | 24.67 | 23.79 | 23.58 | 20.27 |
| | | 2637.8(41068) | 24.61 | 23.69 | 23.43 | 19.91 |
| | | 2593 (40620) | 24.04 | 23.16 | 22.92 | 19.14 |
| | | 2548.3(40173) | 24.22 | 23.40 | 23.11 | 20.12 |
| | | 2503.5 (39725) | 23.72 | 22.77 | 22.54 | 19.12 |
| | 1RB-Middle (37) | 2682.5 (41515) | 24.71 | 23.79 | 23.61 | 20.61 |
| | | 2637.8(41068) | 24.48 | 23.61 | 23.37 | 19.88 |
| | | 2593 (40620) | 24.00 | 23.16 | 22.84 | 19.50 |
| | | 2548.3(40173) | 24.20 | 23.28 | 23.08 | 20.20 |
| | | 2503.5 (39725) | 23.64 | 22.81 | 22.57 | 19.44 |
| | 1RB-Low (0) | 2682.5 (41515) | 24.80 | 23.95 | 23.73 | 20.10 |
| | | 2637.8(41068) | 24.49 | 23.63 | 23.38 | 20.49 |
| | | 2593 (40620) | 24.15 | 23.26 | 23.06 | 19.25 |
| | | 2548.3(40173) | 24.18 | 23.30 | 23.05 | 19.38 |
| | | 2503.5 (39725) | 23.80 | 22.89 | 22.65 | 18.90 |
| | 36RB-High (38) | 2682.5 (41515) | 23.73 | 22.70 | 22.76 | 18.83 |
| | | 2637.8(41068) | 23.70 | 22.65 | 22.62 | 18.70 |
| | | 2593 (40620) | 23.11 | 22.12 | 22.08 | 18.61 |
| | | 2548.3(40173) | 23.31 | 22.31 | 22.32 | 18.81 |
| | | 2503.5 (39725) | 22.81 | 21.80 | 21.81 | 18.81 |
| 36RB-Middle (19) | 2682.5 (41515) | 23.78 | 22.77 | 22.77 | 18.78 | |
| | 2637.8(41068) | 23.69 | 22.62 | 22.64 | 18.89 | |
| | 2593 (40620) | 23.14 | 22.15 | 22.12 | 18.34 | |
| | 2548.3(40173) | 23.30 | 22.32 | 22.28 | 18.60 | |
| | 2503.5 (39725) | 22.86 | 21.80 | 21.85 | 18.76 | |
| 36RB-Low (0) | 2682.5 (41515) | 23.76 | 22.73 | 22.75 | 19.46 | |
| | 2637.8(41068) | 23.61 | 22.49 | 22.53 | 18.61 | |
| | 2593 (40620) | 23.23 | 22.13 | 22.16 | 18.73 | |
| | 2548.3(40173) | 23.33 | 22.24 | 22.27 | 19.13 | |
| | 2503.5 (39725) | 22.83 | 21.80 | 21.84 | 18.83 | |
| 75RB (0) | 2682.5 (41515) | 23.74 | 22.79 | 22.75 | 19.34 | |
| | 2637.8(41068) | 23.65 | 22.67 | 22.66 | 19.25 | |
| | 2593 (40620) | 23.16 | 22.20 | 22.10 | 18.66 | |
| | 2548.3(40173) | 23.36 | 22.34 | 22.34 | 18.56 | |
| | 2503.5 (39725) | 22.87 | 21.87 | 21.89 | 18.47 | |
| 20MHz | 1RB-High (99) | 2680 (41490) | 24.59 | 23.82 | 23.59 | 20.09 |
| | | 2636.5(41055) | 24.84 | 23.72 | 23.46 | 20.40 |
| | | 2593 (40620) | 24.02 | 23.14 | 22.89 | 19.52 |
| | | 2549.5(40185) | 24.20 | 23.33 | 23.03 | 19.80 |
| | | 2506 (39750) | 23.60 | 22.80 | 22.53 | 18.87 |
| | 1RB-Middle (50) | 2680 (41490) | 24.61 | 23.80 | 23.59 | 19.91 |
| | | 2636.5(41055) | 24.48 | 23.58 | 23.38 | 19.48 |
| | | 2593 (40620) | 23.97 | 23.11 | 22.82 | 19.27 |
| | | 2549.5(40185) | 24.15 | 23.27 | 23.03 | 20.05 |
| | | 2506 (39750) | 23.69 | 22.75 | 22.52 | 19.69 |
| | 1RB-Low (0) | 2680 (41490) | 24.67 | 24.00 | 23.81 | 19.94 |
| | | 2636.5(41055) | 24.48 | 23.60 | 23.35 | 19.58 |
| | | 2593 (40620) | 24.19 | 23.28 | 23.06 | 19.19 |
| | | 2549.5(40185) | 24.06 | 23.21 | 22.97 | 19.86 |
| | | 2506 (39750) | 23.76 | 22.88 | 22.67 | 19.36 |
| | 50RB-High (50) | 2680 (41490) | 23.72 | 22.81 | 22.74 | 18.72 |
| | | 2636.5(41055) | 23.62 | 22.68 | 22.60 | 19.52 |
| | | 2593 (40620) | 23.11 | 22.15 | 22.09 | 18.91 |
| | | 2549.5(40185) | 23.34 | 22.37 | 22.30 | 18.74 |
| | | 2506 (39750) | 22.73 | 21.75 | 21.74 | 18.53 |
| 50RB-Middle (25) | 2680 (41490) | 23.62 | 22.85 | 22.78 | 19.00 | |
| | 2636.5(41055) | 23.80 | 22.67 | 22.60 | 19.12 | |
| | 2593 (40620) | 23.12 | 22.15 | 22.09 | 18.62 | |
| | 2549.5(40185) | 23.30 | 22.34 | 22.26 | 18.40 | |
| | 2506 (39750) | 22.83 | 21.84 | 21.77 | 17.93 | |
| 50RB-Low (0) | 2680 (41490) | 23.77 | 22.85 | 22.80 | 19.77 | |
| | 2636.5(41055) | 23.52 | 22.57 | 22.47 | 18.72 | |
| | 2593 (40620) | 23.15 | 22.23 | 22.13 | 18.65 | |
| | 2549.5(40185) | 23.27 | 22.32 | 22.22 | 18.47 | |
| | 2506 (39750) | 22.83 | 21.89 | 21.79 | 17.93 | |
| 100RB (0) | 2680 (41490) | 23.73 | 22.81 | 22.81 | 18.93 | |
| | 2636.5(41055) | 23.63 | 22.70 | 22.73 | 19.53 | |
| | 2593 (40620) | 23.15 | 22.21 | 22.24 | 18.55 | |
| | 2549.5(40185) | 23.30 | 22.37 | 22.38 | 19.20 | |
| | 2506 (39750) | 22.79 | 21.85 | 21.82 | 17.99 | |

| LTE B41 ANT3 DS12 | | | | | | | |
|-------------------|-----------------|-----------------|----------------|-------|-------|--------|-------|
| BANDWIDTH | Number of RBs | Frequency | QPSK | 16QAM | 64QAM | 256QAM | |
| 5MHz | 1RB-High (24) | 2687.5 (41565) | 15.94 | 16.12 | 16.10 | 16.08 | |
| | | 2640.3(41093) | 16.10 | 16.14 | 16.12 | 16.24 | |
| | | 2593 (40620) | 15.93 | 16.15 | 16.13 | 16.06 | |
| | | 2545.8(40148) | 15.50 | 15.59 | 15.58 | 15.60 | |
| | | 2498.5 (39675) | 15.30 | 15.33 | 15.31 | 15.42 | |
| | 1RB-Middle (12) | 2687.5 (41565) | 15.85 | 16.08 | 16.06 | 15.99 | |
| | | 2640.3(41093) | 15.95 | 16.04 | 16.02 | 16.08 | |
| | | 2593 (40620) | 15.68 | 15.93 | 15.91 | 15.83 | |
| | | 2545.8(40148) | 15.38 | 15.53 | 15.52 | 15.50 | |
| | 1RB-Low (0) | 2498.5 (39675) | 15.20 | 15.32 | 15.30 | 15.32 | |
| | | 2687.5 (41565) | 16.01 | 16.13 | 16.11 | 16.13 | |
| | | 2640.3(41093) | 16.04 | 16.10 | 16.08 | 16.16 | |
| | | 2593 (40620) | 15.73 | 15.89 | 15.87 | 15.86 | |
| | 12RB-High (13) | 2545.8(40148) | 15.34 | 15.45 | 15.43 | 15.46 | |
| | | 2498.5 (39675) | 15.29 | 15.30 | 15.28 | 15.39 | |
| | | 2687.5 (41565) | 16.05 | 16.03 | 16.01 | 16.20 | |
| | | 2640.3(41093) | 16.10 | 16.14 | 16.12 | 16.22 | |
| | 12RB-Middle (6) | 2593 (40620) | 15.96 | 15.99 | 15.97 | 16.09 | |
| | | 2545.8(40148) | 15.62 | 15.58 | 15.56 | 15.76 | |
| | | 2498.5 (39675) | 15.32 | 15.42 | 15.40 | 15.47 | |
| | | 2687.5 (41565) | 16.10 | 16.10 | 16.08 | 16.22 | |
| | 12RB-Low (0) | 2640.3(41093) | 16.09 | 16.13 | 16.11 | 16.22 | |
| | | 2593 (40620) | 15.88 | 15.96 | 15.94 | 15.99 | |
| | | 2545.8(40148) | 15.58 | 15.56 | 15.54 | 15.69 | |
| | | 2498.5 (39675) | 15.32 | 15.38 | 15.36 | 15.45 | |
| | 25RB (0) | 2687.5 (41565) | 16.03 | 16.03 | 16.01 | 16.16 | |
| | | 2640.3(41093) | 16.01 | 16.07 | 16.05 | 16.15 | |
| | | 2593 (40620) | 15.86 | 15.92 | 15.90 | 15.97 | |
| | | 2545.8(40148) | 15.52 | 15.53 | 15.51 | 15.65 | |
| | 10MHz | 1RB-High (49) | 2498.5 (39675) | 15.39 | 15.47 | 15.45 | 15.54 |
| | | | 2687.5 (41565) | 16.07 | 16.12 | 16.10 | 16.19 |
| | | | 2640.3(41093) | 16.13 | 16.15 | 16.13 | 16.25 |
| | | | 2593 (40620) | 15.90 | 15.90 | 15.88 | 16.01 |
| | | | 2545.8(40148) | 15.55 | 15.58 | 15.56 | 15.70 |
| | | 1RB-Middle (24) | 2498.5 (39675) | 15.32 | 15.38 | 15.36 | 15.45 |
| | | | 2685 (41540) | 15.99 | 16.17 | 16.15 | 16.11 |
| | | | 2639(41080) | 16.15 | 16.19 | 16.17 | 16.25 |
| | | | 2593 (40620) | 15.98 | 16.20 | 16.18 | 16.11 |
| | | | 2547(40160) | 15.54 | 15.64 | 15.62 | 15.64 |
| | 1RB-Low (0) | 2501 (39700) | 15.34 | 15.38 | 15.36 | 15.49 | |
| 2685 (41540) | | 15.90 | 16.13 | 16.11 | 16.05 | | |
| 2639(41080) | | 16.00 | 16.09 | 16.07 | 16.12 | | |
| 2593 (40620) | | 15.73 | 15.98 | 15.96 | 15.86 | | |
| 2547(40160) | | 15.43 | 15.58 | 15.56 | 15.57 | | |
| 25RB-High (25) | 2501 (39700) | 15.25 | 15.37 | 15.35 | 15.36 | | |
| | 2685 (41540) | 16.06 | 16.18 | 16.16 | 16.19 | | |
| | 2639(41080) | 16.09 | 16.15 | 16.13 | 16.24 | | |
| | 2593 (40620) | 15.78 | 15.94 | 15.92 | 15.90 | | |
| | 2547(40160) | 15.38 | 15.49 | 15.47 | 15.49 | | |
| 25RB-Middle (12) | 2501 (39700) | 15.34 | 15.35 | 15.33 | 15.49 | | |
| | 2685 (41540) | 16.10 | 16.08 | 16.06 | 16.23 | | |
| | 2639(41080) | 16.15 | 16.19 | 16.17 | 16.28 | | |
| | 2593 (40620) | 16.01 | 16.04 | 16.02 | 16.13 | | |
| | 2547(40160) | 15.67 | 15.63 | 15.61 | 15.81 | | |
| 25RB-Low (0) | 2501 (39700) | 15.37 | 15.47 | 15.45 | 15.49 | | |
| | 2685 (41540) | 16.15 | 16.15 | 16.13 | 16.25 | | |
| | 2639(41080) | 16.14 | 16.18 | 16.16 | 16.29 | | |
| | 2593 (40620) | 15.93 | 16.01 | 15.99 | 16.04 | | |
| | 2547(40160) | 15.63 | 15.61 | 15.59 | 15.77 | | |
| 50RB (0) | 2501 (39700) | 15.37 | 15.43 | 15.41 | 15.47 | | |
| | 2685 (41540) | 16.08 | 16.08 | 16.06 | 16.18 | | |
| | 2639(41080) | 16.06 | 16.12 | 16.10 | 16.19 | | |
| | 2593 (40620) | 15.91 | 15.97 | 15.95 | 16.05 | | |
| | 2547(40160) | 15.57 | 15.58 | 15.56 | 15.69 | | |
| | 2501 (39700) | 15.44 | 15.52 | 15.50 | 15.57 | | |
| | 2685 (41540) | 16.12 | 16.18 | 16.16 | 16.23 | | |
| | 2639(41080) | 16.18 | 16.20 | 16.18 | 16.28 | | |
| | 2593 (40620) | 15.95 | 15.95 | 15.93 | 16.09 | | |
| | 2547(40160) | 15.60 | 15.63 | 15.61 | 15.75 | | |
| | | 2501 (39700) | 15.37 | 15.42 | 15.40 | 15.52 | |

| | | | | | | | |
|------------------|------------------|----------------|----------------|-------|-------|-------|-------|
| 15MHz | 1RB-High (74) | 2682.5 (41515) | 15.91 | 15.87 | 15.94 | 16.05 | |
| | | 2637.8(41068) | 15.97 | 16.01 | 16.08 | 16.12 | |
| | | 2593 (40620) | 15.83 | 15.77 | 15.84 | 15.93 | |
| | | 2548.3(40173) | 15.51 | 15.39 | 15.45 | 15.61 | |
| | 1RB-Middle (37) | 2503.5 (39725) | 15.21 | 15.27 | 15.34 | 15.36 | |
| | | 2682.5 (41515) | 15.87 | 15.81 | 15.87 | 15.99 | |
| | | 2637.8(41068) | 15.86 | 15.92 | 15.99 | 15.99 | |
| | | 2593 (40620) | 15.63 | 15.48 | 15.55 | 15.73 | |
| | 1RB-Low (0) | 2548.3(40173) | 15.38 | 15.33 | 15.39 | 15.50 | |
| | | 2503.5 (39725) | 15.17 | 15.22 | 15.29 | 15.29 | |
| | | 2682.5 (41515) | 16.01 | 15.94 | 16.01 | 16.12 | |
| | | 2637.8(41068) | 15.94 | 15.99 | 16.06 | 16.06 | |
| | 36RB-High (38) | 2593 (40620) | 15.71 | 15.65 | 15.71 | 15.83 | |
| | | 2548.3(40173) | 15.45 | 15.40 | 15.46 | 15.59 | |
| | | 2503.5 (39725) | 15.23 | 15.24 | 15.30 | 15.38 | |
| | | 2682.5 (41515) | 15.96 | 16.00 | 16.07 | 16.11 | |
| | 36RB-Middle (19) | 2637.8(41068) | 16.04 | 16.07 | 16.14 | 16.14 | |
| | | 2593 (40620) | 15.89 | 15.91 | 15.98 | 16.00 | |
| | | 2548.3(40173) | 15.54 | 15.53 | 15.59 | 15.68 | |
| | | 2503.5 (39725) | 15.35 | 15.36 | 15.43 | 15.47 | |
| | 36RB-Low (0) | 2682.5 (41515) | 15.93 | 15.93 | 16.00 | 16.06 | |
| | | 2637.8(41068) | 16.03 | 16.04 | 16.11 | 16.15 | |
| | | 2593 (40620) | 15.82 | 15.85 | 15.92 | 15.95 | |
| | | 2548.3(40173) | 15.48 | 15.48 | 15.55 | 15.59 | |
| | 75RB (0) | 2503.5 (39725) | 15.35 | 15.38 | 15.45 | 15.45 | |
| | | 2682.5 (41515) | 15.92 | 15.93 | 16.00 | 16.07 | |
| | | 2637.8(41068) | 15.93 | 15.98 | 16.05 | 16.04 | |
| | | 2593 (40620) | 15.79 | 15.86 | 15.93 | 15.92 | |
| | 1RB-High (99) | 2548.3(40173) | 15.52 | 15.50 | 15.56 | 15.64 | |
| | | 2503.5 (39725) | 15.32 | 15.32 | 15.39 | 15.42 | |
| | | 2682.5 (41515) | 15.89 | 15.91 | 15.98 | 15.99 | |
| | | 2637.8(41068) | 16.01 | 16.06 | 16.13 | 16.16 | |
| | 20MHz | 1RB-High (99) | 2593 (40620) | 15.81 | 15.87 | 15.94 | 15.94 |
| | | | 2548.3(40173) | 15.51 | 15.51 | 15.58 | 15.63 |
| | | | 2503.5 (39725) | 15.32 | 15.38 | 15.44 | 15.42 |
| | | | 2680 (41490) | 15.89 | 16.07 | 16.05 | 15.99 |
| 1RB-Middle (50) | | 2636.5(41055) | 16.05 | 16.09 | 16.07 | 16.19 | |
| | | 2593 (40620) | 15.88 | 16.10 | 16.08 | 16.02 | |
| | | 2549.5(40185) | 15.45 | 15.55 | 15.53 | 15.56 | |
| | | 2506 (39750) | 15.25 | 15.28 | 15.26 | 15.38 | |
| 1RB-Low (0) | | 2680 (41490) | 15.80 | 16.03 | 16.01 | 15.93 | |
| | | 2636.5(41055) | 15.90 | 15.99 | 15.97 | 16.00 | |
| | | 2593 (40620) | 15.63 | 15.88 | 15.86 | 15.75 | |
| | | 2549.5(40185) | 15.33 | 15.49 | 15.47 | 15.44 | |
| 50RB-High (50) | | 2506 (39750) | 15.15 | 15.27 | 15.25 | 15.30 | |
| | | 2680 (41490) | 15.99 | 16.08 | 16.06 | 16.10 | |
| | | 2636.5(41055) | 15.96 | 16.05 | 16.03 | 16.13 | |
| | | 2593 (40620) | 15.68 | 15.84 | 15.82 | 15.82 | |
| 50RB-Middle (25) | | 2549.5(40185) | 15.29 | 15.40 | 15.38 | 15.40 | |
| | | 2506 (39750) | 15.24 | 15.25 | 15.23 | 15.35 | |
| | | 2680 (41490) | 16.00 | 15.98 | 15.96 | 16.10 | |
| | | 2636.5(41055) | 16.05 | 16.09 | 16.07 | 16.20 | |
| 50RB-Low (0) | | 2593 (40620) | 15.91 | 15.94 | 15.92 | 16.02 | |
| | | 2549.5(40185) | 15.57 | 15.53 | 15.51 | 15.71 | |
| | | 2506 (39750) | 15.28 | 15.37 | 15.35 | 15.43 | |
| | | 2680 (41490) | 16.05 | 16.05 | 16.03 | 16.15 | |
| 100RB (0) | | 2636.5(41055) | 16.04 | 16.08 | 16.06 | 16.16 | |
| | | 2593 (40620) | 15.83 | 15.91 | 15.89 | 15.93 | |
| | | 2549.5(40185) | 15.53 | 15.51 | 15.49 | 15.65 | |
| | | 2506 (39750) | 15.27 | 15.34 | 15.32 | 15.41 | |
| 100RB (0) | | 2680 (41490) | 15.98 | 15.98 | 15.96 | 16.11 | |
| | | 2636.5(41055) | 15.96 | 16.02 | 16.00 | 16.10 | |
| | | 2593 (40620) | 15.81 | 15.87 | 15.85 | 15.96 | |
| | | 2549.5(40185) | 15.47 | 15.48 | 15.46 | 15.61 | |
| 100RB (0) | | 2506 (39750) | 15.34 | 15.42 | 15.40 | 15.49 | |
| | | 2680 (41490) | 16.01 | 16.07 | 16.05 | 16.13 | |
| | | 2636.5(41055) | 16.08 | 16.10 | 16.08 | 16.21 | |
| | | 2593 (40620) | 15.85 | 15.85 | 15.83 | 15.96 | |
| 100RB (0) | 2549.5(40185) | 15.50 | 15.53 | 15.51 | 15.65 | | |
| | 2506 (39750) | 15.27 | 15.33 | 15.31 | 15.40 | | |

| LTE B48 ANT4 DS18 | | | | | | | |
|-------------------|-----------------|---------------|-------|-------|-------|--------|-------|
| BANDWIDTH | Number of RBs | Frequency | QPSK | 16QAM | 64QAM | 256QAM | |
| 5MHz | 1RB-High (24) | 56715 | 23.15 | 22.35 | 20.85 | 18.75 | |
| | | 55990 | 23.31 | 22.39 | 21.06 | 18.61 | |
| | | 55265 | 23.36 | 22.43 | 20.99 | 18.86 | |
| | 1RB-Middle (12) | 56715 | 23.32 | 22.23 | 20.53 | 18.42 | |
| | | 55990 | 23.23 | 22.43 | 20.79 | 19.03 | |
| | | 55265 | 23.19 | 22.34 | 20.86 | 19.09 | |
| | 1RB-Low (0) | 56715 | 23.03 | 22.12 | 20.64 | 18.83 | |
| | | 55990 | 23.24 | 22.40 | 20.89 | 18.74 | |
| | | 55265 | 23.25 | 22.28 | 20.94 | 18.65 | |
| | 12RB-High (13) | 56715 | 22.12 | 21.09 | 19.94 | 18.12 | |
| | | 55990 | 22.27 | 21.18 | 20.20 | 17.87 | |
| | | 55265 | 22.27 | 21.24 | 20.32 | 17.67 | |
| | 12RB-Middle (6) | 56715 | 22.13 | 21.09 | 19.88 | 18.03 | |
| | | 55990 | 22.33 | 21.28 | 20.14 | 18.03 | |
| | | 55265 | 22.32 | 21.28 | 20.26 | 18.02 | |
| | 12RB-Low (0) | 56715 | 22.09 | 21.02 | 19.88 | 17.79 | |
| | | 55990 | 22.29 | 21.20 | 20.13 | 17.89 | |
| | | 55265 | 22.26 | 21.22 | 20.25 | 17.36 | |
| | 25RB (0) | 56715 | 22.09 | 21.07 | 19.87 | 17.09 | |
| | | 55990 | 22.25 | 21.28 | 20.14 | 17.35 | |
| | | 55265 | 22.27 | 21.28 | 20.27 | 17.47 | |
| | 10MHz | 1RB-High (49) | 56690 | 23.09 | 22.20 | 20.77 | 18.09 |
| | | | 55990 | 23.27 | 22.40 | 20.98 | 18.97 |
| | | | 55290 | 23.31 | 22.40 | 21.02 | 18.91 |
| 1RB-Middle (24) | | 56690 | 23.13 | 22.16 | 20.56 | 18.73 | |
| | | 55990 | 23.27 | 22.36 | 20.83 | 18.57 | |
| | | 55290 | 23.23 | 22.34 | 20.97 | 19.03 | |
| 1RB-Low (0) | | 56690 | 23.14 | 22.25 | 20.57 | 18.34 | |
| | | 55990 | 23.30 | 22.42 | 20.83 | 19.10 | |
| | | 55290 | 23.31 | 22.42 | 20.94 | 18.51 | |
| 25RB-High (25) | | 56690 | 22.13 | 21.16 | 20.05 | 18.13 | |
| | | 55990 | 22.33 | 21.31 | 20.34 | 17.93 | |
| | | 55290 | 22.34 | 21.32 | 20.38 | 17.34 | |
| 25RB-Middle (12) | | 56690 | 22.15 | 21.17 | 19.97 | 17.35 | |
| | | 55990 | 22.32 | 21.36 | 20.21 | 18.22 | |
| | | 55290 | 22.34 | 21.33 | 20.36 | 17.44 | |
| 25RB-Low (0) | | 56690 | 22.10 | 21.16 | 19.99 | 18.10 | |
| | | 55990 | 22.26 | 21.31 | 20.23 | 17.76 | |
| | | 55290 | 22.31 | 21.31 | 20.34 | 18.11 | |
| 50RB (0) | | 56690 | 22.15 | 21.15 | 19.96 | 17.35 | |
| | | 55990 | 22.32 | 21.37 | 20.22 | 18.02 | |
| | | 55290 | 22.33 | 21.35 | 20.35 | 17.33 | |

| | | | | | | |
|-----------|------------------|-------|-------|-------|-------|-------|
| 15MHz | 1RB-High (74) | 56665 | 23.02 | 22.11 | 20.62 | 19.02 |
| | | 55990 | 23.05 | 22.21 | 20.81 | 18.35 |
| | | 55315 | 23.14 | 22.22 | 20.80 | 18.24 |
| | 1RB-Middle (37) | 56665 | 22.92 | 22.05 | 20.59 | 18.92 |
| | | 55990 | 23.09 | 22.17 | 20.74 | 18.19 |
| | | 55315 | 23.07 | 22.18 | 20.73 | 18.87 |
| | 1RB-Low (0) | 56665 | 22.96 | 22.07 | 20.64 | 18.46 |
| | | 55990 | 23.09 | 22.18 | 20.71 | 18.09 |
| | | 55315 | 23.06 | 22.20 | 20.77 | 18.56 |
| | 36RB-High (38) | 56665 | 22.06 | 21.06 | 20.05 | 17.16 |
| | | 55990 | 22.25 | 21.21 | 20.25 | 17.45 |
| | | 55315 | 22.26 | 21.17 | 20.17 | 17.86 |
| | 36RB-Middle (19) | 56665 | 22.06 | 21.04 | 20.01 | 17.86 |
| | | 55990 | 22.22 | 21.19 | 20.21 | 18.02 |
| | | 55315 | 22.20 | 21.15 | 20.18 | 18.00 |
| | 36RB-Low (0) | 56665 | 22.09 | 21.02 | 20.01 | 17.99 |
| | | 55990 | 22.14 | 21.09 | 20.08 | 17.24 |
| | | 55315 | 22.18 | 21.11 | 20.15 | 17.68 |
| 75RB (0) | 56665 | 22.06 | 21.05 | 20.04 | 17.36 | |
| | 55990 | 22.15 | 21.15 | 20.12 | 18.05 | |
| | 55315 | 22.22 | 21.24 | 20.19 | 17.52 | |
| 20MHz | 1RB-High (99) | 56640 | 22.92 | 22.27 | 21.03 | 18.42 |
| | | 55990 | 23.07 | 22.40 | 21.15 | 18.47 |
| | | 55340 | 23.20 | 22.61 | 21.39 | 18.34 |
| | 1RB-Middle (50) | 56640 | 22.91 | 22.22 | 21.01 | 18.51 |
| | | 55990 | 23.08 | 22.38 | 21.17 | 18.08 |
| | | 55340 | 23.18 | 22.48 | 21.26 | 18.78 |
| | 1RB-Low (0) | 56640 | 22.97 | 22.38 | 21.07 | 18.17 |
| | | 55990 | 23.24 | 22.47 | 21.20 | 19.08 |
| | | 55340 | 23.18 | 22.54 | 21.29 | 18.60 |
| | 50RB-High (50) | 56640 | 22.09 | 21.12 | 20.15 | 17.99 |
| | | 55990 | 22.27 | 21.28 | 20.28 | 17.77 |
| | | 55340 | 22.29 | 21.42 | 20.51 | 17.68 |
| | 50RB-Middle (25) | 56640 | 22.10 | 21.16 | 20.17 | 17.20 |
| | | 55990 | 22.30 | 21.31 | 20.35 | 17.40 |
| | | 55340 | 22.33 | 21.41 | 20.48 | 17.83 |
| | 50RB-Low (0) | 56640 | 22.10 | 21.17 | 20.11 | 17.10 |
| | | 55990 | 22.38 | 21.28 | 20.30 | 17.59 |
| | | 55340 | 22.31 | 21.34 | 20.39 | 17.41 |
| 100RB (0) | 56640 | 22.08 | 21.09 | 20.09 | 17.18 | |
| | 55990 | 22.29 | 21.32 | 20.28 | 17.59 | |
| | 55340 | 22.37 | 21.39 | 20.44 | 18.27 | |

| LTE B48 ANT4 DS12 | | | | | | |
|-------------------|------------------|-----------|-------|-------|-------|--------|
| BANDWIDTH | Number of RBs | Frequency | QPSK | 16QAM | 64QAM | 256QAM |
| 5MHz | 1RB-High (24) | 56715 | 16.84 | 16.98 | 16.71 | 16.96 |
| | | 55990 | 16.74 | 17.08 | 16.81 | 16.84 |
| | | 55265 | 16.42 | 16.69 | 16.43 | 16.56 |
| | 1RB-Middle (12) | 56715 | 16.80 | 16.93 | 16.67 | 16.91 |
| | | 55990 | 16.65 | 17.04 | 16.78 | 16.79 |
| | | 55265 | 16.37 | 16.67 | 16.41 | 16.52 |
| | 1RB-Low (0) | 56715 | 16.86 | 16.95 | 16.68 | 16.96 |
| | | 55990 | 16.66 | 17.03 | 16.76 | 16.79 |
| | | 55265 | 16.44 | 16.72 | 16.46 | 16.59 |
| | 12RB-High (13) | 56715 | 16.91 | 16.93 | 16.66 | 17.06 |
| | | 55990 | 16.76 | 16.81 | 16.54 | 16.86 |
| | | 55265 | 16.55 | 16.52 | 16.26 | 16.69 |
| | 12RB-Middle (6) | 56715 | 16.89 | 16.95 | 16.68 | 16.99 |
| | | 55990 | 16.74 | 16.79 | 16.52 | 16.88 |
| | | 55265 | 16.53 | 16.50 | 16.24 | 16.65 |
| | 12RB-Low (0) | 56715 | 16.87 | 16.92 | 16.66 | 17.02 |
| | | 55990 | 16.69 | 16.75 | 16.48 | 16.79 |
| | | 55265 | 16.51 | 16.55 | 16.29 | 16.63 |
| | 25RB (0) | 56715 | 16.88 | 16.91 | 16.64 | 17.02 |
| | | 55990 | 16.75 | 16.78 | 16.52 | 16.89 |
| | | 55265 | 16.54 | 16.54 | 16.28 | 16.66 |
| 10MHz | 1RB-High (49) | 56690 | 16.77 | 16.91 | 16.64 | 16.87 |
| | | 55990 | 16.67 | 17.01 | 16.74 | 16.82 |
| | | 55290 | 16.35 | 16.62 | 16.36 | 16.49 |
| | 1RB-Middle (24) | 56690 | 16.73 | 16.86 | 16.60 | 16.85 |
| | | 55990 | 16.58 | 16.97 | 16.71 | 16.70 |
| | | 55290 | 16.30 | 16.60 | 16.34 | 16.43 |
| | 1RB-Low (0) | 56690 | 16.79 | 16.88 | 16.61 | 16.93 |
| | | 55990 | 16.59 | 16.96 | 16.69 | 16.74 |
| | | 55290 | 16.37 | 16.65 | 16.39 | 16.49 |
| | 25RB-High (25) | 56690 | 16.84 | 16.86 | 16.59 | 16.94 |
| | | 55990 | 16.69 | 16.74 | 16.47 | 16.82 |
| | | 55290 | 16.48 | 16.45 | 16.19 | 16.59 |
| | 25RB-Middle (12) | 56690 | 16.82 | 16.88 | 16.61 | 16.95 |
| | | 55990 | 16.67 | 16.72 | 16.45 | 16.77 |
| | | 55290 | 16.46 | 16.44 | 16.18 | 16.57 |
| | 25RB-Low (0) | 56690 | 16.80 | 16.85 | 16.59 | 16.95 |
| | | 55990 | 16.62 | 16.68 | 16.41 | 16.77 |
| | | 55290 | 16.44 | 16.48 | 16.22 | 16.55 |
| | 50RB (0) | 56690 | 16.81 | 16.83 | 16.57 | 16.94 |
| | | 55990 | 16.68 | 16.71 | 16.45 | 16.82 |
| | | 55290 | 16.47 | 16.47 | 16.21 | 16.60 |

| | | | | | | |
|-----------|------------------|-------|-------|-------|-------|-------|
| 15MHz | 1RB-High (74) | 56665 | 16.73 | 17.01 | 17.13 | 16.84 |
| | | 55990 | 16.68 | 17.09 | 17.21 | 16.81 |
| | | 55315 | 16.41 | 16.68 | 16.80 | 16.51 |
| | 1RB-Middle (37) | 56665 | 16.73 | 17.07 | 17.19 | 16.84 |
| | | 55990 | 16.68 | 17.06 | 17.18 | 16.78 |
| | | 55315 | 16.41 | 16.75 | 16.87 | 16.52 |
| | 1RB-Low (0) | 56665 | 16.71 | 17.12 | 17.24 | 16.82 |
| | | 55990 | 16.64 | 17.07 | 17.19 | 16.78 |
| | | 55315 | 16.36 | 16.79 | 16.91 | 16.47 |
| | 36RB-High (38) | 56665 | 16.98 | 17.03 | 17.15 | 17.09 |
| | | 55990 | 16.83 | 16.82 | 16.94 | 16.96 |
| | | 55315 | 16.56 | 16.61 | 16.73 | 16.71 |
| | 36RB-Middle (19) | 56665 | 16.93 | 16.97 | 17.09 | 17.08 |
| | | 55990 | 16.79 | 16.75 | 16.87 | 16.90 |
| | | 55315 | 16.57 | 16.60 | 16.72 | 16.67 |
| | 36RB-Low (0) | 56665 | 16.96 | 16.99 | 17.11 | 17.09 |
| | | 55990 | 16.75 | 16.75 | 16.87 | 16.90 |
| | | 55315 | 16.53 | 16.63 | 16.75 | 16.68 |
| 75RB (0) | 56665 | 16.96 | 16.96 | 17.08 | 17.10 | |
| | 55990 | 16.74 | 16.78 | 16.89 | 16.86 | |
| | 55315 | 16.55 | 16.57 | 16.69 | 16.65 | |
| 20MHz | 1RB-High (99) | 56640 | 16.92 | 17.06 | 16.79 | 17.07 |
| | | 55990 | 16.82 | 17.16 | 16.89 | 16.93 |
| | | 55340 | 16.50 | 16.77 | 16.50 | 16.65 |
| | 1RB-Middle (50) | 56640 | 16.88 | 17.01 | 16.74 | 17.00 |
| | | 55990 | 16.73 | 17.13 | 16.86 | 16.84 |
| | | 55340 | 16.44 | 16.75 | 16.49 | 16.56 |
| | 1RB-Low (0) | 56640 | 16.74 | 17.03 | 16.76 | 17.08 |
| | | 55990 | 16.94 | 17.11 | 16.84 | 16.86 |
| | | 55340 | 16.52 | 16.80 | 16.54 | 16.66 |
| | 50RB-High (50) | 56640 | 16.98 | 17.01 | 16.74 | 17.14 |
| | | 55990 | 16.84 | 16.89 | 16.62 | 16.94 |
| | | 55340 | 16.63 | 16.60 | 16.34 | 16.74 |
| | 50RB-Middle (25) | 56640 | 16.82 | 17.03 | 16.76 | 17.10 |
| | | 55990 | 16.99 | 16.87 | 16.60 | 16.92 |
| | | 55340 | 16.61 | 16.58 | 16.32 | 16.71 |
| | 50RB-Low (0) | 56640 | 16.76 | 17.00 | 16.74 | 17.08 |
| | | 55990 | 16.95 | 16.83 | 16.56 | 16.86 |
| | | 55340 | 16.58 | 16.63 | 16.36 | 16.70 |
| 100RB (0) | 56640 | 16.96 | 16.99 | 16.72 | 17.06 | |
| | 55990 | 16.83 | 16.86 | 16.60 | 16.97 | |
| | 55340 | 16.62 | 16.62 | 16.36 | 16.76 | |

| LTE B48 ANT4 DSI3 | | | | | | | |
|-------------------|-----------------|---------------|-------|-------|-------|--------|-------|
| BANDWIDTH | Number of RBs | Frequency | QPSK | 16QAM | 64QAM | 256QAM | |
| 5MHz | 1RB-High (24) | 56715 | 19.72 | 19.97 | 20.10 | 19.87 | |
| | | 55990 | 19.67 | 19.65 | 20.00 | 19.82 | |
| | | 55265 | 19.43 | 19.28 | 19.63 | 19.57 | |
| | 1RB-Middle (12) | 56715 | 19.75 | 20.00 | 20.00 | 19.89 | |
| | | 55990 | 19.53 | 19.62 | 19.97 | 19.66 | |
| | | 55265 | 19.40 | 19.25 | 19.60 | 19.50 | |
| | 1RB-Low (0) | 56715 | 19.79 | 20.10 | 20.10 | 19.94 | |
| | | 55990 | 19.61 | 19.96 | 20.02 | 19.71 | |
| | | 55265 | 19.47 | 19.59 | 19.64 | 19.60 | |
| | 12RB-High (13) | 56715 | 19.99 | 20.03 | 20.09 | 20.10 | |
| | | 55990 | 19.79 | 19.82 | 19.88 | 19.93 | |
| | | 55265 | 19.52 | 19.54 | 19.59 | 19.64 | |
| | 12RB-Middle (6) | 56715 | 19.98 | 20.01 | 20.37 | 20.11 | |
| | | 55990 | 19.76 | 19.80 | 20.16 | 19.90 | |
| | | 55265 | 19.56 | 19.55 | 19.90 | 19.66 | |
| | 12RB-Low (0) | 56715 | 19.92 | 20.00 | 20.10 | 20.05 | |
| | | 55990 | 19.74 | 19.76 | 20.12 | 19.89 | |
| | | 55265 | 19.48 | 19.53 | 19.88 | 19.61 | |
| | 25RB (0) | 56715 | 19.93 | 19.94 | 20.30 | 20.04 | |
| | | 55990 | 19.79 | 19.78 | 20.13 | 19.94 | |
| | | 55265 | 19.54 | 19.55 | 19.91 | 19.66 | |
| | 10MHz | 1RB-High (49) | 56690 | 19.80 | 20.05 | 20.10 | 19.90 |
| | | | 55990 | 19.75 | 19.73 | 20.08 | 19.89 |
| | | | 55290 | 19.51 | 19.36 | 19.71 | 19.62 |
| 1RB-Middle (24) | | 56690 | 19.83 | 20.08 | 20.44 | 19.94 | |
| | | 55990 | 19.61 | 19.70 | 20.05 | 19.72 | |
| | | 55290 | 19.48 | 19.33 | 19.68 | 19.59 | |
| 1RB-Low (0) | | 56690 | 19.87 | 20.34 | 20.41 | 20.02 | |
| | | 55990 | 19.69 | 20.04 | 20.10 | 19.79 | |
| | | 55290 | 19.55 | 19.67 | 19.72 | 19.70 | |
| 25RB-High (25) | | 56690 | 20.07 | 20.11 | 20.18 | 20.19 | |
| | | 55990 | 19.87 | 19.90 | 19.96 | 20.01 | |
| | | 55290 | 19.60 | 19.62 | 19.67 | 19.73 | |
| 25RB-Middle (12) | | 56690 | 20.06 | 20.09 | 20.45 | 20.20 | |
| | | 55990 | 19.84 | 19.88 | 20.24 | 19.94 | |
| | | 55290 | 19.64 | 19.63 | 19.98 | 19.78 | |
| 25RB-Low (0) | | 56690 | 20.00 | 20.08 | 20.44 | 20.11 | |
| | | 55990 | 19.82 | 19.84 | 20.20 | 19.95 | |
| | | 55290 | 19.56 | 19.61 | 19.96 | 19.67 | |
| 50RB (0) | | 56690 | 20.01 | 20.02 | 20.38 | 20.15 | |
| | | 55990 | 19.87 | 19.86 | 20.21 | 19.97 | |
| | | 55290 | 19.62 | 19.63 | 19.99 | 19.73 | |

| | | | | | | |
|-------|------------------|-------|-------|-------|-------|-------|
| 15MHz | 1RB-High (74) | 56665 | 19.79 | 20.06 | 20.32 | 19.91 |
| | | 55990 | 19.65 | 19.72 | 19.98 | 19.80 |
| | | 55315 | 19.31 | 19.38 | 19.64 | 19.45 |
| | 1RB-Middle (37) | 56665 | 19.83 | 19.99 | 20.26 | 19.93 |
| | | 55990 | 19.60 | 19.68 | 19.94 | 19.74 |
| | | 55315 | 19.27 | 19.38 | 19.64 | 19.40 |
| | 1RB-Low (0) | 56665 | 19.82 | 19.99 | 20.25 | 19.94 |
| | | 55990 | 19.60 | 19.71 | 19.97 | 19.71 |
| | | 55315 | 19.33 | 19.42 | 19.67 | 19.45 |
| | 36RB-High (38) | 56665 | 19.99 | 19.98 | 20.24 | 20.09 |
| | | 55990 | 19.77 | 19.85 | 20.11 | 19.88 |
| | | 55315 | 19.54 | 19.56 | 19.82 | 19.66 |
| | 36RB-Middle (19) | 56665 | 19.92 | 19.98 | 20.24 | 20.04 |
| | | 55990 | 19.76 | 19.81 | 20.07 | 19.91 |
| | | 55315 | 19.50 | 19.54 | 19.80 | 19.65 |
| | 36RB-Low (0) | 56665 | 19.92 | 19.95 | 20.21 | 20.04 |
| | | 55990 | 19.76 | 19.86 | 20.12 | 19.86 |
| | | 55315 | 19.53 | 19.55 | 19.81 | 19.63 |
| | 75RB (0) | 56665 | 19.94 | 19.99 | 20.26 | 20.04 |
| | | 55990 | 19.80 | 19.79 | 20.05 | 19.92 |
| | | 55315 | 19.51 | 19.56 | 19.82 | 19.61 |
| 20MHz | 1RB-High (99) | 56640 | 19.73 | 19.98 | 20.34 | 19.83 |
| | | 55990 | 19.68 | 19.66 | 20.01 | 19.83 |
| | | 55340 | 19.44 | 19.29 | 19.64 | 19.56 |
| | 1RB-Middle (50) | 56640 | 19.76 | 20.01 | 20.37 | 19.91 |
| | | 55990 | 19.54 | 19.63 | 19.98 | 19.67 |
| | | 55340 | 19.41 | 19.26 | 19.61 | 19.54 |
| | 1RB-Low (0) | 56640 | 19.80 | 20.27 | 20.34 | 19.92 |
| | | 55990 | 19.62 | 19.97 | 20.03 | 19.73 |
| | | 55340 | 19.48 | 19.60 | 19.65 | 19.60 |
| | 50RB-High (50) | 56640 | 20.00 | 20.04 | 20.10 | 20.12 |
| | | 55990 | 19.80 | 19.83 | 19.89 | 19.93 |
| | | 55340 | 19.53 | 19.55 | 19.60 | 19.66 |
| | 50RB-Middle (25) | 56640 | 19.99 | 20.02 | 20.38 | 20.10 |
| | | 55990 | 19.77 | 19.81 | 20.17 | 19.92 |
| | | 55340 | 19.57 | 19.56 | 19.91 | 19.67 |
| | 50RB-Low (0) | 56640 | 19.93 | 20.01 | 20.37 | 20.06 |
| | | 55990 | 19.75 | 19.77 | 20.13 | 19.89 |
| | | 55340 | 19.49 | 19.54 | 19.89 | 19.61 |
| | 100RB (0) | 56640 | 19.94 | 19.95 | 20.31 | 20.04 |
| | | 55990 | 19.80 | 19.79 | 20.14 | 19.92 |
| | | 55340 | 19.55 | 19.56 | 19.92 | 19.70 |

| LTE B66 ANT1 DSI2/4/8 | | | | | | | |
|-----------------------|-----------------|-----------------|-----------------|-------|-------|--------|-------|
| BANDWIDTH | Number of RBs | Frequency | QPSK | 16QAM | 64QAM | 256QAM | |
| 1.4MHz | 1RB-High (5) | 1779.3 (132665) | 24.09 | 23.45 | 22.39 | 19.09 | |
| | | 1745 (132322) | 23.95 | 23.39 | 22.24 | 19.75 | |
| | | 1710.7 (131979) | 23.99 | 23.52 | 22.44 | 19.49 | |
| | 1RB-Middle (3) | 1779.3 (132665) | 24.12 | 23.28 | 22.25 | 19.52 | |
| | | 1745 (132322) | 24.20 | 23.42 | 22.36 | 19.50 | |
| | | 1710.7 (131979) | 24.15 | 23.38 | 22.40 | 20.15 | |
| | 1RB-Low (0) | 1779.3 (132665) | 23.95 | 23.15 | 22.19 | 19.65 | |
| | | 1745 (132322) | 23.97 | 23.33 | 22.27 | 19.97 | |
| | | 1710.7 (131979) | 23.97 | 23.34 | 22.22 | 19.07 | |
| | 3RB-High (3) | 1779.3 (132665) | 24.01 | 23.15 | 22.15 | 19.21 | |
| | | 1745 (132322) | 24.07 | 23.13 | 22.24 | 19.77 | |
| | | 1710.7 (131979) | 24.22 | 23.05 | 22.24 | 19.32 | |
| | 3RB-Middle (1) | 1779.3 (132665) | 24.00 | 23.00 | 22.35 | 19.20 | |
| | | 1745 (132322) | 24.13 | 23.24 | 22.24 | 19.73 | |
| | | 1710.7 (131979) | 24.06 | 23.15 | 22.28 | 19.76 | |
| | 3RB-Low (0) | 1779.3 (132665) | 24.14 | 23.17 | 21.96 | 19.74 | |
| | | 1745 (132322) | 24.09 | 23.16 | 21.97 | 19.89 | |
| | | 1710.7 (131979) | 24.11 | 23.20 | 22.11 | 20.01 | |
| | 6RB (0) | 1779.3 (132665) | 23.08 | 22.17 | 20.99 | 18.48 | |
| | | 1745 (132322) | 23.15 | 22.09 | 21.12 | 18.35 | |
| | | 1710.7 (131979) | 23.05 | 22.19 | 21.10 | 18.75 | |
| | 3MHz | 1RB-High (14) | 1778.5 (132657) | 24.02 | 23.33 | 22.42 | 19.62 |
| | | | 1745 (132322) | 24.05 | 23.48 | 22.44 | 19.45 |
| | | | 1711.5 (131987) | 24.07 | 23.17 | 22.06 | 19.17 |
| | | 1RB-Middle (7) | 1778.5 (132657) | 24.10 | 23.69 | 22.22 | 19.60 |
| | | | 1745 (132322) | 24.04 | 23.41 | 22.29 | 19.84 |
| | | | 1711.5 (131987) | 24.05 | 23.71 | 22.29 | 19.45 |
| 1RB-Low (0) | | 1778.5 (132657) | 24.03 | 23.37 | 22.21 | 19.43 | |
| | | 1745 (132322) | 24.08 | 23.35 | 22.26 | 19.28 | |
| | | 1711.5 (131987) | 24.11 | 23.45 | 22.29 | 19.91 | |
| 8RB-High (7) | | 1778.5 (132657) | 23.18 | 22.22 | 21.21 | 18.28 | |
| | | 1745 (132322) | 23.14 | 22.17 | 21.26 | 18.24 | |
| | | 1711.5 (131987) | 23.22 | 22.19 | 21.22 | 18.42 | |
| 8RB-Middle (4) | | 1778.5 (132657) | 23.15 | 22.22 | 21.15 | 18.65 | |
| | | 1745 (132322) | 23.26 | 22.30 | 21.27 | 18.86 | |
| | | 1711.5 (131987) | 23.27 | 22.31 | 21.24 | 19.07 | |
| 8RB-Low (0) | | 1778.5 (132657) | 23.17 | 22.22 | 21.26 | 18.27 | |
| | | 1745 (132322) | 23.18 | 22.11 | 21.20 | 18.78 | |
| | | 1711.5 (131987) | 23.21 | 22.30 | 21.12 | 18.81 | |
| 15RB (0) | | 1778.5 (132657) | 23.12 | 22.20 | 21.20 | 18.72 | |
| | | 1745 (132322) | 23.27 | 22.27 | 21.26 | 18.97 | |
| | | 1711.5 (131987) | 23.22 | 22.26 | 21.22 | 18.72 | |
| 5MHz | | 1RB-High (24) | 1777.5 (132647) | 24.00 | 23.29 | 22.42 | 19.70 |
| | | | 1745 (132322) | 24.03 | 23.51 | 22.10 | 19.73 |
| | | | 1712.5 (131997) | 24.12 | 23.64 | 22.33 | 19.22 |
| | | 1RB-Middle (12) | 1777.5 (132647) | 24.22 | 23.25 | 22.12 | 19.42 |
| | | | 1745 (132322) | 24.08 | 23.69 | 22.24 | 19.18 |
| | | | 1712.5 (131997) | 24.14 | 23.42 | 22.26 | 19.34 |
| | 1RB-Low (0) | 1777.5 (132647) | 24.15 | 23.71 | 22.36 | 19.35 | |
| | | 1745 (132322) | 24.22 | 23.47 | 22.39 | 19.62 | |
| | | 1712.5 (131997) | 24.21 | 23.53 | 22.42 | 20.01 | |
| | 12RB-High (13) | 1777.5 (132647) | 23.22 | 22.11 | 21.24 | 18.72 | |
| | | 1745 (132322) | 23.07 | 22.21 | 21.26 | 19.07 | |
| | | 1712.5 (131997) | 23.28 | 22.20 | 21.15 | 18.48 | |
| | 12RB-Middle (6) | 1777.5 (132647) | 23.18 | 22.28 | 21.33 | 19.18 | |
| | | 1745 (132322) | 23.28 | 22.23 | 21.25 | 18.98 | |
| | | 1712.5 (131997) | 23.20 | 22.31 | 21.24 | 18.30 | |
| | 12RB-Low (0) | 1777.5 (132647) | 23.18 | 22.10 | 21.23 | 18.78 | |
| | | 1745 (132322) | 23.26 | 22.22 | 21.25 | 18.66 | |
| | | 1712.5 (131997) | 23.21 | 22.23 | 21.20 | 18.51 | |
| | 25RB (0) | 1777.5 (132647) | 23.20 | 22.22 | 21.26 | 18.50 | |
| | | 1745 (132322) | 23.20 | 22.16 | 21.15 | 18.50 | |
| | | 1712.5 (131997) | 23.19 | 22.15 | 21.25 | 18.29 | |

| | | | | | | |
|-------|------------------|-----------------|-------|-------|-------|-------|
| 10MHz | 1RB-High (49) | 1775 (132622) | 24.06 | 23.63 | 22.21 | 19.36 |
| | | 1745 (132322) | 24.01 | 23.33 | 22.33 | 19.01 |
| | | 1715 (132022) | 24.11 | 23.41 | 22.34 | 19.51 |
| | 1RB-Middle (24) | 1775 (132622) | 24.05 | 23.48 | 22.44 | 19.85 |
| | | 1745 (132322) | 24.14 | 23.37 | 22.37 | 19.74 |
| | | 1715 (132022) | 24.07 | 23.38 | 22.37 | 20.07 |
| | 1RB-Low (0) | 1775 (132622) | 24.16 | 23.63 | 22.32 | 19.96 |
| | | 1745 (132322) | 24.13 | 23.57 | 22.17 | 19.43 |
| | | 1715 (132022) | 24.09 | 23.57 | 22.48 | 19.59 |
| | 25RB-High (25) | 1775 (132622) | 23.24 | 22.26 | 21.32 | 19.14 |
| | | 1745 (132322) | 23.23 | 22.21 | 21.23 | 18.23 |
| | | 1715 (132022) | 23.24 | 22.29 | 21.26 | 18.44 |
| | 25RB-Middle (12) | 1775 (132622) | 23.24 | 22.34 | 21.38 | 18.64 |
| | | 1745 (132322) | 23.25 | 22.28 | 21.31 | 18.75 |
| | | 1715 (132022) | 23.26 | 22.24 | 21.21 | 19.06 |
| | 25RB-Low (0) | 1775 (132622) | 23.26 | 22.27 | 21.32 | 18.56 |
| | | 1745 (132322) | 23.23 | 22.22 | 21.30 | 18.93 |
| | | 1715 (132022) | 23.20 | 22.27 | 21.26 | 18.70 |
| | 50RB (0) | 1775 (132622) | 23.30 | 22.26 | 21.34 | 19.00 |
| | | 1745 (132322) | 23.09 | 22.15 | 21.25 | 19.09 |
| | | 1715 (132022) | 23.24 | 22.31 | 21.25 | 18.54 |
| 15MHz | 1RB-High (74) | 1772.5 (132597) | 24.01 | 23.41 | 22.19 | 19.51 |
| | | 1745 (132322) | 24.01 | 23.41 | 22.19 | 19.01 |
| | | 1717.5 (132047) | 23.96 | 23.41 | 22.29 | 19.56 |
| | 1RB-Middle (37) | 1772.5 (132597) | 24.01 | 23.45 | 22.31 | 19.61 |
| | | 1745 (132322) | 24.05 | 23.34 | 22.29 | 19.55 |
| | | 1717.5 (132047) | 24.10 | 23.41 | 22.25 | 19.10 |
| | 1RB-Low (0) | 1772.5 (132597) | 24.07 | 23.53 | 22.28 | 19.87 |
| | | 1745 (132322) | 23.99 | 23.32 | 22.27 | 18.99 |
| | | 1717.5 (132047) | 24.00 | 23.44 | 22.31 | 19.80 |
| | 36RB-High (38) | 1772.5 (132597) | 23.09 | 22.13 | 21.14 | 18.79 |
| | | 1745 (132322) | 23.09 | 22.01 | 21.19 | 19.09 |
| | | 1717.5 (132047) | 23.19 | 22.15 | 21.17 | 19.19 |
| | 36RB-Middle (19) | 1772.5 (132597) | 23.23 | 22.17 | 21.26 | 18.93 |
| | | 1745 (132322) | 23.12 | 22.07 | 21.20 | 18.22 |
| | | 1717.5 (132047) | 23.16 | 22.14 | 21.27 | 18.16 |
| | 36RB-Low (0) | 1772.5 (132597) | 23.27 | 22.24 | 21.20 | 18.97 |
| | | 1745 (132322) | 23.04 | 22.08 | 21.09 | 18.34 |
| | | 1717.5 (132047) | 23.24 | 22.08 | 21.24 | 18.54 |
| | 75RB (0) | 1772.5 (132597) | 23.15 | 22.21 | 21.17 | 18.65 |
| | | 1745 (132322) | 23.13 | 22.14 | 21.00 | 19.03 |
| | | 1717.5 (132047) | 23.15 | 22.20 | 21.11 | 18.85 |
| 20MHz | 1RB-High (99) | 1770 (132572) | 23.95 | 23.60 | 22.43 | 19.65 |
| | | 1745 (132322) | 24.08 | 23.39 | 22.27 | 19.60 |
| | | 1720 (132072) | 24.07 | 23.28 | 22.36 | 19.27 |
| | 1RB-Middle (50) | 1770 (132572) | 24.06 | 23.42 | 22.41 | 19.86 |
| | | 1745 (132322) | 23.94 | 23.53 | 22.29 | 20.08 |
| | | 1720 (132072) | 24.10 | 23.32 | 22.19 | 19.54 |
| | 1RB-Low (0) | 1770 (132572) | 23.99 | 23.63 | 22.39 | 19.89 |
| | | 1745 (132322) | 24.09 | 23.40 | 22.31 | 19.19 |
| | | 1720 (132072) | 24.04 | 23.40 | 22.40 | 19.94 |
| | 50RB-High (50) | 1770 (132572) | 23.29 | 22.23 | 21.26 | 18.29 |
| | | 1745 (132322) | 23.15 | 22.08 | 21.19 | 18.85 |
| | | 1720 (132072) | 23.19 | 22.19 | 21.15 | 19.09 |
| | 50RB-Middle (25) | 1770 (132572) | 23.24 | 22.28 | 21.39 | 19.21 |
| | | 1745 (132322) | 23.31 | 22.21 | 21.18 | 18.64 |
| | | 1720 (132072) | 23.14 | 22.19 | 21.26 | 19.24 |
| | 50RB-Low (0) | 1770 (132572) | 23.29 | 22.27 | 21.27 | 18.29 |
| | | 1745 (132322) | 23.08 | 22.13 | 21.17 | 18.18 |
| | | 1720 (132072) | 23.27 | 22.22 | 21.29 | 18.47 |
| | 100RB (0) | 1770 (132572) | 23.27 | 22.33 | 21.34 | 18.97 |
| | | 1745 (132322) | 23.12 | 22.14 | 21.09 | 18.42 |
| | | 1720 (132072) | 23.18 | 22.19 | 21.17 | 18.78 |

| LTE B66 ANT1 DSI3 | | | | | | |
|-------------------|-----------------|-----------------|-------|-------|-------|--------|
| BANDWIDTH | Number of RBs | Frequency | QPSK | 16QAM | 64QAM | 256QAM |
| 1.4MHz | 1RB-High (5) | 1779.3 (132665) | 21.84 | 22.01 | 22.05 | 21.95 |
| | | 1745 (132322) | 21.85 | 21.92 | 21.96 | 21.96 |
| | | 1710.7 (131979) | 21.83 | 22.04 | 22.08 | 21.96 |
| | 1RB-Middle (3) | 1779.3 (132665) | 21.78 | 21.91 | 21.95 | 21.89 |
| | | 1745 (132322) | 21.74 | 21.80 | 21.84 | 21.88 |
| | | 1710.7 (131979) | 21.72 | 21.98 | 22.02 | 21.87 |
| | 1RB-Low (0) | 1779.3 (132665) | 21.77 | 21.90 | 21.94 | 21.91 |
| | | 1745 (132322) | 21.77 | 21.79 | 21.83 | 21.92 |
| | | 1710.7 (131979) | 21.80 | 21.92 | 21.96 | 21.92 |
| | 3RB-High (3) | 1779.3 (132665) | 21.89 | 21.96 | 22.00 | 22.00 |
| | | 1745 (132322) | 21.92 | 21.90 | 21.94 | 22.05 |
| | | 1710.7 (131979) | 21.89 | 21.94 | 21.98 | 22.03 |
| | 3RB-Middle (1) | 1779.3 (132665) | 21.91 | 21.95 | 21.99 | 22.03 |
| | | 1745 (132322) | 21.81 | 21.84 | 21.88 | 21.93 |
| | | 1710.7 (131979) | 21.89 | 21.95 | 21.99 | 22.00 |
| | 3RB-Low (0) | 1779.3 (132665) | 21.89 | 21.92 | 21.96 | 22.00 |
| | | 1745 (132322) | 21.78 | 21.80 | 21.84 | 21.89 |
| | | 1710.7 (131979) | 21.80 | 21.86 | 21.89 | 21.94 |
| 6RB (0) | 1779.3 (132665) | 21.91 | 21.95 | 21.99 | 22.02 | |
| | 1745 (132322) | 21.81 | 21.85 | 21.89 | 21.94 | |
| | 1710.7 (131979) | 21.88 | 21.98 | 22.01 | 21.98 | |
| 3MHz | 1RB-High (14) | 1778.5 (132657) | 21.97 | 22.14 | 22.18 | 22.08 |
| | | 1745 (132322) | 21.98 | 22.05 | 22.09 | 22.13 |
| | | 1711.5 (131987) | 21.96 | 22.18 | 22.22 | 22.07 |
| | 1RB-Middle (7) | 1778.5 (132657) | 21.91 | 22.04 | 22.08 | 22.02 |
| | | 1745 (132322) | 21.87 | 21.93 | 21.97 | 21.99 |
| | | 1711.5 (131987) | 21.85 | 22.11 | 22.15 | 22.00 |
| | 1RB-Low (0) | 1778.5 (132657) | 21.90 | 22.03 | 22.07 | 22.01 |
| | | 1745 (132322) | 21.90 | 21.92 | 21.96 | 22.01 |
| | | 1711.5 (131987) | 21.93 | 22.05 | 22.09 | 22.03 |
| | 8RB-High (7) | 1778.5 (132657) | 22.02 | 22.09 | 22.13 | 22.15 |
| | | 1745 (132322) | 22.05 | 22.03 | 22.07 | 22.18 |
| | | 1711.5 (131987) | 22.02 | 22.07 | 22.11 | 22.14 |
| | 8RB-Middle (4) | 1778.5 (132657) | 22.04 | 22.08 | 22.12 | 22.15 |
| | | 1745 (132322) | 21.94 | 21.97 | 22.01 | 22.07 |
| | | 1711.5 (131987) | 22.02 | 22.08 | 22.12 | 22.17 |
| | 8RB-Low (0) | 1778.5 (132657) | 22.02 | 22.05 | 22.09 | 22.13 |
| | | 1745 (132322) | 21.91 | 21.93 | 21.97 | 22.05 |
| | | 1711.5 (131987) | 21.93 | 21.99 | 22.03 | 22.03 |
| 15RB (0) | 1778.5 (132657) | 22.04 | 22.08 | 22.12 | 22.19 | |
| | 1745 (132322) | 21.94 | 21.98 | 22.02 | 22.06 | |
| | 1711.5 (131987) | 22.01 | 22.11 | 22.15 | 22.12 | |
| 5MHz | 1RB-High (24) | 1777.5 (132647) | 21.99 | 22.16 | 22.20 | 22.12 |
| | | 1745 (132322) | 22.00 | 22.07 | 22.11 | 22.12 |
| | | 1712.5 (131997) | 21.98 | 22.20 | 22.24 | 22.13 |
| | 1RB-Middle (12) | 1777.5 (132647) | 21.93 | 22.06 | 22.10 | 22.04 |
| | | 1745 (132322) | 21.89 | 21.95 | 21.99 | 22.00 |
| | | 1712.5 (131997) | 21.87 | 22.13 | 22.17 | 22.01 |
| | 1RB-Low (0) | 1777.5 (132647) | 21.92 | 22.05 | 22.09 | 22.05 |
| | | 1745 (132322) | 21.92 | 21.94 | 21.98 | 22.04 |
| | | 1712.5 (131997) | 21.95 | 22.07 | 22.11 | 22.06 |
| | 12RB-High (13) | 1777.5 (132647) | 22.04 | 22.11 | 22.15 | 22.17 |
| | | 1745 (132322) | 22.07 | 22.05 | 22.09 | 22.18 |
| | | 1712.5 (131997) | 22.04 | 22.09 | 22.13 | 22.18 |
| | 12RB-Middle (6) | 1777.5 (132647) | 22.06 | 22.10 | 22.14 | 22.17 |
| | | 1745 (132322) | 21.96 | 21.99 | 22.03 | 22.10 |
| | | 1712.5 (131997) | 22.04 | 22.10 | 22.14 | 22.17 |
| | 12RB-Low (0) | 1777.5 (132647) | 22.04 | 22.07 | 22.11 | 22.17 |
| | | 1745 (132322) | 21.93 | 21.95 | 21.99 | 22.04 |
| | | 1712.5 (131997) | 21.95 | 22.01 | 22.05 | 22.05 |
| 25RB (0) | 1777.5 (132647) | 22.06 | 22.10 | 22.14 | 22.18 | |
| | 1745 (132322) | 21.96 | 22.00 | 22.04 | 22.07 | |
| | 1712.5 (131997) | 22.03 | 22.13 | 22.17 | 22.13 | |

| | | | | | | |
|-------|------------------|-----------------|-------|-------|-------|-------|
| 10MHz | 1RB-High (49) | 1775 (132622) | 21.96 | 22.13 | 22.17 | 22.11 |
| | | 1745 (132322) | 21.97 | 22.04 | 22.08 | 22.09 |
| | | 1715 (132022) | 21.95 | 22.17 | 22.21 | 22.08 |
| | 1RB-Middle (24) | 1775 (132622) | 21.90 | 22.03 | 22.07 | 22.05 |
| | | 1745 (132322) | 21.86 | 21.92 | 21.96 | 21.98 |
| | | 1715 (132022) | 21.84 | 22.10 | 22.14 | 21.98 |
| | 1RB-Low (0) | 1775 (132622) | 21.89 | 22.02 | 22.06 | 22.04 |
| | | 1745 (132322) | 21.89 | 21.91 | 21.95 | 22.04 |
| | | 1715 (132022) | 21.92 | 22.04 | 22.08 | 22.07 |
| | 25RB-High (25) | 1775 (132622) | 22.01 | 22.08 | 22.12 | 22.11 |
| | | 1745 (132322) | 22.04 | 22.02 | 22.06 | 22.18 |
| | | 1715 (132022) | 22.01 | 22.06 | 22.10 | 22.16 |
| | 25RB-Middle (12) | 1775 (132622) | 22.03 | 22.07 | 22.11 | 22.16 |
| | | 1745 (132322) | 21.93 | 21.96 | 22.00 | 22.05 |
| | | 1715 (132022) | 22.01 | 22.07 | 22.11 | 22.12 |
| | 25RB-Low (0) | 1775 (132622) | 22.01 | 22.04 | 22.08 | 22.16 |
| | | 1745 (132322) | 21.90 | 21.92 | 21.96 | 22.04 |
| | | 1715 (132022) | 21.92 | 21.98 | 22.02 | 22.04 |
| | 50RB (0) | 1775 (132622) | 22.03 | 22.07 | 22.11 | 22.13 |
| | | 1745 (132322) | 21.93 | 21.97 | 22.01 | 22.08 |
| | | 1715 (132022) | 22.00 | 22.10 | 22.14 | 22.13 |
| 15MHz | 1RB-High (74) | 1772.5 (132597) | 21.89 | 21.97 | 22.01 | 22.04 |
| | | 1745 (132322) | 21.85 | 21.88 | 21.92 | 21.96 |
| | | 1717.5 (132047) | 21.88 | 22.00 | 22.04 | 22.02 |
| | 1RB-Middle (37) | 1772.5 (132597) | 21.91 | 21.87 | 21.91 | 22.04 |
| | | 1745 (132322) | 21.81 | 21.76 | 21.80 | 21.96 |
| | | 1717.5 (132047) | 21.89 | 21.94 | 21.98 | 22.04 |
| | 1RB-Low (0) | 1772.5 (132597) | 21.89 | 21.86 | 21.90 | 22.00 |
| | | 1745 (132322) | 21.79 | 21.75 | 21.79 | 21.92 |
| | | 1717.5 (132047) | 21.89 | 21.88 | 21.92 | 22.04 |
| | 36RB-High (38) | 1772.5 (132597) | 21.99 | 21.92 | 21.96 | 22.14 |
| | | 1745 (132322) | 21.98 | 21.86 | 21.90 | 22.09 |
| | | 1717.5 (132047) | 21.96 | 21.90 | 21.94 | 22.09 |
| | 36RB-Middle (19) | 1772.5 (132597) | 21.96 | 21.91 | 21.95 | 22.08 |
| | | 1745 (132322) | 21.89 | 21.80 | 21.84 | 22.04 |
| | | 1717.5 (132047) | 21.92 | 21.91 | 21.95 | 22.07 |
| | 36RB-Low (0) | 1772.5 (132597) | 21.87 | 21.88 | 21.92 | 22.02 |
| | | 1745 (132322) | 21.83 | 21.76 | 21.80 | 21.96 |
| | | 1717.5 (132047) | 21.91 | 21.82 | 21.86 | 22.04 |
| | 75RB (0) | 1772.5 (132597) | 21.92 | 21.91 | 21.95 | 22.06 |
| | | 1745 (132322) | 21.84 | 21.81 | 21.85 | 21.97 |
| | | 1717.5 (132047) | 21.91 | 21.94 | 21.97 | 22.03 |
| 20MHz | 1RB-High (99) | 1770 (132572) | 21.87 | 22.04 | 22.08 | 21.99 |
| | | 1745 (132322) | 21.83 | 21.95 | 21.99 | 21.98 |
| | | 1720 (132072) | 21.86 | 22.07 | 22.11 | 22.01 |
| | 1RB-Middle (50) | 1770 (132572) | 21.81 | 21.94 | 21.98 | 21.91 |
| | | 1745 (132322) | 21.77 | 21.83 | 21.87 | 21.92 |
| | | 1720 (132072) | 21.75 | 22.01 | 22.05 | 21.90 |
| | 1RB-Low (0) | 1770 (132572) | 21.80 | 21.93 | 21.97 | 21.91 |
| | | 1745 (132322) | 21.80 | 21.82 | 21.86 | 21.95 |
| | | 1720 (132072) | 21.88 | 21.95 | 21.99 | 21.95 |
| | 50RB-High (50) | 1770 (132572) | 21.92 | 21.99 | 22.03 | 22.07 |
| | | 1745 (132322) | 21.84 | 21.93 | 21.97 | 22.09 |
| | | 1720 (132072) | 21.92 | 21.97 | 22.01 | 22.04 |
| | 50RB-Middle (25) | 1770 (132572) | 21.92 | 21.98 | 22.02 | 22.06 |
| | | 1745 (132322) | 21.95 | 21.87 | 21.91 | 21.94 |
| | | 1720 (132072) | 21.94 | 21.98 | 22.02 | 22.04 |
| | 50RB-Low (0) | 1770 (132572) | 21.92 | 21.95 | 21.99 | 22.06 |
| | | 1745 (132322) | 21.81 | 21.83 | 21.87 | 21.95 |
| | | 1720 (132072) | 21.83 | 21.89 | 21.92 | 21.98 |
| | 100RB (0) | 1770 (132572) | 21.94 | 21.98 | 22.02 | 22.06 |
| | | 1745 (132322) | 21.84 | 21.88 | 21.92 | 21.97 |
| | | 1720 (132072) | 21.91 | 22.01 | 22.05 | 22.06 |

| LTE B66 ANT3 DSI8 | | | | | | | |
|-------------------|-----------------|-----------------|-----------------|-------|-------|--------|-------|
| BANDWIDTH | Number of RBs | Frequency | QPSK | 16QAM | 64QAM | 256QAM | |
| 1.4MHz | 1RB-High (5) | 1779.3 (132665) | 22.98 | 22.91 | 23.07 | 18.58 | |
| | | 1745 (132322) | 23.06 | 22.85 | 23.01 | 18.66 | |
| | | 1710.7 (131979) | 23.33 | 23.27 | 23.43 | 19.23 | |
| | 1RB-Middle (3) | 1779.3 (132665) | 22.94 | 22.87 | 23.03 | 18.44 | |
| | | 1745 (132322) | 23.11 | 22.88 | 23.04 | 18.21 | |
| | | 1710.7 (131979) | 23.37 | 23.32 | 23.48 | 19.07 | |
| | 1RB-Low (0) | 1779.3 (132665) | 22.99 | 22.90 | 23.06 | 18.39 | |
| | | 1745 (132322) | 23.20 | 22.95 | 23.11 | 19.20 | |
| | | 1710.7 (131979) | 23.46 | 23.38 | 23.54 | 19.06 | |
| | 3RB-High (3) | 1779.3 (132665) | 22.35 | 21.40 | 21.55 | 18.35 | |
| | | 1745 (132322) | 22.46 | 21.45 | 21.60 | 17.46 | |
| | | 1710.7 (131979) | 22.77 | 21.79 | 21.94 | 18.77 | |
| | 3RB-Middle (1) | 1779.3 (132665) | 22.47 | 21.49 | 21.63 | 18.27 | |
| | | 1745 (132322) | 22.52 | 21.48 | 21.63 | 17.62 | |
| | | 1710.7 (131979) | 22.81 | 21.85 | 22.00 | 18.01 | |
| | 3RB-Low (0) | 1779.3 (132665) | 22.46 | 21.46 | 21.61 | 18.16 | |
| | | 1745 (132322) | 22.55 | 21.50 | 21.65 | 17.55 | |
| | | 1710.7 (131979) | 22.89 | 21.88 | 22.03 | 18.29 | |
| | 6RB (0) | 1779.3 (132665) | 22.42 | 21.47 | 21.61 | 18.12 | |
| | | 1745 (132322) | 22.52 | 21.48 | 21.62 | 18.02 | |
| | | 1710.7 (131979) | 22.84 | 21.84 | 21.99 | 17.94 | |
| | 3MHz | 1RB-High (14) | 1778.5 (132657) | 23.08 | 23.01 | 23.17 | 18.58 |
| | | | 1745 (132322) | 23.16 | 22.95 | 23.11 | 18.46 |
| | | | 1711.5 (131987) | 23.43 | 23.37 | 23.53 | 19.33 |
| 1RB-Middle (7) | | 1778.5 (132657) | 23.04 | 22.97 | 23.13 | 18.54 | |
| | | 1745 (132322) | 23.21 | 22.98 | 23.14 | 18.91 | |
| | | 1711.5 (131987) | 23.47 | 23.42 | 23.59 | 18.47 | |
| 1RB-Low (0) | | 1778.5 (132657) | 23.09 | 23.00 | 23.16 | 18.69 | |
| | | 1745 (132322) | 23.30 | 23.05 | 23.21 | 18.60 | |
| | | 1711.5 (131987) | 23.57 | 23.48 | 23.64 | 18.77 | |
| 8RB-High (7) | | 1778.5 (132657) | 22.45 | 21.49 | 21.64 | 18.45 | |
| | | 1745 (132322) | 22.56 | 21.54 | 21.69 | 18.36 | |
| | | 1711.5 (131987) | 22.87 | 21.88 | 22.03 | 17.97 | |
| 8RB-Middle (4) | | 1778.5 (132657) | 22.57 | 21.58 | 21.73 | 17.67 | |
| | | 1745 (132322) | 22.62 | 21.58 | 21.73 | 17.72 | |
| | | 1711.5 (131987) | 22.91 | 21.94 | 22.09 | 18.41 | |
| 8RB-Low (0) | | 1778.5 (132657) | 22.56 | 21.55 | 21.70 | 18.26 | |
| | | 1745 (132322) | 22.64 | 21.59 | 21.74 | 18.54 | |
| | | 1711.5 (131987) | 22.99 | 21.97 | 22.13 | 18.79 | |
| 15RB (0) | | 1778.5 (132657) | 22.52 | 21.56 | 21.71 | 17.92 | |
| | | 1745 (132322) | 22.62 | 21.57 | 21.72 | 18.42 | |
| | | 1711.5 (131987) | 22.94 | 21.93 | 22.09 | 18.74 | |
| 5MHz | | 1RB-High (24) | 1777.5 (132647) | 23.08 | 23.01 | 23.17 | 18.48 |
| | | | 1745 (132322) | 23.16 | 22.95 | 23.11 | 18.46 |
| | | | 1712.5 (131997) | 23.43 | 23.37 | 23.53 | 18.53 |
| | 1RB-Middle (12) | 1777.5 (132647) | 23.04 | 22.97 | 23.13 | 18.34 | |
| | | 1745 (132322) | 23.21 | 22.98 | 23.14 | 18.31 | |
| | | 1712.5 (131997) | 23.47 | 23.42 | 23.59 | 18.77 | |
| | 1RB-Low (0) | 1777.5 (132647) | 23.09 | 23.00 | 23.16 | 18.29 | |
| | | 1745 (132322) | 23.30 | 23.05 | 23.21 | 18.80 | |
| | | 1712.5 (131997) | 23.57 | 23.48 | 23.64 | 19.17 | |
| | 12RB-High (13) | 1777.5 (132647) | 22.45 | 21.49 | 21.64 | 18.45 | |
| | | 1745 (132322) | 22.56 | 21.54 | 21.69 | 18.26 | |
| | | 1712.5 (131997) | 22.87 | 21.88 | 22.03 | 18.47 | |
| | 12RB-Middle (6) | 1777.5 (132647) | 22.57 | 21.58 | 21.73 | 17.57 | |
| | | 1745 (132322) | 22.62 | 21.58 | 21.73 | 18.12 | |
| | | 1712.5 (131997) | 22.91 | 21.94 | 22.09 | 18.31 | |
| | 12RB-Low (0) | 1777.5 (132647) | 22.56 | 21.55 | 21.70 | 18.26 | |
| | | 1745 (132322) | 22.64 | 21.59 | 21.74 | 18.24 | |
| | | 1712.5 (131997) | 22.99 | 21.97 | 22.13 | 18.59 | |
| | 25RB (0) | 1777.5 (132647) | 22.52 | 21.56 | 21.71 | 17.82 | |
| | | 1745 (132322) | 22.62 | 21.57 | 21.72 | 18.42 | |
| | | 1712.5 (131997) | 22.94 | 21.93 | 22.09 | 18.94 | |

| | | | | | | |
|-----------|------------------|-----------------|-------|-------|-------|-------|
| 10MHz | 1RB-High (49) | 1775 (132622) | 23.00 | 22.93 | 23.09 | 18.80 |
| | | 1745 (132322) | 23.08 | 22.87 | 23.03 | 18.38 |
| | | 1715 (132022) | 23.35 | 23.29 | 23.45 | 18.45 |
| | 1RB-Middle (24) | 1775 (132622) | 22.96 | 22.89 | 23.05 | 18.76 |
| | | 1745 (132322) | 23.13 | 22.90 | 23.06 | 18.63 |
| | | 1715 (132022) | 23.39 | 23.34 | 23.50 | 19.09 |
| | 1RB-Low (0) | 1775 (132622) | 23.01 | 22.92 | 23.08 | 18.31 |
| | | 1745 (132322) | 23.22 | 22.97 | 23.13 | 18.32 |
| | | 1715 (132022) | 23.48 | 23.40 | 23.56 | 18.58 |
| | 25RB-High (25) | 1775 (132622) | 22.37 | 21.42 | 21.57 | 18.27 |
| | | 1745 (132322) | 22.48 | 21.47 | 21.62 | 18.48 |
| | | 1715 (132022) | 22.79 | 21.81 | 21.96 | 17.99 |
| | 25RB-Middle (12) | 1775 (132622) | 22.49 | 21.50 | 21.65 | 18.19 |
| | | 1745 (132322) | 22.54 | 21.50 | 21.65 | 18.44 |
| | | 1715 (132022) | 22.83 | 21.87 | 22.02 | 18.53 |
| | 25RB-Low (0) | 1775 (132622) | 22.48 | 21.48 | 21.63 | 17.88 |
| | | 1745 (132322) | 22.57 | 21.52 | 21.67 | 18.07 |
| | | 1715 (132022) | 22.91 | 21.90 | 22.05 | 18.71 |
| 50RB (0) | 1775 (132622) | 22.44 | 21.48 | 21.63 | 18.04 | |
| | 1745 (132322) | 22.54 | 21.49 | 21.64 | 17.64 | |
| | 1715 (132022) | 22.86 | 21.86 | 22.01 | 18.06 | |
| 15MHz | 1RB-High (74) | 1772.5 (132597) | 22.93 | 22.55 | 21.25 | 17.93 |
| | | 1745 (132322) | 22.86 | 22.64 | 21.33 | 17.96 |
| | | 1717.5 (132047) | 23.09 | 22.41 | 21.11 | 18.39 |
| | 1RB-Middle (37) | 1772.5 (132597) | 22.92 | 22.57 | 21.26 | 18.42 |
| | | 1745 (132322) | 22.92 | 22.74 | 21.42 | 18.82 |
| | | 1717.5 (132047) | 23.14 | 22.50 | 21.19 | 18.14 |
| | 1RB-Low (0) | 1772.5 (132597) | 22.95 | 22.57 | 21.26 | 18.45 |
| | | 1745 (132322) | 22.99 | 22.69 | 21.38 | 18.29 |
| | | 1717.5 (132047) | 23.19 | 22.49 | 21.19 | 18.59 |
| | 36RB-High (38) | 1772.5 (132597) | 22.25 | 21.32 | 20.09 | 17.85 |
| | | 1745 (132322) | 22.26 | 21.27 | 20.03 | 17.56 |
| | | 1717.5 (132047) | 22.53 | 21.56 | 20.30 | 18.23 |
| | 36RB-Middle (19) | 1772.5 (132597) | 22.27 | 21.30 | 20.07 | 18.07 |
| | | 1745 (132322) | 22.30 | 21.26 | 20.03 | 17.70 |
| | | 1717.5 (132047) | 22.59 | 21.57 | 20.32 | 18.39 |
| | 36RB-Low (0) | 1772.5 (132597) | 22.23 | 21.28 | 20.04 | 18.23 |
| | | 1745 (132322) | 22.25 | 21.29 | 20.05 | 17.65 |
| | | 1717.5 (132047) | 22.58 | 21.61 | 20.36 | 18.38 |
| 75RB (0) | 1772.5 (132597) | 22.23 | 21.25 | 20.01 | 17.63 | |
| | 1745 (132322) | 22.26 | 21.28 | 20.05 | 17.76 | |
| | 1717.5 (132047) | 22.55 | 21.56 | 20.31 | 17.65 | |
| 20MHz | 1RB-High (99) | 1770 (132572) | 22.73 | 22.66 | 22.82 | 17.83 |
| | | 1745 (132322) | 22.81 | 22.60 | 22.76 | 18.41 |
| | | 1720 (132072) | 23.08 | 23.01 | 23.17 | 18.18 |
| | 1RB-Middle (50) | 1770 (132572) | 22.69 | 22.62 | 22.78 | 18.69 |
| | | 1745 (132322) | 22.85 | 22.64 | 22.79 | 18.75 |
| | | 1720 (132072) | 23.21 | 23.07 | 23.23 | 18.91 |
| | 1RB-Low (0) | 1770 (132572) | 22.74 | 22.65 | 22.81 | 17.94 |
| | | 1745 (132322) | 22.95 | 22.71 | 22.86 | 18.65 |
| | | 1720 (132072) | 23.11 | 23.12 | 23.28 | 18.31 |
| | 50RB-High (50) | 1770 (132572) | 22.11 | 21.17 | 21.32 | 17.21 |
| | | 1745 (132322) | 22.22 | 21.22 | 21.37 | 18.12 |
| | | 1720 (132072) | 22.52 | 21.55 | 21.70 | 17.92 |
| | 50RB-Middle (25) | 1770 (132572) | 22.23 | 21.25 | 21.40 | 17.63 |
| | | 1745 (132322) | 22.64 | 21.25 | 21.40 | 17.98 |
| | | 1720 (132072) | 22.28 | 21.61 | 21.76 | 18.36 |
| | 50RB-Low (0) | 1770 (132572) | 22.21 | 21.23 | 21.37 | 17.31 |
| | | 1745 (132322) | 22.30 | 21.27 | 21.41 | 18.20 |
| | | 1720 (132072) | 22.56 | 21.64 | 21.79 | 18.14 |
| 100RB (0) | 1770 (132572) | 22.18 | 21.23 | 21.38 | 17.18 | |
| | 1745 (132322) | 22.28 | 21.24 | 21.39 | 18.18 | |
| | 1720 (132072) | 22.59 | 21.60 | 21.75 | 17.99 | |

| LTE B66 ANT3 DS14 | | | | | | |
|-------------------|-----------------|-----------------|-------|-------|-------|--------|
| BANDWIDTH | Number of RBs | Frequency | QPSK | 16QAM | 64QAM | 256QAM |
| 1.4MHz | 1RB-High (5) | 1779.3 (132665) | 18.82 | 18.87 | 18.96 | 18.94 |
| | | 1745 (132322) | 18.81 | 18.82 | 18.91 | 18.91 |
| | | 1710.7 (131979) | 19.03 | 19.16 | 19.25 | 19.16 |
| | 1RB-Middle (3) | 1779.3 (132665) | 18.71 | 18.82 | 18.90 | 18.83 |
| | | 1745 (132322) | 18.86 | 18.88 | 18.97 | 18.97 |
| | | 1710.7 (131979) | 19.03 | 19.17 | 19.26 | 19.13 |
| | 1RB-Low (0) | 1779.3 (132665) | 18.74 | 18.87 | 18.96 | 18.87 |
| | | 1745 (132322) | 18.89 | 18.91 | 18.99 | 19.00 |
| | | 1710.7 (131979) | 19.06 | 19.23 | 19.32 | 19.17 |
| | 3RB-High (3) | 1779.3 (132665) | 18.77 | 18.81 | 18.90 | 18.87 |
| | | 1745 (132322) | 18.85 | 18.85 | 18.94 | 18.99 |
| | | 1710.7 (131979) | 19.12 | 19.15 | 19.24 | 19.23 |
| | 3RB-Middle (1) | 1779.3 (132665) | 18.84 | 18.89 | 18.97 | 18.95 |
| | | 1745 (132322) | 18.90 | 18.89 | 18.98 | 19.05 |
| | | 1710.7 (131979) | 19.18 | 19.21 | 19.30 | 19.33 |
| | 3RB-Low (0) | 1779.3 (132665) | 18.85 | 18.85 | 18.94 | 18.98 |
| | | 1745 (132322) | 18.89 | 18.89 | 18.98 | 19.01 |
| | | 1710.7 (131979) | 19.19 | 19.20 | 19.29 | 19.33 |
| | 6RB (0) | 1779.3 (132665) | 18.87 | 18.87 | 18.96 | 19.01 |
| | | 1745 (132322) | 18.88 | 18.88 | 18.97 | 19.03 |
| | | 1710.7 (131979) | 19.17 | 19.18 | 19.27 | 19.31 |
| 3MHz | 1RB-High (14) | 1778.5 (132657) | 19.05 | 19.11 | 19.19 | 19.15 |
| | | 1745 (132322) | 19.04 | 19.05 | 19.14 | 19.14 |
| | | 1711.5 (131987) | 19.26 | 19.40 | 19.49 | 19.40 |
| | 1RB-Middle (7) | 1778.5 (132657) | 18.94 | 19.05 | 19.13 | 19.08 |
| | | 1745 (132322) | 19.09 | 19.11 | 19.20 | 19.19 |
| | | 1711.5 (131987) | 19.27 | 19.41 | 19.50 | 19.40 |
| | 1RB-Low (0) | 1778.5 (132657) | 18.97 | 19.10 | 19.19 | 19.09 |
| | | 1745 (132322) | 19.13 | 19.14 | 19.23 | 19.26 |
| | | 1711.5 (131987) | 19.30 | 19.47 | 19.56 | 19.45 |
| | 8RB-High (7) | 1778.5 (132657) | 19.00 | 19.04 | 19.13 | 19.11 |
| | | 1745 (132322) | 19.08 | 19.08 | 19.17 | 19.19 |
| | | 1711.5 (131987) | 19.35 | 19.39 | 19.48 | 19.47 |
| | 8RB-Middle (4) | 1778.5 (132657) | 19.07 | 19.12 | 19.21 | 19.21 |
| | | 1745 (132322) | 19.13 | 19.12 | 19.21 | 19.26 |
| | | 1711.5 (131987) | 19.41 | 19.44 | 19.53 | 19.53 |
| | 8RB-Low (0) | 1778.5 (132657) | 19.08 | 19.08 | 19.17 | 19.21 |
| | | 1745 (132322) | 19.12 | 19.12 | 19.21 | 19.25 |
| | | 1711.5 (131987) | 19.43 | 19.44 | 19.53 | 19.58 |
| | 15RB (0) | 1778.5 (132657) | 19.10 | 19.10 | 19.19 | 19.20 |
| | | 1745 (132322) | 19.11 | 19.11 | 19.20 | 19.25 |
| | | 1711.5 (131987) | 19.41 | 19.41 | 19.50 | 19.53 |
| 5MHz | 1RB-High (24) | 1777.5 (132647) | 19.08 | 19.05 | 18.81 | 19.23 |
| | | 1745 (132322) | 19.19 | 19.14 | 18.90 | 19.33 |
| | | 1712.5 (131997) | 19.41 | 19.75 | 19.50 | 19.53 |
| | 1RB-Middle (12) | 1777.5 (132647) | 19.01 | 18.89 | 18.65 | 19.13 |
| | | 1745 (132322) | 19.14 | 19.08 | 18.84 | 19.25 |
| | | 1712.5 (131997) | 19.34 | 19.74 | 19.50 | 19.48 |
| | 1RB-Low (0) | 1777.5 (132647) | 19.07 | 19.00 | 18.76 | 19.19 |
| | | 1745 (132322) | 19.24 | 19.15 | 18.90 | 19.39 |
| | | 1712.5 (131997) | 19.40 | 19.79 | 19.54 | 19.54 |
| | 12RB-High (13) | 1777.5 (132647) | 19.07 | 19.14 | 18.90 | 19.21 |
| | | 1745 (132322) | 19.14 | 19.23 | 18.99 | 19.29 |
| | | 1712.5 (131997) | 19.44 | 19.58 | 19.34 | 19.56 |
| | 12RB-Middle (6) | 1777.5 (132647) | 19.09 | 19.14 | 18.90 | 19.20 |
| | | 1745 (132322) | 19.16 | 19.27 | 19.02 | 19.30 |
| | | 1712.5 (131997) | 19.45 | 19.63 | 19.39 | 19.60 |
| | 12RB-Low (0) | 1777.5 (132647) | 19.08 | 19.17 | 18.93 | 19.20 |
| | | 1745 (132322) | 19.14 | 19.24 | 19.00 | 19.29 |
| | | 1712.5 (131997) | 19.43 | 19.59 | 19.34 | 19.55 |
| | 25RB (0) | 1777.5 (132647) | 19.07 | 19.03 | 18.79 | 19.21 |
| | | 1745 (132322) | 19.19 | 19.19 | 18.95 | 19.34 |
| | | 1712.5 (131997) | 19.45 | 19.51 | 19.26 | 19.58 |

| | | | | | | |
|-------|------------------|-----------------|-------|-------|-------|-------|
| 10MHz | 1RB-High (49) | 1775 (132622) | 18.92 | 18.97 | 18.69 | 19.07 |
| | | 1745 (132322) | 19.04 | 18.97 | 18.69 | 19.14 |
| | | 1715 (132022) | 19.32 | 19.79 | 19.50 | 19.46 |
| | 1RB-Middle (24) | 1775 (132622) | 18.94 | 19.01 | 18.73 | 19.05 |
| | | 1745 (132322) | 19.11 | 19.07 | 18.79 | 19.26 |
| | | 1715 (132022) | 19.37 | 19.80 | 19.51 | 19.50 |
| | 1RB-Low (0) | 1775 (132622) | 18.95 | 18.99 | 18.71 | 19.06 |
| | | 1745 (132322) | 19.06 | 19.03 | 18.75 | 19.21 |
| | | 1715 (132022) | 19.35 | 19.83 | 19.54 | 19.50 |
| | 25RB-High (25) | 1775 (132622) | 19.10 | 19.17 | 18.89 | 19.21 |
| | | 1745 (132322) | 19.11 | 19.13 | 18.85 | 19.26 |
| | | 1715 (132022) | 19.41 | 19.45 | 19.16 | 19.56 |
| | 25RB-Middle (12) | 1775 (132622) | 19.08 | 19.17 | 18.89 | 19.19 |
| | | 1745 (132322) | 19.21 | 19.26 | 18.98 | 19.35 |
| | | 1715 (132022) | 19.44 | 19.51 | 19.22 | 19.57 |
| | 25RB-Low (0) | 1775 (132622) | 19.08 | 19.15 | 18.87 | 19.22 |
| | | 1745 (132322) | 19.11 | 19.13 | 18.85 | 19.22 |
| | | 1715 (132022) | 19.47 | 19.53 | 19.24 | 19.57 |
| | 50RB (0) | 1775 (132622) | 19.11 | 19.15 | 18.87 | 19.21 |
| | | 1745 (132322) | 19.11 | 19.11 | 18.83 | 19.24 |
| | | 1715 (132022) | 19.45 | 19.46 | 19.17 | 19.57 |
| 15MHz | 1RB-High (74) | 1772.5 (132597) | 19.02 | 19.41 | 19.21 | 19.15 |
| | | 1745 (132322) | 19.21 | 19.42 | 19.22 | 19.34 |
| | | 1717.5 (132047) | 18.89 | 19.13 | 18.94 | 19.03 |
| | 1RB-Middle (37) | 1772.5 (132597) | 19.07 | 19.42 | 19.22 | 19.18 |
| | | 1745 (132322) | 19.24 | 19.46 | 19.26 | 19.39 |
| | | 1717.5 (132047) | 18.99 | 19.24 | 19.04 | 19.12 |
| | 1RB-Low (0) | 1772.5 (132597) | 19.11 | 19.41 | 19.21 | 19.26 |
| | | 1745 (132322) | 19.27 | 19.52 | 19.32 | 19.41 |
| | | 1717.5 (132047) | 18.96 | 19.20 | 19.00 | 19.06 |
| | 36RB-High (38) | 1772.5 (132597) | 19.05 | 19.14 | 18.94 | 19.18 |
| | | 1745 (132322) | 19.33 | 19.04 | 18.85 | 19.44 |
| | | 1717.5 (132047) | 19.08 | 19.32 | 19.12 | 19.22 |
| | 36RB-Middle (19) | 1772.5 (132597) | 19.03 | 19.16 | 18.97 | 19.16 |
| | | 1745 (132322) | 19.38 | 19.09 | 18.90 | 19.52 |
| | | 1717.5 (132047) | 19.08 | 19.31 | 19.11 | 19.22 |
| | 36RB-Low (0) | 1772.5 (132597) | 19.10 | 19.10 | 18.90 | 19.24 |
| | | 1745 (132322) | 19.37 | 19.09 | 18.89 | 19.52 |
| | | 1717.5 (132047) | 19.08 | 19.33 | 19.13 | 19.23 |
| | 75RB (0) | 1772.5 (132597) | 19.05 | 19.08 | 18.89 | 19.15 |
| | | 1745 (132322) | 19.33 | 19.03 | 18.84 | 19.46 |
| | | 1717.5 (132047) | 19.09 | 19.34 | 19.14 | 19.19 |
| 20MHz | 1RB-High (99) | 1770 (132572) | 18.96 | 19.01 | 19.10 | 19.07 |
| | | 1745 (132322) | 18.95 | 18.96 | 19.05 | 19.09 |
| | | 1720 (132072) | 19.17 | 19.31 | 19.40 | 19.31 |
| | 1RB-Middle (50) | 1770 (132572) | 18.85 | 18.96 | 19.04 | 19.00 |
| | | 1745 (132322) | 19.00 | 19.02 | 19.11 | 19.13 |
| | | 1720 (132072) | 19.21 | 19.32 | 19.41 | 19.31 |
| | 1RB-Low (0) | 1770 (132572) | 18.88 | 19.01 | 19.10 | 19.03 |
| | | 1745 (132322) | 19.04 | 19.05 | 19.14 | 19.18 |
| | | 1720 (132072) | 19.17 | 19.37 | 19.46 | 19.34 |
| | 50RB-High (50) | 1770 (132572) | 18.91 | 18.95 | 19.04 | 19.03 |
| | | 1745 (132322) | 18.99 | 18.99 | 19.08 | 19.11 |
| | | 1720 (132072) | 19.26 | 19.30 | 19.39 | 19.38 |
| | 50RB-Middle (25) | 1770 (132572) | 18.98 | 19.03 | 19.11 | 19.09 |
| | | 1745 (132322) | 19.34 | 19.03 | 19.12 | 19.18 |
| | | 1720 (132072) | 19.04 | 19.35 | 19.44 | 19.42 |
| | 50RB-Low (0) | 1770 (132572) | 18.99 | 18.99 | 19.08 | 19.14 |
| | | 1745 (132322) | 19.03 | 19.03 | 19.12 | 19.14 |
| | | 1720 (132072) | 19.32 | 19.35 | 19.44 | 19.49 |
| | 100RB (0) | 1770 (132572) | 19.01 | 19.01 | 19.10 | 19.11 |
| | | 1745 (132322) | 19.02 | 19.02 | 19.11 | 19.13 |
| | | 1720 (132072) | 19.32 | 19.32 | 19.41 | 19.45 |

| LTE B66 ANT3 DSIS | | | | | | |
|-------------------|-----------------|-----------------|-------|-------|-------|--------|
| BANDWIDTH | Number of RBs | Frequency | QPSK | 16QAM | 64QAM | 256QAM |
| 1.4MHz | 1RB-High (5) | 1779.3 (132665) | 17.91 | 17.60 | 18.04 | 18.04 |
| | | 1745 (132322) | 17.91 | 17.54 | 17.98 | 18.06 |
| | | 1710.7 (131979) | 18.11 | 17.89 | 18.33 | 18.22 |
| | 1RB-Middle (3) | 1779.3 (132665) | 17.86 | 17.53 | 17.97 | 17.97 |
| | | 1745 (132322) | 17.95 | 17.64 | 18.08 | 18.05 |
| | | 1710.7 (131979) | 18.16 | 17.98 | 18.43 | 18.28 |
| | 1RB-Low (0) | 1779.3 (132665) | 17.90 | 17.53 | 17.97 | 18.05 |
| | | 1745 (132322) | 18.01 | 17.64 | 18.08 | 18.15 |
| | | 1710.7 (131979) | 18.24 | 18.01 | 18.46 | 18.34 |
| | 3RB-High (3) | 1779.3 (132665) | 17.88 | 17.95 | 18.40 | 18.01 |
| | | 1745 (132322) | 17.98 | 17.94 | 18.39 | 18.09 |
| | | 1710.7 (131979) | 18.25 | 18.26 | 18.72 | 18.38 |
| | 3RB-Middle (1) | 1779.3 (132665) | 17.97 | 17.99 | 18.44 | 18.07 |
| | | 1745 (132322) | 17.99 | 18.01 | 18.46 | 18.11 |
| | | 1710.7 (131979) | 18.29 | 18.30 | 18.76 | 18.40 |
| | 3RB-Low (0) | 1779.3 (132665) | 17.98 | 17.97 | 18.42 | 18.11 |
| | | 1745 (132322) | 18.01 | 18.02 | 18.47 | 18.16 |
| | | 1710.7 (131979) | 18.33 | 18.33 | 18.58 | 18.44 |
| 6RB (0) | 1779.3 (132665) | 17.98 | 18.00 | 18.25 | 18.11 | |
| | 1745 (132322) | 17.99 | 18.01 | 18.26 | 18.12 | |
| | 1710.7 (131979) | 18.27 | 18.30 | 18.56 | 18.41 | |
| 3MHz | 1RB-High (14) | 1778.5 (132657) | 18.15 | 17.84 | 18.28 | 18.25 |
| | | 1745 (132322) | 18.15 | 17.78 | 18.22 | 18.30 |
| | | 1711.5 (131987) | 18.35 | 18.13 | 18.58 | 18.46 |
| | 1RB-Middle (7) | 1778.5 (132657) | 18.10 | 17.77 | 18.21 | 18.20 |
| | | 1745 (132322) | 18.19 | 17.87 | 18.32 | 18.33 |
| | | 1711.5 (131987) | 18.41 | 18.22 | 18.67 | 18.53 |
| | 1RB-Low (0) | 1778.5 (132657) | 18.14 | 17.77 | 18.21 | 18.28 |
| | | 1745 (132322) | 18.25 | 17.87 | 18.32 | 18.39 |
| | | 1711.5 (131987) | 18.48 | 18.25 | 18.70 | 18.62 |
| | 8RB-High (7) | 1778.5 (132657) | 18.12 | 18.19 | 18.64 | 18.27 |
| | | 1745 (132322) | 18.22 | 18.18 | 18.64 | 18.37 |
| | | 1711.5 (131987) | 18.49 | 18.51 | 18.97 | 18.61 |
| | 8RB-Middle (4) | 1778.5 (132657) | 18.21 | 18.23 | 18.69 | 18.33 |
| | | 1745 (132322) | 18.23 | 18.25 | 18.71 | 18.36 |
| | | 1711.5 (131987) | 18.53 | 18.55 | 19.01 | 18.66 |
| | 8RB-Low (0) | 1778.5 (132657) | 18.22 | 18.21 | 18.66 | 18.35 |
| | | 1745 (132322) | 18.25 | 18.27 | 18.72 | 18.36 |
| | | 1711.5 (131987) | 18.57 | 18.57 | 19.03 | 18.71 |
| 15RB (0) | 1778.5 (132657) | 18.22 | 18.24 | 18.49 | 18.32 | |
| | 1745 (132322) | 18.23 | 18.25 | 18.51 | 18.37 | |
| | 1711.5 (131987) | 18.51 | 18.55 | 18.81 | 18.66 | |
| 5MHz | 1RB-High (24) | 1777.5 (132647) | 18.13 | 18.19 | 18.30 | 18.28 |
| | | 1745 (132322) | 18.41 | 18.37 | 18.48 | 18.56 |
| | | 1712.5 (131997) | 18.86 | 18.92 | 19.04 | 18.96 |
| | 1RB-Middle (12) | 1777.5 (132647) | 18.08 | 18.14 | 18.25 | 18.23 |
| | | 1745 (132322) | 18.37 | 18.26 | 18.37 | 18.49 |
| | | 1712.5 (131997) | 18.87 | 18.93 | 19.05 | 18.99 |
| | 1RB-Low (0) | 1777.5 (132647) | 18.10 | 18.28 | 18.39 | 18.22 |
| | | 1745 (132322) | 18.44 | 18.36 | 18.47 | 18.58 |
| | | 1712.5 (131997) | 18.92 | 18.98 | 19.10 | 19.04 |
| | 12RB-High (13) | 1777.5 (132647) | 18.14 | 18.15 | 18.26 | 18.28 |
| | | 1745 (132322) | 18.47 | 18.24 | 18.35 | 18.57 |
| | | 1712.5 (131997) | 18.54 | 18.60 | 18.71 | 18.64 |
| | 12RB-Middle (6) | 1777.5 (132647) | 18.13 | 18.13 | 18.24 | 18.23 |
| | | 1745 (132322) | 18.52 | 18.26 | 18.37 | 18.62 |
| | | 1712.5 (131997) | 18.54 | 18.60 | 18.72 | 18.64 |
| | 12RB-Low (0) | 1777.5 (132647) | 18.12 | 18.13 | 18.24 | 18.27 |
| | | 1745 (132322) | 18.45 | 18.23 | 18.34 | 18.55 |
| | | 1712.5 (131997) | 18.57 | 18.63 | 18.74 | 18.72 |
| 25RB (0) | 1777.5 (132647) | 18.10 | 18.10 | 18.21 | 18.22 | |
| | 1745 (132322) | 18.49 | 18.22 | 18.33 | 18.59 | |
| | 1712.5 (131997) | 18.46 | 18.52 | 18.63 | 18.61 | |

| | | | | | | | |
|------------------|------------------|-----------------|-----------------|-------|-------|-------|-------|
| 10MHz | 1RB-High (49) | 1775 (132622) | 17.97 | 18.01 | 17.77 | 18.09 | |
| | | 1745 (132322) | 18.11 | 17.96 | 17.72 | 18.21 | |
| | | 1715 (132022) | 18.34 | 18.81 | 18.56 | 18.44 | |
| | 1RB-Middle (24) | 1775 (132622) | 18.01 | 17.98 | 17.74 | 18.13 | |
| | | 1745 (132322) | 18.09 | 18.05 | 17.81 | 18.24 | |
| | | 1715 (132022) | 18.41 | 18.78 | 18.53 | 18.53 | |
| | 1RB-Low (0) | 1775 (132622) | 17.96 | 18.04 | 17.80 | 18.09 | |
| | | 1745 (132322) | 18.14 | 18.05 | 17.81 | 18.25 | |
| | | 1715 (132022) | 18.37 | 18.84 | 18.59 | 18.50 | |
| | 25RB-High (25) | 1775 (132622) | 18.16 | 18.27 | 18.02 | 18.30 | |
| | | 1745 (132322) | 18.15 | 18.15 | 17.91 | 18.28 | |
| | | 1715 (132022) | 18.47 | 18.47 | 18.22 | 18.60 | |
| | 25RB-Middle (12) | 1775 (132622) | 18.17 | 18.23 | 17.99 | 18.30 | |
| | | 1745 (132322) | 18.24 | 18.27 | 18.03 | 18.34 | |
| | | 1715 (132022) | 18.49 | 18.54 | 18.30 | 18.64 | |
| | 25RB-Low (0) | 1775 (132622) | 18.13 | 18.16 | 17.92 | 18.25 | |
| | | 1745 (132322) | 18.18 | 18.17 | 17.93 | 18.28 | |
| | | 1715 (132022) | 18.50 | 18.51 | 18.26 | 18.60 | |
| | 50RB (0) | 1775 (132622) | 18.15 | 18.19 | 17.95 | 18.28 | |
| | | 1745 (132322) | 18.18 | 18.13 | 17.89 | 18.32 | |
| | | 1715 (132022) | 18.50 | 18.47 | 18.23 | 18.65 | |
| | 15MHz | 1RB-High (74) | 1772.5 (132597) | 18.02 | 18.39 | 18.31 | 18.14 |
| | | | 1745 (132322) | 17.93 | 17.94 | 17.87 | 18.03 |
| | | | 1717.5 (132047) | 18.21 | 18.61 | 18.53 | 18.34 |
| 1RB-Middle (37) | | 1772.5 (132597) | 18.00 | 18.36 | 18.28 | 18.10 | |
| | | 1745 (132322) | 18.02 | 18.00 | 17.92 | 18.15 | |
| | | 1717.5 (132047) | 18.24 | 18.70 | 18.62 | 18.36 | |
| 1RB-Low (0) | | 1772.5 (132597) | 18.01 | 18.39 | 18.31 | 18.14 | |
| | | 1745 (132322) | 18.00 | 18.02 | 17.94 | 18.12 | |
| | | 1717.5 (132047) | 18.28 | 18.70 | 18.62 | 18.42 | |
| 36RB-High (38) | | 1772.5 (132597) | 18.06 | 18.05 | 17.97 | 18.21 | |
| | | 1745 (132322) | 18.06 | 18.02 | 17.95 | 18.21 | |
| | | 1717.5 (132047) | 18.32 | 18.38 | 18.30 | 18.47 | |
| 36RB-Middle (19) | | 1772.5 (132597) | 18.06 | 18.04 | 17.96 | 18.20 | |
| | | 1745 (132322) | 18.07 | 18.07 | 17.99 | 18.17 | |
| | | 1717.5 (132047) | 18.35 | 18.40 | 18.33 | 18.47 | |
| 36RB-Low (0) | | 1772.5 (132597) | 17.99 | 18.03 | 17.96 | 18.09 | |
| | | 1745 (132322) | 18.08 | 18.09 | 18.01 | 18.21 | |
| | | 1717.5 (132047) | 18.34 | 18.42 | 18.34 | 18.45 | |
| 75RB (0) | | 1772.5 (132597) | 18.05 | 18.04 | 17.96 | 18.20 | |
| | | 1745 (132322) | 18.03 | 18.06 | 17.98 | 18.13 | |
| | | 1717.5 (132047) | 18.33 | 18.35 | 18.27 | 18.47 | |
| 20MHz | | 1RB-High (99) | 1770 (132572) | 17.93 | 17.62 | 18.06 | 18.06 |
| | | | 1745 (132322) | 17.93 | 17.56 | 18.00 | 18.06 |
| | | | 1720 (132072) | 18.13 | 17.91 | 18.35 | 18.24 |
| | 1RB-Middle (50) | 1770 (132572) | 17.88 | 17.55 | 17.99 | 17.99 | |
| | | 1745 (132322) | 17.97 | 17.66 | 18.10 | 18.09 | |
| | | 1720 (132072) | 18.18 | 18.00 | 18.45 | 18.29 | |
| | 1RB-Low (0) | 1770 (132572) | 17.92 | 17.55 | 17.99 | 18.02 | |
| | | 1745 (132322) | 18.03 | 17.66 | 18.10 | 18.13 | |
| | | 1720 (132072) | 18.40 | 18.03 | 18.48 | 18.37 | |
| | 50RB-High (50) | 1770 (132572) | 17.90 | 17.97 | 18.42 | 18.04 | |
| | | 1745 (132322) | 18.00 | 17.96 | 18.41 | 18.11 | |
| | | 1720 (132072) | 18.27 | 18.28 | 18.74 | 18.39 | |
| | 50RB-Middle (25) | 1770 (132572) | 17.99 | 18.01 | 18.46 | 18.13 | |
| | | 1745 (132322) | 18.35 | 18.03 | 18.48 | 18.11 | |
| | | 1720 (132072) | 18.01 | 18.32 | 18.78 | 18.46 | |
| | 50RB-Low (0) | 1770 (132572) | 18.00 | 17.99 | 18.44 | 18.13 | |
| | | 1745 (132322) | 18.03 | 18.04 | 18.49 | 18.14 | |
| | | 1720 (132072) | 18.31 | 18.35 | 18.60 | 18.50 | |
| | 100RB (0) | 1770 (132572) | 18.00 | 18.02 | 18.27 | 18.10 | |
| | | 1745 (132322) | 18.01 | 18.03 | 18.28 | 18.15 | |
| | | 1720 (132072) | 18.29 | 18.32 | 18.58 | 18.41 | |

| LTE B71 ANT0 DS12/3/4/5/8 | | | | | | | |
|---------------------------|-----------------|----------------|----------------|-------|-------|--------|-------|
| BANDWIDTH | Number of RBs | Frequency | QPSK | 16QAM | 64QAM | 256QAM | |
| 5MHz | 1RB-High (24) | 695.5 (133447) | 23.83 | 22.99 | 22.14 | 18.93 | |
| | | 680.5 (133297) | 23.82 | 23.39 | 22.21 | 19.52 | |
| | | 665.5 (133147) | 23.93 | 22.98 | 22.31 | 19.03 | |
| | 1RB-Middle (12) | 695.5 (133447) | 23.96 | 23.22 | 22.19 | 19.86 | |
| | | 680.5 (133297) | 23.97 | 23.61 | 22.21 | 19.07 | |
| | | 665.5 (133147) | 23.91 | 23.40 | 22.11 | 19.01 | |
| | 1RB-Low (0) | 695.5 (133447) | 24.01 | 23.17 | 22.15 | 20.01 | |
| | | 680.5 (133297) | 23.90 | 23.28 | 22.13 | 19.30 | |
| | | 665.5 (133147) | 23.85 | 23.30 | 21.69 | 19.15 | |
| | 12RB-High (13) | 695.5 (133447) | 22.97 | 22.02 | 21.11 | 18.77 | |
| | | 680.5 (133297) | 23.01 | 22.13 | 21.02 | 19.01 | |
| | | 665.5 (133147) | 23.08 | 22.06 | 21.07 | 18.28 | |
| | 12RB-Middle (6) | 695.5 (133447) | 23.08 | 22.04 | 21.14 | 18.78 | |
| | | 680.5 (133297) | 23.02 | 22.05 | 21.01 | 18.02 | |
| | | 665.5 (133147) | 23.07 | 22.14 | 21.05 | 18.87 | |
| | 12RB-Low (0) | 695.5 (133447) | 22.95 | 22.03 | 20.98 | 18.65 | |
| | | 680.5 (133297) | 22.98 | 21.78 | 21.05 | 18.58 | |
| | | 665.5 (133147) | 23.02 | 21.96 | 21.06 | 18.42 | |
| | 25RB (0) | 695.5 (133447) | 22.98 | 22.07 | 21.10 | 18.58 | |
| | | 680.5 (133297) | 22.99 | 22.00 | 21.06 | 18.59 | |
| | | 665.5 (133147) | 23.00 | 22.06 | 21.12 | 18.70 | |
| | 10MHz | 1RB-High (49) | 693 (132422) | 24.01 | 23.31 | 22.24 | 19.31 |
| | | | 680.5 (133297) | 23.96 | 23.34 | 22.25 | 19.56 |
| | | | 668 (133172) | 23.95 | 23.24 | 22.10 | 19.25 |
| 1RB-Middle (24) | | 693 (132422) | 23.95 | 23.05 | 22.24 | 19.95 | |
| | | 680.5 (133297) | 24.00 | 23.42 | 22.23 | 19.00 | |
| | | 668 (133172) | 23.96 | 23.24 | 22.29 | 19.66 | |
| 1RB-Low (0) | | 693 (132422) | 23.97 | 23.44 | 22.24 | 19.27 | |
| | | 680.5 (133297) | 24.06 | 23.46 | 22.30 | 19.66 | |
| | | 668 (133172) | 23.94 | 23.51 | 21.95 | 19.34 | |
| 25RB-High (25) | | 693 (132422) | 22.97 | 22.02 | 21.12 | 18.07 | |
| | | 680.5 (133297) | 23.08 | 22.05 | 21.09 | 18.48 | |
| | | 668 (133172) | 23.00 | 22.00 | 21.08 | 18.60 | |
| 25RB-Middle (12) | | 693 (132422) | 23.04 | 22.08 | 21.09 | 18.94 | |
| | | 680.5 (133297) | 23.03 | 22.04 | 21.04 | 18.03 | |
| | | 668 (133172) | 23.03 | 22.13 | 21.20 | 18.53 | |
| 25RB-Low (0) | | 693 (132422) | 23.04 | 22.02 | 21.08 | 18.34 | |
| | | 680.5 (133297) | 23.05 | 21.99 | 21.06 | 18.35 | |
| | | 668 (133172) | 23.00 | 21.91 | 21.05 | 18.80 | |
| 50RB (0) | | 693 (132422) | 23.03 | 21.96 | 21.06 | 18.83 | |
| | | 680.5 (133297) | 23.01 | 22.00 | 21.04 | 18.21 | |
| | | 668 (133172) | 23.04 | 22.03 | 21.13 | 18.34 | |

| | | | | | | |
|----------|------------------|----------------|-------|-------|-------|-------|
| 15MHz | 1RB-High (74) | 690.5 (133397) | 23.71 | 23.23 | 22.06 | 19.31 |
| | | 680.5 (133297) | 23.75 | 23.10 | 22.17 | 19.25 |
| | | 670.5 (133197) | 23.85 | 23.16 | 22.05 | 19.05 |
| | 1RB-Middle (37) | 690.5 (133397) | 23.79 | 23.13 | 22.09 | 19.69 |
| | | 680.5 (133297) | 23.79 | 23.17 | 22.15 | 19.39 |
| | | 670.5 (133197) | 23.80 | 23.12 | 22.04 | 19.30 |
| | 1RB-Low (0) | 690.5 (133397) | 23.90 | 23.27 | 22.15 | 19.00 |
| | | 680.5 (133297) | 23.84 | 23.18 | 22.10 | 18.94 |
| | | 670.5 (133197) | 23.83 | 23.28 | 22.03 | 19.13 |
| | 36RB-High (38) | 690.5 (133397) | 22.94 | 21.85 | 20.91 | 18.14 |
| | | 680.5 (133297) | 22.87 | 21.87 | 21.00 | 18.27 |
| | | 670.5 (133197) | 22.89 | 21.98 | 20.88 | 18.39 |
| | 36RB-Middle (19) | 690.5 (133397) | 22.95 | 21.97 | 21.02 | 18.95 |
| | | 680.5 (133297) | 22.95 | 21.86 | 20.98 | 18.35 |
| | | 670.5 (133197) | 22.99 | 22.02 | 20.98 | 18.49 |
| | 36RB-Low (0) | 690.5 (133397) | 22.88 | 21.93 | 20.99 | 18.18 |
| | | 680.5 (133297) | 22.95 | 21.93 | 20.97 | 18.55 |
| | | 670.5 (133197) | 22.86 | 21.95 | 20.97 | 17.96 |
| 75RB (0) | 690.5 (133397) | 22.97 | 21.98 | 20.93 | 18.57 | |
| | 680.5 (133297) | 22.87 | 21.92 | 20.95 | 18.27 | |
| | 670.5 (133197) | 22.90 | 21.94 | 21.07 | 18.50 | |
| 20MHz | 1RB-High (99) | 688 (133372) | 23.72 | 23.10 | 22.17 | 19.32 |
| | | 683 (133322) | 23.79 | 23.23 | 22.13 | 19.49 |
| | | 673 (133222) | 23.69 | 23.76 | 22.09 | 19.19 |
| | 1RB-Middle (50) | 688 (133372) | 23.69 | 23.27 | 22.18 | 19.39 |
| | | 683 (133322) | 23.91 | 23.36 | 22.24 | 19.31 |
| | | 673 (133222) | 23.81 | 23.91 | 22.20 | 19.61 |
| | 1RB-Low (0) | 688 (133372) | 23.89 | 23.30 | 22.14 | 19.39 |
| | | 683 (133322) | 23.83 | 23.32 | 22.02 | 19.85 |
| | | 673 (133222) | 23.95 | 23.99 | 21.83 | 19.63 |
| | 50RB-High (50) | 688 (133372) | 22.90 | 22.04 | 21.08 | 18.60 |
| | | 683 (133322) | 22.98 | 21.92 | 21.02 | 18.18 |
| | | 673 (133222) | 23.04 | 22.03 | 21.10 | 18.34 |
| | 50RB-Middle (25) | 688 (133372) | 23.06 | 21.99 | 21.12 | 18.83 |
| | | 683 (133322) | 23.04 | 22.08 | 21.06 | 19.04 |
| | | 673 (133222) | 22.93 | 22.05 | 21.08 | 18.36 |
| | 50RB-Low (0) | 688 (133372) | 23.03 | 22.11 | 21.19 | 18.13 |
| | | 683 (133322) | 23.00 | 22.03 | 21.11 | 18.60 |
| | | 673 (133222) | 22.99 | 22.08 | 21.10 | 18.79 |
| | 100RB (0) | 688 (133372) | 22.94 | 22.02 | 22.02 | 18.44 |
| | | 683 (133322) | 23.03 | 22.09 | 21.06 | 18.33 |
| | | 673 (133222) | 23.17 | 22.12 | 21.09 | 18.57 |

| 41C PC3 | | | | | | | | | |
|-----------------|---------------|---------|----|-----------|---------------|---------|----|-----------|-----------------------|
| UL LTE CA Class | PCC | | | | SCC | | | | conducted power (dBm) |
| | PCC Bandwidth | channel | RB | RB OFFSET | SCC Bandwidth | channel | RB | RB OFFSET | |
| CA_41C | 20M | 41490 | 1 | 99 | 20M | 41292 | 1 | 0 | 24.41 |
| CA_41C | 20M | 41490 | 1 | 99 | 15M | 41319 | 1 | 0 | 24.66 |
| CA_41C | 20M | 41490 | 1 | 99 | 10M | 41346 | 1 | 0 | 23.91 |
| CA_41C | 20M | 41490 | 1 | 99 | 5M | 41373 | 1 | 0 | 24.09 |
| CA_41C | 20M | 39750 | 1 | 99 | 5M | 39867 | 1 | 0 | 23.45 |
| CA_41C | 20M | 39750 | 1 | 99 | 20M | 39948 | 1 | 0 | 24.41 |
| CA_41C | 20M | 39750 | 1 | 99 | 15M | 39921 | 1 | 0 | 24.3 |
| CA_41C | 20M | 39750 | 1 | 99 | 10M | 39894 | 1 | 0 | 23.87 |
| CA_41C | 15M | 41515 | 1 | 74 | 15M | 41365 | 1 | 0 | 24.05 |
| CA_41C | 15M | 41515 | 1 | 74 | 10M | 41395 | 1 | 0 | 23.58 |
| CA_41C | 15M | 39725 | 1 | 74 | 10M | 39845 | 1 | 0 | 24.53 |
| CA_41C | 20M | 41490 | 1 | 0 | 20M | 41292 | 1 | 99 | 24.37 |
| CA_41C | 20M | 41490 | 1 | 0 | 15M | 41319 | 1 | 74 | 24.07 |
| CA_41C | 20M | 41490 | 1 | 0 | 10M | 41346 | 1 | 49 | 23.93 |
| CA_41C | 20M | 39750 | 1 | 0 | 5M | 39867 | 1 | 24 | 23.58 |
| CA_41C | 20M | 41490 | 1 | 0 | 5M | 41373 | 1 | 24 | 23.61 |
| CA_41C | 20M | 39750 | 1 | 0 | 20M | 39948 | 1 | 99 | 23.5 |
| CA_41C | 20M | 39750 | 1 | 0 | 15M | 39921 | 1 | 74 | 22.92 |
| CA_41C | 20M | 39750 | 1 | 0 | 10M | 39894 | 1 | 49 | 23.21 |
| CA_41C | 15M | 41515 | 1 | 0 | 15M | 41365 | 1 | 74 | 22.59 |
| CA_41C | 15M | 41515 | 1 | 0 | 10M | 41395 | 1 | 49 | 23.45 |
| CA_41C | 15M | 39725 | 1 | 0 | 10M | 39845 | 1 | 49 | 23.64 |

| 41C PC3 | | | | | | | | | |
|-----------------|---------------|---------|----|-----------|---------------|---------|----|-----------|-----------------------|
| UL LTE CA Class | PCC | | | | SCC | | | | conducted power (dBm) |
| | PCC Bandwidth | channel | RB | RB OFFSET | SCC Bandwidth | channel | RB | RB OFFSET | |
| CA_41C | 20M | 41490 | 1 | 99 | 20M | 41292 | 1 | 0 | 25.28 |
| CA_41C | 20M | 41490 | 1 | 99 | 15M | 41319 | 1 | 0 | 25.30 |
| CA_41C | 20M | 41490 | 1 | 99 | 10M | 41346 | 1 | 0 | 24.96 |
| CA_41C | 20M | 41490 | 1 | 99 | 5M | 41373 | 1 | 0 | 24.67 |
| CA_41C | 20M | 39750 | 1 | 99 | 5M | 39867 | 1 | 0 | 24.30 |
| CA_41C | 20M | 39750 | 1 | 99 | 20M | 39948 | 1 | 0 | 25.18 |
| CA_41C | 20M | 39750 | 1 | 99 | 15M | 39921 | 1 | 0 | 25.09 |
| CA_41C | 20M | 39750 | 1 | 99 | 10M | 39894 | 1 | 0 | 24.70 |
| CA_41C | 15M | 41515 | 1 | 74 | 15M | 41365 | 1 | 0 | 24.56 |
| CA_41C | 15M | 41515 | 1 | 74 | 10M | 41395 | 1 | 0 | 24.32 |
| CA_41C | 15M | 39725 | 1 | 74 | 10M | 39845 | 1 | 0 | 25.29 |
| CA_41C | 20M | 41490 | 1 | 0 | 20M | 41292 | 1 | 99 | 25.17 |
| CA_41C | 20M | 41490 | 1 | 0 | 15M | 41319 | 1 | 74 | 24.80 |
| CA_41C | 20M | 41490 | 1 | 0 | 10M | 41346 | 1 | 49 | 24.44 |
| CA_41C | 20M | 39750 | 1 | 0 | 5M | 39867 | 1 | 24 | 24.30 |
| CA_41C | 20M | 41490 | 1 | 0 | 5M | 41373 | 1 | 24 | 23.73 |
| CA_41C | 20M | 39750 | 1 | 0 | 20M | 39948 | 1 | 99 | 23.66 |
| CA_41C | 20M | 39750 | 1 | 0 | 15M | 39921 | 1 | 74 | 23.39 |
| CA_41C | 20M | 39750 | 1 | 0 | 10M | 39894 | 1 | 49 | 22.99 |
| CA_41C | 15M | 41515 | 1 | 0 | 15M | 41365 | 1 | 74 | 22.82 |
| CA_41C | 15M | 41515 | 1 | 0 | 10M | 41395 | 1 | 49 | 23.74 |
| CA_41C | 15M | 39725 | 1 | 0 | 10M | 39845 | 1 | 49 | 23.69 |

| 41C PC2 DS12 | | | | | | | | | |
|-----------------|---------------|---------|----|-----------|---------------|---------|----|-----------|-----------------------|
| UL LTE CA Class | PCC | | | | SCC | | | | conducted power (dBm) |
| | PCC Bandwidth | channel | RB | RB OFFSET | SCC Bandwidth | channel | RB | RB OFFSET | |
| CA_41C | 20M | 41490 | 1 | 99 | 20M | 41292 | 1 | 0 | 15.97 |
| CA_41C | 20M | 41490 | 1 | 99 | 15M | 41319 | 1 | 0 | 15.87 |
| CA_41C | 20M | 41490 | 1 | 99 | 10M | 41346 | 1 | 0 | 15.58 |
| CA_41C | 20M | 41490 | 1 | 99 | 5M | 41373 | 1 | 0 | 15.98 |
| CA_41C | 20M | 39750 | 1 | 99 | 5M | 39867 | 1 | 0 | 15.76 |
| CA_41C | 20M | 39750 | 1 | 99 | 20M | 39948 | 1 | 0 | 15.44 |
| CA_41C | 20M | 39750 | 1 | 99 | 15M | 39921 | 1 | 0 | 15.79 |
| CA_41C | 20M | 39750 | 1 | 99 | 10M | 39894 | 1 | 0 | 16.03 |
| CA_41C | 15M | 41515 | 1 | 74 | 15M | 41365 | 1 | 0 | 15.59 |
| CA_41C | 15M | 41515 | 1 | 74 | 10M | 41395 | 1 | 0 | 16.02 |
| CA_41C | 15M | 39725 | 1 | 74 | 10M | 39845 | 1 | 0 | 15.91 |
| CA_41C | 20M | 41490 | 1 | 0 | 20M | 41292 | 1 | 99 | 15.71 |
| CA_41C | 20M | 41490 | 1 | 0 | 15M | 41319 | 1 | 74 | 15.91 |
| CA_41C | 20M | 41490 | 1 | 0 | 10M | 41346 | 1 | 49 | 16.05 |
| CA_41C | 20M | 39750 | 1 | 0 | 5M | 39867 | 1 | 24 | 15.67 |
| CA_41C | 20M | 41490 | 1 | 0 | 5M | 41373 | 1 | 24 | 15.85 |
| CA_41C | 20M | 39750 | 1 | 0 | 20M | 39948 | 1 | 99 | 16.04 |
| CA_41C | 20M | 39750 | 1 | 0 | 15M | 39921 | 1 | 74 | 15.64 |
| CA_41C | 20M | 39750 | 1 | 0 | 10M | 39894 | 1 | 49 | 16.01 |
| CA_41C | 15M | 41515 | 1 | 0 | 15M | 41365 | 1 | 74 | 15.85 |
| CA_41C | 15M | 41515 | 1 | 0 | 10M | 41395 | 1 | 49 | 15.64 |
| CA_41C | 15M | 39725 | 1 | 0 | 10M | 39845 | 1 | 49 | 15.82 |

| 41C PC2 DS13 | | | | | | | | | |
|-----------------|---------------|---------|----|-----------|---------------|---------|----|-----------|-----------------------|
| UL LTE CA Class | PCC | | | | SCC | | | | conducted power (dBm) |
| | PCC Bandwidth | channel | RB | RB OFFSET | SCC Bandwidth | channel | RB | RB OFFSET | |
| CA_41C | 20M | 41490 | 1 | 99 | 20M | 41292 | 1 | 0 | 17.37 |
| CA_41C | 20M | 41490 | 1 | 99 | 15M | 41319 | 1 | 0 | 18.17 |
| CA_41C | 20M | 41490 | 1 | 99 | 10M | 41346 | 1 | 0 | 17.11 |
| CA_41C | 20M | 41490 | 1 | 99 | 5M | 41373 | 1 | 0 | 17.44 |
| CA_41C | 20M | 39750 | 1 | 99 | 5M | 39867 | 1 | 0 | 16.57 |
| CA_41C | 20M | 39750 | 1 | 99 | 20M | 39948 | 1 | 0 | 18.21 |
| CA_41C | 20M | 39750 | 1 | 99 | 15M | 39921 | 1 | 0 | 17.13 |
| CA_41C | 20M | 39750 | 1 | 99 | 10M | 39894 | 1 | 0 | 16.6 |
| CA_41C | 15M | 41515 | 1 | 74 | 15M | 41365 | 1 | 0 | 17.61 |
| CA_41C | 15M | 41515 | 1 | 74 | 10M | 41395 | 1 | 0 | 17.38 |
| CA_41C | 15M | 39725 | 1 | 74 | 10M | 39845 | 1 | 0 | 18.2 |
| CA_41C | 20M | 41490 | 1 | 0 | 20M | 41292 | 1 | 99 | 17.47 |
| CA_41C | 20M | 41490 | 1 | 0 | 15M | 41319 | 1 | 74 | 17.09 |
| CA_41C | 20M | 41490 | 1 | 0 | 10M | 41346 | 1 | 49 | 17.51 |
| CA_41C | 20M | 39750 | 1 | 0 | 5M | 39867 | 1 | 24 | 16.86 |
| CA_41C | 20M | 41490 | 1 | 0 | 5M | 41373 | 1 | 24 | 16.74 |
| CA_41C | 20M | 39750 | 1 | 0 | 20M | 39948 | 1 | 99 | 16.54 |
| CA_41C | 20M | 39750 | 1 | 0 | 15M | 39921 | 1 | 74 | 15.71 |
| CA_41C | 20M | 39750 | 1 | 0 | 10M | 39894 | 1 | 49 | 16.07 |
| CA_41C | 15M | 41515 | 1 | 0 | 15M | 41365 | 1 | 74 | 15.77 |
| CA_41C | 15M | 41515 | 1 | 0 | 10M | 41395 | 1 | 49 | 16.43 |
| CA_41C | 15M | 39725 | 1 | 0 | 10M | 39845 | 1 | 49 | 17.09 |



Uplink maximum output power is measured with downlink carrier aggregation active, using the channel with highest measured maximum output power when downlink carrier aggregation is inactive. SAR test is not required since maximum output power when downlink carrier aggregation active is not more than ¼ dB higher than the maximum output power measured when downlink carrier aggregation inactive.

The conducted power measurement results of LTE downlink CA are as below:

| DL LTE CA Class | | PCC | | | | | SCC | | | | conducted power (dBm) |
|-----------------|------------|---------------|------------|------------|-------|--------------|---------------|------------|----|-----------|-----------------------|
| | | PCC Bandwidth | UL channel | DL channel | UL RB | UL RB OFFSET | SCC Bandwidth | DL channel | RB | RB OFFSET | |
| DSI8 | CA 12A-66A | 12 | 23130 | 5130 | 1 | 49 | 66 | 66536 | 1 | 0 | 24.06 |
| DSI8 | CA 66A-12A | 66 | 132072 | 66536 | 1 | 0 | 12 | 5130 | 1 | 49 | 24.04 |
| DSI8 | CA 2A-4A | 25 | 26365 | 8365 | 1 | 50 | 66 | 66536 | 1 | 0 | 23.99 |
| DSI4 | CA 2A-4A | 25 | 18900 | 900 | 50 | 50 | 66 | 66786 | 50 | 25 | 19.47 |
| DSI5 | CA 2A-4A | 25 | 26140 | 8140 | 50 | 0 | 66 | 67036 | 50 | 50 | 18.05 |
| DSI8 | CA 4A-2A | 66 | 132072 | 66536 | 1 | 0 | 25 | 8140 | 50 | 0 | 24.04 |
| DSI4 | CA 4A-2A | 66 | 132322 | 66786 | 50 | 25 | 25 | 900 | 50 | 50 | 19.34 |
| DSI5 | CA 4A-2A | 66 | 132572 | 67036 | 50 | 50 | 25 | 8365 | 1 | 50 | 18.95 |
| DSI8 | CA 66A-66A | 66 | 132072 | 66536 | 1 | 0 | 66 | 66536 | 1 | 0 | 24.04 |
| DSI3 | CA 66A-66A | 66 | 132322 | 66786 | 50 | 25 | 66 | 66786 | 50 | 25 | 21.95 |
| DSI4 | CA 66A-66A | 66 | 132322 | 66786 | 50 | 25 | 66 | 66786 | 50 | 25 | 19.34 |
| DSI5 | CA 66A-66A | 66 | 132572 | 67036 | 50 | 50 | 66 | 67036 | 50 | 50 | 18.95 |
| DSI8 | CA 66A-26A | 66 | 132072 | 66536 | 1 | 0 | 26 | 8865 | 1 | 37 | 24.04 |
| DSI5 | CA 4A-5A | 66 | 132572 | 67036 | 50 | 50 | 26 | 8865 | 36 | 19 | 18.95 |
| DSI8 | CA 25A-66A | 25 | 26365 | 8365 | 1 | 50 | 66 | 66536 | 1 | 0 | 23.99 |
| DSI5 | CA 5A-4A | 25 | 26140 | 8140 | 50 | 0 | 66 | 67036 | 50 | 50 | 18.05 |
| DSI8 | CA 66B | 66 | 132072 | 66536 | 1 | 0 | 66 | 66536 | 1 | 0 | 24.04 |
| DSI3 | CA 66B | 66 | 132322 | 66786 | 50 | 25 | 66 | 66786 | 50 | 25 | 21.95 |
| DSI4 | CA 66B | 66 | 132322 | 66786 | 50 | 25 | 66 | 66786 | 50 | 25 | 19.34 |
| DSI5 | CA 66B | 66 | 132572 | 67036 | 50 | 50 | 66 | 67036 | 50 | 50 | 18.95 |
| DSI8 | CA 66C | 66 | 132072 | 66536 | 1 | 0 | 66 | 66536 | 1 | 0 | 24.04 |
| DSI3 | CA 66C | 66 | 132322 | 66786 | 50 | 25 | 66 | 66786 | 50 | 25 | 21.95 |
| DSI4 | CA 66C | 66 | 132322 | 66786 | 50 | 25 | 66 | 66786 | 50 | 25 | 19.34 |
| DSI5 | CA 66C | 66 | 132572 | 67036 | 50 | 50 | 66 | 67036 | 50 | 50 | 18.95 |
| DSI8 | CA 25A-66A | 25 | 26365 | 8365 | 1 | 50 | 66 | 66536 | 1 | 0 | 23.99 |
| DSI4 | CA 25A-66A | 25 | 18900 | 900 | 50 | 50 | 66 | 66786 | 50 | 25 | 19.47 |
| DSI5 | CA 2A-66A | 25 | 26140 | 8140 | 50 | 0 | 66 | 67036 | 50 | 50 | 18.05 |
| DSI8 | CA 66A-25A | 66 | 132072 | 66536 | 1 | 0 | 25 | 8140 | 50 | 0 | 24.04 |
| DSI4 | CA 66A-25A | 66 | 132322 | 66786 | 50 | 25 | 25 | 900 | 50 | 50 | 19.34 |
| DSI5 | CA 66A-2A | 66 | 132572 | 67036 | 50 | 50 | 25 | 8140 | 50 | 0 | 18.95 |
| DSI8 | CA 2A-12A | 25 | 26365 | 8365 | 1 | 50 | 12 | 5130 | 1 | 49 | 23.99 |
| DSI8 | CA 12A-2A | 12 | 23130 | 5130 | 1 | 49 | 25 | 8365 | 1 | 50 | 24.06 |
| DSI8 | CA 25A-25A | 25 | 26365 | 8365 | 1 | 50 | 25 | 8365 | 1 | 50 | 23.99 |
| DSI3 | CA 25A-25A | 25 | 26140 | 8140 | 50 | 0 | 25 | 8140 | 50 | 0 | 21.11 |
| DSI5 | CA 25A-25A | 25 | 26140 | 8140 | 50 | 0 | 25 | 8140 | 50 | 0 | 18.05 |
| DSI8 | CA 25C | 25 | 26365 | 8365 | 1 | 50 | 25 | 8365 | 1 | 50 | 23.99 |
| DSI4 | CA 25C | 25 | 18900 | 900 | 50 | 50 | 25 | 900 | 50 | 50 | 19.47 |
| DSI5 | CA 2C | 25 | 26140 | 8140 | 50 | 0 | 25 | 8140 | 50 | 0 | 18.05 |
| DSI8 | CA 25A-26A | 25 | 26365 | 8365 | 1 | 50 | 26 | 8865 | 1 | 37 | 23.99 |
| DSI5 | CA 25A-26A | 25 | 26140 | 8140 | 50 | 0 | 26 | 8865 | 36 | 19 | 18.05 |
| DSI8 | CA 26A-25A | 26 | 26865 | 8865 | 1 | 37 | 25 | 8365 | 1 | 50 | 23.90 |
| DSI5 | CA 26A-25A | 26 | 26865 | 8865 | 36 | 19 | 25 | 8140 | 50 | 0 | 20.93 |
| DSI8 | CA 2A-71A | 25 | 26365 | 8365 | 1 | 50 | 71 | 68686 | 1 | 0 | 23.99 |
| DSI8 | CA 71A-2A | 71 | 133222 | 68686 | 1 | 0 | 25 | 8365 | 1 | 50 | 23.95 |
| DSI8 | CA 66A-71A | 66 | 132072 | 66536 | 1 | 0 | 71 | 68686 | 1 | 0 | 24.04 |
| DSI8 | CA 71A-66A | 71 | 133222 | 68686 | 1 | 0 | 66 | 66536 | 1 | 0 | 23.95 |
| DSI8 | CA 41A-41A | 41 | 39750 | 39750 | 1 | 0 | 41 | 41490 | 1 | 0 | 24.49 |
| DSI2 | CA 41A-41A | 41 | 39750 | 39750 | 50 | 0 | 41 | 41490 | 50 | 25 | 15.34 |
| DSI3 | CA 41A-41A | 41 | 39750 | 39750 | 50 | 0 | 41 | 41490 | 1 | 50 | 17.85 |
| DSI8 | CA 25A-41A | 25 | 26365 | 8365 | 1 | 50 | 41 | 41490 | 1 | 0 | 23.99 |
| DSI3 | CA 25A-41A | 25 | 26140 | 8140 | 50 | 0 | 41 | 41490 | 1 | 50 | 21.11 |
| DSI8 | CA 41A-25A | 41 | 39750 | 39750 | 1 | 0 | 25 | 8365 | 1 | 50 | 24.49 |
| DSI3 | CA 41A-25A | 41 | 39750 | 39750 | 50 | 0 | 25 | 8140 | 50 | 0 | 17.85 |
| DSI8 | CA 26A-66A | 26 | 26865 | 8865 | 1 | 37 | 66 | 66536 | 1 | 0 | 23.90 |
| DSI5 | CA 5A-66A | 26 | 26865 | 8865 | 36 | 19 | 66 | 67036 | 50 | 50 | 20.93 |
| DSI8 | CA 66A-26A | 66 | 132072 | 66536 | 1 | 0 | 26 | 8865 | 1 | 37 | 24.04 |
| DSI5 | CA 66A-5A | 66 | 132572 | 67036 | 50 | 50 | 26 | 8865 | 36 | 19 | 18.95 |

Note: Testing is not required in bands or modes not intended/allowed for US operation.

11.4 5G NR Measurement result

Maximum Target Power for Production Unit

| BAND | DSI2 receiver on | DSI3 sensor on | DSI4 ENDC receiver on | DSI5 ENDC sensor on | DSI8 sensor off |
|-----------------|------------------|----------------|-----------------------|---------------------|-----------------|
| 5G NR n2 ANT1 | 25.00 | 22.00 | 25.00 | 19.00 | 25.00 |
| 5G NR n2 ANT3 | 25.00 | 25.00 | 18.00 | 21.00 | 25.00 |
| 5G NR n25 ANT1 | 25.00 | 23.00 | 25.00 | 22.00 | 25.00 |
| 5G NR n25 ANT3 | / | / | 15.50 | 21.00 | 25.00 |
| 5G NR n26 ANT0 | 25.00 | 25.00 | / | / | 25.00 |
| 5G NR n30 ANT3 | 22.00 | 25.00 | 19.00 | 22.00 | 25.00 |
| 5G NR n30 ANT0 | 25.00 | 21.00 | / | / | 25.00 |
| 5G NR n41 ANT3 | 16.50 | 18.00 | 13.50 | 16.50 | 26.50 |
| 5G NR n66 ANT1 | 25.00 | 24.00 | 25.00 | 25.00 | 25.00 |
| 5G NR n66 ANT3 | / | / | 18.00 | 23.50 | 25.00 |
| 5G NR n5 ANT0 | 25.00 | 25.00 | 25.00 | 24.50 | 25.00 |
| 5G NR n71 ANT0 | 25.00 | 22.50 | 25.00 | 19.50 | 25.00 |
| 5G NR n70 ANT0 | 25.00 | 25.00 | / | / | 25.00 |
| 5G NR n77L ANT4 | 16.50 | 22.50 | 14.50 | 20.00 | 26.00 |
| 5G NR n77H ANT4 | 16.50 | 22.50 | 14.50 | 21.50 | 26.00 |

| No. | Test Freq Description | 5G-n2 | | | | | | | Power Results (dBm) | |
|-----|-----------------------|-----------|-------------|-----------------------|-----------------|-------|---------------------|-------------|---------------------|-------|
| | | SCS (kHz) | NR BW (MHz) | Modulation | RB allocation | | NR Test Freq. (MHz) | NR Test CH. | Tune up | n2 |
| 1 | High | 15 | 5 | DFT-s-OFDM QPSK | Inner_Full | 12_6 | 1907.5 | 381500 | 22 | 21.34 |
| 2 | Middle | 15 | 5 | DFT-s-OFDM QPSK | Inner_Full | 12_6 | 1880 | 376000 | 22 | 21.35 |
| 3 | Low | 15 | 5 | DFT-s-OFDM QPSK | Inner_Full | 12_6 | 1852.5 | 370500 | 22 | 21.33 |
| 4 | High | 15 | 20 | DFT-s-OFDM QPSK | Inner_Full | 50_25 | 1900 | 380000 | 22 | 21.3 |
| 5 | Middle | 15 | 20 | DFT-s-OFDM QPSK | Inner_Full | 50_25 | 1880 | 376000 | 22 | 21.33 |
| 6 | Low | 15 | 20 | DFT-s-OFDM QPSK | Inner_Full | 50_25 | 1860 | 372000 | 22 | 21.31 |
| 7 | Middle | 15 | 5 | DFT-s-OFDM PI/2 BPSK1 | Inner_Full | 12_6 | 1880 | 376000 | 22 | 21.27 |
| 8 | Middle | 15 | 5 | DFT-s-OFDM 16QAM | Inner_Full | 12_6 | 1880 | 376000 | 22 | 21.31 |
| 9 | Middle | 15 | 5 | DFT-s-OFDM 64QAM | Inner_Full | 12_6 | 1880 | 376000 | 22 | 21.32 |
| 10 | Middle | 15 | 5 | DFT-s-OFDM 256QAM | Inner_Full | 12_6 | 1880 | 376000 | 20.5 | 19.83 |
| 11 | Middle | 15 | 5 | CP-OFDM QPSK | Inner_Full | 12_6 | 1880 | 376000 | 22 | 21.33 |
| 12 | Middle | 15 | 5 | CP-OFDM 16QAM | Inner_Full | 12_6 | 1880 | 376000 | 22 | 21.32 |
| 13 | Middle | 15 | 5 | CP-OFDM 64QAM | Inner_Full | 12_6 | 1880 | 376000 | 21.5 | 20.76 |
| 14 | Middle | 15 | 5 | CP-OFDM 256QAM | Inner_Full | 12_6 | 1880 | 376000 | 18.5 | 17.72 |
| 15 | Middle | 15 | 5 | DFT-s-OFDM QPSK | Edge_Full_Right | 2_23 | 1880 | 376000 | 22 | 21.25 |
| 16 | Middle | 15 | 5 | DFT-s-OFDM QPSK | Edge_Full_Left | 2_0 | 1880 | 376000 | 22 | 21.3 |
| 17 | Middle | 15 | 5 | DFT-s-OFDM QPSK | Edge_1RB_Right | 1_24 | 1880 | 376000 | 22 | 21.19 |
| 18 | Middle | 15 | 5 | DFT-s-OFDM QPSK | Edge_1RB_Left | 1_0 | 1880 | 376000 | 22 | 21.25 |
| 19 | Middle | 15 | 5 | DFT-s-OFDM QPSK | Inner_1RB_Right | 1_23 | 1880 | 376000 | 22 | 21.27 |
| 20 | Middle | 15 | 5 | DFT-s-OFDM QPSK | Inner_1RB_Left | 1_1 | 1880 | 376000 | 22 | 21.34 |
| 21 | Middle | 15 | 5 | DFT-s-OFDM QPSK | Outer_Full | 25_0 | 1880 | 376000 | 22 | 21.3 |
| 22 | Middle | 15 | 10 | DFT-s-OFDM QPSK | Inner_Full | 25_12 | 1880 | 376000 | 22 | 21.33 |
| 23 | Middle | 15 | 15 | DFT-s-OFDM QPSK | Inner_Full | 36_18 | 1880 | 376000 | 22 | 21.29 |

| No. | Test Freq Description | 5G-n2 | | | | | | | Power Results (dBm) | |
|-----|-----------------------|-----------|-------------|-----------------------|-----------------|-------|---------------------|-------------|---------------------|-------|
| | | SCS (kHz) | NR BW (MHz) | Modulation | RB allocation | | NR Test Freq. (MHz) | NR Test CH. | Tune up | n2 |
| 1 | High | 15 | 5 | DFT-s-OFDM QPSK | Inner_Full | 12_6 | 1907.5 | 381500 | 19.00 | 18.30 |
| 2 | Middle | 15 | 5 | DFT-s-OFDM QPSK | Inner_Full | 12_6 | 1880 | 376000 | 19.00 | 18.31 |
| 3 | Low | 15 | 5 | DFT-s-OFDM QPSK | Inner_Full | 12_6 | 1852.5 | 370500 | 19.00 | 18.29 |
| 4 | High | 15 | 20 | DFT-s-OFDM QPSK | Inner_Full | 50_25 | 1900 | 380000 | 19.00 | 18.27 |
| 5 | Middle | 15 | 20 | DFT-s-OFDM QPSK | Inner_Full | 50_25 | 1880 | 376000 | 19.00 | 18.29 |
| 6 | Low | 15 | 20 | DFT-s-OFDM QPSK | Inner_Full | 50_25 | 1860 | 372000 | 19.00 | 18.28 |
| 1 | Middle | 15 | 5 | DFT-s-OFDM Pi/2 BPSK1 | Inner_Full | 12_6 | 1880 | 376000 | 19.00 | 18.24 |
| 2 | Middle | 15 | 5 | DFT-s-OFDM 16QAM | Inner_Full | 12_6 | 1880 | 376000 | 19.00 | 18.28 |
| 3 | Middle | 15 | 5 | DFT-s-OFDM 64QAM | Inner_Full | 12_6 | 1880 | 376000 | 19.00 | 18.28 |
| 4 | Middle | 15 | 5 | DFT-s-OFDM 256QAM | Inner_Full | 12_6 | 1880 | 376000 | 19.00 | 18.21 |
| 5 | Middle | 15 | 5 | CP-OFDM QPSK | Inner_Full | 12_6 | 1880 | 376000 | 19.00 | 18.29 |
| 6 | Middle | 15 | 5 | CP-OFDM 16QAM | Inner_Full | 12_6 | 1880 | 376000 | 19.00 | 18.28 |
| 7 | Middle | 15 | 5 | CP-OFDM 64QAM | Inner_Full | 12_6 | 1880 | 376000 | 19.00 | 18.18 |
| 8 | Middle | 15 | 5 | CP-OFDM 256QAM | Inner_Full | 12_6 | 1880 | 376000 | 18.50 | 17.72 |
| 9 | Middle | 15 | 5 | DFT-s-OFDM QPSK | Edge_Full_Right | 2_23 | 1880 | 376000 | 19.00 | 18.22 |
| 10 | Middle | 15 | 5 | DFT-s-OFDM QPSK | Edge_Full_Left | 2_0 | 1880 | 376000 | 19.00 | 18.27 |
| 11 | Middle | 15 | 5 | DFT-s-OFDM QPSK | Edge_1RB_Right | 1_24 | 1880 | 376000 | 19.00 | 18.17 |
| 12 | Middle | 15 | 5 | DFT-s-OFDM QPSK | Edge_1RB_Left | 1_0 | 1880 | 376000 | 19.00 | 18.22 |
| 13 | Middle | 15 | 5 | DFT-s-OFDM QPSK | Inner_1RB_Right | 1_23 | 1880 | 376000 | 19.00 | 18.24 |
| 14 | Middle | 15 | 5 | DFT-s-OFDM QPSK | Inner_1RB_Left | 1_1 | 1880 | 376000 | 19.00 | 18.30 |
| 15 | Middle | 15 | 5 | DFT-s-OFDM QPSK | Outer_Full | 25_0 | 1880 | 376000 | 19.00 | 18.27 |
| 15 | Middle | 15 | 10 | DFT-s-OFDM QPSK | Inner_Full | 25_12 | 1880 | 376000 | 19.00 | 18.29 |
| 18 | Middle | 15 | 15 | DFT-s-OFDM QPSK | Inner_Full | 36_18 | 1880 | 376000 | 19.00 | 18.26 |

| No. | Test Freq Description | 5G-n2 | | | | | | | Power Results (dBm) | |
|-----|-----------------------|-----------|-------------|-----------------------|-----------------|-------|---------------------|-------------|---------------------|-------|
| | | SCS (kHz) | NR BW (MHz) | Modulation | RB allocation | | NR Test Freq. (MHz) | NR Test CH. | Tune up | n2 |
| 1 | High | 15 | 5 | DFT-s-OFDM QPSK | Inner_Full | 12_6 | 1907.5 | 381500 | 18.00 | 17.16 |
| 2 | Middle | 15 | 5 | DFT-s-OFDM QPSK | Inner_Full | 12_6 | 1880 | 376000 | 18.00 | 17.22 |
| 3 | Low | 15 | 5 | DFT-s-OFDM QPSK | Inner_Full | 12_6 | 1852.5 | 370500 | 18.00 | 17.18 |
| 4 | High | 15 | 20 | DFT-s-OFDM QPSK | Inner_Full | 50_25 | 1900 | 380000 | 18.00 | 17.11 |
| 5 | Middle | 15 | 20 | DFT-s-OFDM QPSK | Inner_Full | 50_25 | 1880 | 376000 | 18.00 | 17.14 |
| 6 | Low | 15 | 20 | DFT-s-OFDM QPSK | Inner_Full | 50_25 | 1860 | 372000 | 18.00 | 17.15 |
| 7 | Middle | 15 | 5 | DFT-s-OFDM Pi/2 BPSK1 | Inner_Full | 12_6 | 1880 | 376000 | 18.00 | 17.16 |
| 8 | Middle | 15 | 5 | DFT-s-OFDM 16QAM | Inner_Full | 12_6 | 1880 | 376000 | 18.00 | 17.09 |
| 9 | Middle | 15 | 5 | DFT-s-OFDM 64QAM | Inner_Full | 12_6 | 1880 | 376000 | 18.00 | 17.14 |
| 10 | Middle | 15 | 5 | DFT-s-OFDM 256QAM | Inner_Full | 12_6 | 1880 | 376000 | 18.00 | 17.08 |
| 11 | Middle | 15 | 5 | CP-OFDM QPSK | Inner_Full | 12_6 | 1880 | 376000 | 18.00 | 17.07 |
| 12 | Middle | 15 | 5 | CP-OFDM 16QAM | Inner_Full | 12_6 | 1880 | 376000 | 18.00 | 17.10 |
| 13 | Middle | 15 | 5 | CP-OFDM 64QAM | Inner_Full | 12_6 | 1880 | 376000 | 18.00 | 17.09 |
| 14 | Middle | 15 | 5 | CP-OFDM 256QAM | Inner_Full | 12_6 | 1880 | 376000 | 18.00 | 17.05 |
| 15 | Middle | 15 | 5 | DFT-s-OFDM QPSK | Edge_Full_Right | 2_23 | 1880 | 376000 | 18.00 | 16.98 |
| 16 | Middle | 15 | 5 | DFT-s-OFDM QPSK | Edge_Full_Left | 2_0 | 1880 | 376000 | 18.00 | 17.08 |
| 17 | Middle | 15 | 5 | DFT-s-OFDM QPSK | Edge_1RB_Right | 1_24 | 1880 | 376000 | 18.00 | 17.03 |
| 18 | Middle | 15 | 5 | DFT-s-OFDM QPSK | Edge_1RB_Left | 1_0 | 1880 | 376000 | 18.00 | 17.07 |
| 19 | Middle | 15 | 5 | DFT-s-OFDM QPSK | Inner_1RB_Right | 1_23 | 1880 | 376000 | 18.00 | 17.04 |
| 20 | Middle | 15 | 5 | DFT-s-OFDM QPSK | Inner_1RB_Left | 1_1 | 1880 | 376000 | 18.00 | 17.14 |
| 21 | Middle | 15 | 5 | DFT-s-OFDM QPSK | Outer_Full | 25_0 | 1880 | 376000 | 18.00 | 17.07 |
| 22 | Middle | 15 | 10 | DFT-s-OFDM QPSK | Inner_Full | 25_12 | 1880 | 376000 | 18.00 | 17.17 |
| 23 | Middle | 15 | 15 | DFT-s-OFDM QPSK | Inner_Full | 36_18 | 1880 | 376000 | 18.00 | 17.16 |

| No. | Test Freq Description | 5G-n2 | | | | | | | Tune up | Power Results (dBm) |
|-----|-----------------------|-----------|-------------|-----------------------|-----------------|-------|---------------------|-------------|---------|---------------------|
| | | SCS (kHz) | NR BW (MHz) | Modulation | RB allocation | | NR Test Freq. (MHz) | NR Test CH. | | n2 |
| 1 | High | 15 | 5 | DFT-s-OFDM QPSK | Inner_Full | 12_6 | 1907.5 | 381500 | 21.00 | 19.99 |
| 2 | Middle | 15 | 5 | DFT-s-OFDM QPSK | Inner_Full | 12_6 | 1880 | 376000 | 21.00 | 20.05 |
| 3 | Low | 15 | 5 | DFT-s-OFDM QPSK | Inner_Full | 12_6 | 1852.5 | 370500 | 21.00 | 20.00 |
| 4 | High | 15 | 20 | DFT-s-OFDM QPSK | Inner_Full | 50_25 | 1900 | 380000 | 21.00 | 19.92 |
| 5 | Middle | 15 | 20 | DFT-s-OFDM QPSK | Inner_Full | 50_25 | 1880 | 376000 | 21.00 | 19.96 |
| 6 | Low | 15 | 20 | DFT-s-OFDM QPSK | Inner_Full | 50_25 | 1860 | 372000 | 21.00 | 19.97 |
| 7 | Middle | 15 | 5 | DFT-s-OFDM PI/2 BPSK1 | Inner_Full | 12_6 | 1880 | 376000 | 21.00 | 19.98 |
| 8 | Middle | 15 | 5 | DFT-s-OFDM 16QAM | Inner_Full | 12_6 | 1880 | 376000 | 21.00 | 20.00 |
| 9 | Middle | 15 | 5 | DFT-s-OFDM 64QAM | Inner_Full | 12_6 | 1880 | 376000 | 21.00 | 19.99 |
| 10 | Middle | 15 | 5 | DFT-s-OFDM 256QAM | Inner_Full | 12_6 | 1880 | 376000 | 20.50 | 19.67 |
| 11 | Middle | 15 | 5 | CP-OFDM QPSK | Inner_Full | 12_6 | 1880 | 376000 | 21.00 | 20.04 |
| 12 | Middle | 15 | 5 | CP-OFDM 16QAM | Inner_Full | 12_6 | 1880 | 376000 | 21.00 | 20.03 |
| 13 | Middle | 15 | 5 | CP-OFDM 64QAM | Inner_Full | 12_6 | 1880 | 376000 | 21.00 | 20.03 |
| 14 | Middle | 15 | 5 | CP-OFDM 256QAM | Inner_Full | 12_6 | 1880 | 376000 | 18.50 | 17.52 |
| 15 | Middle | 15 | 5 | DFT-s-OFDM QPSK | Edge_Full_Right | 2_23 | 1880 | 376000 | 21.00 | 19.90 |
| 16 | Middle | 15 | 5 | DFT-s-OFDM QPSK | Edge_Full_Left | 2_0 | 1880 | 376000 | 21.00 | 19.91 |
| 17 | Middle | 15 | 5 | DFT-s-OFDM QPSK | Edge_1RB_Right | 1_24 | 1880 | 376000 | 21.00 | 19.92 |
| 18 | Middle | 15 | 5 | DFT-s-OFDM QPSK | Edge_1RB_Left | 1_0 | 1880 | 376000 | 21.00 | 19.88 |
| 19 | Middle | 15 | 5 | DFT-s-OFDM QPSK | Inner_1RB_Right | 1_23 | 1880 | 376000 | 21.00 | 19.85 |
| 20 | Middle | 15 | 5 | DFT-s-OFDM QPSK | Inner_1RB_Left | 1_1 | 1880 | 376000 | 21.00 | 20.03 |
| 21 | Middle | 15 | 5 | DFT-s-OFDM QPSK | Outer_Full | 25_0 | 1880 | 376000 | 21.00 | 20.02 |
| 22 | Middle | 15 | 10 | DFT-s-OFDM QPSK | Inner_Full | 25_12 | 1880 | 376000 | 21.00 | 20.00 |
| 23 | Middle | 15 | 15 | DFT-s-OFDM QPSK | Inner_Full | 36_18 | 1880 | 376000 | 21.00 | 19.99 |

| No. | Test Freq Description | 5G-n5 | | | | | | | Tune up | Power Results (dBm) |
|-----|-----------------------|-----------|-------------|-----------------------|-----------------|-------|---------------------|-------------|---------|---------------------|
| | | SCS (kHz) | NR BW (MHz) | Modulation | RB allocation | | NR Test Freq. (MHz) | NR Test CH. | | n5 |
| 1 | High | 15 | 5 | DFT-s-OFDM QPSK | Inner_Full | 12_6 | 846.5 | 169300 | 24.50 | 23.77 |
| 2 | Middle | 15 | 5 | DFT-s-OFDM QPSK | Inner_Full | 12_6 | 836.5 | 167300 | 24.50 | 23.78 |
| 3 | Low | 15 | 5 | DFT-s-OFDM QPSK | Inner_Full | 12_6 | 826.5 | 165300 | 24.50 | 23.62 |
| 4 | High | 15 | 20 | DFT-s-OFDM QPSK | Inner_Full | 50_25 | 839 | 167800 | 24.50 | 23.71 |
| 5 | Middle | 15 | 20 | DFT-s-OFDM QPSK | Inner_Full | 50_25 | 836.5 | 167300 | 24.50 | 23.76 |
| 6 | Low | 15 | 20 | DFT-s-OFDM QPSK | Inner_Full | 50_25 | 834 | 166800 | 24.50 | 23.77 |
| 7 | Middle | 15 | 5 | DFT-s-OFDM PI/2 BPSK1 | Inner_Full | 12_6 | 836.5 | 167300 | 24.50 | 23.72 |
| 8 | Middle | 15 | 5 | DFT-s-OFDM 16QAM | Inner_Full | 12_6 | 836.5 | 167300 | 24.00 | 23.05 |
| 9 | Middle | 15 | 5 | DFT-s-OFDM 64QAM | Inner_Full | 12_6 | 836.5 | 167300 | 22.50 | 21.68 |
| 10 | Middle | 15 | 5 | DFT-s-OFDM 256QAM | Inner_Full | 12_6 | 836.5 | 167300 | 20.50 | 19.65 |
| 11 | Middle | 15 | 5 | CP-OFDM QPSK | Inner_Full | 12_6 | 836.5 | 167300 | 23.50 | 22.37 |
| 12 | Middle | 15 | 5 | CP-OFDM 16QAM | Inner_Full | 12_6 | 836.5 | 167300 | 23.00 | 21.89 |
| 13 | Middle | 15 | 5 | CP-OFDM 64QAM | Inner_Full | 12_6 | 836.5 | 167300 | 21.50 | 20.70 |
| 14 | Middle | 15 | 5 | CP-OFDM 256QAM | Inner_Full | 12_6 | 836.5 | 167300 | 18.50 | 17.68 |
| 15 | Middle | 15 | 5 | DFT-s-OFDM QPSK | Edge_Full_Right | 2_23 | 836.5 | 167300 | 24.00 | 22.84 |
| 16 | Middle | 15 | 5 | DFT-s-OFDM QPSK | Edge_Full_Left | 2_0 | 836.5 | 167300 | 24.00 | 22.88 |
| 17 | Middle | 15 | 5 | DFT-s-OFDM QPSK | Edge_1RB_Right | 1_24 | 836.5 | 167300 | 24.00 | 22.72 |
| 18 | Middle | 15 | 5 | DFT-s-OFDM QPSK | Edge_1RB_Left | 1_0 | 836.5 | 167300 | 24.00 | 22.91 |
| 19 | Middle | 15 | 5 | DFT-s-OFDM QPSK | Inner_1RB_Right | 1_23 | 836.5 | 167300 | 24.50 | 23.69 |
| 20 | Middle | 15 | 5 | DFT-s-OFDM QPSK | Inner_1RB_Left | 1_1 | 836.5 | 167300 | 24.50 | 23.76 |
| 21 | Middle | 15 | 5 | DFT-s-OFDM QPSK | Outer_Full | 25_0 | 836.5 | 167300 | 24.50 | 22.70 |
| 22 | Middle | 15 | 10 | DFT-s-OFDM QPSK | Inner_Full | 25_12 | 836.5 | 167300 | 24.50 | 23.70 |
| 23 | Middle | 15 | 15 | DFT-s-OFDM QPSK | Inner_Full | 36_18 | 836.5 | 167300 | 24.50 | 23.74 |

| No. | Test Freq Description | 5G-n25 | | | | | | | Tune up | Power Results |
|-----|-----------------------|-----------|-------------|-----------------------|-----------------|-------|---------------------|-------------|---------|---------------|
| | | SCS (kHz) | NR BW (MHz) | Modulation | RB allocation | | NR Test Freq. (MHz) | NR Test CH. | | n25 |
| 1 | High | 15 | 5 | DFT-s-OFDM QPSK | Inner_Full | 12_6 | 1912.5 | 382500 | 21.00 | 20.19 |
| 2 | Middle | 15 | 5 | DFT-s-OFDM QPSK | Inner_Full | 12_6 | 1882.5 | 376500 | 21.00 | 20.20 |
| 3 | Low | 15 | 5 | DFT-s-OFDM QPSK | Inner_Full | 12_6 | 1852.5 | 370500 | 21.00 | 20.12 |
| 4 | High | 15 | 20 | DFT-s-OFDM QPSK | Inner_Full | 50_25 | 1905 | 381000 | 21.00 | 20.08 |
| 5 | Middle | 15 | 20 | DFT-s-OFDM QPSK | Inner_Full | 50_25 | 1882.5 | 376500 | 21.00 | 20.10 |
| 6 | Low | 15 | 20 | DFT-s-OFDM QPSK | Inner_Full | 50_25 | 1860 | 372000 | 21.00 | 20.06 |
| 7 | Middle | 15 | 5 | DFT-s-OFDM PI/2 BPSK1 | Inner_Full | 12_6 | 1882.5 | 376500 | 21.00 | 20.15 |
| 8 | Middle | 15 | 5 | DFT-s-OFDM 16QAM | Inner_Full | 12_6 | 1882.5 | 376500 | 21.00 | 20.14 |
| 9 | Middle | 15 | 5 | DFT-s-OFDM 64QAM | Inner_Full | 12_6 | 1882.5 | 376500 | 21.00 | 20.16 |
| 10 | Middle | 15 | 5 | DFT-s-OFDM 256QAM | Inner_Full | 12_6 | 1882.5 | 376500 | 20.50 | 19.65 |
| 11 | Middle | 15 | 5 | CP-OFDM QPSK | Inner_Full | 12_6 | 1882.5 | 376500 | 21.00 | 20.17 |
| 12 | Middle | 15 | 5 | CP-OFDM 16QAM | Inner_Full | 12_6 | 1882.5 | 376500 | 21.00 | 20.12 |
| 13 | Middle | 15 | 5 | CP-OFDM 64QAM | Inner_Full | 12_6 | 1882.5 | 376500 | 21.00 | 20.11 |
| 14 | Middle | 15 | 5 | CP-OFDM 256QAM | Inner_Full | 12_6 | 1882.5 | 376500 | 18.50 | 17.69 |
| 15 | Middle | 15 | 5 | DFT-s-OFDM QPSK | Edge_Full_Right | 2_23 | 1882.5 | 376500 | 21.00 | 20.14 |
| 16 | Middle | 15 | 5 | DFT-s-OFDM QPSK | Edge_Full_Left | 2_0 | 1882.5 | 376500 | 21.00 | 20.12 |
| 17 | Middle | 15 | 5 | DFT-s-OFDM QPSK | Edge_1RB_Right | 1_24 | 1882.5 | 376500 | 21.00 | 20.10 |
| 18 | Middle | 15 | 5 | DFT-s-OFDM QPSK | Edge_1RB_Left | 1_0 | 1882.5 | 376500 | 21.00 | 20.11 |
| 19 | Middle | 15 | 5 | DFT-s-OFDM QPSK | Inner_1RB_Right | 1_23 | 1882.5 | 376500 | 21.00 | 20.15 |
| 20 | Middle | 15 | 5 | DFT-s-OFDM QPSK | Inner_1RB_Left | 1_1 | 1882.5 | 376500 | 21.00 | 20.17 |
| 21 | Middle | 15 | 5 | DFT-s-OFDM QPSK | Outer_Full | 25_0 | 1882.5 | 376500 | 21.00 | 20.07 |
| 22 | Middle | 15 | 10 | DFT-s-OFDM QPSK | Inner_Full | 25_12 | 1882.5 | 376500 | 21.00 | 20.11 |
| 23 | Middle | 15 | 15 | DFT-s-OFDM QPSK | Inner_Full | 36_18 | 1882.5 | 376500 | 21.00 | 20.09 |

| No. | Test Freq Description | 5G-n25 | | | | | | | Tune up | Power Results |
|-----|-----------------------|-----------|-------------|-----------------------|-----------------|-------|---------------------|-------------|---------|---------------|
| | | SCS (kHz) | NR BW (MHz) | Modulation | RB allocation | | NR Test Freq. (MHz) | NR Test CH. | | n25 |
| 1 | High | 15 | 5 | DFT-s-OFDM QPSK | Inner_Full | 12_6 | 1912.5 | 382500 | 15.50 | 14.44 |
| 2 | Middle | 15 | 5 | DFT-s-OFDM QPSK | Inner_Full | 12_6 | 1882.5 | 376500 | 15.50 | 14.55 |
| 3 | Low | 15 | 5 | DFT-s-OFDM QPSK | Inner_Full | 12_6 | 1852.5 | 370500 | 15.50 | 14.48 |
| 4 | High | 15 | 20 | DFT-s-OFDM QPSK | Inner_Full | 50_25 | 1905 | 381000 | 15.50 | 14.46 |
| 5 | Middle | 15 | 20 | DFT-s-OFDM QPSK | Inner_Full | 50_25 | 1882.5 | 376500 | 15.50 | 14.43 |
| 6 | Low | 15 | 20 | DFT-s-OFDM QPSK | Inner_Full | 50_25 | 1860 | 372000 | 15.50 | 14.40 |
| 7 | Middle | 15 | 5 | DFT-s-OFDM PI/2 BPSK1 | Inner_Full | 12_6 | 1882.5 | 376500 | 15.50 | 14.48 |
| 8 | Middle | 15 | 5 | DFT-s-OFDM 16QAM | Inner_Full | 12_6 | 1882.5 | 376500 | 15.50 | 14.44 |
| 9 | Middle | 15 | 5 | DFT-s-OFDM 64QAM | Inner_Full | 12_6 | 1882.5 | 376500 | 15.50 | 14.48 |
| 10 | Middle | 15 | 5 | DFT-s-OFDM 256QAM | Inner_Full | 12_6 | 1882.5 | 376500 | 15.50 | 14.47 |
| 11 | Middle | 15 | 5 | CP-OFDM QPSK | Inner_Full | 12_6 | 1882.5 | 376500 | 15.50 | 14.47 |
| 12 | Middle | 15 | 5 | CP-OFDM 16QAM | Inner_Full | 12_6 | 1882.5 | 376500 | 15.50 | 14.44 |
| 13 | Middle | 15 | 5 | CP-OFDM 64QAM | Inner_Full | 12_6 | 1882.5 | 376500 | 15.50 | 14.48 |
| 14 | Middle | 15 | 5 | CP-OFDM 256QAM | Inner_Full | 12_6 | 1882.5 | 376500 | 15.50 | 14.46 |
| 15 | Middle | 15 | 5 | DFT-s-OFDM QPSK | Edge_Full_Right | 2_23 | 1882.5 | 376500 | 15.50 | 14.51 |
| 16 | Middle | 15 | 5 | DFT-s-OFDM QPSK | Edge_Full_Left | 2_0 | 1882.5 | 376500 | 15.50 | 14.50 |
| 17 | Middle | 15 | 5 | DFT-s-OFDM QPSK | Edge_1RB_Right | 1_24 | 1882.5 | 376500 | 15.50 | 14.47 |
| 18 | Middle | 15 | 5 | DFT-s-OFDM QPSK | Edge_1RB_Left | 1_0 | 1882.5 | 376500 | 15.50 | 14.49 |
| 19 | Middle | 15 | 5 | DFT-s-OFDM QPSK | Inner_1RB_Right | 1_23 | 1882.5 | 376500 | 15.50 | 14.45 |
| 20 | Middle | 15 | 5 | DFT-s-OFDM QPSK | Inner_1RB_Left | 1_1 | 1882.5 | 376500 | 15.50 | 14.48 |
| 21 | Middle | 15 | 5 | DFT-s-OFDM QPSK | Outer_Full | 25_0 | 1882.5 | 376500 | 15.50 | 14.46 |
| 22 | Middle | 15 | 10 | DFT-s-OFDM QPSK | Inner_Full | 25_12 | 1882.5 | 376500 | 15.50 | 14.47 |
| 23 | Middle | 15 | 15 | DFT-s-OFDM QPSK | Inner_Full | 36_18 | 1882.5 | 376500 | 15.50 | 14.50 |

| No. | Test Freq Description | 5G-n25 | | | | | | | Tune up | Power Results (dBm) |
|-----|-----------------------|-----------|-------------|-----------------------|-----------------|-------|---------------------|-------------|---------|---------------------|
| | | SCS (kHz) | NR BW (MHz) | Modulation | RB allocation | | NR Test Freq. (MHz) | NR Test CH. | | n25 |
| 1 | Middle | 15 | 5 | DFT-s-OFDM Pi/2 BPSK1 | Inner_Full | 12_6 | 1882.5 | 376500 | 23.00 | 22.22 |
| 2 | Middle | 15 | 5 | DFT-s-OFDM 16QAM | Inner_Full | 12_6 | 1882.5 | 376500 | 23.00 | 22.23 |
| 3 | Middle | 15 | 5 | DFT-s-OFDM 64QAM | Inner_Full | 12_6 | 1882.5 | 376500 | 22.50 | 21.72 |
| 4 | Middle | 15 | 5 | DFT-s-OFDM 256QAM | Inner_Full | 12_6 | 1882.5 | 376500 | 20.50 | 19.63 |
| 5 | Middle | 15 | 5 | CP-OFDM QPSK | Inner_Full | 12_6 | 1882.5 | 376500 | 23.00 | 22.23 |
| 6 | Middle | 15 | 5 | CP-OFDM 16QAM | Inner_Full | 12_6 | 1882.5 | 376500 | 23.00 | 22.18 |
| 7 | Middle | 15 | 5 | CP-OFDM 64QAM | Inner_Full | 12_6 | 1882.5 | 376500 | 21.50 | 20.68 |
| 8 | Middle | 15 | 5 | CP-OFDM 256QAM | Inner_Full | 12_6 | 1882.5 | 376500 | 18.50 | 17.71 |
| 9 | Middle | 15 | 5 | DFT-s-OFDM QPSK | Edge_Full_Right | 2_23 | 1882.5 | 376500 | 23.00 | 22.22 |
| 10 | Middle | 15 | 5 | DFT-s-OFDM QPSK | Edge_Full_Left | 2_0 | 1882.5 | 376500 | 23.00 | 22.24 |
| 11 | Middle | 15 | 5 | DFT-s-OFDM QPSK | Edge_1RB_Right | 1_24 | 1882.5 | 376500 | 23.00 | 22.24 |
| 12 | Middle | 15 | 5 | DFT-s-OFDM QPSK | Edge_1RB_Left | 1_0 | 1882.5 | 376500 | 23.00 | 22.21 |
| 13 | Middle | 15 | 5 | DFT-s-OFDM QPSK | Inner_1RB_Right | 1_23 | 1882.5 | 376500 | 23.00 | 22.20 |
| 14 | Middle | 15 | 5 | DFT-s-OFDM QPSK | Inner_1RB_Left | 1_1 | 1882.5 | 376500 | 23.00 | 22.18 |
| 15 | Middle | 15 | 5 | DFT-s-OFDM QPSK | Outer_Full | 25_0 | 1882.5 | 376500 | 23.00 | 22.20 |
| 16 | Middle | 15 | 10 | DFT-s-OFDM QPSK | Inner_Full | 25_12 | 1882.5 | 376500 | 23.00 | 22.21 |
| 17 | Middle | 15 | 15 | DFT-s-OFDM QPSK | Inner_Full | 36_18 | 1882.5 | 376500 | 23.00 | 22.24 |

| No. | Test Freq Description | 5G-n25 | | | | | | | Tune up | Power Results (dBm) |
|-----|-----------------------|-----------|-------------|-----------------------|-----------------|-------|---------------------|-------------|---------|---------------------|
| | | SCS (kHz) | NR BW (MHz) | Modulation | RB allocation | | NR Test Freq. (MHz) | NR Test CH. | | n25 |
| 1 | High | 15 | 5 | DFT-s-OFDM QPSK | Inner_Full | 12_6 | 1912.5 | 382500 | 22.00 | 21.10 |
| 2 | Middle | 15 | 5 | DFT-s-OFDM QPSK | Inner_Full | 12_6 | 1882.5 | 376500 | 22.00 | 21.16 |
| 3 | Low | 15 | 5 | DFT-s-OFDM QPSK | Inner_Full | 12_6 | 1852.5 | 370500 | 22.00 | 21.12 |
| 4 | High | 15 | 20 | DFT-s-OFDM QPSK | Inner_Full | 50_25 | 1905 | 381000 | 22.00 | 21.11 |
| 5 | Middle | 15 | 20 | DFT-s-OFDM QPSK | Inner_Full | 50_25 | 1882.5 | 376500 | 22.00 | 21.13 |
| 6 | Low | 15 | 20 | DFT-s-OFDM QPSK | Inner_Full | 50_25 | 1860 | 372000 | 22.00 | 21.14 |
| 7 | Middle | 15 | 5 | DFT-s-OFDM Pi/2 BPSK1 | Inner_Full | 12_6 | 1882.5 | 376500 | 22.00 | 21.06 |
| 8 | Middle | 15 | 5 | DFT-s-OFDM 16QAM | Inner_Full | 12_6 | 1882.5 | 376500 | 22.00 | 21.11 |
| 9 | Middle | 15 | 5 | DFT-s-OFDM 64QAM | Inner_Full | 12_6 | 1882.5 | 376500 | 22.00 | 21.14 |
| 10 | Middle | 15 | 5 | DFT-s-OFDM 256QAM | Inner_Full | 12_6 | 1882.5 | 376500 | 20.50 | 19.78 |
| 11 | Middle | 15 | 5 | CP-OFDM QPSK | Inner_Full | 12_6 | 1882.5 | 376500 | 22.00 | 21.06 |
| 12 | Middle | 15 | 5 | CP-OFDM 16QAM | Inner_Full | 12_6 | 1882.5 | 376500 | 22.00 | 21.12 |
| 13 | Middle | 15 | 5 | CP-OFDM 64QAM | Inner_Full | 12_6 | 1882.5 | 376500 | 21.50 | 20.50 |
| 14 | Middle | 15 | 5 | CP-OFDM 256QAM | Inner_Full | 12_6 | 1882.5 | 376500 | 18.50 | 17.65 |
| 15 | Middle | 15 | 5 | DFT-s-OFDM QPSK | Edge_Full_Right | 2_23 | 1882.5 | 376500 | 22.00 | 21.10 |
| 16 | Middle | 15 | 5 | DFT-s-OFDM QPSK | Edge_Full_Left | 2_0 | 1882.5 | 376500 | 22.00 | 21.12 |
| 17 | Middle | 15 | 5 | DFT-s-OFDM QPSK | Edge_1RB_Right | 1_24 | 1882.5 | 376500 | 22.00 | 21.12 |
| 18 | Middle | 15 | 5 | DFT-s-OFDM QPSK | Edge_1RB_Left | 1_0 | 1882.5 | 376500 | 22.00 | 21.09 |
| 19 | Middle | 15 | 5 | DFT-s-OFDM QPSK | Inner_1RB_Right | 1_23 | 1882.5 | 376500 | 22.00 | 21.08 |
| 20 | Middle | 15 | 5 | DFT-s-OFDM QPSK | Inner_1RB_Left | 1_1 | 1882.5 | 376500 | 22.00 | 21.14 |
| 21 | Middle | 15 | 5 | DFT-s-OFDM QPSK | Outer_Full | 25_0 | 1882.5 | 376500 | 22.00 | 21.08 |
| 22 | Middle | 15 | 10 | DFT-s-OFDM QPSK | Inner_Full | 25_12 | 1882.5 | 376500 | 22.00 | 21.09 |
| 23 | Middle | 15 | 15 | DFT-s-OFDM QPSK | Inner_Full | 36_18 | 1882.5 | 376500 | 22.00 | 21.12 |

| No. | Test Freq Description | 5G-n30 | | | | | | | Tune up | Power Results (dBm) |
|-----|-----------------------|-----------|-------------|-----------------------|-----------------|-------|---------------------|-------------|---------|---------------------|
| | | SCS (kHz) | NR BW (MHz) | Modulation | RB allocation | | NR Test Freq. (MHz) | NR Test CH. | | n30 |
| 1 | High | 15 | 5 | DFT-s-OFDM QPSK | Inner_Full | 12_6 | 2312.5 | 462500 | 19.00 | 18.07 |
| 2 | Middle | 15 | 5 | DFT-s-OFDM QPSK | Inner_Full | 12_6 | 2310 | 462000 | 19.00 | 18.08 |
| 3 | Low | 15 | 5 | DFT-s-OFDM QPSK | Inner_Full | 12_6 | 2307.5 | 461500 | 19.00 | 18.05 |
| 4 | Middle | 15 | 20 | DFT-s-OFDM QPSK | Inner_Full | 25_12 | 2310 | 462000 | 19.00 | 18.04 |
| 5 | Middle | 15 | 5 | DFT-s-OFDM Pi/2 BPSK1 | Inner_Full | 12_6 | 2310 | 462000 | 19.00 | 18.05 |
| 6 | Middle | 15 | 5 | DFT-s-OFDM 16QAM | Inner_Full | 12_6 | 2310 | 462000 | 19.00 | 18.02 |
| 7 | Middle | 15 | 5 | DFT-s-OFDM 64QAM | Inner_Full | 12_6 | 2310 | 462000 | 19.00 | 18.00 |
| 8 | Middle | 15 | 5 | DFT-s-OFDM 256QAM | Inner_Full | 12_6 | 2310 | 462000 | 19.00 | 18.01 |
| 9 | Middle | 15 | 5 | CP-OFDM QPSK | Inner_Full | 12_6 | 2310 | 462000 | 19.00 | 17.94 |
| 10 | Middle | 15 | 5 | CP-OFDM 16QAM | Inner_Full | 12_6 | 2310 | 462000 | 19.00 | 18.03 |
| 11 | Middle | 15 | 5 | CP-OFDM 64QAM | Inner_Full | 12_6 | 2310 | 462000 | 19.00 | 17.90 |
| 12 | Middle | 15 | 5 | CP-OFDM 256QAM | Inner_Full | 12_6 | 2310 | 462000 | 18.00 | 17.02 |
| 13 | Middle | 15 | 5 | DFT-s-OFDM QPSK | Edge_Full_Right | 2_23 | 2310 | 462000 | 19.00 | 18.00 |
| 14 | Middle | 15 | 5 | DFT-s-OFDM QPSK | Edge_Full_Left | 2_0 | 2310 | 462000 | 19.00 | 18.03 |
| 15 | Middle | 15 | 5 | DFT-s-OFDM QPSK | Edge_1RB_Right | 1_24 | 2310 | 462000 | 19.00 | 18.02 |
| 16 | Middle | 15 | 5 | DFT-s-OFDM QPSK | Edge_1RB_Left | 1_0 | 2310 | 462000 | 19.00 | 18.01 |
| 17 | Middle | 15 | 5 | DFT-s-OFDM QPSK | Inner_1RB_Right | 1_23 | 2310 | 462000 | 19.00 | 18.06 |
| 18 | Middle | 15 | 5 | DFT-s-OFDM QPSK | Inner_1RB_Left | 1_1 | 2310 | 462000 | 19.00 | 18.04 |
| 19 | Middle | 15 | 5 | DFT-s-OFDM QPSK | Outer_Full | 25_0 | 2310 | 462000 | 19.00 | 18.01 |

| No. | Test Freq Description | 5G-n30 | | | | | | | Tune up | Power Results (dBm) n30 |
|-----|-----------------------|-----------|-------------|-----------------------|-----------------|-------|---------------------|-------------|---------|----------------------------|
| | | SCS (kHz) | NR BW (MHz) | Modulation | RB allocation | | NR Test Freq. (MHz) | NR Test CH. | | |
| 1 | High | 15 | 5 | DFT-s-OFDM QPSK | Inner_Full | 12_6 | 2312.5 | 462500 | 22.00 | 21.29 |
| 2 | Middle | 15 | 5 | DFT-s-OFDM QPSK | Inner_Full | 12_6 | 2310 | 462000 | 22.00 | 21.30 |
| 3 | Low | 15 | 5 | DFT-s-OFDM QPSK | Inner_Full | 12_6 | 2307.5 | 461500 | 22.00 | 21.27 |
| 4 | Middle | 15 | 20 | DFT-s-OFDM QPSK | Inner_Full | 25_12 | 2310 | 462000 | 22.00 | 21.25 |
| 5 | Middle | 15 | 5 | DFT-s-OFDM Pi/2 BPSK1 | Inner_Full | 12_6 | 2310 | 462000 | 22.00 | 21.27 |
| 6 | Middle | 15 | 5 | DFT-s-OFDM 16QAM | Inner_Full | 12_6 | 2310 | 462000 | 22.00 | 21.23 |
| 7 | Middle | 15 | 5 | DFT-s-OFDM 64QAM | Inner_Full | 12_6 | 2310 | 462000 | 22.00 | 21.19 |
| 8 | Middle | 15 | 5 | DFT-s-OFDM 256QAM | Inner_Full | 12_6 | 2310 | 462000 | 20.50 | 19.15 |
| 9 | Middle | 15 | 5 | CP-OFDM QPSK | Inner_Full | 12_6 | 2310 | 462000 | 22.00 | 21.13 |
| 10 | Middle | 15 | 5 | CP-OFDM 16QAM | Inner_Full | 12_6 | 2310 | 462000 | 22.00 | 21.24 |
| 11 | Middle | 15 | 5 | CP-OFDM 64QAM | Inner_Full | 12_6 | 2310 | 462000 | 20.50 | 20.03 |
| 12 | Middle | 15 | 5 | CP-OFDM 256QAM | Inner_Full | 12_6 | 2310 | 462000 | 18.50 | 17.03 |
| 13 | Middle | 15 | 5 | DFT-s-OFDM QPSK | Edge_Full_Right | 2_23 | 2310 | 462000 | 22.00 | 21.20 |
| 14 | Middle | 15 | 5 | DFT-s-OFDM QPSK | Edge_Full_Left | 2_0 | 2310 | 462000 | 22.00 | 21.24 |
| 15 | Middle | 15 | 5 | DFT-s-OFDM QPSK | Edge_1RB_Right | 1_24 | 2310 | 462000 | 22.00 | 21.23 |
| 16 | Middle | 15 | 5 | DFT-s-OFDM QPSK | Edge_1RB_Left | 1_0 | 2310 | 462000 | 22.00 | 21.22 |
| 17 | Middle | 15 | 5 | DFT-s-OFDM QPSK | Inner_1RB_Right | 1_23 | 2310 | 462000 | 22.00 | 21.28 |
| 18 | Middle | 15 | 5 | DFT-s-OFDM QPSK | Inner_1RB_Left | 1_1 | 2310 | 462000 | 22.00 | 21.25 |
| 19 | Middle | 15 | 5 | DFT-s-OFDM QPSK | Outer_Full | 25_0 | 2310 | 462000 | 22.00 | 21.22 |

| No. | Test Freq Description | 5G-n30 | | | | | | | Tune up | Power Results (dBm) n30 |
|-----|-----------------------|-----------|-------------|-----------------------|-----------------|-------|---------------------|-------------|---------|----------------------------|
| | | SCS (kHz) | NR BW (MHz) | Modulation | RB allocation | | NR Test Freq. (MHz) | NR Test CH. | | |
| 1 | High | 15 | 5 | DFT-s-OFDM QPSK | Inner_Full | 12_6 | 2312.5 | 462500 | 21.00 | 20.29 |
| 2 | Middle | 15 | 5 | DFT-s-OFDM QPSK | Inner_Full | 12_6 | 2310 | 462000 | 21.00 | 20.30 |
| 3 | Low | 15 | 5 | DFT-s-OFDM QPSK | Inner_Full | 12_6 | 2307.5 | 461500 | 21.00 | 20.27 |
| 4 | Middle | 15 | 20 | DFT-s-OFDM QPSK | Inner_Full | 25_12 | 2310 | 462000 | 21.00 | 20.25 |
| 5 | Middle | 15 | 5 | DFT-s-OFDM Pi/2 BPSK1 | Inner_Full | 12_6 | 2310 | 462000 | 21.00 | 20.27 |
| 6 | Middle | 15 | 5 | DFT-s-OFDM 16QAM | Inner_Full | 12_6 | 2310 | 462000 | 21.00 | 20.24 |
| 7 | Middle | 15 | 5 | DFT-s-OFDM 64QAM | Inner_Full | 12_6 | 2310 | 462000 | 21.00 | 20.20 |
| 8 | Middle | 15 | 5 | DFT-s-OFDM 256QAM | Inner_Full | 12_6 | 2310 | 462000 | 20.50 | 19.28 |
| 9 | Middle | 15 | 5 | CP-OFDM QPSK | Inner_Full | 12_6 | 2310 | 462000 | 21.00 | 20.28 |
| 10 | Middle | 15 | 5 | CP-OFDM 16QAM | Inner_Full | 12_6 | 2310 | 462000 | 21.00 | 20.26 |
| 11 | Middle | 15 | 5 | CP-OFDM 64QAM | Inner_Full | 12_6 | 2310 | 462000 | 21.00 | 20.18 |
| 12 | Middle | 15 | 5 | CP-OFDM 256QAM | Inner_Full | 12_6 | 2310 | 462000 | 18.50 | 17.25 |
| 13 | Middle | 15 | 5 | DFT-s-OFDM QPSK | Edge_Full_Right | 2_23 | 2310 | 462000 | 21.00 | 20.16 |
| 14 | Middle | 15 | 5 | DFT-s-OFDM QPSK | Edge_Full_Left | 2_0 | 2310 | 462000 | 21.00 | 20.10 |
| 15 | Middle | 15 | 5 | DFT-s-OFDM QPSK | Edge_1RB_Right | 1_24 | 2310 | 462000 | 21.00 | 20.11 |
| 16 | Middle | 15 | 5 | DFT-s-OFDM QPSK | Edge_1RB_Left | 1_0 | 2310 | 462000 | 21.00 | 20.14 |
| 17 | Middle | 15 | 5 | DFT-s-OFDM QPSK | Inner_1RB_Right | 1_23 | 2310 | 462000 | 21.00 | 20.20 |
| 18 | Middle | 15 | 5 | DFT-s-OFDM QPSK | Inner_1RB_Left | 1_1 | 2310 | 462000 | 21.00 | 20.10 |
| 19 | Middle | 15 | 5 | DFT-s-OFDM QPSK | Outer_Full | 25_0 | 2310 | 462000 | 21.00 | 20.11 |

| No. | Test Freq Description | 5G-n66 | | | | | | | Tune up | Power Results (dBm) n66 |
|-----|-----------------------|-----------|-------------|-----------------------|-----------------|-------|---------------------|-------------|---------|----------------------------|
| | | SCS (kHz) | NR BW (MHz) | Modulation | RB allocation | | NR Test Freq. (MHz) | NR Test CH. | | |
| 1 | High | 15 | 5 | DFT-s-OFDM QPSK | Inner_Full | 12_6 | 1777.5 | 355500 | 18.00 | 17.12 |
| 2 | Middle | 15 | 5 | DFT-s-OFDM QPSK | Inner_Full | 12_6 | 1745 | 349000 | 18.00 | 17.18 |
| 3 | Low | 15 | 5 | DFT-s-OFDM QPSK | Inner_Full | 12_6 | 1712.5 | 342500 | 18.00 | 17.16 |
| 4 | High | 15 | 20 | DFT-s-OFDM QPSK | Inner_Full | 50_25 | 1770 | 354000 | 18.00 | 17.10 |
| 5 | Middle | 15 | 20 | DFT-s-OFDM QPSK | Inner_Full | 50_25 | 1745 | 349000 | 18.00 | 17.12 |
| 6 | Low | 15 | 20 | DFT-s-OFDM QPSK | Inner_Full | 50_25 | 1720 | 344000 | 18.00 | 17.10 |
| 7 | Middle | 15 | 5 | DFT-s-OFDM Pi/2 BPSK1 | Inner_Full | 12_6 | 1745 | 349000 | 18.00 | 17.09 |
| 8 | Middle | 15 | 5 | DFT-s-OFDM 16QAM | Inner_Full | 12_6 | 1745 | 349000 | 18.00 | 17.13 |
| 9 | Middle | 15 | 5 | DFT-s-OFDM 64QAM | Inner_Full | 12_6 | 1745 | 349000 | 18.00 | 17.14 |
| 10 | Middle | 15 | 5 | DFT-s-OFDM 256QAM | Inner_Full | 12_6 | 1745 | 349000 | 18.00 | 17.09 |
| 11 | Middle | 15 | 5 | CP-OFDM QPSK | Inner_Full | 12_6 | 1745 | 349000 | 18.00 | 17.11 |
| 12 | Middle | 15 | 5 | CP-OFDM 16QAM | Inner_Full | 12_6 | 1745 | 349000 | 18.00 | 17.11 |
| 13 | Middle | 15 | 5 | CP-OFDM 64QAM | Inner_Full | 12_6 | 1745 | 349000 | 18.00 | 17.04 |
| 14 | Middle | 15 | 5 | CP-OFDM 256QAM | Inner_Full | 12_6 | 1745 | 349000 | 18.00 | 17.08 |
| 15 | Middle | 15 | 5 | DFT-s-OFDM QPSK | Edge_Full_Right | 2_23 | 1745 | 349000 | 18.00 | 17.07 |
| 16 | Middle | 15 | 5 | DFT-s-OFDM QPSK | Edge_Full_Left | 2_0 | 1745 | 349000 | 18.00 | 17.04 |
| 17 | Middle | 15 | 5 | DFT-s-OFDM QPSK | Edge_1RB_Right | 1_24 | 1745 | 349000 | 18.00 | 17.01 |
| 18 | Middle | 15 | 5 | DFT-s-OFDM QPSK | Edge_1RB_Left | 1_0 | 1745 | 349000 | 18.00 | 16.97 |
| 19 | Middle | 15 | 5 | DFT-s-OFDM QPSK | Inner_1RB_Right | 1_23 | 1745 | 349000 | 18.00 | 16.96 |
| 20 | Middle | 15 | 5 | DFT-s-OFDM QPSK | Inner_1RB_Left | 1_1 | 1745 | 349000 | 18.00 | 17.07 |
| 21 | Middle | 15 | 5 | DFT-s-OFDM QPSK | Outer_Full | 25_0 | 1745 | 349000 | 18.00 | 16.95 |
| 22 | Middle | 15 | 10 | DFT-s-OFDM QPSK | Inner_Full | 25_12 | 1745 | 349000 | 18.00 | 17.03 |
| 23 | Middle | 15 | 15 | DFT-s-OFDM QPSK | Inner_Full | 36_18 | 1745 | 349000 | 18.00 | 17.01 |
| 24 | Middle | 15 | 20 | DFT-s-OFDM QPSK | Inner_Full | 50_25 | 1745 | 349000 | 18.00 | 17.10 |

| No. | Test Freq Description | 5G-n66 | | | | | | Tune up | Power Results (dBm) | |
|-----|-----------------------|-----------|-------------|-----------------------|-----------------|-------|---------------------|---------|---------------------|-------|
| | | SCS (kHz) | NR BW (MHz) | Modulation | RB allocation | | NR Test Freq. (MHz) | | NR Test CH. | n66 |
| 1 | High | 15 | 5 | DFT-s-OFDM QPSK | Inner_Full | 12_6 | 1777.5 | 355500 | 23.50 | 22.46 |
| 2 | Middle | 15 | 5 | DFT-s-OFDM QPSK | Inner_Full | 12_6 | 1745 | 349000 | 23.50 | 22.56 |
| 3 | Low | 15 | 5 | DFT-s-OFDM QPSK | Inner_Full | 12_6 | 1712.5 | 342500 | 23.50 | 22.55 |
| 4 | High | 15 | 20 | DFT-s-OFDM QPSK | Inner_Full | 50_25 | 1770 | 354000 | 23.50 | 22.43 |
| 5 | Middle | 15 | 20 | DFT-s-OFDM QPSK | Inner_Full | 50_25 | 1745 | 349000 | 23.50 | 22.46 |
| 6 | Low | 15 | 20 | DFT-s-OFDM QPSK | Inner_Full | 50_25 | 1720 | 344000 | 23.50 | 22.44 |
| 7 | Middle | 15 | 5 | DFT-s-OFDM PI/2 BPSK1 | Inner_Full | 12_6 | 1745 | 349000 | 23.50 | 22.62 |
| 8 | Middle | 15 | 5 | DFT-s-OFDM 16QAM | Inner_Full | 12_6 | 1745 | 349000 | 23.50 | 22.67 |
| 9 | Middle | 15 | 5 | DFT-s-OFDM 64QAM | Inner_Full | 12_6 | 1745 | 349000 | 22.50 | 21.51 |
| 10 | Middle | 15 | 5 | DFT-s-OFDM 256QAM | Inner_Full | 12_6 | 1745 | 349000 | 20.50 | 19.62 |
| 11 | Middle | 15 | 5 | CP-OFDM QPSK | Inner_Full | 12_6 | 1745 | 349000 | 23.50 | 22.48 |
| 12 | Middle | 15 | 5 | CP-OFDM 16QAM | Inner_Full | 12_6 | 1745 | 349000 | 23.00 | 22.23 |
| 13 | Middle | 15 | 5 | CP-OFDM 64QAM | Inner_Full | 12_6 | 1745 | 349000 | 21.50 | 20.53 |
| 14 | Middle | 15 | 5 | CP-OFDM 256QAM | Inner_Full | 12_6 | 1745 | 349000 | 18.50 | 17.43 |
| 15 | Middle | 15 | 5 | DFT-s-OFDM QPSK | Edge_Full_Right | 2_23 | 1745 | 349000 | 23.50 | 22.53 |
| 16 | Middle | 15 | 5 | DFT-s-OFDM QPSK | Edge_Full_Left | 2_0 | 1745 | 349000 | 23.50 | 22.54 |
| 17 | Middle | 15 | 5 | DFT-s-OFDM QPSK | Edge_1RB_Right | 1_24 | 1745 | 349000 | 23.50 | 22.51 |
| 18 | Middle | 15 | 5 | DFT-s-OFDM QPSK | Edge_1RB_Left | 1_0 | 1745 | 349000 | 23.50 | 22.47 |
| 19 | Middle | 15 | 5 | DFT-s-OFDM QPSK | Inner_1RB_Right | 1_23 | 1745 | 349000 | 23.50 | 22.54 |
| 20 | Middle | 15 | 5 | DFT-s-OFDM QPSK | Inner_1RB_Left | 1_1 | 1745 | 349000 | 23.50 | 22.52 |
| 21 | Middle | 15 | 5 | DFT-s-OFDM QPSK | Outer_Full | 25_0 | 1745 | 349000 | 23.50 | 22.59 |
| 22 | Middle | 15 | 10 | DFT-s-OFDM QPSK | Inner_Full | 25_12 | 1745 | 349000 | 23.50 | 22.51 |
| 23 | Middle | 15 | 15 | DFT-s-OFDM QPSK | Inner_Full | 36_18 | 1745 | 349000 | 23.50 | 22.49 |
| 24 | Middle | 15 | 20 | DFT-s-OFDM QPSK | Inner_Full | 50_25 | 1745 | 349000 | 23.50 | 22.50 |

| No. | Test Freq Description | 5G-n66 | | | | | | Tune up | Power Results (dBm) | |
|-----|-----------------------|-----------|-------------|-----------------------|-----------------|-------|---------------------|---------|---------------------|-------|
| | | SCS (kHz) | NR BW (MHz) | Modulation | RB allocation | | NR Test Freq. (MHz) | | NR Test CH. | n66 |
| 1 | High | 15 | 5 | DFT-s-OFDM QPSK | Inner_Full | 12_6 | 1777.5 | 355500 | 23.00 | 22.31 |
| 2 | Middle | 15 | 5 | DFT-s-OFDM QPSK | Inner_Full | 12_6 | 1745 | 349000 | 23.00 | 22.32 |
| 3 | Low | 15 | 5 | DFT-s-OFDM QPSK | Inner_Full | 12_6 | 1712.5 | 342500 | 23.00 | 22.21 |
| 4 | High | 15 | 20 | DFT-s-OFDM QPSK | Inner_Full | 50_25 | 1770 | 354000 | 23.00 | 22.16 |
| 5 | Middle | 15 | 20 | DFT-s-OFDM QPSK | Inner_Full | 50_25 | 1745 | 349000 | 23.00 | 22.13 |
| 6 | Low | 15 | 20 | DFT-s-OFDM QPSK | Inner_Full | 50_25 | 1720 | 344000 | 23.00 | 22.18 |
| 7 | Middle | 15 | 5 | DFT-s-OFDM PI/2 BPSK1 | Inner_Full | 12_6 | 1745 | 349000 | 23.00 | 22.26 |
| 8 | Middle | 15 | 5 | DFT-s-OFDM 16QAM | Inner_Full | 12_6 | 1745 | 349000 | 23.00 | 22.28 |
| 9 | Middle | 15 | 5 | DFT-s-OFDM 64QAM | Inner_Full | 12_6 | 1745 | 349000 | 22.50 | 21.33 |
| 10 | Middle | 15 | 5 | DFT-s-OFDM 256QAM | Inner_Full | 12_6 | 1745 | 349000 | 20.50 | 19.31 |
| 11 | Middle | 15 | 5 | CP-OFDM QPSK | Inner_Full | 12_6 | 1745 | 349000 | 23.00 | 22.45 |
| 12 | Middle | 15 | 5 | CP-OFDM 16QAM | Inner_Full | 12_6 | 1745 | 349000 | 23.00 | 21.86 |
| 13 | Middle | 15 | 5 | CP-OFDM 64QAM | Inner_Full | 12_6 | 1745 | 349000 | 21.50 | 20.36 |
| 14 | Middle | 15 | 5 | CP-OFDM 256QAM | Inner_Full | 12_6 | 1745 | 349000 | 18.50 | 17.54 |
| 15 | Middle | 15 | 5 | DFT-s-OFDM QPSK | Edge_Full_Right | 2_23 | 1745 | 349000 | 23.00 | 21.88 |
| 16 | Middle | 15 | 5 | DFT-s-OFDM QPSK | Edge_Full_Left | 2_0 | 1745 | 349000 | 23.00 | 21.86 |
| 17 | Middle | 15 | 5 | DFT-s-OFDM QPSK | Edge_1RB_Right | 1_24 | 1745 | 349000 | 23.00 | 21.81 |
| 18 | Middle | 15 | 5 | DFT-s-OFDM QPSK | Edge_1RB_Left | 1_0 | 1745 | 349000 | 23.00 | 21.79 |
| 19 | Middle | 15 | 5 | DFT-s-OFDM QPSK | Inner_1RB_Right | 1_23 | 1745 | 349000 | 23.00 | 22.29 |
| 20 | Middle | 15 | 5 | DFT-s-OFDM QPSK | Inner_1RB_Left | 1_1 | 1745 | 349000 | 23.00 | 22.26 |
| 21 | Middle | 15 | 5 | DFT-s-OFDM QPSK | Outer_Full | 25_0 | 1745 | 349000 | 23.00 | 21.89 |
| 22 | Middle | 15 | 10 | DFT-s-OFDM QPSK | Inner_Full | 25_12 | 1745 | 349000 | 23.00 | 22.26 |
| 23 | Middle | 15 | 15 | DFT-s-OFDM QPSK | Inner_Full | 36_18 | 1745 | 349000 | 23.00 | 22.24 |
| 24 | Middle | 15 | 20 | DFT-s-OFDM QPSK | Inner_Full | 50_25 | 1745 | 349000 | 23.00 | 22.25 |

| No. | Test Freq Description | 5G-n66 | | | | | | | Tune up | Power Results |
|-----|-----------------------|-----------|-------------|-----------------------|-----------------|-------|---------------------|-------------|---------|---------------|
| | | SCS (kHz) | NR BW (MHz) | Modulation | RB allocation | | NR Test Freq. (MHz) | NR Test CH. | | n66 |
| 1 | High | 15 | 5 | DFT-s-OFDM QPSK | Inner_Full | 12_6 | 1777.5 | 355500 | 24.00 | 23.05 |
| 2 | Middle | 15 | 5 | DFT-s-OFDM QPSK | Inner_Full | 12_6 | 1745 | 349000 | 24.00 | 23.13 |
| 3 | Low | 15 | 5 | DFT-s-OFDM QPSK | Inner_Full | 12_6 | 1712.5 | 342500 | 24.00 | 23.11 |
| 4 | High | 15 | 20 | DFT-s-OFDM QPSK | Inner_Full | 50_25 | 1770 | 354000 | 24.00 | 23.02 |
| 5 | Middle | 15 | 20 | DFT-s-OFDM QPSK | Inner_Full | 50_25 | 1745 | 349000 | 24.00 | 23.05 |
| 6 | Low | 15 | 20 | DFT-s-OFDM QPSK | Inner_Full | 50_25 | 1720 | 344000 | 24.00 | 23.03 |
| 7 | Middle | 15 | 5 | DFT-s-OFDM Pi/2 BPSK1 | Inner_Full | 12_6 | 1745 | 349000 | 24.00 | 23.06 |
| 8 | Middle | 15 | 5 | DFT-s-OFDM 16QAM | Inner_Full | 12_6 | 1745 | 349000 | 24.00 | 23.06 |
| 9 | Middle | 15 | 5 | DFT-s-OFDM 64QAM | Inner_Full | 12_6 | 1745 | 349000 | 22.50 | 21.56 |
| 10 | Middle | 15 | 5 | DFT-s-OFDM 256QAM | Inner_Full | 12_6 | 1745 | 349000 | 20.50 | 19.84 |
| 11 | Middle | 15 | 5 | CP-OFDM QPSK | Inner_Full | 12_6 | 1745 | 349000 | 23.50 | 22.64 |
| 12 | Middle | 15 | 5 | CP-OFDM 16QAM | Inner_Full | 12_6 | 1745 | 349000 | 23.00 | 22.10 |
| 13 | Middle | 15 | 5 | CP-OFDM 64QAM | Inner_Full | 12_6 | 1745 | 349000 | 21.50 | 20.58 |
| 14 | Middle | 15 | 5 | CP-OFDM 256QAM | Inner_Full | 12_6 | 1745 | 349000 | 18.50 | 17.55 |
| 15 | Middle | 15 | 5 | DFT-s-OFDM QPSK | Edge_Full_Right | 2_23 | 1745 | 349000 | 24.00 | 22.68 |
| 16 | Middle | 15 | 5 | DFT-s-OFDM QPSK | Edge_Full_Left | 2_0 | 1745 | 349000 | 24.00 | 22.66 |
| 17 | Middle | 15 | 5 | DFT-s-OFDM QPSK | Edge_1RB_Right | 1_24 | 1745 | 349000 | 24.00 | 22.60 |
| 18 | Middle | 15 | 5 | DFT-s-OFDM QPSK | Edge_1RB_Left | 1_0 | 1745 | 349000 | 24.00 | 22.58 |
| 19 | Middle | 15 | 5 | DFT-s-OFDM QPSK | Inner_1RB_Right | 1_23 | 1745 | 349000 | 24.00 | 23.10 |
| 20 | Middle | 15 | 5 | DFT-s-OFDM QPSK | Inner_1RB_Left | 1_1 | 1745 | 349000 | 24.00 | 23.07 |
| 21 | Middle | 15 | 5 | DFT-s-OFDM QPSK | Outer_Full | 25_0 | 1745 | 349000 | 24.00 | 22.69 |
| 22 | Middle | 15 | 10 | DFT-s-OFDM QPSK | Inner_Full | 25_12 | 1745 | 349000 | 24.00 | 23.07 |
| 23 | Middle | 15 | 15 | DFT-s-OFDM QPSK | Inner_Full | 36_18 | 1745 | 349000 | 24.00 | 23.05 |
| 24 | Middle | 15 | 20 | DFT-s-OFDM QPSK | Inner_Full | 50_25 | 1745 | 349000 | 24.00 | 23.06 |

| No. | Test Freq Description | 5G-n71 | | | | | | | Tune up | Power Results |
|-----|-----------------------|-----------|-------------|-----------------------|-----------------|-------|---------------------|-------------|---------|---------------|
| | | SCS (kHz) | NR BW (MHz) | Modulation | RB allocation | | NR Test Freq. (MHz) | NR Test CH. | | n71 |
| 1 | High | 15 | 5 | DFT-s-OFDM QPSK | Inner_Full | 12_6 | 695.5 | 139100 | 22.50 | 21.41 |
| 2 | Middle | 15 | 5 | DFT-s-OFDM QPSK | Inner_Full | 12_6 | 680.5 | 136100 | 22.50 | 21.45 |
| 3 | Low | 15 | 5 | DFT-s-OFDM QPSK | Inner_Full | 12_6 | 665.5 | 133100 | 22.50 | 21.41 |
| 4 | High | 15 | 20 | DFT-s-OFDM QPSK | Inner_Full | 50_25 | 688 | 137600 | 22.50 | 21.32 |
| 5 | Middle | 15 | 20 | DFT-s-OFDM QPSK | Inner_Full | 50_25 | 680.5 | 136100 | 22.50 | 21.36 |
| 6 | Low | 15 | 20 | DFT-s-OFDM QPSK | Inner_Full | 50_25 | 673 | 134600 | 22.50 | 21.42 |
| 7 | Middle | 15 | 5 | DFT-s-OFDM Pi/2 BPSK1 | Inner_Full | 12_6 | 680.5 | 136100 | 22.50 | 21.39 |
| 8 | Middle | 15 | 5 | DFT-s-OFDM 16QAM | Inner_Full | 12_6 | 680.5 | 136100 | 22.50 | 21.40 |
| 9 | Middle | 15 | 5 | DFT-s-OFDM 64QAM | Inner_Full | 12_6 | 680.5 | 136100 | 22.50 | 21.42 |
| 10 | Middle | 15 | 5 | DFT-s-OFDM 256QAM | Inner_Full | 12_6 | 680.5 | 136100 | 20.50 | 19.38 |
| 11 | Middle | 15 | 5 | CP-OFDM QPSK | Inner_Full | 12_6 | 680.5 | 136100 | 22.50 | 21.31 |
| 12 | Middle | 15 | 5 | CP-OFDM 16QAM | Inner_Full | 12_6 | 680.5 | 136100 | 22.50 | 21.47 |
| 13 | Middle | 15 | 5 | CP-OFDM 64QAM | Inner_Full | 12_6 | 680.5 | 136100 | 21.50 | 20.24 |
| 14 | Middle | 15 | 5 | CP-OFDM 256QAM | Inner_Full | 12_6 | 680.5 | 136100 | 18.50 | 17.30 |
| 15 | Middle | 15 | 5 | DFT-s-OFDM QPSK | Edge_Full_Right | 2_23 | 680.5 | 136100 | 22.50 | 21.45 |
| 16 | Middle | 15 | 5 | DFT-s-OFDM QPSK | Edge_Full_Left | 2_0 | 680.5 | 136100 | 22.50 | 21.39 |
| 17 | Middle | 15 | 5 | DFT-s-OFDM QPSK | Edge_1RB_Right | 1_24 | 680.5 | 136100 | 22.50 | 21.33 |
| 18 | Middle | 15 | 5 | DFT-s-OFDM QPSK | Edge_1RB_Left | 1_0 | 680.5 | 136100 | 22.50 | 21.33 |
| 19 | Middle | 15 | 5 | DFT-s-OFDM QPSK | Inner_1RB_Right | 1_23 | 680.5 | 136100 | 22.50 | 21.41 |
| 20 | Middle | 15 | 5 | DFT-s-OFDM QPSK | Inner_1RB_Left | 1_1 | 680.5 | 136100 | 22.50 | 21.37 |
| 21 | Middle | 15 | 5 | DFT-s-OFDM QPSK | Outer_Full | 25_0 | 680.5 | 136100 | 22.50 | 21.40 |
| 22 | Middle | 15 | 10 | DFT-s-OFDM QPSK | Inner_Full | 25_12 | 680.5 | 136100 | 22.50 | 21.42 |
| 23 | Middle | 15 | 15 | DFT-s-OFDM QPSK | Inner_Full | 36_18 | 680.5 | 136100 | 22.50 | 21.41 |

| No. | Test Freq Description | 5G-n71 | | | | | | | Tune up | Power Results (dBm) |
|-----|-----------------------|-----------|-------------|-----------------------|-----------------|-------|---------------------|-------------|---------|---------------------|
| | | SCS (kHz) | NR BW (MHz) | Modulation | RB allocation | | NR Test Freq. (MHz) | NR Test CH. | | n71 |
| 1 | High | 15 | 5 | DFT-s-OFDM QPSK | Inner_Full | 12_6 | 695.5 | 139100 | 19.50 | 18.47 |
| 2 | Middle | 15 | 5 | DFT-s-OFDM QPSK | Inner_Full | 12_6 | 680.5 | 136100 | 19.50 | 18.50 |
| 3 | Low | 15 | 5 | DFT-s-OFDM QPSK | Inner_Full | 12_6 | 665.5 | 133100 | 19.50 | 18.46 |
| 4 | High | 15 | 20 | DFT-s-OFDM QPSK | Inner_Full | 50_25 | 688 | 137600 | 19.50 | 18.38 |
| 5 | Middle | 15 | 20 | DFT-s-OFDM QPSK | Inner_Full | 50_25 | 680.5 | 136100 | 19.50 | 18.42 |
| 6 | Low | 15 | 20 | DFT-s-OFDM QPSK | Inner_Full | 50_25 | 673 | 134600 | 19.50 | 18.48 |
| 7 | Middle | 15 | 5 | DFT-s-OFDM PI/2 BPSK1 | Inner_Full | 12_6 | 680.5 | 136100 | 19.50 | 18.45 |
| 8 | Middle | 15 | 5 | DFT-s-OFDM 16QAM | Inner_Full | 12_6 | 680.5 | 136100 | 19.50 | 18.46 |
| 9 | Middle | 15 | 5 | DFT-s-OFDM 64QAM | Inner_Full | 12_6 | 680.5 | 136100 | 19.50 | 18.48 |
| 10 | Middle | 15 | 5 | DFT-s-OFDM 256QAM | Inner_Full | 12_6 | 680.5 | 136100 | 19.50 | 18.44 |
| 11 | Middle | 15 | 5 | CP-OFDM QPSK | Inner_Full | 12_6 | 680.5 | 136100 | 19.50 | 18.38 |
| 12 | Middle | 15 | 5 | CP-OFDM 16QAM | Inner_Full | 12_6 | 680.5 | 136100 | 19.50 | 18.52 |
| 13 | Middle | 15 | 5 | CP-OFDM 64QAM | Inner_Full | 12_6 | 680.5 | 136100 | 19.50 | 18.37 |
| 14 | Middle | 15 | 5 | CP-OFDM 256QAM | Inner_Full | 12_6 | 680.5 | 136100 | 18.50 | 17.40 |
| 15 | Middle | 15 | 5 | DFT-s-OFDM QPSK | Edge_Full_Right | 2_23 | 680.5 | 136100 | 19.50 | 18.50 |
| 16 | Middle | 15 | 5 | DFT-s-OFDM QPSK | Edge_Full_Left | 2_0 | 680.5 | 136100 | 19.50 | 18.45 |
| 17 | Middle | 15 | 5 | DFT-s-OFDM QPSK | Edge_1RB_Right | 1_24 | 680.5 | 136100 | 19.50 | 18.40 |
| 18 | Middle | 15 | 5 | DFT-s-OFDM QPSK | Edge_1RB_Left | 1_0 | 680.5 | 136100 | 19.50 | 18.40 |
| 19 | Middle | 15 | 5 | DFT-s-OFDM QPSK | Inner_1RB_Right | 1_23 | 680.5 | 136100 | 19.50 | 18.47 |
| 20 | Middle | 15 | 5 | DFT-s-OFDM QPSK | Inner_1RB_Left | 1_1 | 680.5 | 136100 | 19.50 | 18.43 |
| 21 | Middle | 15 | 5 | DFT-s-OFDM QPSK | Outer_Full | 25_0 | 680.5 | 136100 | 19.50 | 18.46 |
| 22 | Middle | 15 | 10 | DFT-s-OFDM QPSK | Inner_Full | 25_12 | 680.5 | 136100 | 19.50 | 18.48 |
| 23 | Middle | 15 | 15 | DFT-s-OFDM QPSK | Inner_Full | 36_18 | 680.5 | 136100 | 19.50 | 18.47 |

| No. | Test Freq Description | 5G-n41 | | | | | | | Tune up | Power Results (dBm) |
|-----|-----------------------|-----------|-------------|-----------------------|-----------------|--------|---------------------|-------------|---------|---------------------|
| | | SCS (kHz) | NR BW (MHz) | Modulation | RB allocation | | NR Test Freq. (MHz) | NR Test CH. | | n41 |
| 1 | High | 30 | 20 | DFT-s-OFDM QPSK | Inner_Full | 25_12 | 2679.99 | 535998 | 13.5 | 12.66 |
| 2 | Middle1 | 30 | 20 | DFT-s-OFDM QPSK | Inner_Full | 25_12 | 2636.49 | 527298 | 13.5 | 12.58 |
| 3 | Middle2 | 30 | 20 | DFT-s-OFDM QPSK | Inner_Full | 25_12 | 2592.99 | 518598 | 13.5 | 12.38 |
| 4 | Middle3 | 30 | 20 | DFT-s-OFDM QPSK | Inner_Full | 25_12 | 2549.505 | 509901 | 13.5 | 12.42 |
| 5 | Low | 30 | 20 | DFT-s-OFDM QPSK | Inner_Full | 25_12 | 2506.02 | 501204 | 13.5 | 12.55 |
| 6 | High | 30 | 100 | DFT-s-OFDM QPSK | Inner_Full | 135_67 | 2640 | 528000 | 13.5 | 12.44 |
| 7 | Middle1 | 30 | 100 | DFT-s-OFDM QPSK | Inner_Full | 135_67 | 2616.495 | 523299 | 13.5 | 12.26 |
| 8 | Middle2 | 30 | 100 | DFT-s-OFDM QPSK | Inner_Full | 135_67 | 2592.99 | 518598 | 13.5 | 12.21 |
| 9 | Middle3 | 30 | 100 | DFT-s-OFDM QPSK | Inner_Full | 135_67 | 2569.5 | 513900 | 13.5 | 12.17 |
| 10 | Low | 30 | 100 | DFT-s-OFDM QPSK | Inner_Full | 135_67 | 2546.01 | 509202 | 13.5 | 12.22 |
| 11 | Middle2 | 30 | 20 | DFT-s-OFDM PI/2 BPSK1 | Inner_Full | 25_12 | 2592.99 | 518598 | 13.5 | 12.33 |
| 12 | Middle2 | 30 | 20 | DFT-s-OFDM 16QAM | Inner_Full | 25_12 | 2592.99 | 518598 | 13.5 | 12.29 |
| 13 | Middle2 | 30 | 20 | DFT-s-OFDM 64QAM | Inner_Full | 25_12 | 2592.99 | 518598 | 13.5 | 12.37 |
| 14 | Middle2 | 30 | 20 | DFT-s-OFDM 256QAM | Inner_Full | 25_12 | 2592.99 | 518598 | 13.5 | 12.36 |
| 15 | Middle2 | 30 | 20 | CP-OFDM QPSK | Inner_Full | 25_12 | 2592.99 | 518598 | 13.5 | 12.35 |
| 16 | Middle2 | 30 | 20 | CP-OFDM 16QAM | Inner_Full | 25_12 | 2592.99 | 518598 | 13.5 | 12.34 |
| 17 | Middle2 | 30 | 20 | CP-OFDM 64QAM | Inner_Full | 25_12 | 2592.99 | 518598 | 13.5 | 12.31 |
| 18 | Middle2 | 30 | 20 | CP-OFDM 256QAM | Inner_Full | 25_12 | 2592.99 | 518598 | 13.5 | 12.38 |
| 19 | Middle | 30 | 20 | DFT-s-OFDM QPSK | Edge_Full_Right | 2_49 | 2592.99 | 518598 | 13.5 | 12.42 |
| 20 | Middle | 30 | 20 | DFT-s-OFDM QPSK | Edge_Full_Left | 2_0 | 2592.99 | 518598 | 13.5 | 12.37 |
| 21 | Middle | 30 | 20 | DFT-s-OFDM QPSK | Edge_1RB_Right | 1_50 | 2592.99 | 518598 | 13.5 | 12.45 |
| 22 | Middle | 30 | 20 | DFT-s-OFDM QPSK | Edge_1RB_Left | 1_0 | 2592.99 | 518598 | 13.5 | 12.36 |
| 23 | Middle | 30 | 20 | DFT-s-OFDM QPSK | Inner_1RB_Right | 1_49 | 2592.99 | 518598 | 13.5 | 12.46 |
| 24 | Middle | 30 | 20 | DFT-s-OFDM QPSK | Inner_1RB_Left | 1_1 | 2592.99 | 518598 | 13.5 | 12.35 |
| 25 | Middle | 30 | 20 | DFT-s-OFDM QPSK | Outer_Full | 50_0 | 2592.99 | 518598 | 13.5 | 12.32 |
| 26 | Middle2 | 30 | 30 | DFT-s-OFDM QPSK | Inner_Full | 36_18 | 2592.99 | 518598 | 13.5 | 12.37 |
| 27 | Middle2 | 30 | 40 | DFT-s-OFDM QPSK | Inner_Full | 50_25 | 2592.99 | 518598 | 13.5 | 12.35 |
| 28 | Middle2 | 30 | 50 | DFT-s-OFDM QPSK | Inner_Full | 64_32 | 2592.99 | 518598 | 13.5 | 12.36 |
| 29 | Middle2 | 30 | 60 | DFT-s-OFDM QPSK | Inner_Full | 81_40 | 2592.99 | 518598 | 13.5 | 12.34 |
| 30 | Middle2 | 30 | 80 | DFT-s-OFDM QPSK | Inner_Full | 108_54 | 2592.99 | 518598 | 13.5 | 12.31 |
| 31 | Middle2 | 30 | 90 | DFT-s-OFDM QPSK | Inner_Full | 120_60 | 2592.99 | 518598 | 13.5 | 12.32 |

| No. | Test Freq Description | 5G-n41 | | | | | | | Tune up | Power Results (dBm) n41 |
|-----|-----------------------|-----------|-------------|-----------------------|-----------------|--------|---------------------|-------------|---------|----------------------------|
| | | SCS (kHz) | NR BW (MHz) | Modulation | RB allocation | | NR Test Freq. (MHz) | NR Test CH. | | |
| 1 | High | 30 | 20 | DFT-s-OFDM QPSK | Inner_Full | 25_12 | 2679.99 | 535998 | 18 | 17.18 |
| 2 | Middle1 | 30 | 20 | DFT-s-OFDM QPSK | Inner_Full | 25_12 | 2636.49 | 527298 | 18 | 17.16 |
| 3 | Middle2 | 30 | 20 | DFT-s-OFDM QPSK | Inner_Full | 25_12 | 2592.99 | 518598 | 18 | 17.20 |
| 4 | Middle3 | 30 | 20 | DFT-s-OFDM QPSK | Inner_Full | 25_12 | 2549.505 | 509901 | 18 | 17.19 |
| 5 | Low | 30 | 20 | DFT-s-OFDM QPSK | Inner_Full | 25_12 | 2506.02 | 501204 | 18 | 17.16 |
| 6 | High | 30 | 100 | DFT-s-OFDM QPSK | Inner_Full | 135_67 | 2640 | 528000 | 18 | 17.02 |
| 7 | Middle1 | 30 | 100 | DFT-s-OFDM QPSK | Inner_Full | 135_67 | 2616.495 | 523299 | 18 | 17.01 |
| 8 | Middle2 | 30 | 100 | DFT-s-OFDM QPSK | Inner_Full | 135_67 | 2592.99 | 518598 | 18 | 17.04 |
| 9 | Middle3 | 30 | 100 | DFT-s-OFDM QPSK | Inner_Full | 135_67 | 2569.5 | 513900 | 18 | 17.03 |
| 10 | Low | 30 | 100 | DFT-s-OFDM QPSK | Inner_Full | 135_67 | 2546.01 | 509202 | 18 | 17.01 |
| 11 | Middle2 | 30 | 10 | DFT-s-OFDM PI/2 BPSK1 | Inner_Full | 12_6 | 2592.99 | 518598 | 18 | 17.18 |
| 12 | Middle2 | 30 | 10 | DFT-s-OFDM 16QAM | Inner_Full | 12_6 | 2592.99 | 518598 | 18 | 17.19 |
| 13 | Middle2 | 30 | 10 | DFT-s-OFDM 64QAM | Inner_Full | 12_6 | 2592.99 | 518598 | 18 | 17.18 |
| 14 | Middle2 | 30 | 10 | DFT-s-OFDM 256QAM | Inner_Full | 12_6 | 2592.99 | 518598 | 18 | 17.19 |
| 15 | Middle2 | 30 | 10 | CP-OFDM QPSK | Inner_Full | 12_6 | 2592.99 | 518598 | 18 | 17.19 |
| 16 | Middle2 | 30 | 10 | CP-OFDM 16QAM | Inner_Full | 12_6 | 2592.99 | 518598 | 18 | 17.14 |
| 17 | Middle2 | 30 | 10 | CP-OFDM 64QAM | Inner_Full | 12_6 | 2592.99 | 518598 | 18 | 17.14 |
| 18 | Middle2 | 30 | 10 | CP-OFDM 256QAM | Inner_Full | 12_6 | 2592.99 | 518598 | 18 | 17.16 |
| 19 | Middle | 30 | 10 | DFT-s-OFDM QPSK | Edge_Full_Right | 2_22 | 2592.99 | 518598 | 18 | 17.18 |
| 20 | Middle | 30 | 10 | DFT-s-OFDM QPSK | Edge_Full_Left | 2_0 | 2592.99 | 518598 | 18 | 17.16 |
| 21 | Middle | 30 | 10 | DFT-s-OFDM QPSK | Edge_1RB_Right | 1_23 | 2592.99 | 518598 | 18 | 17.13 |
| 22 | Middle | 30 | 10 | DFT-s-OFDM QPSK | Edge_1RB_Left | 1_0 | 2592.99 | 518598 | 18 | 17.18 |
| 23 | Middle | 30 | 10 | DFT-s-OFDM QPSK | Inner_1RB_Right | 1_22 | 2592.99 | 518598 | 18 | 17.13 |
| 24 | Middle | 30 | 10 | DFT-s-OFDM QPSK | Inner_1RB_Left | 1_1 | 2592.99 | 518598 | 18 | 17.19 |
| 25 | Middle | 30 | 10 | DFT-s-OFDM QPSK | Outer_Full | 25_0 | 2592.99 | 518598 | 18 | 17.18 |
| 26 | Middle2 | 30 | 30 | DFT-s-OFDM QPSK | Inner_Full | 36_18 | 2592.99 | 518598 | 18 | 17.17 |
| 27 | Middle2 | 30 | 40 | DFT-s-OFDM QPSK | Inner_Full | 50_25 | 2592.99 | 518598 | 18 | 17.18 |
| 28 | Middle2 | 30 | 50 | DFT-s-OFDM QPSK | Inner_Full | 64_32 | 2592.99 | 518598 | 18 | 17.17 |
| 29 | Middle2 | 30 | 60 | DFT-s-OFDM QPSK | Inner_Full | 81_40 | 2592.99 | 518598 | 18 | 17.16 |
| 30 | Middle2 | 30 | 80 | DFT-s-OFDM QPSK | Inner_Full | 108_54 | 2592.99 | 518598 | 18 | 17.18 |
| 31 | Middle2 | 30 | 90 | DFT-s-OFDM QPSK | Inner_Full | 120_60 | 2592.99 | 518598 | 18 | 17.19 |

| No. | Test Freq Description | 5G-n41 | | | | | | | Tune up | Power Results (dBm) n41 |
|-----|-----------------------|-----------|-------------|-----------------------|-----------------|--------|---------------------|-------------|---------|----------------------------|
| | | SCS (kHz) | NR BW (MHz) | Modulation | RB allocation | | NR Test Freq. (MHz) | NR Test CH. | | |
| 1 | High | 30 | 20 | DFT-s-OFDM QPSK | Inner_Full | 25_12 | 2679.99 | 535998 | 16.5 | 15.59 |
| 2 | Middle1 | 30 | 20 | DFT-s-OFDM QPSK | Inner_Full | 25_12 | 2636.49 | 527298 | 16.5 | 15.57 |
| 3 | Middle2 | 30 | 20 | DFT-s-OFDM QPSK | Inner_Full | 25_12 | 2592.99 | 518598 | 16.5 | 15.63 |
| 4 | Middle3 | 30 | 20 | DFT-s-OFDM QPSK | Inner_Full | 25_12 | 2549.505 | 509901 | 16.5 | 15.60 |
| 5 | Low | 30 | 20 | DFT-s-OFDM QPSK | Inner_Full | 25_12 | 2506.02 | 501204 | 16.5 | 15.57 |
| 6 | High | 30 | 100 | DFT-s-OFDM QPSK | Inner_Full | 135_67 | 2640 | 528000 | 16.5 | 15.44 |
| 7 | Middle1 | 30 | 100 | DFT-s-OFDM QPSK | Inner_Full | 135_67 | 2616.495 | 523299 | 16.5 | 15.43 |
| 8 | Middle2 | 30 | 100 | DFT-s-OFDM QPSK | Inner_Full | 135_67 | 2592.99 | 518598 | 16.5 | 15.46 |
| 9 | Middle3 | 30 | 100 | DFT-s-OFDM QPSK | Inner_Full | 135_67 | 2569.5 | 513900 | 16.5 | 15.45 |
| 10 | Low | 30 | 100 | DFT-s-OFDM QPSK | Inner_Full | 135_67 | 2546.01 | 509202 | 16.5 | 15.43 |
| 11 | Middle2 | 30 | 10 | DFT-s-OFDM PI/2 BPSK1 | Inner_Full | 12_6 | 2592.99 | 518598 | 16.5 | 15.59 |
| 12 | Middle2 | 30 | 10 | DFT-s-OFDM 16QAM | Inner_Full | 12_6 | 2592.99 | 518598 | 16.5 | 15.60 |
| 13 | Middle2 | 30 | 10 | DFT-s-OFDM 64QAM | Inner_Full | 12_6 | 2592.99 | 518598 | 16.5 | 15.59 |
| 14 | Middle2 | 30 | 10 | DFT-s-OFDM 256QAM | Inner_Full | 12_6 | 2592.99 | 518598 | 16.5 | 15.60 |
| 15 | Middle2 | 30 | 10 | CP-OFDM QPSK | Inner_Full | 12_6 | 2592.99 | 518598 | 16.5 | 15.60 |
| 16 | Middle2 | 30 | 10 | CP-OFDM 16QAM | Inner_Full | 12_6 | 2592.99 | 518598 | 16.5 | 15.55 |
| 17 | Middle2 | 30 | 10 | CP-OFDM 64QAM | Inner_Full | 12_6 | 2592.99 | 518598 | 16.5 | 15.55 |
| 18 | Middle2 | 30 | 10 | CP-OFDM 256QAM | Inner_Full | 12_6 | 2592.99 | 518598 | 16.5 | 15.57 |
| 19 | Middle | 30 | 10 | DFT-s-OFDM QPSK | Edge_Full_Right | 2_22 | 2592.99 | 518598 | 16.5 | 15.59 |
| 20 | Middle | 30 | 10 | DFT-s-OFDM QPSK | Edge_Full_Left | 2_0 | 2592.99 | 518598 | 16.5 | 15.57 |
| 21 | Middle | 30 | 10 | DFT-s-OFDM QPSK | Edge_1RB_Right | 1_23 | 2592.99 | 518598 | 16.5 | 15.54 |
| 22 | Middle | 30 | 10 | DFT-s-OFDM QPSK | Edge_1RB_Left | 1_0 | 2592.99 | 518598 | 16.5 | 15.59 |
| 23 | Middle | 30 | 10 | DFT-s-OFDM QPSK | Inner_1RB_Right | 1_22 | 2592.99 | 518598 | 16.5 | 15.54 |
| 24 | Middle | 30 | 10 | DFT-s-OFDM QPSK | Inner_1RB_Left | 1_1 | 2592.99 | 518598 | 16.5 | 15.60 |
| 25 | Middle | 30 | 10 | DFT-s-OFDM QPSK | Outer_Full | 25_0 | 2592.99 | 518598 | 16.5 | 15.59 |
| 26 | Middle2 | 30 | 30 | DFT-s-OFDM QPSK | Inner_Full | 36_18 | 2592.99 | 518598 | 16.5 | 15.58 |
| 27 | Middle2 | 30 | 40 | DFT-s-OFDM QPSK | Inner_Full | 50_25 | 2592.99 | 518598 | 16.5 | 15.59 |
| 28 | Middle2 | 30 | 50 | DFT-s-OFDM QPSK | Inner_Full | 64_32 | 2592.99 | 518598 | 16.5 | 15.58 |
| 29 | Middle2 | 30 | 60 | DFT-s-OFDM QPSK | Inner_Full | 81_40 | 2592.99 | 518598 | 16.5 | 15.57 |
| 30 | Middle2 | 30 | 80 | DFT-s-OFDM QPSK | Inner_Full | 108_54 | 2592.99 | 518598 | 16.5 | 15.59 |
| 31 | Middle2 | 30 | 90 | DFT-s-OFDM QPSK | Inner_Full | 120_60 | 2592.99 | 518598 | 16.5 | 15.60 |

| No. | Test Freq Description | 5G-n77 | | | | | | | Tune up | Power Results (dBm) n77 |
|-----|-----------------------|-----------|-------------|-----------------------|-----------------|--------|---------------------|-------------|---------|----------------------------|
| | | SCS (kHz) | NR BW (MHz) | Modulation | RB allocation | | NR Test Freq. (MHz) | NR Test CH. | | |
| 1 | High | 30 | 20 | DFT-s-OFDM QPSK | Inner_Full | 25_12 | 3540 | 636000 | 22.50 | 22.02 |
| 2 | Middle | 30 | 20 | DFT-s-OFDM QPSK | Inner_Full | 25_12 | 3500.01 | 633334 | 22.50 | 22.08 |
| 3 | Low | 30 | 20 | DFT-s-OFDM QPSK | Inner_Full | 25_12 | 3460.02 | 630668 | 22.50 | 21.95 |
| 4 | High | 30 | 100 | DFT-s-OFDM QPSK | Inner_Full | 135_67 | 3499.98 | 633332 | 22.50 | 21.67 |
| 5 | Middle | 30 | 100 | DFT-s-OFDM QPSK | Inner_Full | 135_67 | 3500.01 | 633334 | 22.50 | 21.82 |
| 6 | Middle | 30 | 20 | DFT-s-OFDM Pi/2 BPSK1 | Inner_Full | 25_12 | 3500.01 | 633334 | 22.50 | 22.05 |
| 7 | Middle | 30 | 20 | DFT-s-OFDM 16QAM | Inner_Full | 25_12 | 3500.01 | 633334 | 22.50 | 21.92 |
| 8 | Middle | 30 | 20 | DFT-s-OFDM 64QAM | Inner_Full | 25_12 | 3500.01 | 633334 | 22.50 | 21.87 |
| 9 | Middle | 30 | 20 | DFT-s-OFDM 256QAM | Inner_Full | 25_12 | 3500.01 | 633334 | 22.50 | 21.50 |
| 10 | Middle | 30 | 20 | CP-OFDM QPSK | Inner_Full | 25_12 | 3500.01 | 633334 | 22.50 | 21.96 |
| 11 | Middle | 30 | 20 | CP-OFDM 16QAM | Inner_Full | 25_12 | 3500.01 | 633334 | 22.50 | 21.93 |
| 12 | Middle | 30 | 20 | CP-OFDM 64QAM | Inner_Full | 25_12 | 3500.01 | 633334 | 22.50 | 21.90 |
| 13 | Middle | 30 | 20 | CP-OFDM 256QAM | Inner_Full | 25_12 | 3500.01 | 633334 | 22.50 | 20.47 |
| 14 | Middle | 30 | 20 | DFT-s-OFDM QPSK | Edge_1RB_Right | 1_50 | 3500.01 | 633334 | 22.50 | 22.04 |
| 15 | Middle | 30 | 20 | DFT-s-OFDM QPSK | Edge_1RB_Left | 1_0 | 3500.01 | 633334 | 22.50 | 21.97 |
| 16 | Middle | 30 | 20 | DFT-s-OFDM QPSK | Edge_Full_Right | 2_49 | 3500.01 | 633334 | 22.50 | 22.00 |
| 17 | Middle | 30 | 20 | DFT-s-OFDM QPSK | Edge_Full_Left | 2_0 | 3500.01 | 633334 | 22.50 | 22.03 |
| 18 | Middle | 30 | 20 | DFT-s-OFDM QPSK | Inner_1RB_Right | 1_49 | 3500.01 | 633334 | 22.50 | 22.05 |
| 19 | Middle | 30 | 20 | DFT-s-OFDM QPSK | Inner_1RB_Left | 1_1 | 3500.01 | 633334 | 22.50 | 21.96 |
| 20 | Middle | 30 | 20 | DFT-s-OFDM QPSK | Outer_Full | 50_0 | 3500.01 | 633334 | 22.50 | 21.99 |
| 23 | Middle-5 | 30 | 30 | DFT-s-OFDM QPSK | Inner_Full | 36_18 | 3500.01 | 633334 | 22.50 | 22.00 |
| 24 | Middle-5 | 30 | 40 | DFT-s-OFDM QPSK | Inner_Full | 50_25 | 3500.01 | 633334 | 22.50 | 21.97 |
| 25 | Middle-5 | 30 | 60 | DFT-s-OFDM QPSK | Inner_Full | 81_40 | 3500.01 | 633334 | 22.50 | 21.93 |
| 26 | Middle-5 | 30 | 80 | DFT-s-OFDM QPSK | Inner_Full | 108_54 | 3500.01 | 633334 | 22.50 | 21.96 |

| No. | Test Freq Description | 5G-n77 | | | | | | | Tune up | Power Results (dBm) n77 |
|-----|-----------------------|-----------|-------------|-----------------------|-----------------|--------|---------------------|-------------|---------|----------------------------|
| | | SCS (kHz) | NR BW (MHz) | Modulation | RB allocation | | NR Test Freq. (MHz) | NR Test CH. | | |
| 1 | High | 30 | 20 | DFT-s-OFDM QPSK | Inner_Full | 25_12 | 3540 | 636000 | 21.50 | 20.08 |
| 2 | Middle | 30 | 20 | DFT-s-OFDM QPSK | Inner_Full | 25_12 | 3500.01 | 633334 | 21.50 | 20.14 |
| 3 | Low | 30 | 20 | DFT-s-OFDM QPSK | Inner_Full | 25_12 | 3460.02 | 630668 | 21.50 | 20.02 |
| 4 | High | 30 | 100 | DFT-s-OFDM QPSK | Inner_Full | 135_67 | 3499.98 | 633332 | 21.50 | 19.87 |
| 5 | Middle | 30 | 100 | DFT-s-OFDM QPSK | Inner_Full | 135_67 | 3500.01 | 633334 | 21.50 | 19.96 |
| 6 | Middle | 30 | 20 | DFT-s-OFDM Pi/2 BPSK1 | Inner_Full | 25_12 | 3500.01 | 633334 | 21.50 | 20.11 |
| 7 | Middle | 30 | 20 | DFT-s-OFDM 16QAM | Inner_Full | 25_12 | 3500.01 | 633334 | 21.50 | 20.00 |
| 8 | Middle | 30 | 20 | DFT-s-OFDM 64QAM | Inner_Full | 25_12 | 3500.01 | 633334 | 21.50 | 20.07 |
| 9 | Middle | 30 | 20 | DFT-s-OFDM 256QAM | Inner_Full | 25_12 | 3500.01 | 633334 | 21.50 | 20.07 |
| 10 | Middle | 30 | 20 | CP-OFDM QPSK | Inner_Full | 25_12 | 3500.01 | 633334 | 21.50 | 20.03 |
| 11 | Middle | 30 | 20 | CP-OFDM 16QAM | Inner_Full | 25_12 | 3500.01 | 633334 | 21.50 | 20.01 |
| 12 | Middle | 30 | 20 | CP-OFDM 64QAM | Inner_Full | 25_12 | 3500.01 | 633334 | 21.50 | 20.11 |
| 13 | Middle | 30 | 20 | CP-OFDM 256QAM | Inner_Full | 25_12 | 3500.01 | 633334 | 21.50 | 20.00 |
| 14 | Middle | 30 | 20 | DFT-s-OFDM QPSK | Edge_1RB_Right | 1_50 | 3500.01 | 633334 | 21.50 | 20.10 |
| 15 | Middle | 30 | 20 | DFT-s-OFDM QPSK | Edge_1RB_Left | 1_0 | 3500.01 | 633334 | 21.50 | 20.04 |
| 16 | Middle | 30 | 20 | DFT-s-OFDM QPSK | Edge_Full_Right | 2_49 | 3500.01 | 633334 | 21.50 | 20.06 |
| 17 | Middle | 30 | 20 | DFT-s-OFDM QPSK | Edge_Full_Left | 2_0 | 3500.01 | 633334 | 21.50 | 20.09 |
| 18 | Middle | 30 | 20 | DFT-s-OFDM QPSK | Inner_1RB_Right | 1_49 | 3500.01 | 633334 | 21.50 | 20.11 |
| 19 | Middle | 30 | 20 | DFT-s-OFDM QPSK | Inner_1RB_Left | 1_1 | 3500.01 | 633334 | 21.50 | 20.03 |
| 20 | Middle | 30 | 20 | DFT-s-OFDM QPSK | Outer_Full | 50_0 | 3500.01 | 633334 | 21.50 | 20.05 |
| 23 | Middle-5 | 30 | 30 | DFT-s-OFDM QPSK | Inner_Full | 36_18 | 3500.01 | 633334 | 21.50 | 20.05 |
| 24 | Middle-5 | 30 | 40 | DFT-s-OFDM QPSK | Inner_Full | 50_25 | 3500.01 | 633334 | 21.50 | 20.04 |
| 25 | Middle-5 | 30 | 60 | DFT-s-OFDM QPSK | Inner_Full | 81_40 | 3500.01 | 633334 | 21.50 | 20.00 |
| 26 | Middle-5 | 30 | 80 | DFT-s-OFDM QPSK | Inner_Full | 108_54 | 3500.01 | 633334 | 21.50 | 20.03 |

| No. | Test Freq Description | 5G-n77 | | | | | | | Tune up | Power Results (dBm) n77 |
|-----|-----------------------|-----------|-------------|-----------------------|-----------------|--------|---------------------|-------------|---------|----------------------------|
| | | SCS (kHz) | NR BW (MHz) | Modulation | RB allocation | | NR Test Freq. (MHz) | NR Test CH. | | |
| 1 | High | 30 | 20 | DFT-s-OFDM QPSK | Inner_Full | 25_12 | 3540 | 636000 | 16.50 | 15.49 |
| 2 | Middle | 30 | 20 | DFT-s-OFDM QPSK | Inner_Full | 25_12 | 3500.01 | 633334 | 16.50 | 15.53 |
| 3 | Low | 30 | 20 | DFT-s-OFDM QPSK | Inner_Full | 25_12 | 3460.02 | 630668 | 16.50 | 15.48 |
| 4 | High | 30 | 100 | DFT-s-OFDM QPSK | Inner_Full | 135_67 | 3499.98 | 633332 | 16.50 | 15.48 |
| 5 | Middle | 30 | 100 | DFT-s-OFDM QPSK | Inner_Full | 135_67 | 3500.01 | 633334 | 16.50 | 15.51 |
| 6 | Middle | 30 | 20 | DFT-s-OFDM PI/2 BPSK1 | Inner_Full | 25_12 | 3500.01 | 633334 | 16.50 | 15.49 |
| 7 | Middle | 30 | 20 | DFT-s-OFDM 16QAM | Inner_Full | 25_12 | 3500.01 | 633334 | 16.50 | 15.44 |
| 8 | Middle | 30 | 20 | DFT-s-OFDM 64QAM | Inner_Full | 25_12 | 3500.01 | 633334 | 16.50 | 15.27 |
| 9 | Middle | 30 | 20 | DFT-s-OFDM 256QAM | Inner_Full | 25_12 | 3500.01 | 633334 | 16.50 | 15.53 |
| 10 | Middle | 30 | 20 | CP-OFDM QPSK | Inner_Full | 25_12 | 3500.01 | 633334 | 16.50 | 15.42 |
| 11 | Middle | 30 | 20 | CP-OFDM 16QAM | Inner_Full | 25_12 | 3500.01 | 633334 | 16.50 | 15.46 |
| 12 | Middle | 30 | 20 | CP-OFDM 64QAM | Inner_Full | 25_12 | 3500.01 | 633334 | 16.50 | 15.47 |
| 13 | Middle | 30 | 20 | CP-OFDM 256QAM | Inner_Full | 25_12 | 3500.01 | 633334 | 16.50 | 15.50 |
| 14 | Middle | 30 | 20 | DFT-s-OFDM QPSK | Edge_1RB_Right | 1—50 | 3500.01 | 633334 | 16.50 | 15.43 |
| 15 | Middle | 30 | 20 | DFT-s-OFDM QPSK | Edge_1RB_Left | 1-0 | 3500.01 | 633334 | 16.50 | 15.50 |
| 16 | Middle | 30 | 20 | DFT-s-OFDM QPSK | Edge_Full_Right | 2_49 | 3500.01 | 633334 | 16.50 | 15.42 |
| 17 | Middle | 30 | 20 | DFT-s-OFDM QPSK | Edge_Full_Left | 2_0 | 3500.01 | 633334 | 16.50 | 15.40 |
| 18 | Middle | 30 | 20 | DFT-s-OFDM QPSK | Inner_1RB_Right | 1-49 | 3500.01 | 633334 | 16.50 | 15.41 |
| 19 | Middle | 30 | 20 | DFT-s-OFDM QPSK | Inner_1RB_Left | 1_1 | 3500.01 | 633334 | 16.50 | 15.49 |
| 20 | Middle | 30 | 20 | DFT-s-OFDM QPSK | Outer_Full | 50_0 | 3500.01 | 633334 | 16.50 | 15.34 |
| 23 | Middle-5 | 30 | 30 | DFT-s-OFDM QPSK | Inner_Full | 36_18 | 3500.01 | 633334 | 16.50 | 15.46 |
| 24 | Middle-5 | 30 | 40 | DFT-s-OFDM QPSK | Inner_Full | 50_25 | 3500.01 | 633334 | 16.50 | 15.44 |
| 25 | Middle-5 | 30 | 60 | DFT-s-OFDM QPSK | Inner_Full | 81_40 | 3500.01 | 633334 | 16.50 | 15.44 |
| 26 | Middle-5 | 30 | 80 | DFT-s-OFDM QPSK | Inner_Full | 108_54 | 3500.01 | 633334 | 16.50 | 15.46 |

| No. | Test Freq Description | 5G-n77 | | | | | | | Tune up | Power Results (dBm) n77 |
|-----|-----------------------|-----------|-------------|-----------------------|-----------------|--------|---------------------|-------------|---------|----------------------------|
| | | SCS (kHz) | NR BW (MHz) | Modulation | RB allocation | | NR Test Freq. (MHz) | NR Test CH. | | |
| 1 | High | 30 | 20 | DFT-s-OFDM QPSK | Inner_Full | 25_12 | 3540 | 636000 | 14.50 | 13.53 |
| 2 | Middle | 30 | 20 | DFT-s-OFDM QPSK | Inner_Full | 25_12 | 3500.01 | 633334 | 14.50 | 13.56 |
| 3 | Low | 30 | 20 | DFT-s-OFDM QPSK | Inner_Full | 25_12 | 3460.02 | 630668 | 14.50 | 13.52 |
| 4 | High | 30 | 100 | DFT-s-OFDM QPSK | Inner_Full | 135_67 | 3499.98 | 633332 | 14.50 | 13.52 |
| 5 | Middle | 30 | 100 | DFT-s-OFDM QPSK | Inner_Full | 135_67 | 3500.01 | 633334 | 14.50 | 13.54 |
| 6 | Middle | 30 | 20 | DFT-s-OFDM PI/2 BPSK1 | Inner_Full | 25_12 | 3500.01 | 633334 | 14.50 | 13.53 |
| 7 | Middle | 30 | 20 | DFT-s-OFDM 16QAM | Inner_Full | 25_12 | 3500.01 | 633334 | 14.50 | 13.48 |
| 8 | Middle | 30 | 20 | DFT-s-OFDM 64QAM | Inner_Full | 25_12 | 3500.01 | 633334 | 14.50 | 13.44 |
| 9 | Middle | 30 | 20 | DFT-s-OFDM 256QAM | Inner_Full | 25_12 | 3500.01 | 633334 | 14.50 | 13.45 |
| 10 | Middle | 30 | 20 | CP-OFDM QPSK | Inner_Full | 25_12 | 3500.01 | 633334 | 14.50 | 13.46 |
| 11 | Middle | 30 | 20 | CP-OFDM 16QAM | Inner_Full | 25_12 | 3500.01 | 633334 | 14.50 | 13.49 |
| 12 | Middle | 30 | 20 | CP-OFDM 64QAM | Inner_Full | 25_12 | 3500.01 | 633334 | 14.50 | 13.51 |
| 13 | Middle | 30 | 20 | CP-OFDM 256QAM | Inner_Full | 25_12 | 3500.01 | 633334 | 14.50 | 13.54 |
| 14 | Middle | 30 | 20 | DFT-s-OFDM QPSK | Edge_1RB_Right | 1—50 | 3500.01 | 633334 | 14.50 | 13.47 |
| 15 | Middle | 30 | 20 | DFT-s-OFDM QPSK | Edge_1RB_Left | 1-0 | 3500.01 | 633334 | 14.50 | 13.54 |
| 16 | Middle | 30 | 20 | DFT-s-OFDM QPSK | Edge_Full_Right | 2_49 | 3500.01 | 633334 | 14.50 | 13.46 |
| 17 | Middle | 30 | 20 | DFT-s-OFDM QPSK | Edge_Full_Left | 2_0 | 3500.01 | 633334 | 14.50 | 13.45 |
| 18 | Middle | 30 | 20 | DFT-s-OFDM QPSK | Inner_1RB_Right | 1-49 | 3500.01 | 633334 | 14.50 | 13.45 |
| 19 | Middle | 30 | 20 | DFT-s-OFDM QPSK | Inner_1RB_Left | 1_1 | 3500.01 | 633334 | 14.50 | 13.53 |
| 20 | Middle | 30 | 20 | DFT-s-OFDM QPSK | Outer_Full | 50_0 | 3500.01 | 633334 | 14.50 | 13.40 |
| 23 | Middle-5 | 30 | 30 | DFT-s-OFDM QPSK | Inner_Full | 36_18 | 3500.01 | 633334 | 14.50 | 13.49 |
| 24 | Middle-5 | 30 | 40 | DFT-s-OFDM QPSK | Inner_Full | 50_25 | 3500.01 | 633334 | 14.50 | 13.48 |
| 25 | Middle-5 | 30 | 60 | DFT-s-OFDM QPSK | Inner_Full | 81_40 | 3500.01 | 633334 | 14.50 | 13.48 |
| 26 | Middle-5 | 30 | 80 | DFT-s-OFDM QPSK | Inner_Full | 108_54 | 3500.01 | 633334 | 14.50 | 13.49 |

| No. | Test Freq Description | 5G-n77 | | | | | | | | Power Results (dBm) | |
|-----|-----------------------|-----------|-------------|-----------------------|-----------------|--------|---------------------|-------------|---------|---------------------|--|
| | | SCS (kHz) | NR BW (MHz) | Modulation | RB allocation | | NR Test Freq. (MHz) | NR Test CH. | Tune up | n77 | |
| 1 | High | 30 | 20 | DFT-s-OFDM QPSK | Inner_Full | 25_12 | 3969.990 | 664666 | 22.50 | 21.62 | |
| 2 | Middle-1 | 30 | 20 | DFT-s-OFDM QPSK | Inner_Full | 25_12 | 3918.000 | 661200 | 22.50 | 21.78 | |
| 3 | Middle-2 | 30 | 20 | DFT-s-OFDM QPSK | Inner_Full | 25_12 | 3866.000 | 657733 | 22.50 | 21.96 | |
| 4 | Middle-3 | 30 | 20 | DFT-s-OFDM QPSK | Inner_Full | 25_12 | 3814.000 | 654267 | 22.50 | 22.07 | |
| 5 | Middle-5 | 30 | 20 | DFT-s-OFDM QPSK | Inner_Full | 25_12 | 3762.000 | 650800 | 22.50 | 21.94 | |
| 6 | Low | 30 | 20 | DFT-s-OFDM QPSK | Inner_Full | 25_12 | 3710.010 | 647334 | 22.50 | 21.67 | |
| 7 | High | 30 | 100 | DFT-s-OFDM QPSK | Inner_Full | 135_67 | 3930.000 | 662000 | 22.50 | 21.43 | |
| 8 | Middle-1 | 30 | 100 | DFT-s-OFDM QPSK | Inner_Full | 135_67 | 3894.000 | 659600 | 22.50 | 21.54 | |
| 9 | Middle-2 | 30 | 100 | DFT-s-OFDM QPSK | Inner_Full | 135_67 | 3858.000 | 657200 | 22.50 | 21.52 | |
| 10 | Middle-3 | 30 | 100 | DFT-s-OFDM QPSK | Inner_Full | 135_67 | 3822.000 | 654800 | 22.50 | 21.73 | |
| 11 | Middle-4 | 30 | 100 | DFT-s-OFDM QPSK | Inner_Full | 135_67 | 3786.000 | 652400 | 22.50 | 21.61 | |
| 12 | Low | 30 | 100 | DFT-s-OFDM QPSK | Inner_Full | 135_67 | 3750.000 | 650000 | 22.50 | 21.58 | |
| 13 | Middle-3 | 30 | 20 | DFT-s-OFDM Pi/2 BPSK1 | Inner_Full | 25_12 | 3814.000 | 654267 | 22.50 | 22.10 | |
| 14 | Middle-3 | 30 | 20 | DFT-s-OFDM 16QAM | Inner_Full | 25_12 | 3814.000 | 654267 | 22.50 | 22.16 | |
| 15 | Middle-3 | 30 | 20 | DFT-s-OFDM 64QAM | Inner_Full | 25_12 | 3814.000 | 654267 | 22.50 | 22.16 | |
| 16 | Middle-3 | 30 | 20 | DFT-s-OFDM 256QAM | Inner_Full | 25_12 | 3814.000 | 654267 | 22.50 | 21.81 | |
| 17 | Middle-3 | 30 | 20 | CP-OFDM QPSK | Inner_Full | 25_12 | 3814.000 | 654267 | 22.50 | 22.12 | |
| 18 | Middle-3 | 30 | 20 | CP-OFDM 16QAM | Inner_Full | 25_12 | 3814.000 | 654267 | 22.50 | 22.21 | |
| 19 | Middle-3 | 30 | 20 | CP-OFDM 64QAM | Inner_Full | 25_12 | 3814.000 | 654267 | 22.50 | 22.08 | |
| 20 | Middle-3 | 30 | 20 | CP-OFDM 256QAM | Inner_Full | 25_12 | 3814.000 | 654267 | 22.50 | 20.57 | |
| 21 | Middle-3 | 30 | 20 | DFT-s-OFDM QPSK | Edge_Full_Right | 2_49 | 3814.000 | 654267 | 22.50 | 22.22 | |
| 22 | Middle-3 | 30 | 20 | DFT-s-OFDM QPSK | Edge_Full_Left | 2_0 | 3814.000 | 654267 | 22.50 | 22.10 | |
| 23 | Middle-3 | 30 | 20 | DFT-s-OFDM QPSK | Inner_1RB_Right | 1_49 | 3814.000 | 654267 | 22.50 | 22.07 | |
| 24 | Middle-3 | 30 | 20 | DFT-s-OFDM QPSK | Inner_1RB_Left | 1_1 | 3814.000 | 654267 | 22.50 | 22.09 | |
| 25 | Middle-3 | 30 | 20 | DFT-s-OFDM QPSK | Outer_Full | 50_0 | 3814.000 | 654267 | 22.50 | 22.09 | |
| 26 | Middle-3 | 30 | 20 | DFT-s-OFDM QPSK | Edge_1RB_Left | 1_0 | 3814.000 | 654267 | 22.50 | 22.09 | |
| 27 | Middle-3 | 30 | 20 | DFT-s-OFDM QPSK | Edge_1RB_Right | 1_50 | 3814.000 | 654267 | 22.50 | 22.13 | |
| 28 | Middle-5 | 30 | 30 | DFT-s-OFDM QPSK | Inner_Full | 36_18 | 3814.000 | 654267 | 22.50 | 22.13 | |
| 29 | Middle-5 | 30 | 40 | DFT-s-OFDM QPSK | Inner_Full | 50_25 | 3814.000 | 654267 | 22.50 | 22.09 | |
| 30 | Middle-5 | 30 | 60 | DFT-s-OFDM QPSK | Inner_Full | 81_40 | 3814.000 | 654267 | 22.50 | 22.11 | |
| 31 | Middle-5 | 30 | 80 | DFT-s-OFDM QPSK | Inner_Full | 108_54 | 3814.000 | 654267 | 22.50 | 22.16 | |

| No. | Test Freq Description | 5G-n77 | | | | | | | | Power Results (dBm) | |
|-----|-----------------------|-----------|-------------|-----------------------|-----------------|--------|---------------------|-------------|---------|---------------------|--|
| | | SCS (kHz) | NR BW (MHz) | Modulation | RB allocation | | NR Test Freq. (MHz) | NR Test CH. | Tune up | n77 | |
| 1 | High | 30 | 20 | DFT-s-OFDM QPSK | Inner_Full | 25_12 | 3969.990 | 664666 | 21.50 | 19.91 | |
| 2 | Middle-1 | 30 | 20 | DFT-s-OFDM QPSK | Inner_Full | 25_12 | 3918.000 | 661200 | 21.50 | 19.90 | |
| 3 | Middle-2 | 30 | 20 | DFT-s-OFDM QPSK | Inner_Full | 25_12 | 3866.000 | 657733 | 21.50 | 20.09 | |
| 4 | Middle-3 | 30 | 20 | DFT-s-OFDM QPSK | Inner_Full | 25_12 | 3814.000 | 654267 | 21.50 | 20.11 | |
| 5 | Middle-5 | 30 | 20 | DFT-s-OFDM QPSK | Inner_Full | 25_12 | 3762.000 | 650800 | 21.50 | 20.06 | |
| 6 | Low | 30 | 20 | DFT-s-OFDM QPSK | Inner_Full | 25_12 | 3710.010 | 647334 | 21.50 | 19.87 | |
| 7 | High | 30 | 100 | DFT-s-OFDM QPSK | Inner_Full | 135_67 | 3930.000 | 662000 | 21.50 | 19.86 | |
| 8 | Middle-1 | 30 | 100 | DFT-s-OFDM QPSK | Inner_Full | 135_67 | 3894.000 | 659600 | 21.50 | 19.88 | |
| 9 | Middle-2 | 30 | 100 | DFT-s-OFDM QPSK | Inner_Full | 135_67 | 3858.000 | 657200 | 21.50 | 19.84 | |
| 10 | Middle-3 | 30 | 100 | DFT-s-OFDM QPSK | Inner_Full | 135_67 | 3822.000 | 654800 | 21.50 | 19.83 | |
| 11 | Middle-4 | 30 | 100 | DFT-s-OFDM QPSK | Inner_Full | 135_67 | 3786.000 | 652400 | 21.50 | 19.82 | |
| 12 | Low | 30 | 100 | DFT-s-OFDM QPSK | Inner_Full | 135_67 | 3750.000 | 650000 | 21.50 | 19.89 | |
| 13 | Middle-3 | 30 | 20 | DFT-s-OFDM Pi/2 BPSK1 | Inner_Full | 25_12 | 3814.000 | 654267 | 21.50 | 20.05 | |
| 14 | Middle-3 | 30 | 20 | DFT-s-OFDM 16QAM | Inner_Full | 25_12 | 3814.000 | 654267 | 21.50 | 20.06 | |
| 15 | Middle-3 | 30 | 20 | DFT-s-OFDM 64QAM | Inner_Full | 25_12 | 3814.000 | 654267 | 21.50 | 20.00 | |
| 16 | Middle-3 | 30 | 20 | DFT-s-OFDM 256QAM | Inner_Full | 25_12 | 3814.000 | 654267 | 21.50 | 20.09 | |
| 17 | Middle-3 | 30 | 20 | CP-OFDM QPSK | Inner_Full | 25_12 | 3814.000 | 654267 | 21.50 | 19.98 | |
| 18 | Middle-3 | 30 | 20 | CP-OFDM 16QAM | Inner_Full | 25_12 | 3814.000 | 654267 | 21.50 | 20.00 | |
| 19 | Middle-3 | 30 | 20 | CP-OFDM 64QAM | Inner_Full | 25_12 | 3814.000 | 654267 | 21.50 | 19.97 | |
| 20 | Middle-3 | 30 | 20 | CP-OFDM 256QAM | Inner_Full | 25_12 | 3814.000 | 654267 | 21.50 | 19.37 | |
| 21 | Middle-3 | 30 | 20 | DFT-s-OFDM QPSK | Edge_Full_Right | 2_49 | 3814.000 | 654267 | 21.50 | 19.94 | |
| 22 | Middle-3 | 30 | 20 | DFT-s-OFDM QPSK | Edge_Full_Left | 2_0 | 3814.000 | 654267 | 21.50 | 19.96 | |
| 23 | Middle-3 | 30 | 20 | DFT-s-OFDM QPSK | Inner_1RB_Right | 1_49 | 3814.000 | 654267 | 21.50 | 19.98 | |
| 24 | Middle-3 | 30 | 20 | DFT-s-OFDM QPSK | Inner_1RB_Left | 1_1 | 3814.000 | 654267 | 21.50 | 19.93 | |
| 25 | Middle-3 | 30 | 20 | DFT-s-OFDM QPSK | Outer_Full | 50_0 | 3814.000 | 654267 | 21.50 | 19.99 | |
| 26 | Middle-3 | 30 | 20 | DFT-s-OFDM QPSK | Edge_1RB_Left | 1_0 | 3814.000 | 654267 | 21.50 | 19.96 | |
| 27 | Middle-3 | 30 | 20 | DFT-s-OFDM QPSK | Edge_1RB_Right | 1_50 | 3814.000 | 654267 | 21.50 | 19.98 | |
| 28 | Middle-5 | 30 | 30 | DFT-s-OFDM QPSK | Inner_Full | 36_18 | 3762.000 | 650800 | 21.50 | 19.94 | |
| 29 | Middle-5 | 30 | 40 | DFT-s-OFDM QPSK | Inner_Full | 50_25 | 3762.000 | 650800 | 21.50 | 19.90 | |
| 30 | Middle-5 | 30 | 60 | DFT-s-OFDM QPSK | Inner_Full | 81_40 | 3762.000 | 650800 | 21.50 | 19.92 | |
| 31 | Middle-5 | 30 | 80 | DFT-s-OFDM QPSK | Inner_Full | 108_54 | 3762.000 | 650800 | 21.50 | 19.96 | |

| No. | Test Freq Description | 5G-n77 | | | | | | | Tune up | Power Results (dBm) n77 |
|-----|-----------------------|-----------|-------------|-----------------------|-----------------|--------|---------------------|-------------|---------|----------------------------|
| | | SCS (kHz) | NR BW (MHz) | Modulation | RB allocation | | NR Test Freq. (MHz) | NR Test CH. | | |
| 1 | High | 30 | 20 | DFT-s-OFDM QPSK | Inner_Full | 25_12 | 3969.990 | 664666 | 16.50 | 15.47 |
| 2 | Middle-1 | 30 | 20 | DFT-s-OFDM QPSK | Inner_Full | 25_12 | 3918.000 | 661200 | 16.50 | 15.48 |
| 3 | Middle-2 | 30 | 20 | DFT-s-OFDM QPSK | Inner_Full | 25_12 | 3866.000 | 657733 | 16.50 | 15.44 |
| 4 | Middle-3 | 30 | 20 | DFT-s-OFDM QPSK | Inner_Full | 25_12 | 3814.000 | 654267 | 16.50 | 15.49 |
| 5 | Middle-5 | 30 | 20 | DFT-s-OFDM QPSK | Inner_Full | 25_12 | 3762.000 | 650800 | 16.50 | 15.50 |
| 6 | Low | 30 | 20 | DFT-s-OFDM QPSK | Inner_Full | 25_12 | 3710.010 | 647334 | 16.50 | 15.46 |
| 7 | High | 30 | 100 | DFT-s-OFDM QPSK | Inner_Full | 135_67 | 3930.000 | 662000 | 16.50 | 15.47 |
| 8 | Middle-1 | 30 | 100 | DFT-s-OFDM QPSK | Inner_Full | 135_67 | 3894.000 | 659600 | 16.50 | 16.24 |
| 9 | Middle-2 | 30 | 100 | DFT-s-OFDM QPSK | Inner_Full | 135_67 | 3858.000 | 657200 | 16.50 | 15.45 |
| 10 | Middle-3 | 30 | 100 | DFT-s-OFDM QPSK | Inner_Full | 135_67 | 3822.000 | 654800 | 16.50 | 15.46 |
| 11 | Middle-4 | 30 | 100 | DFT-s-OFDM QPSK | Inner_Full | 135_67 | 3786.000 | 652400 | 16.50 | 15.43 |
| 12 | Low | 30 | 100 | DFT-s-OFDM QPSK | Inner_Full | 135_67 | 3750.000 | 650000 | 16.50 | 15.43 |
| 13 | Middle-3 | 30 | 20 | DFT-s-OFDM PI/2 BPSK1 | Inner_Full | 25_12 | 3762.000 | 650800 | 16.50 | 15.55 |
| 14 | Middle-3 | 30 | 20 | DFT-s-OFDM 16QAM | Inner_Full | 25_12 | 3762.000 | 650800 | 16.50 | 15.48 |
| 15 | Middle-3 | 30 | 20 | DFT-s-OFDM 64QAM | Inner_Full | 25_12 | 3762.000 | 650800 | 16.50 | 15.42 |
| 16 | Middle-3 | 30 | 20 | DFT-s-OFDM 256QAM | Inner_Full | 25_12 | 3762.000 | 650800 | 16.50 | 15.46 |
| 17 | Middle-3 | 30 | 20 | CP-OFDM QPSK | Inner_Full | 25_12 | 3762.000 | 650800 | 16.50 | 15.48 |
| 18 | Middle-3 | 30 | 20 | CP-OFDM 16QAM | Inner_Full | 25_12 | 3762.000 | 650800 | 16.50 | 15.42 |
| 19 | Middle-3 | 30 | 20 | CP-OFDM 64QAM | Inner_Full | 25_12 | 3762.000 | 650800 | 16.50 | 15.41 |
| 20 | Middle-3 | 30 | 20 | CP-OFDM 256QAM | Inner_Full | 25_12 | 3762.000 | 650800 | 16.50 | 15.44 |
| 21 | Middle-3 | 30 | 20 | DFT-s-OFDM QPSK | Edge_Full_Right | 2_49 | 3762.000 | 650800 | 16.50 | 15.44 |
| 22 | Middle-3 | 30 | 20 | DFT-s-OFDM QPSK | Edge_Full_Left | 2_0 | 3762.000 | 650800 | 16.50 | 15.47 |
| 23 | Middle-3 | 30 | 20 | DFT-s-OFDM QPSK | Inner_1RB_Right | 1_49 | 3762.000 | 650800 | 16.50 | 15.48 |
| 24 | Middle-3 | 30 | 20 | DFT-s-OFDM QPSK | Inner_1RB_Left | 1_1 | 3762.000 | 650800 | 16.50 | 15.44 |
| 25 | Middle-3 | 30 | 20 | DFT-s-OFDM QPSK | Outer_Full | 50_0 | 3762.000 | 650800 | 16.50 | 15.46 |
| 26 | Middle-3 | 30 | 20 | DFT-s-OFDM QPSK | Edge_1RB_Left | 1_0 | 3762.000 | 650800 | 16.50 | 15.47 |
| 27 | Middle-3 | 30 | 20 | DFT-s-OFDM QPSK | Edge_1RB_Right | 1_50 | 3762.000 | 650800 | 16.50 | 15.49 |
| 28 | Middle-5 | 30 | 30 | DFT-s-OFDM QPSK | Inner_Full | 36_18 | 3762.000 | 650800 | 16.50 | 15.48 |
| 29 | Middle-5 | 30 | 40 | DFT-s-OFDM QPSK | Inner_Full | 50_25 | 3762.000 | 650800 | 16.50 | 15.45 |
| 30 | Middle-5 | 30 | 60 | DFT-s-OFDM QPSK | Inner_Full | 81_40 | 3762.000 | 650800 | 16.50 | 15.46 |
| 31 | Middle-5 | 30 | 80 | DFT-s-OFDM QPSK | Inner_Full | 108_54 | 3762.000 | 650800 | 16.50 | 15.43 |

| No. | Test Freq Description | 5G-n77 | | | | | | | Tune up | Power Results (dBm) n77 |
|-----|-----------------------|-----------|-------------|-----------------------|-----------------|--------|---------------------|-------------|---------|----------------------------|
| | | SCS (kHz) | NR BW (MHz) | Modulation | RB allocation | | NR Test Freq. (MHz) | NR Test CH. | | |
| 1 | High | 30 | 20 | DFT-s-OFDM QPSK | Inner_Full | 25_12 | 3969.990 | 664666 | 14.50 | 13.52 |
| 2 | Middle-1 | 30 | 20 | DFT-s-OFDM QPSK | Inner_Full | 25_12 | 3918.000 | 661200 | 14.50 | 13.50 |
| 3 | Middle-2 | 30 | 20 | DFT-s-OFDM QPSK | Inner_Full | 25_12 | 3866.000 | 657733 | 14.50 | 13.49 |
| 4 | Middle-3 | 30 | 20 | DFT-s-OFDM QPSK | Inner_Full | 25_12 | 3814.000 | 654267 | 14.50 | 13.53 |
| 5 | Middle-5 | 30 | 20 | DFT-s-OFDM QPSK | Inner_Full | 25_12 | 3762.000 | 650800 | 14.50 | 13.54 |
| 6 | Low | 30 | 20 | DFT-s-OFDM QPSK | Inner_Full | 25_12 | 3710.010 | 647334 | 14.50 | 13.51 |
| 7 | High | 30 | 100 | DFT-s-OFDM QPSK | Inner_Full | 135_67 | 3930.000 | 662000 | 14.50 | 13.52 |
| 8 | Middle-1 | 30 | 100 | DFT-s-OFDM QPSK | Inner_Full | 135_67 | 3894.000 | 659600 | 14.50 | 14.19 |
| 9 | Middle-2 | 30 | 100 | DFT-s-OFDM QPSK | Inner_Full | 135_67 | 3858.000 | 657200 | 14.50 | 13.50 |
| 10 | Middle-3 | 30 | 100 | DFT-s-OFDM QPSK | Inner_Full | 135_67 | 3822.000 | 654800 | 14.50 | 13.51 |
| 11 | Middle-4 | 30 | 100 | DFT-s-OFDM QPSK | Inner_Full | 135_67 | 3786.000 | 652400 | 14.50 | 13.40 |
| 12 | Low | 30 | 100 | DFT-s-OFDM QPSK | Inner_Full | 135_67 | 3750.000 | 650000 | 14.50 | 13.47 |
| 13 | Middle-3 | 30 | 20 | DFT-s-OFDM PI/2 BPSK1 | Inner_Full | 25_12 | 3762.000 | 650800 | 14.50 | 13.59 |
| 14 | Middle-3 | 30 | 20 | DFT-s-OFDM 16QAM | Inner_Full | 25_12 | 3762.000 | 650800 | 14.50 | 13.52 |
| 15 | Middle-3 | 30 | 20 | DFT-s-OFDM 64QAM | Inner_Full | 25_12 | 3762.000 | 650800 | 14.50 | 13.46 |
| 16 | Middle-3 | 30 | 20 | DFT-s-OFDM 256QAM | Inner_Full | 25_12 | 3762.000 | 650800 | 14.50 | 13.51 |
| 17 | Middle-3 | 30 | 20 | CP-OFDM QPSK | Inner_Full | 25_12 | 3762.000 | 650800 | 14.50 | 13.52 |
| 18 | Middle-3 | 30 | 20 | CP-OFDM 16QAM | Inner_Full | 25_12 | 3762.000 | 650800 | 14.50 | 13.46 |
| 19 | Middle-3 | 30 | 20 | CP-OFDM 64QAM | Inner_Full | 25_12 | 3762.000 | 650800 | 14.50 | 13.42 |
| 20 | Middle-3 | 30 | 20 | CP-OFDM 256QAM | Inner_Full | 25_12 | 3762.000 | 650800 | 14.50 | 13.43 |
| 21 | Middle-3 | 30 | 20 | DFT-s-OFDM QPSK | Edge_Full_Right | 2_49 | 3762.000 | 650800 | 14.50 | 13.49 |
| 22 | Middle-3 | 30 | 20 | DFT-s-OFDM QPSK | Edge_Full_Left | 2_0 | 3762.000 | 650800 | 14.50 | 13.52 |
| 23 | Middle-3 | 30 | 20 | DFT-s-OFDM QPSK | Inner_1RB_Right | 1_49 | 3762.000 | 650800 | 14.50 | 13.44 |
| 24 | Middle-3 | 30 | 20 | DFT-s-OFDM QPSK | Inner_1RB_Left | 1_1 | 3762.000 | 650800 | 14.50 | 13.49 |
| 25 | Middle-3 | 30 | 20 | DFT-s-OFDM QPSK | Outer_Full | 50_0 | 3762.000 | 650800 | 14.50 | 13.51 |
| 26 | Middle-3 | 30 | 20 | DFT-s-OFDM QPSK | Edge_1RB_Left | 1_0 | 3762.000 | 650800 | 14.50 | 13.52 |
| 27 | Middle-3 | 30 | 20 | DFT-s-OFDM QPSK | Edge_1RB_Right | 1_50 | 3762.000 | 650800 | 14.50 | 13.53 |
| 28 | Middle-5 | 30 | 30 | DFT-s-OFDM QPSK | Inner_Full | 36_18 | 3762.000 | 650800 | 14.50 | 13.52 |
| 29 | Middle-5 | 30 | 40 | DFT-s-OFDM QPSK | Inner_Full | 50_25 | 3762.000 | 650800 | 14.50 | 13.50 |
| 30 | Middle-5 | 30 | 60 | DFT-s-OFDM QPSK | Inner_Full | 81_40 | 3762.000 | 650800 | 14.50 | 13.51 |
| 31 | Middle-5 | 30 | 80 | DFT-s-OFDM QPSK | Inner_Full | 108_54 | 3762.000 | 650800 | 14.50 | 13.47 |

| No. | Test Freq Description | 5G-n2 | | | | | | | Tune up | Power Results (dBm) |
|-----|-----------------------|-----------|-------------|-----------------------|-----------------|-------|---------------------|-------------|---------|---------------------|
| | | SCS (kHz) | NR BW (MHz) | Modulation | RB allocation | | NR Test Freq. (MHz) | NR Test CH. | | n2 |
| 1 | High | 15 | 5 | DFT-s-OFDM QPSK | Inner_Full | 12_6 | 1907.5 | 381500 | 25.00 | 23.82 |
| 2 | Middle | 15 | 5 | DFT-s-OFDM QPSK | Inner_Full | 12_6 | 1880 | 376000 | 25.00 | 23.90 |
| 3 | Low | 15 | 5 | DFT-s-OFDM QPSK | Inner_Full | 12_6 | 1852.5 | 370500 | 25.00 | 23.85 |
| 4 | High | 15 | 20 | DFT-s-OFDM QPSK | Inner_Full | 50_25 | 1900 | 380000 | 25.00 | 23.75 |
| 5 | Middle | 15 | 20 | DFT-s-OFDM QPSK | Inner_Full | 50_25 | 1880 | 376000 | 25.00 | 23.79 |
| 6 | Low | 15 | 20 | DFT-s-OFDM QPSK | Inner_Full | 50_25 | 1860 | 372000 | 25.00 | 23.80 |
| 7 | Middle | 15 | 5 | DFT-s-OFDM Pi/2 BPSK1 | Inner_Full | 12_6 | 1880 | 376000 | 25.00 | 23.84 |
| 8 | Middle | 15 | 5 | DFT-s-OFDM 16QAM | Inner_Full | 12_6 | 1880 | 376000 | 24.00 | 23.00 |
| 9 | Middle | 15 | 5 | DFT-s-OFDM 64QAM | Inner_Full | 12_6 | 1880 | 376000 | 22.50 | 21.30 |
| 10 | Middle | 15 | 5 | DFT-s-OFDM 256QAM | Inner_Full | 12_6 | 1880 | 376000 | 20.50 | 19.41 |
| 11 | Middle | 15 | 5 | CP-OFDM QPSK | Inner_Full | 12_6 | 1880 | 376000 | 23.50 | 22.30 |
| 12 | Middle | 15 | 5 | CP-OFDM 16QAM | Inner_Full | 12_6 | 1880 | 376000 | 23.00 | 21.92 |
| 13 | Middle | 15 | 5 | CP-OFDM 64QAM | Inner_Full | 12_6 | 1880 | 376000 | 21.50 | 20.66 |
| 14 | Middle | 15 | 5 | CP-OFDM 256QAM | Inner_Full | 12_6 | 1880 | 376000 | 18.50 | 17.43 |
| 15 | Middle | 15 | 5 | DFT-s-OFDM QPSK | Edge_Full_Right | 2_23 | 1880 | 376000 | 24.00 | 22.86 |
| 16 | Middle | 15 | 5 | DFT-s-OFDM QPSK | Edge_Full_Left | 2_0 | 1880 | 376000 | 24.00 | 22.98 |
| 17 | Middle | 15 | 5 | DFT-s-OFDM QPSK | Edge_1RB_Right | 1_24 | 1880 | 376000 | 24.00 | 22.88 |
| 18 | Middle | 15 | 5 | DFT-s-OFDM QPSK | Edge_1RB_Left | 1_0 | 1880 | 376000 | 24.00 | 22.93 |
| 19 | Middle | 15 | 5 | DFT-s-OFDM QPSK | Inner_1RB_Right | 1_23 | 1880 | 376000 | 25.00 | 23.85 |
| 20 | Middle | 15 | 5 | DFT-s-OFDM QPSK | Inner_1RB_Left | 1_1 | 1880 | 376000 | 25.00 | 23.87 |
| 21 | Middle | 15 | 5 | DFT-s-OFDM QPSK | Outer_Full | 25_0 | 1880 | 376000 | 24.00 | 22.91 |
| 22 | Middle | 15 | 10 | DFT-s-OFDM QPSK | Inner_Full | 25_12 | 1880 | 376000 | 25.00 | 23.88 |
| 23 | Middle | 15 | 15 | DFT-s-OFDM QPSK | Inner_Full | 36_18 | 1880 | 376000 | 25.00 | 23.81 |

| No. | Test Freq Description | 5G-n2 | | | | | | | Tune up | Power Results (dBm) |
|-----|-----------------------|-----------|-------------|-----------------------|-----------------|-------|---------------------|-------------|---------|---------------------|
| | | SCS (kHz) | NR BW (MHz) | Modulation | RB allocation | | NR Test Freq. (MHz) | NR Test CH. | | n2 |
| 1 | High | 15 | 5 | DFT-s-OFDM QPSK | Inner_Full | 12_6 | 1907.5 | 381500 | 25.00 | 24.19 |
| 2 | Middle | 15 | 5 | DFT-s-OFDM QPSK | Inner_Full | 12_6 | 1880 | 376000 | 25.00 | 24.31 |
| 3 | Low | 15 | 5 | DFT-s-OFDM QPSK | Inner_Full | 12_6 | 1852.5 | 370500 | 25.00 | 24.13 |
| 4 | High | 15 | 20 | DFT-s-OFDM QPSK | Inner_Full | 50_25 | 1900 | 380000 | 25.00 | 23.92 |
| 5 | Middle | 15 | 20 | DFT-s-OFDM QPSK | Inner_Full | 50_25 | 1880 | 376000 | 25.00 | 24.12 |
| 6 | Low | 15 | 20 | DFT-s-OFDM QPSK | Inner_Full | 50_25 | 1860 | 372000 | 25.00 | 24.15 |
| 7 | Middle | 15 | 5 | DFT-s-OFDM Pi/2 BPSK1 | Inner_Full | 12_6 | 1880 | 376000 | 25.00 | 24.19 |
| 8 | Middle | 15 | 5 | DFT-s-OFDM 16QAM | Inner_Full | 12_6 | 1880 | 376000 | 24.00 | 23.17 |
| 9 | Middle | 15 | 5 | DFT-s-OFDM 64QAM | Inner_Full | 12_6 | 1880 | 376000 | 22.50 | 21.81 |
| 10 | Middle | 15 | 5 | DFT-s-OFDM 256QAM | Inner_Full | 12_6 | 1880 | 376000 | 20.50 | 19.65 |
| 11 | Middle | 15 | 5 | CP-OFDM QPSK | Inner_Full | 12_6 | 1880 | 376000 | 23.50 | 22.68 |
| 12 | Middle | 15 | 5 | CP-OFDM 16QAM | Inner_Full | 12_6 | 1880 | 376000 | 23.00 | 22.18 |
| 13 | Middle | 15 | 5 | CP-OFDM 64QAM | Inner_Full | 12_6 | 1880 | 376000 | 21.50 | 20.71 |
| 14 | Middle | 15 | 5 | CP-OFDM 256QAM | Inner_Full | 12_6 | 1880 | 376000 | 18.50 | 17.64 |
| 15 | Middle | 15 | 5 | DFT-s-OFDM QPSK | Edge_Full_Right | 2_23 | 1880 | 376000 | 24.00 | 23.13 |
| 16 | Middle | 15 | 5 | DFT-s-OFDM QPSK | Edge_Full_Left | 2_0 | 1880 | 376000 | 24.00 | 23.27 |
| 17 | Middle | 15 | 5 | DFT-s-OFDM QPSK | Edge_1RB_Right | 1_24 | 1880 | 376000 | 24.00 | 23.24 |
| 18 | Middle | 15 | 5 | DFT-s-OFDM QPSK | Edge_1RB_Left | 1_0 | 1880 | 376000 | 24.00 | 23.23 |
| 19 | Middle | 15 | 5 | DFT-s-OFDM QPSK | Inner_1RB_Right | 1_23 | 1880 | 376000 | 25.00 | 24.26 |
| 20 | Middle | 15 | 5 | DFT-s-OFDM QPSK | Inner_1RB_Left | 1_1 | 1880 | 376000 | 25.00 | 24.25 |
| 21 | Middle | 15 | 5 | DFT-s-OFDM QPSK | Outer_Full | 25_0 | 1880 | 376000 | 24.00 | 23.14 |
| 22 | Middle | 15 | 10 | DFT-s-OFDM QPSK | Inner_Full | 25_12 | 1880 | 376000 | 25.00 | 24.14 |
| 23 | Middle | 15 | 15 | DFT-s-OFDM QPSK | Inner_Full | 36_18 | 1880 | 376000 | 25.00 | 24.11 |

| No. | Test Freq Description | 5G-n5 | | | | | | | Tune up | Power Results (dBm) |
|-----|-----------------------|-----------|-------------|-----------------------|-----------------|-------|---------------------|-------------|---------|---------------------|
| | | SCS (kHz) | NR BW (MHz) | Modulation | RB allocation | | NR Test Freq. (MHz) | NR Test CH. | | n5 |
| 1 | High | 15 | 5 | DFT-s-OFDM QPSK | Inner_Full | 12_6 | 846.5 | 169300 | 25.00 | 23.91 |
| 2 | Middle | 15 | 5 | DFT-s-OFDM QPSK | Inner_Full | 12_6 | 836.5 | 167300 | 25.00 | 23.92 |
| 3 | Low | 15 | 5 | DFT-s-OFDM QPSK | Inner_Full | 12_6 | 826.5 | 165300 | 25.00 | 23.76 |
| 4 | High | 15 | 20 | DFT-s-OFDM QPSK | Inner_Full | 50_25 | 839 | 167800 | 25.00 | 23.85 |
| 5 | Middle | 15 | 20 | DFT-s-OFDM QPSK | Inner_Full | 50_25 | 836.5 | 167300 | 25.00 | 23.90 |
| 6 | Low | 15 | 20 | DFT-s-OFDM QPSK | Inner_Full | 50_25 | 834 | 166800 | 25.00 | 23.91 |
| 7 | Middle | 15 | 5 | DFT-s-OFDM PI/2 BPSK1 | Inner_Full | 12_6 | 836.5 | 167300 | 25.00 | 23.87 |
| 8 | Middle | 15 | 5 | DFT-s-OFDM 16QAM | Inner_Full | 12_6 | 836.5 | 167300 | 24.00 | 23.00 |
| 9 | Middle | 15 | 5 | DFT-s-OFDM 64QAM | Inner_Full | 12_6 | 836.5 | 167300 | 22.50 | 21.34 |
| 10 | Middle | 15 | 5 | DFT-s-OFDM 256QAM | Inner_Full | 12_6 | 836.5 | 167300 | 20.50 | 19.44 |
| 11 | Middle | 15 | 5 | CP-OFDM QPSK | Inner_Full | 12_6 | 836.5 | 167300 | 23.50 | 22.23 |
| 12 | Middle | 15 | 5 | CP-OFDM 16QAM | Inner_Full | 12_6 | 836.5 | 167300 | 23.00 | 21.85 |
| 13 | Middle | 15 | 5 | CP-OFDM 64QAM | Inner_Full | 12_6 | 836.5 | 167300 | 21.50 | 20.43 |
| 14 | Middle | 15 | 5 | CP-OFDM 256QAM | Inner_Full | 12_6 | 836.5 | 167300 | 18.50 | 17.47 |
| 15 | Middle | 15 | 5 | DFT-s-OFDM QPSK | Edge_Full_Right | 2_23 | 836.5 | 167300 | 24.00 | 22.97 |
| 16 | Middle | 15 | 5 | DFT-s-OFDM QPSK | Edge_Full_Left | 2_0 | 836.5 | 167300 | 24.00 | 23.01 |
| 17 | Middle | 15 | 5 | DFT-s-OFDM QPSK | Edge_1RB_Right | 1_24 | 836.5 | 167300 | 24.00 | 22.85 |
| 18 | Middle | 15 | 5 | DFT-s-OFDM QPSK | Edge_1RB_Left | 1_0 | 836.5 | 167300 | 24.00 | 23.04 |
| 19 | Middle | 15 | 5 | DFT-s-OFDM QPSK | Inner_1RB_Right | 1_23 | 836.5 | 167300 | 25.00 | 23.83 |
| 20 | Middle | 15 | 5 | DFT-s-OFDM QPSK | Inner_1RB_Left | 1_1 | 836.5 | 167300 | 25.00 | 23.90 |
| 21 | Middle | 15 | 5 | DFT-s-OFDM QPSK | Outer_Full | 25_0 | 836.5 | 167300 | 24.00 | 22.83 |
| 22 | Middle | 15 | 10 | DFT-s-OFDM QPSK | Inner_Full | 25_12 | 836.5 | 167300 | 25.00 | 23.84 |
| 23 | Middle | 15 | 15 | DFT-s-OFDM QPSK | Inner_Full | 36_18 | 836.5 | 167300 | 25.00 | 23.88 |

| No. | Test Freq Description | 5G-n25 | | | | | | | Tune up | Power Results (dBm) |
|-----|-----------------------|-----------|-------------|-----------------------|-----------------|-------|---------------------|-------------|---------|---------------------|
| | | SCS (kHz) | NR BW (MHz) | Modulation | RB allocation | | NR Test Freq. (MHz) | NR Test CH. | | n25 |
| 1 | High | 15 | 5 | DFT-s-OFDM QPSK | Inner_Full | 12_6 | 1912.5 | 382500 | 25.00 | 23.85 |
| 2 | Middle | 15 | 5 | DFT-s-OFDM QPSK | Inner_Full | 12_6 | 1882.5 | 376500 | 25.00 | 23.88 |
| 3 | Low | 15 | 5 | DFT-s-OFDM QPSK | Inner_Full | 12_6 | 1852.5 | 370500 | 25.00 | 23.76 |
| 4 | High | 15 | 20 | DFT-s-OFDM QPSK | Inner_Full | 50_25 | 1905 | 381000 | 25.00 | 23.10 |
| 5 | Middle | 15 | 20 | DFT-s-OFDM QPSK | Inner_Full | 50_25 | 1882.5 | 376500 | 25.00 | 23.72 |
| 6 | Low | 15 | 20 | DFT-s-OFDM QPSK | Inner_Full | 50_25 | 1860 | 372000 | 25.00 | 23.70 |
| 7 | Middle | 15 | 5 | DFT-s-OFDM PI/2 BPSK1 | Inner_Full | 12_6 | 1882.5 | 376500 | 25.00 | 23.83 |
| 8 | Middle | 15 | 5 | DFT-s-OFDM 16QAM | Inner_Full | 12_6 | 1882.5 | 376500 | 24.00 | 22.92 |
| 9 | Middle | 15 | 5 | DFT-s-OFDM 64QAM | Inner_Full | 12_6 | 1882.5 | 376500 | 22.50 | 21.19 |
| 10 | Middle | 15 | 5 | DFT-s-OFDM 256QAM | Inner_Full | 12_6 | 1882.5 | 376500 | 20.50 | 19.31 |
| 11 | Middle | 15 | 5 | CP-OFDM QPSK | Inner_Full | 12_6 | 1882.5 | 376500 | 23.50 | 22.23 |
| 12 | Middle | 15 | 5 | CP-OFDM 16QAM | Inner_Full | 12_6 | 1882.5 | 376500 | 23.00 | 21.87 |
| 13 | Middle | 15 | 5 | CP-OFDM 64QAM | Inner_Full | 12_6 | 1882.5 | 376500 | 21.50 | 20.30 |
| 14 | Middle | 15 | 5 | CP-OFDM 256QAM | Inner_Full | 12_6 | 1882.5 | 376500 | 18.50 | 17.38 |
| 15 | Middle | 15 | 5 | DFT-s-OFDM QPSK | Edge_Full_Right | 2_23 | 1882.5 | 376500 | 24.00 | 22.90 |
| 16 | Middle | 15 | 5 | DFT-s-OFDM QPSK | Edge_Full_Left | 2_0 | 1882.5 | 376500 | 24.00 | 22.95 |
| 17 | Middle | 15 | 5 | DFT-s-OFDM QPSK | Edge_1RB_Right | 1_24 | 1882.5 | 376500 | 24.00 | 22.83 |
| 18 | Middle | 15 | 5 | DFT-s-OFDM QPSK | Edge_1RB_Left | 1_0 | 1882.5 | 376500 | 24.00 | 22.89 |
| 19 | Middle | 15 | 5 | DFT-s-OFDM QPSK | Inner_1RB_Right | 1_23 | 1882.5 | 376500 | 25.00 | 23.87 |
| 20 | Middle | 15 | 5 | DFT-s-OFDM QPSK | Inner_1RB_Left | 1_1 | 1882.5 | 376500 | 25.00 | 23.83 |
| 21 | Middle | 15 | 5 | DFT-s-OFDM QPSK | Outer_Full | 25_0 | 1882.5 | 376500 | 24.00 | 22.90 |
| 22 | Middle | 15 | 10 | DFT-s-OFDM QPSK | Inner_Full | 25_12 | 1882.5 | 376500 | 25.00 | 23.80 |
| 23 | Middle | 15 | 15 | DFT-s-OFDM QPSK | Inner_Full | 36_18 | 1882.5 | 376500 | 25.00 | 23.82 |

| No. | Test Freq Description | 5G-n25 | | | | | | | Tune up | Power Results (dBm) |
|-----|-----------------------|-----------|-------------|-----------------------|-----------------|-------|---------------------|-------------|---------|---------------------|
| | | SCS (kHz) | NR BW (MHz) | Modulation | RB allocation | | NR Test Freq. (MHz) | NR Test CH. | | n25 |
| 1 | High | 15 | 5 | DFT-s-OFDM QPSK | Inner_Full | 12_6 | 1912.5 | 382500 | 25.00 | 24.26 |
| 2 | Middle | 15 | 5 | DFT-s-OFDM QPSK | Inner_Full | 12_6 | 1882.5 | 376500 | 25.00 | 24.38 |
| 3 | Low | 15 | 5 | DFT-s-OFDM QPSK | Inner_Full | 12_6 | 1852.5 | 370500 | 25.00 | 24.20 |
| 4 | High | 15 | 20 | DFT-s-OFDM QPSK | Inner_Full | 50_25 | 1905 | 381000 | 25.00 | 23.99 |
| 5 | Middle | 15 | 20 | DFT-s-OFDM QPSK | Inner_Full | 50_25 | 1882.5 | 376500 | 25.00 | 24.19 |
| 6 | Low | 15 | 20 | DFT-s-OFDM QPSK | Inner_Full | 50_25 | 1860 | 372000 | 25.00 | 24.22 |
| 7 | Middle | 15 | 5 | DFT-s-OFDM Pi/2 BPSK1 | Inner_Full | 12_6 | 1882.5 | 376500 | 25.00 | 24.26 |
| 8 | Middle | 15 | 5 | DFT-s-OFDM 16QAM | Inner_Full | 12_6 | 1882.5 | 376500 | 24.00 | 23.23 |
| 9 | Middle | 15 | 5 | DFT-s-OFDM 64QAM | Inner_Full | 12_6 | 1882.5 | 376500 | 22.50 | 21.87 |
| 10 | Middle | 15 | 5 | DFT-s-OFDM 256QAM | Inner_Full | 12_6 | 1882.5 | 376500 | 20.50 | 19.70 |
| 11 | Middle | 15 | 5 | CP-OFDM QPSK | Inner_Full | 12_6 | 1882.5 | 376500 | 23.50 | 22.74 |
| 12 | Middle | 15 | 5 | CP-OFDM 16QAM | Inner_Full | 12_6 | 1882.5 | 376500 | 23.00 | 22.24 |
| 13 | Middle | 15 | 5 | CP-OFDM 64QAM | Inner_Full | 12_6 | 1882.5 | 376500 | 21.50 | 20.76 |
| 14 | Middle | 15 | 5 | CP-OFDM 256QAM | Inner_Full | 12_6 | 1882.5 | 376500 | 18.50 | 17.68 |
| 15 | Middle | 15 | 5 | DFT-s-OFDM QPSK | Edge_Full_Right | 2_23 | 1882.5 | 376500 | 24.00 | 23.19 |
| 16 | Middle | 15 | 5 | DFT-s-OFDM QPSK | Edge_Full_Left | 2_0 | 1882.5 | 376500 | 24.00 | 23.34 |
| 17 | Middle | 15 | 5 | DFT-s-OFDM QPSK | Edge_1RB_Right | 1_24 | 1882.5 | 376500 | 24.00 | 23.30 |
| 18 | Middle | 15 | 5 | DFT-s-OFDM QPSK | Edge_1RB_Left | 1_0 | 1882.5 | 376500 | 24.00 | 23.29 |
| 19 | Middle | 15 | 5 | DFT-s-OFDM QPSK | Inner_1RB_Right | 1_23 | 1882.5 | 376500 | 25.00 | 24.33 |
| 20 | Middle | 15 | 5 | DFT-s-OFDM QPSK | Inner_1RB_Left | 1_1 | 1882.5 | 376500 | 25.00 | 24.32 |
| 21 | Middle | 15 | 5 | DFT-s-OFDM QPSK | Outer_Full | 25_0 | 1882.5 | 376500 | 24.00 | 23.20 |
| 22 | Middle | 15 | 10 | DFT-s-OFDM QPSK | Inner_Full | 25_12 | 1882.5 | 376500 | 25.00 | 24.21 |
| 23 | Middle | 15 | 15 | DFT-s-OFDM QPSK | Inner_Full | 36_18 | 1882.5 | 376500 | 25.00 | 24.18 |

| No. | Test Freq Description | 5G-n26 | | | | | | | Tune up | Power Results (dBm) |
|-----|-----------------------|-----------|-------------|-----------------------|-----------------|-------|---------------------|-------------|---------|---------------------|
| | | SCS (kHz) | NR BW (MHz) | Modulation | RB allocation | | NR Test Freq. (MHz) | NR Test CH. | | n26 |
| 1 | High | 15 | 5 | DFT-s-OFDM QPSK | Inner_Full | 12_6 | 846.5 | 169300 | 25.00 | 23.99 |
| 2 | Middle | 15 | 5 | DFT-s-OFDM QPSK | Inner_Full | 12_6 | 831.5 | 166300 | 25.00 | 24.06 |
| 3 | Low | 15 | 5 | DFT-s-OFDM QPSK | Inner_Full | 12_6 | 816.5 | 163300 | 25.00 | 24.16 |
| 4 | High | 15 | 20 | DFT-s-OFDM QPSK | Inner_Full | 50_25 | 839 | 167800 | 25.00 | 23.92 |
| 5 | Middle | 15 | 20 | DFT-s-OFDM QPSK | Inner_Full | 50_25 | 831.5 | 166300 | 25.00 | 23.93 |
| 6 | Low | 15 | 20 | DFT-s-OFDM QPSK | Inner_Full | 50_25 | 824 | 164800 | 25.00 | 24.02 |
| 7 | Middle | 15 | 5 | DFT-s-OFDM Pi/2 BPSK1 | Inner_Full | 12_6 | 816.5 | 163300 | 25.00 | 24.15 |
| 8 | Middle | 15 | 5 | DFT-s-OFDM 16QAM | Inner_Full | 12_6 | 816.5 | 163300 | 24.00 | 23.31 |
| 9 | Middle | 15 | 5 | DFT-s-OFDM 64QAM | Inner_Full | 12_6 | 816.5 | 163300 | 22.50 | 21.7 |
| 10 | Middle | 15 | 5 | DFT-s-OFDM 256QAM | Inner_Full | 12_6 | 816.5 | 163300 | 20.50 | 19.68 |
| 11 | Middle | 15 | 5 | CP-OFDM QPSK | Inner_Full | 12_6 | 816.5 | 163300 | 23.50 | 22.69 |
| 12 | Middle | 15 | 5 | CP-OFDM 16QAM | Inner_Full | 12_6 | 816.5 | 163300 | 23.00 | 22.12 |
| 13 | Middle | 15 | 5 | CP-OFDM 64QAM | Inner_Full | 12_6 | 816.5 | 163300 | 21.50 | 20.71 |
| 14 | Middle | 15 | 5 | CP-OFDM 256QAM | Inner_Full | 12_6 | 816.5 | 163300 | 18.50 | 17.61 |
| 15 | Middle | 15 | 5 | DFT-s-OFDM QPSK | Edge_Full_Right | 2_23 | 816.5 | 163300 | 24.00 | 23.19 |
| 16 | Middle | 15 | 5 | DFT-s-OFDM QPSK | Edge_Full_Left | 2_0 | 816.5 | 163300 | 24.00 | 23.18 |
| 17 | Middle | 15 | 5 | DFT-s-OFDM QPSK | Edge_1RB_Right | 1_24 | 816.5 | 163300 | 24.00 | 23.26 |
| 18 | Middle | 15 | 5 | DFT-s-OFDM QPSK | Edge_1RB_Left | 1_0 | 816.5 | 163300 | 24.00 | 23.19 |
| 19 | Middle | 15 | 5 | DFT-s-OFDM QPSK | Inner_1RB_Right | 1_23 | 816.5 | 163300 | 25.00 | 24.14 |
| 20 | Middle | 15 | 5 | DFT-s-OFDM QPSK | Inner_1RB_Left | 1_1 | 816.5 | 163300 | 25.00 | 24.15 |
| 21 | Middle | 15 | 5 | DFT-s-OFDM QPSK | Outer_Full | 25_0 | 816.5 | 163300 | 24.00 | 23.22 |
| 22 | Middle | 15 | 10 | DFT-s-OFDM QPSK | Inner_Full | 25_12 | 831.5 | 166300 | 25.00 | 24.02 |
| 23 | Middle | 15 | 15 | DFT-s-OFDM QPSK | Inner_Full | 36_18 | 831.5 | 166300 | 25.00 | 23.85 |

| No. | Test Freq Description | 5G-n30 | | | | | | | Tune up | Power Results |
|-----|-----------------------|-----------|-------------|-----------------------|-----------------|-------|---------------------|-------------|---------|---------------|
| | | SCS (kHz) | NR BW (MHz) | Modulation | RB allocation | | NR Test Freq. (MHz) | NR Test CH. | | n30 |
| 1 | High | 15 | 5 | DFT-s-OFDM QPSK | Inner_Full | 12_6 | 2312.5 | 462500 | 25.00 | 24.23 |
| 2 | Middle | 15 | 5 | DFT-s-OFDM QPSK | Inner_Full | 12_6 | 2310 | 462000 | 25.00 | 24.27 |
| 3 | Low | 15 | 5 | DFT-s-OFDM QPSK | Inner_Full | 12_6 | 2307.5 | 461500 | 25.00 | 24.20 |
| 4 | Middle | 15 | 20 | DFT-s-OFDM QPSK | Inner_Full | 25_12 | 2310 | 462000 | 25.00 | 24.18 |
| 5 | Middle | 15 | 5 | DFT-s-OFDM PI/2 BPSK1 | Inner_Full | 12_6 | 2310 | 462000 | 25.00 | 24.22 |
| 6 | Middle | 15 | 5 | DFT-s-OFDM 16QAM | Inner_Full | 12_6 | 2310 | 462000 | 24.00 | 23.32 |
| 7 | Middle | 15 | 5 | DFT-s-OFDM 64QAM | Inner_Full | 12_6 | 2310 | 462000 | 22.50 | 21.58 |
| 8 | Middle | 15 | 5 | DFT-s-OFDM 256QAM | Inner_Full | 12_6 | 2310 | 462000 | 20.50 | 19.70 |
| 9 | Middle | 15 | 5 | CP-OFDM QPSK | Inner_Full | 12_6 | 2310 | 462000 | 23.50 | 22.52 |
| 10 | Middle | 15 | 5 | CP-OFDM 16QAM | Inner_Full | 12_6 | 2310 | 462000 | 23.00 | 22.22 |
| 11 | Middle | 15 | 5 | CP-OFDM 64QAM | Inner_Full | 12_6 | 2310 | 462000 | 21.50 | 20.74 |
| 12 | Middle | 15 | 5 | CP-OFDM 256QAM | Inner_Full | 12_6 | 2310 | 462000 | 18.50 | 17.61 |
| 13 | Middle | 15 | 5 | DFT-s-OFDM QPSK | Edge_Full_Right | 2_23 | 2310 | 462000 | 24.00 | 23.17 |
| 14 | Middle | 15 | 5 | DFT-s-OFDM QPSK | Edge_Full_Left | 2_0 | 2310 | 462000 | 24.00 | 23.14 |
| 15 | Middle | 15 | 5 | DFT-s-OFDM QPSK | Edge_1RB_Right | 1_24 | 2310 | 462000 | 24.00 | 23.18 |
| 16 | Middle | 15 | 5 | DFT-s-OFDM QPSK | Edge_1RB_Left | 1_0 | 2310 | 462000 | 24.00 | 23.06 |
| 17 | Middle | 15 | 5 | DFT-s-OFDM QPSK | Inner_1RB_Right | 1_23 | 2310 | 462000 | 25.00 | 24.07 |
| 18 | Middle | 15 | 5 | DFT-s-OFDM QPSK | Inner_1RB_Left | 1_1 | 2310 | 462000 | 25.00 | 24.14 |
| 19 | Middle | 15 | 5 | DFT-s-OFDM QPSK | Outer_Full | 25_0 | 2310 | 462000 | 24.00 | 23.19 |

| No. | Test Freq Description | 5G-n30 | | | | | | | Tune up | Power Results |
|-----|-----------------------|-----------|-------------|-----------------------|-----------------|-------|---------------------|-------------|---------|---------------|
| | | SCS (kHz) | NR BW (MHz) | Modulation | RB allocation | | NR Test Freq. (MHz) | NR Test CH. | | n30 |
| 1 | High | 15 | 5 | DFT-s-OFDM QPSK | Inner_Full | 12_6 | 2312.5 | 462500 | 25.00 | 24.94 |
| 2 | Middle | 15 | 5 | DFT-s-OFDM QPSK | Inner_Full | 12_6 | 2310 | 462000 | 25.00 | 24.96 |
| 3 | Low | 15 | 5 | DFT-s-OFDM QPSK | Inner_Full | 12_6 | 2307.5 | 461500 | 25.00 | 24.88 |
| 4 | Middle | 15 | 20 | DFT-s-OFDM QPSK | Inner_Full | 25_12 | 2310 | 462000 | 25.00 | 24.86 |
| 5 | Middle | 15 | 5 | DFT-s-OFDM PI/2 BPSK1 | Inner_Full | 12_6 | 2310 | 462000 | 25.00 | 24.95 |
| 6 | Middle | 15 | 5 | DFT-s-OFDM 16QAM | Inner_Full | 12_6 | 2310 | 462000 | 24.00 | 24.08 |
| 7 | Middle | 15 | 5 | DFT-s-OFDM 64QAM | Inner_Full | 12_6 | 2310 | 462000 | 22.50 | 22.66 |
| 8 | Middle | 15 | 5 | DFT-s-OFDM 256QAM | Inner_Full | 12_6 | 2310 | 462000 | 20.50 | 20.41 |
| 9 | Middle | 15 | 5 | CP-OFDM QPSK | Inner_Full | 12_6 | 2310 | 462000 | 23.50 | 23.57 |
| 10 | Middle | 15 | 5 | CP-OFDM 16QAM | Inner_Full | 12_6 | 2310 | 462000 | 23.00 | 23.05 |
| 11 | Middle | 15 | 5 | CP-OFDM 64QAM | Inner_Full | 12_6 | 2310 | 462000 | 21.50 | 21.52 |
| 12 | Middle | 15 | 5 | CP-OFDM 256QAM | Inner_Full | 12_6 | 2310 | 462000 | 18.50 | 18.32 |
| 13 | Middle | 15 | 5 | DFT-s-OFDM QPSK | Edge_Full_Right | 2_23 | 2310 | 462000 | 24.00 | 24.04 |
| 14 | Middle | 15 | 5 | DFT-s-OFDM QPSK | Edge_Full_Left | 2_0 | 2310 | 462000 | 24.00 | 24.18 |
| 15 | Middle | 15 | 5 | DFT-s-OFDM QPSK | Edge_1RB_Right | 1_24 | 2310 | 462000 | 24.00 | 24.15 |
| 16 | Middle | 15 | 5 | DFT-s-OFDM QPSK | Edge_1RB_Left | 1_0 | 2310 | 462000 | 24.00 | 24.14 |
| 17 | Middle | 15 | 5 | DFT-s-OFDM QPSK | Inner_1RB_Right | 1_23 | 2310 | 462000 | 25.00 | 24.93 |
| 18 | Middle | 15 | 5 | DFT-s-OFDM QPSK | Inner_1RB_Left | 1_1 | 2310 | 462000 | 25.00 | 24.88 |
| 19 | Middle | 15 | 5 | DFT-s-OFDM QPSK | Outer_Full | 25_0 | 2310 | 462000 | 24.00 | 24.05 |

| No. | Test Freq Description | 5G-n41 | | | | | | | Tune up | Power Results (dBm) n41 |
|-----|-----------------------|-----------|-------------|-----------------------|-----------------|--------|---------------------|-------------|---------|----------------------------|
| | | SCS (kHz) | NR BW (MHz) | Modulation | RB allocation | | NR Test Freq. (MHz) | NR Test CH. | | |
| 1 | High | 30 | 20 | DFT-s-OFDM QPSK | Inner_Full | 25_12 | 2679.99 | 535998 | 26.50 | 25.03 |
| 2 | Middle1 | 30 | 20 | DFT-s-OFDM QPSK | Inner_Full | 25_12 | 2636.49 | 527298 | 26.50 | 25.00 |
| 3 | Middle2 | 30 | 20 | DFT-s-OFDM QPSK | Inner_Full | 25_12 | 2592.99 | 518598 | 26.50 | 25.05 |
| 4 | Middle3 | 30 | 20 | DFT-s-OFDM QPSK | Inner_Full | 25_12 | 2549.505 | 509901 | 26.50 | 24.95 |
| 5 | Low | 30 | 20 | DFT-s-OFDM QPSK | Inner_Full | 25_12 | 2506.02 | 501204 | 26.50 | 25.01 |
| 6 | High | 30 | 100 | DFT-s-OFDM QPSK | Inner_Full | 135_67 | 2640 | 528000 | 26.50 | 25.01 |
| 7 | Middle1 | 30 | 100 | DFT-s-OFDM QPSK | Inner_Full | 135_67 | 2616.495 | 523299 | 26.50 | 25.02 |
| 8 | Middle2 | 30 | 100 | DFT-s-OFDM QPSK | Inner_Full | 135_67 | 2592.99 | 518598 | 26.50 | 24.73 |
| 9 | Middle3 | 30 | 100 | DFT-s-OFDM QPSK | Inner_Full | 135_67 | 2569.5 | 513900 | 26.50 | 24.68 |
| 10 | Low | 30 | 100 | DFT-s-OFDM QPSK | Inner_Full | 135_67 | 2546.01 | 509202 | 26.50 | 24.75 |
| 11 | Middle2 | 30 | 20 | DFT-s-OFDM PI/2 BPSK1 | Inner_Full | 12_6 | 2592.99 | 518598 | 26.50 | 25.04 |
| 12 | Middle2 | 30 | 20 | DFT-s-OFDM 16QAM | Inner_Full | 12_6 | 2592.99 | 518598 | 25.00 | 24.86 |
| 13 | Middle2 | 30 | 20 | DFT-s-OFDM 64QAM | Inner_Full | 12_6 | 2592.99 | 518598 | 24.00 | 23.25 |
| 14 | Middle2 | 30 | 20 | DFT-s-OFDM 256QAM | Inner_Full | 12_6 | 2592.99 | 518598 | 22.00 | 21.20 |
| 15 | Middle2 | 30 | 20 | CP-OFDM QPSK | Inner_Full | 12_6 | 2592.99 | 518598 | 25.00 | 24.27 |
| 16 | Middle2 | 30 | 20 | CP-OFDM 16QAM | Inner_Full | 12_6 | 2592.99 | 518598 | 24.50 | 23.75 |
| 17 | Middle2 | 30 | 20 | CP-OFDM 64QAM | Inner_Full | 12_6 | 2592.99 | 518598 | 23.00 | 22.18 |
| 18 | Middle2 | 30 | 20 | CP-OFDM 256QAM | Inner_Full | 12_6 | 2592.99 | 518598 | 20.00 | 19.82 |
| 19 | Middle | 30 | 20 | DFT-s-OFDM QPSK | Edge_Full_Right | 2_49 | 2592.99 | 518598 | 23.00 | 22.11 |
| 20 | Middle | 30 | 20 | DFT-s-OFDM QPSK | Edge_Full_Left | 2_0 | 2592.99 | 518598 | 23.00 | 21.92 |
| 21 | Middle | 30 | 20 | DFT-s-OFDM QPSK | Edge_1RB_Right | 1_49 | 2592.99 | 518598 | 23.00 | 22.12 |
| 22 | Middle | 30 | 20 | DFT-s-OFDM QPSK | Edge_1RB_Left | 1_1 | 2592.99 | 518598 | 23.00 | 22.26 |
| 23 | Middle | 30 | 20 | DFT-s-OFDM QPSK | Inner_1RB_Right | 1_0 | 2592.99 | 518598 | 26.50 | 25.02 |
| 24 | Middle | 30 | 20 | DFT-s-OFDM QPSK | Inner_1RB_Left | 1_50 | 2592.99 | 518598 | 26.50 | 24.97 |
| 25 | Middle | 30 | 20 | DFT-s-OFDM QPSK | Outer_Full | 50_0 | 2592.99 | 518598 | 25.50 | 24.02 |
| 26 | Middle2 | 30 | 30 | DFT-s-OFDM QPSK | Inner_Full | 36_18 | 2592.99 | 518598 | 26.50 | 25.03 |
| 27 | Middle2 | 30 | 40 | DFT-s-OFDM QPSK | Inner_Full | 50_25 | 2592.99 | 518598 | 26.50 | 25.04 |
| 28 | Middle2 | 30 | 50 | DFT-s-OFDM QPSK | Inner_Full | 64_32 | 2592.99 | 518598 | 26.50 | 24.92 |
| 29 | Middle2 | 30 | 60 | DFT-s-OFDM QPSK | Inner_Full | 81_40 | 2592.99 | 518598 | 26.50 | 24.85 |
| 30 | Middle2 | 30 | 80 | DFT-s-OFDM QPSK | Inner_Full | 108_54 | 2592.99 | 518598 | 26.50 | 25.03 |
| 31 | Middle2 | 30 | 90 | DFT-s-OFDM QPSK | Inner_Full | 120_60 | 2592.99 | 518598 | 26.50 | 24.89 |

| No. | Test Freq Description | 5G-n66 | | | | | | | Tune up | Power Results (dBm) n66 |
|-----|-----------------------|-----------|-------------|-----------------------|-----------------|-------|---------------------|-------------|---------|----------------------------|
| | | SCS (kHz) | NR BW (MHz) | Modulation | RB allocation | | NR Test Freq. (MHz) | NR Test CH. | | |
| 1 | High | 15 | 5 | DFT-s-OFDM QPSK | Inner_Full | 12_6 | 1777.5 | 355500 | 25.00 | 23.88 |
| 2 | Middle | 15 | 5 | DFT-s-OFDM QPSK | Inner_Full | 12_6 | 1745 | 349000 | 25.00 | 23.96 |
| 3 | Low | 15 | 5 | DFT-s-OFDM QPSK | Inner_Full | 12_6 | 1712.5 | 342500 | 25.00 | 23.94 |
| 4 | High | 15 | 20 | DFT-s-OFDM QPSK | Inner_Full | 50_25 | 1770 | 354000 | 25.00 | 23.85 |
| 5 | Middle | 15 | 20 | DFT-s-OFDM QPSK | Inner_Full | 50_25 | 1745 | 349000 | 25.00 | 23.88 |
| 6 | Low | 15 | 20 | DFT-s-OFDM QPSK | Inner_Full | 50_25 | 1720 | 344000 | 25.00 | 23.86 |
| 7 | Middle | 15 | 5 | DFT-s-OFDM PI/2 BPSK1 | Inner_Full | 12_6 | 1745 | 349000 | 25.00 | 23.94 |
| 8 | Middle | 15 | 5 | DFT-s-OFDM 16QAM | Inner_Full | 12_6 | 1745 | 349000 | 24.00 | 23.13 |
| 9 | Middle | 15 | 5 | DFT-s-OFDM 64QAM | Inner_Full | 12_6 | 1745 | 349000 | 22.50 | 21.39 |
| 10 | Middle | 15 | 5 | DFT-s-OFDM 256QAM | Inner_Full | 12_6 | 1745 | 349000 | 20.50 | 19.53 |
| 11 | Middle | 15 | 5 | CP-OFDM QPSK | Inner_Full | 12_6 | 1745 | 349000 | 23.50 | 22.41 |
| 12 | Middle | 15 | 5 | CP-OFDM 16QAM | Inner_Full | 12_6 | 1745 | 349000 | 23.00 | 22.02 |
| 13 | Middle | 15 | 5 | CP-OFDM 64QAM | Inner_Full | 12_6 | 1745 | 349000 | 21.50 | 20.53 |
| 14 | Middle | 15 | 5 | CP-OFDM 256QAM | Inner_Full | 12_6 | 1745 | 349000 | 18.50 | 17.55 |
| 15 | Middle | 15 | 5 | DFT-s-OFDM QPSK | Edge_Full_Right | 2_23 | 1745 | 349000 | 24.00 | 23.02 |
| 16 | Middle | 15 | 5 | DFT-s-OFDM QPSK | Edge_Full_Left | 2_0 | 1745 | 349000 | 24.00 | 23.03 |
| 17 | Middle | 15 | 5 | DFT-s-OFDM QPSK | Edge_1RB_Right | 1_24 | 1745 | 349000 | 24.00 | 23.00 |
| 18 | Middle | 15 | 5 | DFT-s-OFDM QPSK | Edge_1RB_Left | 1_0 | 1745 | 349000 | 24.00 | 22.96 |
| 19 | Middle | 15 | 5 | DFT-s-OFDM QPSK | Inner_1RB_Right | 1_23 | 1745 | 349000 | 25.00 | 23.95 |
| 20 | Middle | 15 | 5 | DFT-s-OFDM QPSK | Inner_1RB_Left | 1_1 | 1745 | 349000 | 25.00 | 23.93 |
| 21 | Middle | 15 | 5 | DFT-s-OFDM QPSK | Outer_Full | 25_0 | 1745 | 349000 | 24.00 | 22.94 |
| 22 | Middle | 15 | 10 | DFT-s-OFDM QPSK | Inner_Full | 25_12 | 1745 | 349000 | 25.00 | 23.92 |
| 23 | Middle | 15 | 15 | DFT-s-OFDM QPSK | Inner_Full | 36_18 | 1745 | 349000 | 25.00 | 23.90 |
| 24 | Middle | 15 | 20 | DFT-s-OFDM QPSK | Inner_Full | 50_25 | 1745 | 349000 | 25.00 | 23.91 |

| No. | Test Freq Description | 5G-n66 | | | | | | | Tune up | Power Results (dBm) |
|-----|-----------------------|-----------|-------------|-----------------------|-----------------|-------|---------------------|-------------|---------|---------------------|
| | | SCS (kHz) | NR BW (MHz) | Modulation | RB allocation | | NR Test Freq. (MHz) | NR Test CH. | | n66 |
| 1 | High | 15 | 5 | DFT-s-OFDM QPSK | Inner_Full | 12_6 | 1777.5 | 355500 | 25.00 | 24.47 |
| 2 | Middle | 15 | 5 | DFT-s-OFDM QPSK | Inner_Full | 12_6 | 1745 | 349000 | 25.00 | 24.49 |
| 3 | Low | 15 | 5 | DFT-s-OFDM QPSK | Inner_Full | 12_6 | 1712.5 | 342500 | 25.00 | 24.41 |
| 4 | High | 15 | 20 | DFT-s-OFDM QPSK | Inner_Full | 50_25 | 1770 | 354000 | 25.00 | 24.19 |
| 5 | Middle | 15 | 20 | DFT-s-OFDM QPSK | Inner_Full | 50_25 | 1745 | 349000 | 25.00 | 24.40 |
| 6 | Low | 15 | 20 | DFT-s-OFDM QPSK | Inner_Full | 50_25 | 1720 | 344000 | 25.00 | 24.43 |
| 7 | Middle | 15 | 5 | DFT-s-OFDM PI/2 BPSK1 | Inner_Full | 12_6 | 1745 | 349000 | 25.00 | 24.47 |
| 8 | Middle | 15 | 5 | DFT-s-OFDM 16QAM | Inner_Full | 12_6 | 1745 | 349000 | 24.00 | 23.43 |
| 9 | Middle | 15 | 5 | DFT-s-OFDM 64QAM | Inner_Full | 12_6 | 1745 | 349000 | 22.50 | 22.04 |
| 10 | Middle | 15 | 5 | DFT-s-OFDM 256QAM | Inner_Full | 12_6 | 1745 | 349000 | 20.50 | 19.83 |
| 11 | Middle | 15 | 5 | CP-OFDM QPSK | Inner_Full | 12_6 | 1745 | 349000 | 23.50 | 22.93 |
| 12 | Middle | 15 | 5 | CP-OFDM 16QAM | Inner_Full | 12_6 | 1745 | 349000 | 23.00 | 22.42 |
| 13 | Middle | 15 | 5 | CP-OFDM 64QAM | Inner_Full | 12_6 | 1745 | 349000 | 21.50 | 20.92 |
| 14 | Middle | 15 | 5 | CP-OFDM 256QAM | Inner_Full | 12_6 | 1745 | 349000 | 18.50 | 17.78 |
| 15 | Middle | 15 | 5 | DFT-s-OFDM QPSK | Edge_Full_Right | 2_23 | 1745 | 349000 | 24.00 | 23.39 |
| 16 | Middle | 15 | 5 | DFT-s-OFDM QPSK | Edge_Full_Left | 2_0 | 1745 | 349000 | 24.00 | 23.53 |
| 17 | Middle | 15 | 5 | DFT-s-OFDM QPSK | Edge_1RB_Right | 1_24 | 1745 | 349000 | 24.00 | 23.50 |
| 18 | Middle | 15 | 5 | DFT-s-OFDM QPSK | Edge_1RB_Left | 1_0 | 1745 | 349000 | 24.00 | 23.49 |
| 19 | Middle | 15 | 5 | DFT-s-OFDM QPSK | Inner_1RB_Right | 1_23 | 1745 | 349000 | 25.00 | 24.54 |
| 20 | Middle | 15 | 5 | DFT-s-OFDM QPSK | Inner_1RB_Left | 1_1 | 1745 | 349000 | 25.00 | 24.53 |
| 21 | Middle | 15 | 5 | DFT-s-OFDM QPSK | Outer_Full | 25_0 | 1745 | 349000 | 24.00 | 23.40 |
| 22 | Middle | 15 | 10 | DFT-s-OFDM QPSK | Inner_Full | 25_12 | 1745 | 349000 | 25.00 | 24.42 |
| 23 | Middle | 15 | 15 | DFT-s-OFDM QPSK | Inner_Full | 36_18 | 1745 | 349000 | 25.00 | 24.39 |
| 24 | Middle | 15 | 20 | DFT-s-OFDM QPSK | Inner_Full | 50_25 | 1745 | 349000 | 25.00 | 24.35 |

| No. | Test Freq Description | 5G-n70 | | | | | | | Tune up | Power Results (dBm) |
|-----|-----------------------|-----------|-------------|-----------------------|-----------------|-------|---------------------|-------------|---------|---------------------|
| | | SCS (kHz) | NR BW (MHz) | Modulation | RB allocation | | NR Test Freq. (MHz) | NR Test CH. | | n70 |
| 1 | High | 15 | 5 | DFT-s-OFDM QPSK | Inner_Full | 12_6 | 1707.5 | 341500 | 25.00 | 23.94 |
| 2 | Middle | 15 | 5 | DFT-s-OFDM QPSK | Inner_Full | 12_6 | 1702.5 | 340500 | 25.00 | 23.92 |
| 3 | Low | 15 | 5 | DFT-s-OFDM QPSK | Inner_Full | 12_6 | 1697.5 | 339500 | 25.00 | 23.89 |
| 4 | Middle | 15 | 15 | DFT-s-OFDM QPSK | Inner_Full | 36_18 | 1702.5 | 340500 | 25.00 | 23.79 |
| 5 | Middle | 15 | 5 | DFT-s-OFDM PI/2 BPSK1 | Inner_Full | 12_6 | 1702.5 | 340500 | 25.00 | 23.84 |
| 6 | Middle | 15 | 5 | DFT-s-OFDM 16QAM | Inner_Full | 12_6 | 1702.5 | 340500 | 24.00 | 22.97 |
| 7 | Middle | 15 | 5 | DFT-s-OFDM 64QAM | Inner_Full | 12_6 | 1702.5 | 340500 | 22.50 | 21.23 |
| 8 | Middle | 15 | 5 | DFT-s-OFDM 256QAM | Inner_Full | 12_6 | 1702.5 | 340500 | 20.50 | 19.39 |
| 9 | Middle | 15 | 5 | CP-OFDM QPSK | Inner_Full | 12_6 | 1702.5 | 340500 | 23.50 | 22.30 |
| 10 | Middle | 15 | 5 | CP-OFDM 16QAM | Inner_Full | 12_6 | 1702.5 | 340500 | 23.00 | 21.91 |
| 11 | Middle | 15 | 5 | CP-OFDM 64QAM | Inner_Full | 12_6 | 1702.5 | 340500 | 21.50 | 20.37 |
| 12 | Middle | 15 | 5 | CP-OFDM 256QAM | Inner_Full | 12_6 | 1702.5 | 340500 | 18.50 | 17.44 |
| 13 | Middle | 15 | 5 | DFT-s-OFDM QPSK | Edge_Full_Right | 2_23 | 1702.5 | 340500 | 24.00 | 22.92 |
| 14 | Middle | 15 | 5 | DFT-s-OFDM QPSK | Edge_Full_Left | 2_0 | 1702.5 | 340500 | 24.00 | 22.95 |
| 15 | Middle | 15 | 5 | DFT-s-OFDM QPSK | Edge_1RB_Right | 1_24 | 1702.5 | 340500 | 24.00 | 22.94 |
| 16 | Middle | 15 | 5 | DFT-s-OFDM QPSK | Edge_1RB_Left | 1_0 | 1702.5 | 340500 | 24.00 | 22.90 |
| 17 | Middle | 15 | 5 | DFT-s-OFDM QPSK | Inner_1RB_Right | 1_23 | 1702.5 | 340500 | 25.00 | 23.92 |
| 18 | Middle | 15 | 5 | DFT-s-OFDM QPSK | Inner_1RB_Left | 1_1 | 1702.5 | 340500 | 25.00 | 23.92 |
| 19 | Middle | 15 | 5 | DFT-s-OFDM QPSK | Outer_Full | 25_0 | 1702.5 | 340500 | 24.00 | 22.96 |
| 20 | Middle | 15 | 10 | DFT-s-OFDM QPSK | Inner_Full | 25_12 | 1702.5 | 340500 | 25.00 | 23.80 |

| No. | Test Freq Description | 5G-n71 | | | | | | | Power Results (dBm) | |
|-----|-----------------------|-----------|-------------|-----------------------|-----------------|-------|---------------------|-------------|---------------------|-------|
| | | SCS (kHz) | NR BW (MHz) | Modulation | RB allocation | | NR Test Freq. (MHz) | NR Test CH. | Tune up | n71 |
| 1 | High | 15 | 5 | DFT-s-OFDM QPSK | Inner_Full | 12_6 | 695.5 | 139100 | 25.00 | 23.91 |
| 2 | Middle | 15 | 5 | DFT-s-OFDM QPSK | Inner_Full | 12_6 | 680.5 | 136100 | 25.00 | 23.95 |
| 3 | Low | 15 | 5 | DFT-s-OFDM QPSK | Inner_Full | 12_6 | 665.5 | 133100 | 25.00 | 23.90 |
| 4 | High | 15 | 20 | DFT-s-OFDM QPSK | Inner_Full | 50_25 | 688 | 137600 | 25.00 | 23.80 |
| 5 | Middle | 15 | 20 | DFT-s-OFDM QPSK | Inner_Full | 50_25 | 680.5 | 136100 | 25.00 | 23.85 |
| 6 | Low | 15 | 20 | DFT-s-OFDM QPSK | Inner_Full | 50_25 | 673 | 134600 | 25.00 | 23.92 |
| 7 | Middle | 15 | 5 | DFT-s-OFDM Pi/2 BPSK1 | Inner_Full | 12_6 | 680.5 | 136100 | 25.00 | 23.92 |
| 8 | Middle | 15 | 5 | DFT-s-OFDM 16QAM | Inner_Full | 12_6 | 680.5 | 136100 | 24.00 | 23.01 |
| 9 | Middle | 15 | 5 | DFT-s-OFDM 64QAM | Inner_Full | 12_6 | 680.5 | 136100 | 22.50 | 21.30 |
| 10 | Middle | 15 | 5 | DFT-s-OFDM 256QAM | Inner_Full | 12_6 | 680.5 | 136100 | 20.50 | 19.50 |
| 11 | Middle | 15 | 5 | CP-OFDM QPSK | Inner_Full | 12_6 | 680.5 | 136100 | 23.50 | 22.35 |
| 12 | Middle | 15 | 5 | CP-OFDM 16QAM | Inner_Full | 12_6 | 680.5 | 136100 | 23.00 | 21.98 |
| 13 | Middle | 15 | 5 | CP-OFDM 64QAM | Inner_Full | 12_6 | 680.5 | 136100 | 21.50 | 20.50 |
| 14 | Middle | 15 | 5 | CP-OFDM 256QAM | Inner_Full | 12_6 | 680.5 | 136100 | 18.50 | 17.50 |
| 15 | Middle | 15 | 5 | DFT-s-OFDM QPSK | Edge_Full_Right | 2_23 | 680.5 | 136100 | 24.00 | 22.90 |
| 16 | Middle | 15 | 5 | DFT-s-OFDM QPSK | Edge_Full_Left | 2_0 | 680.5 | 136100 | 24.00 | 22.84 |
| 17 | Middle | 15 | 5 | DFT-s-OFDM QPSK | Edge_1RB_Right | 1_24 | 680.5 | 136100 | 24.00 | 22.77 |
| 18 | Middle | 15 | 5 | DFT-s-OFDM QPSK | Edge_1RB_Left | 1_0 | 680.5 | 136100 | 24.00 | 22.77 |
| 19 | Middle | 15 | 5 | DFT-s-OFDM QPSK | Inner_1RB_Right | 1_23 | 680.5 | 136100 | 25.00 | 23.86 |
| 20 | Middle | 15 | 5 | DFT-s-OFDM QPSK | Inner_1RB_Left | 1_1 | 680.5 | 136100 | 25.00 | 23.81 |
| 21 | Middle | 15 | 5 | DFT-s-OFDM QPSK | Outer_Full | 25_0 | 680.5 | 136100 | 24.00 | 22.85 |
| 22 | Middle | 15 | 10 | DFT-s-OFDM QPSK | Inner_Full | 25_12 | 680.5 | 136100 | 25.00 | 23.90 |
| 23 | Middle | 15 | 15 | DFT-s-OFDM QPSK | Inner_Full | 36_18 | 680.5 | 136100 | 25.00 | 23.86 |

| No. | Test Freq Description | 5G-n77 | | | | | | | Power Results (dBm) | |
|-----|-----------------------|-----------|-------------|-----------------------|-----------------|--------|---------------------|-------------|---------------------|-------|
| | | SCS (kHz) | NR BW (MHz) | Modulation | RB allocation | | NR Test Freq. (MHz) | NR Test CH. | Tune up | n77 |
| 1 | High | 30 | 20 | DFT-s-OFDM QPSK | Inner_Full | 25_12 | 3540 | 636000 | 26.00 | 25.18 |
| 2 | Middle | 30 | 20 | DFT-s-OFDM QPSK | Inner_Full | 25_12 | 3500.01 | 633334 | 26.00 | 25.28 |
| 3 | Low | 30 | 20 | DFT-s-OFDM QPSK | Inner_Full | 25_12 | 3460.02 | 630668 | 26.00 | 25.27 |
| 4 | High | 30 | 100 | DFT-s-OFDM QPSK | Inner_Full | 135_67 | 3499.98 | 633332 | 26.00 | 25.18 |
| 5 | Middle | 30 | 100 | DFT-s-OFDM QPSK | Inner_Full | 135_67 | 3500.01 | 633334 | 26.00 | 25.20 |
| 6 | Middle | 30 | 20 | DFT-s-OFDM Pi/2 BPSK1 | Inner_Full | 25_12 | 3500.01 | 633334 | 26.00 | 25.27 |
| 7 | Middle | 30 | 20 | DFT-s-OFDM 16QAM | Inner_Full | 25_12 | 3500.01 | 633334 | 25.00 | 24.10 |
| 8 | Middle | 30 | 20 | DFT-s-OFDM 64QAM | Inner_Full | 25_12 | 3500.01 | 633334 | 23.50 | 22.61 |
| 9 | Middle | 30 | 20 | DFT-s-OFDM 256QAM | Inner_Full | 25_12 | 3500.01 | 633334 | 21.50 | 20.78 |
| 10 | Middle | 30 | 20 | CP-OFDM QPSK | Inner_Full | 25_12 | 3500.01 | 633334 | 24.50 | 23.93 |
| 11 | Middle | 30 | 20 | CP-OFDM 16QAM | Inner_Full | 25_12 | 3500.01 | 633334 | 24.00 | 22.86 |
| 12 | Middle | 30 | 20 | CP-OFDM 64QAM | Inner_Full | 25_12 | 3500.01 | 633334 | 22.50 | 21.82 |
| 13 | Middle | 30 | 20 | CP-OFDM 256QAM | Inner_Full | 25_12 | 3500.01 | 633334 | 19.50 | 18.80 |
| 14 | Middle | 30 | 20 | DFT-s-OFDM Pi/2 BPSK1 | Edge_1RB_Right | 1—50 | 3500.01 | 633334 | 22.50 | 21.80 |
| 15 | Middle | 30 | 20 | DFT-s-OFDM Pi/2 BPSK1 | Edge_1RB_Left | 1-0 | 3500.01 | 633334 | 22.50 | 21.90 |
| 16 | Middle | 30 | 20 | DFT-s-OFDM Pi/2 BPSK1 | Edge_Full_Right | 2_49 | 3500.01 | 633334 | 22.50 | 21.86 |
| 17 | Middle | 30 | 20 | DFT-s-OFDM Pi/2 BPSK1 | Edge_Full_Left | 2_0 | 3500.01 | 633334 | 22.50 | 21.84 |
| 18 | Middle | 30 | 20 | DFT-s-OFDM Pi/2 BPSK1 | Inner_1RB_Right | 1-49 | 3500.01 | 633334 | 26.00 | 24.80 |
| 19 | Middle | 30 | 20 | DFT-s-OFDM Pi/2 BPSK1 | Inner_1RB_Left | 1_1 | 3500.01 | 633334 | 26.00 | 24.50 |
| 20 | Middle | 30 | 20 | DFT-s-OFDM Pi/2 BPSK1 | Outer_Full | 50_0 | 3500.01 | 633334 | 25.00 | 23.66 |
| 23 | Middle-5 | 30 | 30 | DFT-s-OFDM Pi/2 BPSK1 | Inner_Full | 36_18 | 3500.01 | 633334 | 26.00 | 25.24 |
| 24 | Middle-5 | 30 | 40 | DFT-s-OFDM Pi/2 BPSK1 | Inner_Full | 50_25 | 3500.01 | 633334 | 26.00 | 25.25 |
| 25 | Middle-5 | 30 | 60 | DFT-s-OFDM Pi/2 BPSK1 | Inner_Full | 81_40 | 3500.01 | 633334 | 26.00 | 25.23 |
| 26 | Middle-5 | 30 | 80 | DFT-s-OFDM Pi/2 BPSK1 | Inner_Full | 108_54 | 3500.01 | 633334 | 26.00 | 25.20 |

| No. | Test Freq Description | 5G-n77 | | | | | | | Tune up | Power Results (dBm) n77 |
|-----|-----------------------|-----------|-------------|-----------------------|-----------------|--------|---------------------|-------------|---------|----------------------------|
| | | SCS (kHz) | NR BW (MHz) | Modulation | RB allocation | | NR Test Freq. (MHz) | NR Test CH. | | |
| 1 | High | 30 | 20 | DFT-s-OFDM QPSK | Inner_Full | 25_12 | 3969.990 | 664666 | 25.50 | 24.04 |
| 2 | Middle-1 | 30 | 20 | DFT-s-OFDM QPSK | Inner_Full | 25_12 | 3918.000 | 661200 | 25.50 | 24.93 |
| 3 | Middle-2 | 30 | 20 | DFT-s-OFDM QPSK | Inner_Full | 25_12 | 3866.000 | 657733 | 25.50 | 25.02 |
| 4 | Middle-3 | 30 | 20 | DFT-s-OFDM QPSK | Inner_Full | 25_12 | 3814.000 | 654267 | 25.50 | 25.01 |
| 5 | Middle-5 | 30 | 20 | DFT-s-OFDM QPSK | Inner_Full | 25_12 | 3762.000 | 650800 | 25.50 | 25.29 |
| 6 | Low | 30 | 20 | DFT-s-OFDM QPSK | Inner_Full | 25_12 | 3710.010 | 647334 | 25.50 | 24.98 |
| 7 | High | 30 | 100 | DFT-s-OFDM QPSK | Inner_Full | 135_67 | 3930.000 | 662000 | 25.50 | 24.02 |
| 8 | Middle-1 | 30 | 100 | DFT-s-OFDM QPSK | Inner_Full | 135_67 | 3894.000 | 659600 | 25.50 | 24.45 |
| 9 | Middle-2 | 30 | 100 | DFT-s-OFDM QPSK | Inner_Full | 135_67 | 3858.000 | 657200 | 25.50 | 24.04 |
| 10 | Middle-3 | 30 | 100 | DFT-s-OFDM QPSK | Inner_Full | 135_67 | 3822.000 | 654800 | 25.50 | 24.03 |
| 11 | Middle-4 | 30 | 100 | DFT-s-OFDM QPSK | Inner_Full | 135_67 | 3786.000 | 652400 | 25.50 | 24.04 |
| 12 | Low | 30 | 100 | DFT-s-OFDM QPSK | Inner_Full | 135_67 | 3750.000 | 650000 | 25.50 | 24.15 |
| 13 | Middle-3 | 30 | 20 | DFT-s-OFDM PI/2 BPSK1 | Inner_Full | 25_12 | 3762.000 | 650800 | 26.00 | 25.20 |
| 14 | Middle-3 | 30 | 20 | DFT-s-OFDM 16QAM | Inner_Full | 25_12 | 3762.000 | 650800 | 25.00 | 23.84 |
| 15 | Middle-3 | 30 | 20 | DFT-s-OFDM 64QAM | Inner_Full | 25_12 | 3762.000 | 650800 | 23.50 | 22.81 |
| 16 | Middle-3 | 30 | 20 | DFT-s-OFDM 256QAM | Inner_Full | 25_12 | 3762.000 | 650800 | 21.50 | 20.86 |
| 17 | Middle-3 | 30 | 20 | CP-OFDM QPSK | Inner_Full | 25_12 | 3762.000 | 650800 | 24.50 | 23.87 |
| 18 | Middle-3 | 30 | 20 | CP-OFDM 16QAM | Inner_Full | 25_12 | 3762.000 | 650800 | 24.00 | 22.90 |
| 19 | Middle-3 | 30 | 20 | CP-OFDM 64QAM | Inner_Full | 25_12 | 3762.000 | 650800 | 22.50 | 21.73 |
| 20 | Middle-3 | 30 | 20 | CP-OFDM 256QAM | Inner_Full | 25_12 | 3762.000 | 650800 | 19.50 | 18.94 |
| 21 | Middle-3 | 30 | 20 | DFT-s-OFDM QPSK | Edge_Full_Right | 2_49 | 3762.000 | 650800 | 22.50 | 21.93 |
| 22 | Middle-3 | 30 | 20 | DFT-s-OFDM QPSK | Edge_Full_Left | 2_0 | 3762.000 | 650800 | 22.50 | 21.86 |
| 23 | Middle-3 | 30 | 20 | DFT-s-OFDM QPSK | Inner_1RB_Right | 1_49 | 3762.000 | 650800 | 26.00 | 24.63 |
| 24 | Middle-3 | 30 | 20 | DFT-s-OFDM QPSK | Inner_1RB_Left | 1_1 | 3762.000 | 650800 | 26.00 | 24.77 |
| 25 | Middle-3 | 30 | 20 | DFT-s-OFDM QPSK | Outer_Full | 50_0 | 3762.000 | 650800 | 25.00 | 23.81 |
| 26 | Middle-3 | 30 | 20 | DFT-s-OFDM QPSK | Edge_1RB_Left | 1_0 | 3762.000 | 650800 | 22.50 | 21.88 |
| 27 | Middle-3 | 30 | 20 | DFT-s-OFDM QPSK | Edge_1RB_Right | 1_50 | 3762.000 | 650800 | 22.50 | 21.83 |
| 28 | Middle-5 | 30 | 30 | DFT-s-OFDM QPSK | Inner_Full | 36_18 | 3762.000 | 650800 | 26.00 | 24.61 |
| 29 | Middle-5 | 30 | 40 | DFT-s-OFDM QPSK | Inner_Full | 50_25 | 3762.000 | 650800 | 26.00 | 24.06 |
| 30 | Middle-5 | 30 | 60 | DFT-s-OFDM QPSK | Inner_Full | 81_40 | 3762.000 | 650800 | 26.00 | 24.15 |
| 31 | Middle-5 | 30 | 80 | DFT-s-OFDM QPSK | Inner_Full | 108_54 | 3762.000 | 650800 | 26.00 | 24.11 |

11.5 Wi-Fi and BT Measurement result

The maximum output power of BT antenna is 9.66dBm.

The maximum tune up of BT antenna is 10dBm.

WIFI 2.4G

| Power rating | Channel | tune up |
|-------------------|---------|---------|
| 802.11b-1M | 1 | 21.5 |
| | 6 | 21.5 |
| | 11 | 21.5 |
| 802.11g-6M | 1 | 20 |
| | 6 | 20 |
| | 11 | 20 |
| 802.11n-20M | 1 | 20 |
| | 6 | 20 |
| | 11 | 20 |
| 802.11n-HT40-MCS0 | 3 | 19 |
| | 6 | 19 |
| | 9 | 19 |

WIFI 5G

| Power rating | Channel | tune up |
|-------------------|---------|---------|
| 802.11a-6M | 36-48 | 20 |
| | 52-64 | 20 |
| | 100 | 18.5 |
| | 104-136 | 20 |
| | 140 | 18.5 |
| | 144-165 | 20.5 |
| 802.11n-HT20-MCS0 | 36 | 19.5 |
| | 40-48 | 20 |
| | 52-64 | 20 |
| | 100 | 18 |
| | 104-136 | 20 |
| | 140 | 17 |
| | 144-165 | 20 |
| 802.11n-HT40-MCS0 | 38 | 14 |
| | 46-58 | 19 |
| | 62 | 14.5 |
| | 102 | 18 |
| | 110-159 | 19 |

| | | |
|----------------------|---------|------|
| 802.11ac-VHT20-MCS0 | 36 | 19.5 |
| | 40-48 | 20 |
| | 52-64 | 20 |
| | 100 | 18 |
| | 104-136 | 20 |
| | 140 | 17 |
| | 149-165 | 20 |
| 802.11ac-VHT40-MCS0 | 38 | 14 |
| | 46-58 | 19 |
| | 62 | 14 |
| | 102 | 18 |
| | 106-142 | 19 |
| | 151-159 | 19 |
| 802.11ac-VHT80M-MCS0 | 42 | 13.5 |
| | 58 | 14 |
| | 106 | 13.5 |
| | 122-138 | 18 |
| | 155 | 18 |

2.4G-WIFI mode Reduce Power for head or Body

| Mode | Band | tune up |
|------|-------------------|---------|
| head | 802.11b-1M | 11.5 |
| | 802.11g-6M | 11.5 |
| | 802.11n-20M | 11.5 |
| | 802.11n-HT40-MCS0 | 11.5 |
| Body | 802.11b-1M | 18 |
| | 802.11g-6M | 18 |
| | 802.11n-20M | 18 |
| | 802.11n-HT40-MCS0 | 19 |

5G-WIFI mode Reduce Power for head or Body

| Mode | Band | tune up |
|------|----------------------|---------|
| Head | 802.11a-6M | 12.5 |
| | 802.11n-HT20-MCS0 | 12.5 |
| | 802.11n-HT40-MCS0 | 12.5 |
| | 802.11ac-VHT20-MCS0 | 12.5 |
| | 802.11ac-VHT40-MCS0 | 12.5 |
| | 802.11ac-VHT80M-MCS0 | 12.5 |
| | 802.11a-6M | 11 |
| | 802.11n-HT20-MCS0 | 11 |
| | 802.11n-HT40-MCS0 | 11 |
| | 802.11ac-VHT20-MCS0 | 11 |

| | | |
|------|----------------------|----|
| Body | 802.11ac-VHT40-MCS0 | 11 |
| | 802.11ac-VHT80M-MCS0 | 11 |

The average conducted power for Wi-Fi 2.4G is as following:

| 2.4GHz | | |
|---------------|-------------------|-------|
| 802.11b | Channel\data rate | 1Mbps |
| WLAN2450 | 11(2462MHz) | 20.85 |
| | 6(2437(MHz) | 20.77 |
| | 1(2412MHz) | 20.33 |
| Tune up | | 21.50 |
| 802.11g | Channel\data rate | 6Mbps |
| WLAN2450 | 11(2462MHz) | 20.49 |
| | 6(2437(MHz) | 20.35 |
| | 1(2412MHz) | 20.18 |
| Tune up | | 21.00 |
| 802.11n-20MHz | Channel\data rate | MCS0 |
| WLAN2450 | 11(2462MHz) | 20.06 |
| | 6(2437(MHz) | 20.18 |
| | 1(2412MHz) | 20.09 |
| Tune up | | 21.00 |
| 802.11n-40MHz | Channel\data rate | MCS0 |
| WLAN2450 | 9(2452MHz) | 20.66 |
| | 6(2437MHz) | 20.93 |
| | 3(2422MHz) | 20.64 |
| Tune up | | 21.00 |

| 2.4GHz | | |
|---------------|-------------------|-------|
| 802.11b | Channel\data rate | 1Mbps |
| WLAN2450 | 11(2462MHz) | 10.46 |
| | 6(2437(MHz) | 10.20 |
| | 1(2412MHz) | 10.04 |
| Tune up | | 11.50 |
| 802.11g | Channel\data rate | 6Mbps |
| WLAN2450 | 11(2462MHz) | 10.53 |
| | 6(2437(MHz) | 10.73 |
| | 1(2412MHz) | 10.42 |
| Tune up | | 11.50 |
| 802.11n-20MHz | Channel\data rate | MCS0 |
| WLAN2450 | 11(2462MHz) | 10.33 |

| | | |
|---------------|-------------------|-------|
| | 6(2437(MHz)) | 10.54 |
| | 1(2412MHz) | 10.23 |
| Tune up | | 11.50 |
| 802.11n-40MHz | Channel\data rate | MCS0 |
| WLAN2450 | 9(2452MHz) | 11.37 |
| | 6(2437MHz) | 11.41 |
| | 3(2422MHz) | 11.39 |
| Tune up | | 11.50 |

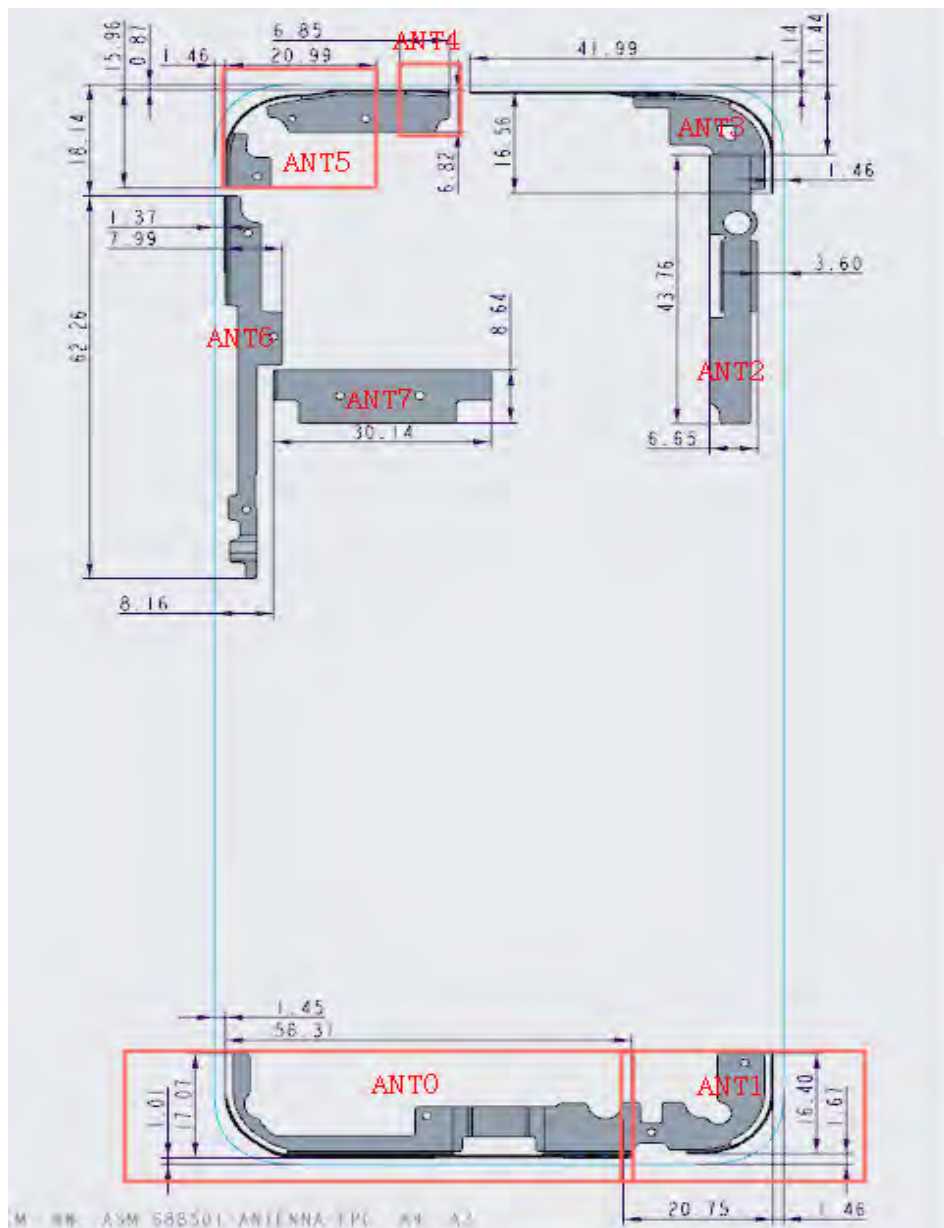
| | | |
|---------------|-------------------|-------|
| 2.4GHz | | |
| 802.11b | Channel\data rate | 1Mbps |
| WLAN2450 | 11(2462MHz) | 17.46 |
| | 6(2437(MHz)) | 17.33 |
| | 1(2412MHz) | 17.11 |
| Tune up | | 18.00 |
| 802.11g | Channel\data rate | 6Mbps |
| WLAN2450 | 11(2462MHz) | 17.26 |
| | 6(2437(MHz)) | 17.31 |
| | 1(2412MHz) | 16.90 |
| Tune up | | 18.00 |
| 802.11n-20MHz | Channel\data rate | MCS0 |
| WLAN2450 | 11(2462MHz) | 17.04 |
| | 6(2437(MHz)) | 17.18 |
| | 1(2412MHz) | 16.72 |
| Tune up | | 18.00 |
| 802.11n-40MHz | Channel\data rate | MCS0 |
| WLAN2450 | 9(2452MHz) | 18.48 |
| | 6(2437MHz) | 18.82 |
| | 3(2422MHz) | 18.42 |
| Tune up | | 19.00 |

12 Simultaneous TX SAR Considerations

12.1 Introduction

The following procedures adopted from “FCC SAR Considerations for Cell Phones with Multiple Transmitters” are applicable to handsets with built-in unlicensed transmitters such as 802.11 a/b/g and Bluetooth devices which may simultaneously transmit with the licensed transmitter. For this device, the BT and Wi-Fi can transmit simultaneous with other transmitters.

12.2 Transmit Antenna Separation Distances



Rear view

Picture 12.1 Antenna Locations

12.3 SAR Measurement Positions

According to the KDB941225 D06 Hot Spot SAR, the edges with less than 2.5 cm distance to the antennas need to be tested for SAR.

| SAR measurement positions | | | | | | |
|---------------------------|-------|------|-----------|------------|----------|-------------|
| Mode | Front | Rear | Left edge | Right edge | Top edge | Bottom edge |
| ANT0 | Yes | Yes | Yes | Yes | No | Yes |
| ANT1 | Yes | Yes | Yes | No | No | Yes |
| ANT3 | Yes | Yes | Yes | No | Yes | No |
| ANT4 | Yes | Yes | No | Yes | Yes | No |
| ANT5 | Yes | Yes | No | Yes | Yes | No |

14 SAR Test Result

It is determined by user manual for the distance between the EUT and the phantom bottom.

The distance is 10 mm and just applied to the condition of body worn accessory.

It is performed for all SAR measurements with area scan based 1-g SAR estimation (Fast SAR). A zoom scan measurement is added when the estimated 1-g SAR is the highest measured SAR in each exposure configuration, wireless mode and frequency band combination or more than 1.2W/kg.

The calculated SAR is obtained by the following formula:

$$\text{Reported SAR} = \text{Measured SAR} \times 10^{(P_{\text{Target}} - P_{\text{Measured}})/10}$$

Where P_{Target} is the power of manufacturing upper limit;

P_{Measured} is the measured power in chapter 11.

Table 14.1: Duty Cycle

| Mode | Duty Cycle |
|---------------------|------------------|
| GSM850/1900 | 1:8.3 |
| GPRS850/1900 | 1:2 |
| WCDMA<E FDD&5G NR | 1:1 |
| LTE TDD | 1:1.58 or 1:2.37 |

14.1 SAR results for 2G/3G/4G

| RF Exposure Conditions | Frequency Band | Channel Number | Frequency (MHz) | Mode/RB | Test Position | Distance | Figure No./Note | EUT Measured Power (dBm) | Tune up (dBm) | Measured SAR 1g (W/kg) | Calculated SAR 1g (W/kg) | Measured SAR 10g (W/kg) | Calculated SAR 10g (W/kg) | Power Drift |
|------------------------|----------------|----------------|-----------------|------------|---------------|----------|-----------------|--------------------------|---------------|------------------------|--------------------------|-------------------------|---------------------------|-------------|
| Head | GSM850 ANT0 | 190 | 836.6 | / | Left Cheek | 0mm | \ | 31.96 | 33.50 | 0.255 | 0.36 | 0.155 | 0.22 | -0.21 |
| Head | GSM850 ANT0 | 190 | 836.6 | / | Left Tilt | 0mm | \ | 31.96 | 33.50 | 0.151 | 0.22 | 0.101 | 0.14 | -0.16 |
| Head | GSM850 ANT0 | 190 | 836.6 | / | Right Cheek | 0mm | \ | 31.96 | 33.50 | 0.290 | 0.41 | 0.193 | 0.27 | 0.11 |
| Head | GSM850 ANT0 | 128 | 824.2 | / | Right Cheek | 0mm | \ | 32.31 | 33.50 | 0.221 | 0.29 | 0.139 | 0.18 | 0.18 |
| Head | GSM850 ANT0 | 251 | 848.8 | / | Right Cheek | 0mm | Fig.A1 | 32.32 | 33.50 | 0.329 | 0.43 | 0.210 | 0.28 | -0.08 |
| Head | GSM850 ANT0 | 190 | 836.6 | / | Right Tilt | 0mm | \ | 31.96 | 33.50 | 0.208 | 0.30 | 0.136 | 0.19 | 0.30 |
| Body | GSM850 ANT0 | 190 | 836.6 | GPRS(2TX) | Front | 10mm | \ | 30.26 | 31.50 | 0.234 | 0.31 | 0.104 | 0.14 | -0.27 |
| Body | GSM850 ANT0 | 251 | 848.8 | GPRS(2TX) | Rear | 10mm | Fig.A2 | 30.20 | 31.50 | 0.510 | 0.69 | 0.212 | 0.29 | 0.06 |
| Body | GSM850 ANT0 | 190 | 836.6 | GPRS(2TX) | Rear | 10mm | \ | 30.26 | 31.50 | 0.425 | 0.57 | 0.179 | 0.24 | 0.13 |
| Body | GSM850 ANT0 | 128 | 824.2 | GPRS(2TX) | Rear | 10mm | \ | 30.28 | 31.50 | 0.358 | 0.47 | 0.153 | 0.20 | -0.24 |
| Body | GSM850 ANT0 | 190 | 836.6 | GPRS(2TX) | Left Edge | 10mm | \ | 30.26 | 31.50 | 0.094 | 0.13 | 0.045 | 0.06 | 0.14 |
| Body | GSM850 ANT0 | 190 | 836.6 | GPRS(2TX) | Right Edge | 10mm | \ | 30.26 | 31.50 | 0.198 | 0.26 | 0.094 | 0.13 | 0.18 |
| Body | GSM850 ANT0 | 190 | 836.6 | GPRS(2TX) | Bottom Edge | 10mm | \ | 30.26 | 31.50 | 0.327 | 0.43 | 0.116 | 0.15 | 0.17 |
| Body | GSM850 ANT0 | 251 | 848.8 | EGPRS(2TX) | Rear | 10mm | \ | 30.22 | 31.50 | 0.450 | 0.60 | 0.199 | 0.27 | 0.00 |
| Head | GSM1900 ANT1 | 661 | 1880 | / | Left Cheek | 0mm | Fig.A3 | 28.86 | 30.50 | 0.286 | 0.42 | 0.218 | 0.32 | -0.04 |
| Head | GSM1900 ANT1 | 810 | 1909.8 | / | Left Cheek | 0mm | \ | 28.71 | 30.50 | 0.239 | 0.36 | 0.183 | 0.28 | -0.11 |
| Head | GSM1900 ANT1 | 512 | 1850.2 | / | Left Cheek | 0mm | \ | 28.72 | 30.50 | 0.252 | 0.38 | 0.188 | 0.28 | 0.09 |
| Head | GSM1900 ANT1 | 661 | 1880 | / | Left Tilt | 0mm | \ | 28.86 | 30.50 | 0.175 | 0.26 | 0.131 | 0.19 | -0.15 |
| Head | GSM1900 ANT1 | 661 | 1880 | / | Right Cheek | 0mm | \ | 28.86 | 30.50 | 0.248 | 0.36 | 0.190 | 0.28 | -0.19 |
| Head | GSM1900 ANT1 | 661 | 1880 | / | Right Tilt | 0mm | \ | 28.86 | 30.50 | 0.151 | 0.22 | 0.106 | 0.16 | 0.13 |
| Body | GSM1900 ANT1 | 661 | 1880 | GPRS(1TX) | Front | 10mm | \ | 26.58 | 27.50 | 0.400 | 0.49 | 0.169 | 0.21 | -0.24 |
| Body | GSM1900 ANT1 | 661 | 1880 | GPRS(1TX) | Rear | 10mm | Fig.A4 | 26.58 | 27.50 | 0.648 | 0.80 | 0.259 | 0.32 | 0.25 |
| Body | GSM1900 ANT1 | 810 | 1909.8 | GPRS(1TX) | Rear | 10mm | \ | 26.59 | 27.50 | 0.637 | 0.79 | 0.259 | 0.32 | -0.06 |
| Body | GSM1900 ANT1 | 512 | 1850.2 | GPRS(1TX) | Rear | 10mm | \ | 26.56 | 27.50 | 0.630 | 0.78 | 0.253 | 0.31 | -0.23 |
| Body | GSM1900 ANT1 | 661 | 1880 | GPRS(1TX) | Left Edge | 10mm | \ | 26.58 | 27.50 | 0.320 | 0.40 | 0.122 | 0.15 | -0.06 |
| Body | GSM1900 ANT1 | 661 | 1880 | GPRS(1TX) | Top Edge | 10mm | \ | 26.58 | 27.50 | 0.063 | 0.08 | 0.026 | 0.03 | 0.28 |
| Body | GSM1900 ANT1 | 810 | 1909.8 | EGPRS(1TX) | Rear | 10mm | \ | 26.43 | 27.50 | 0.619 | 0.79 | 0.247 | 0.32 | 0.06 |

| RF Exposure Conditions | Frequency Band | Channel Number | Frequency (MHz) | Mode/RB | Test Position | Distance | Figure No./Note | EUT Measured Power (dBm) | Tune up (dBm) | Measured SAR 1g (W/kg) | Calculated SAR 1g (W/kg) | Measured SAR 10g (W/kg) | Calculated SAR 10g (W/kg) | Power Drift |
|------------------------|----------------|----------------|-----------------|---------|---------------|----------|-----------------|--------------------------|---------------|------------------------|--------------------------|-------------------------|---------------------------|-------------|
| Head | WCDMA1900 ANT1 | 9400 | 1880 | RMC | Left Cheek | 0mm | \ | 23.16 | 24.00 | 0.605 | 0.73 | 0.384 | 0.47 | 0.11 |
| Head | WCDMA1900 ANT1 | 9262 | 1852.4 | RMC | Left Cheek | 0mm | Fig.A5 | 23.05 | 24.00 | 0.615 | 0.77 | 0.389 | 0.48 | -0.20 |
| Head | WCDMA1900 ANT1 | 9538 | 1907.6 | RMC | Left Cheek | 0mm | \ | 23.08 | 24.00 | 0.501 | 0.62 | 0.317 | 0.39 | -0.21 |
| Head | WCDMA1900 ANT1 | 9400 | 1880 | RMC | Left Tilt | 0mm | \ | 23.16 | 24.00 | 0.336 | 0.41 | 0.212 | 0.26 | 0.13 |
| Head | WCDMA1900 ANT1 | 9400 | 1880 | RMC | Right Cheek | 0mm | \ | 23.16 | 24.00 | 0.455 | 0.55 | 0.290 | 0.35 | -0.07 |
| Head | WCDMA1900 ANT1 | 9400 | 1880 | RMC | Right Tilt | 0mm | \ | 23.16 | 24.00 | 0.295 | 0.36 | 0.180 | 0.22 | -0.11 |
| Body | WCDMA1900 ANT1 | 9400 | 1880 | RMC | Front | 16mm | \ | 23.16 | 24.00 | 0.442 | 0.54 | 0.298 | 0.36 | 0.01 |
| Body | WCDMA1900 ANT1 | 9400 | 1880 | RMC | Rear | 22mm | \ | 23.16 | 24.00 | 0.345 | 0.42 | 0.228 | 0.28 | 0.27 |
| Body | WCDMA1900 ANT1 | 9400 | 1880 | RMC | Left Edge | 13mm | \ | 23.16 | 24.00 | 0.632 | 0.77 | 0.411 | 0.50 | -0.08 |
| Body | WCDMA1900 ANT1 | 9538 | 1907.6 | RMC | Left Edge | 13mm | \ | 23.08 | 24.00 | 0.640 | 0.79 | 0.361 | 0.45 | -0.18 |
| Body | WCDMA1900 ANT1 | 9262 | 1852.4 | RMC | Left Edge | 13mm | Fig.A6 | 23.05 | 24.00 | 0.690 | 0.86 | 0.400 | 0.50 | 0.11 |
| Body | WCDMA1900 ANT1 | 9400 | 1880 | RMC | Top Edge | 10mm | \ | 23.16 | 24.00 | 0.111 | 0.13 | 0.071 | 0.09 | 0.13 |
| Body | WCDMA1900 ANT1 | 9400 | 1880 | RMC | Front | 10mm | \ | 22.65 | 23.50 | 0.357 | 0.43 | 0.231 | 0.28 | -0.10 |
| Body | WCDMA1900 ANT1 | 9400 | 1880 | RMC | Rear | 10mm | \ | 22.65 | 23.50 | 0.594 | 0.72 | 0.370 | 0.45 | 0.14 |
| Body | WCDMA1900 ANT1 | 9262 | 1852.4 | RMC | Left Edge | 10mm | \ | 22.65 | 23.50 | 0.502 | 0.61 | 0.371 | 0.45 | 0.11 |
| Head | WCDMA1700 ANT1 | 1412 | 1732.4 | RMC | Left Cheek | 0mm | \ | 23.03 | 24.00 | 0.341 | 0.43 | 0.229 | 0.29 | 0.10 |
| Head | WCDMA1700 ANT1 | 1412 | 1732.4 | RMC | Left Tilt | 0mm | \ | 23.03 | 24.00 | 0.219 | 0.27 | 0.146 | 0.18 | 0.07 |
| Head | WCDMA1700 ANT1 | 1412 | 1732.4 | RMC | Right Cheek | 0mm | \ | 23.03 | 24.00 | 0.350 | 0.44 | 0.222 | 0.28 | 0.28 |
| Head | WCDMA1700 ANT1 | 1312 | 1712.4 | RMC | Right Cheek | 0mm | \ | 23.04 | 24.00 | 0.334 | 0.42 | 0.210 | 0.26 | -0.21 |
| Head | WCDMA1700 ANT1 | 1513 | 1752.6 | RMC | Right Cheek | 0mm | Fig.A7 | 23.11 | 24.00 | 0.376 | 0.46 | 0.237 | 0.29 | -0.12 |
| Head | WCDMA1700 ANT1 | 1412 | 1732.4 | RMC | Right Tilt | 0mm | \ | 23.03 | 24.00 | 0.282 | 0.35 | 0.169 | 0.21 | 0.27 |
| Body | WCDMA1700 ANT1 | 1412 | 1732.5 | RMC | Front | 16mm | \ | 23.03 | 24.00 | 0.372 | 0.47 | 0.263 | 0.33 | 0.30 |
| Body | WCDMA1700 ANT1 | 1412 | 1732.5 | RMC | Rear | 22mm | \ | 23.03 | 24.00 | 0.309 | 0.39 | 0.220 | 0.28 | -0.12 |
| Body | WCDMA1700 ANT1 | 1412 | 1732.5 | RMC | Left Edge | 13mm | \ | 23.03 | 24.00 | 0.500 | 0.63 | 0.280 | 0.35 | 0.22 |
| Body | WCDMA1700 ANT1 | 1513 | 1752.6 | RMC | Left Edge | 13mm | Fig.A8 | 23.11 | 24.00 | 0.651 | 0.80 | 0.394 | 0.48 | 0.05 |
| Body | WCDMA1700 ANT1 | 1312 | 1712.4 | RMC | Left Edge | 13mm | \ | 23.04 | 24.00 | 0.509 | 0.63 | 0.300 | 0.37 | 0.15 |
| Body | WCDMA1700 ANT1 | 1412 | 1732.5 | RMC | Top Edge | 10mm | \ | 23.03 | 24.00 | 0.062 | 0.08 | 0.041 | 0.05 | -0.01 |
| Body | WCDMA1700 ANT1 | 1412 | 1732.5 | RMC | Front | 10mm | \ | 22.96 | 23.50 | 0.345 | 0.39 | 0.235 | 0.27 | 0.11 |
| Body | WCDMA1700 ANT1 | 1412 | 1732.5 | RMC | Rear | 10mm | \ | 22.96 | 23.50 | 0.626 | 0.71 | 0.399 | 0.45 | 0.30 |
| Body | WCDMA1700 ANT1 | 1513 | 1752.6 | RMC | Left Edge | 10mm | \ | 22.96 | 23.50 | 0.574 | 0.65 | 0.371 | 0.42 | 0.11 |
| Head | WCDMA 850 ANT0 | 4183 | 836.6 | RMC | Left Cheek | 0mm | \ | 23.11 | 25.00 | 0.274 | 0.42 | 0.204 | 0.32 | 0.28 |
| Head | WCDMA 850 ANT0 | 4183 | 836.6 | RMC | Left Tilt | 0mm | \ | 23.11 | 25.00 | 0.166 | 0.26 | 0.135 | 0.21 | -0.22 |
| Head | WCDMA 850 ANT0 | 4183 | 836.6 | RMC | Right Cheek | 0mm | Fig.A9 | 23.11 | 25.00 | 0.299 | 0.46 | 0.231 | 0.36 | 0.21 |
| Head | WCDMA 850 ANT0 | 4132 | 826.4 | RMC | Right Cheek | 0mm | \ | 23.10 | 25.00 | 0.255 | 0.39 | 0.197 | 0.31 | -0.23 |
| Head | WCDMA 850 ANT0 | 4233 | 846.6 | RMC | Right Cheek | 0mm | \ | 23.14 | 25.00 | 0.271 | 0.42 | 0.210 | 0.32 | 0.25 |
| Head | WCDMA 850 ANT0 | 4183 | 836.6 | RMC | Right Tilt | 0mm | \ | 23.11 | 25.00 | 0.211 | 0.33 | 0.168 | 0.26 | 0.03 |
| Body | WCDMA 850 ANT0 | 4183 | 836.6 | RMC | Front | 10mm | \ | 23.11 | 25.00 | 0.382 | 0.59 | 0.245 | 0.38 | 0.09 |
| Body | WCDMA 850 ANT0 | 4233 | 846.6 | RMC | Rear | 10mm | \ | 23.11 | 25.00 | 0.624 | 0.96 | 0.366 | 0.56 | 0.27 |
| Body | WCDMA 850 ANT0 | 4183 | 836.6 | RMC | Rear | 10mm | Fig.A10 | 23.11 | 25.00 | 0.635 | 0.98 | 0.375 | 0.58 | -0.30 |
| Body | WCDMA 850 ANT0 | 4132 | 826.4 | RMC | Rear | 10mm | \ | 23.10 | 25.00 | 0.562 | 0.87 | 0.333 | 0.52 | 0.19 |
| Body | WCDMA 850 ANT0 | 4183 | 836.6 | RMC | Left Edge | 10mm | \ | 23.11 | 25.00 | 0.075 | 0.12 | 0.050 | 0.08 | -0.11 |
| Body | WCDMA 850 ANT0 | 4183 | 836.6 | RMC | Right Edge | 10mm | \ | 23.11 | 25.00 | 0.182 | 0.28 | 0.124 | 0.19 | 0.14 |
| Body | WCDMA 850 ANT0 | 4183 | 836.6 | RMC | Bottom Edge | 10mm | \ | 23.11 | 25.00 | 0.416 | 0.64 | 0.214 | 0.33 | 0.03 |

| RF Exposure Conditions | Frequency Band | Channel Number | Frequency (MHz) | Mode/RB | Test Position | Distance | Figure No./Note | EUT Measured Power (dBm) | Tune up (dBm) | Measured SAR 1g (W/kg) | Calculated SAR 1g (W/kg) | Measured SAR 10g (W/kg) | Calculated SAR 10g (W/kg) | Power Drift |
|------------------------|-----------------|----------------|-----------------|-------------|---------------|----------|-----------------|--------------------------|---------------|------------------------|--------------------------|-------------------------|---------------------------|-------------|
| Head | LTE Band2 ANT3 | 18900 | 1880 | 1RB-Low | Left Cheek | 0mm | \ | 19.45 | 20.00 | 0.278 | 0.32 | 0.150 | 0.17 | -0.30 |
| Head | LTE Band2 ANT3 | 18900 | 1880 | 1RB-Low | Left Tilt | 0mm | \ | 19.45 | 20.00 | 0.378 | 0.43 | 0.183 | 0.21 | -0.06 |
| Head | LTE Band2 ANT3 | 18900 | 1880 | 1RB-Low | Right Cheek | 0mm | \ | 19.45 | 20.00 | 0.475 | 0.54 | 0.235 | 0.27 | 0.03 |
| Head | LTE Band2 ANT3 | 18900 | 1880 | 1RB-Low | Right Tilt | 0mm | \ | 19.45 | 20.00 | 0.642 | 0.73 | 0.291 | 0.33 | 0.17 |
| Head | LTE Band2 ANT3 | 18900 | 1880 | 50RB-Middle | Left Cheek | 0mm | \ | 19.55 | 20.00 | 0.343 | 0.38 | 0.175 | 0.19 | 0.14 |
| Head | LTE Band2 ANT3 | 18900 | 1880 | 50RB-Middle | Left Tilt | 0mm | \ | 19.55 | 20.00 | 0.456 | 0.51 | 0.206 | 0.23 | 0.17 |
| Head | LTE Band2 ANT3 | 18900 | 1880 | 50RB-Middle | Right Cheek | 0mm | \ | 19.55 | 20.00 | 0.513 | 0.57 | 0.250 | 0.28 | -0.17 |
| Head | LTE Band2 ANT3 | 18900 | 1880 | 50RB-Middle | Right Tilt | 0mm | Fig.A11 | 19.55 | 20.00 | 0.665 | 0.74 | 0.301 | 0.33 | 0.12 |
| Body | LTE Band2 ANT3 | 18900 | 1880 | 1RB-Low | Front | 21mm | \ | 24.13 | 24.50 | 0.115 | 0.13 | 0.069 | 0.08 | -0.02 |
| Body | LTE Band2 ANT3 | 18900 | 1880 | 1RB-Low | Rear | 23mm | \ | 24.13 | 24.50 | 0.112 | 0.12 | 0.068 | 0.07 | -0.26 |
| Body | LTE Band2 ANT3 | 18900 | 1880 | 1RB-Low | Left Edge | 10mm | \ | 24.13 | 24.50 | 0.133 | 0.15 | 0.076 | 0.08 | 0.00 |
| Body | LTE Band2 ANT3 | 18900 | 1880 | 1RB-Low | Top Edge | 24mm | Fig.A12 | 24.13 | 24.50 | 0.212 | 0.23 | 0.126 | 0.14 | -0.10 |
| Body | LTE Band2 ANT3 | 18900 | 1880 | 50RB-Middle | Front | 21mm | \ | 23.27 | 23.50 | 0.061 | 0.06 | 0.036 | 0.04 | -0.28 |
| Body | LTE Band2 ANT3 | 18900 | 1880 | 50RB-Middle | Rear | 23mm | \ | 23.27 | 23.50 | 0.071 | 0.08 | 0.044 | 0.05 | -0.23 |
| Body | LTE Band2 ANT3 | 18900 | 1880 | 50RB-Middle | Left Edge | 10mm | \ | 23.27 | 23.50 | 0.084 | 0.09 | 0.048 | 0.05 | -0.08 |
| Body | LTE Band2 ANT3 | 18900 | 1880 | 50RB-Middle | Top Edge | 24mm | \ | 23.27 | 23.50 | 0.135 | 0.14 | 0.081 | 0.08 | 0.02 |
| Body | LTE Band2 ANT3 | 18900 | 1880 | 1RB-Middle | Front | 10mm | \ | 17.97 | 19.00 | 0.052 | 0.07 | 0.028 | 0.04 | -0.17 |
| Body | LTE Band2 ANT3 | 18900 | 1880 | 1RB-Middle | Rear | 10mm | \ | 17.97 | 19.00 | 0.068 | 0.09 | 0.037 | 0.05 | -0.24 |
| Body | LTE Band2 ANT3 | 18900 | 1880 | 1RB-Middle | Top Edge | 10mm | \ | 17.97 | 19.00 | 0.085 | 0.11 | 0.044 | 0.06 | 0.08 |
| Body | LTE Band2 ANT3 | 18900 | 1880 | 50RB-Middle | Front | 10mm | \ | 18.08 | 19.00 | 0.050 | 0.06 | 0.027 | 0.03 | 0.25 |
| Body | LTE Band2 ANT3 | 18900 | 1880 | 50RB-Middle | Rear | 10mm | \ | 18.08 | 19.00 | 0.069 | 0.08 | 0.037 | 0.05 | 0.08 |
| Body | LTE Band2 ANT3 | 18900 | 1880 | 50RB-Middle | Top Edge | 10mm | \ | 18.08 | 19.00 | 0.085 | 0.10 | 0.044 | 0.05 | 0.01 |
| Head | LTE Band12 ANT0 | 23130 | 711 | 1RB-Low | Left Cheek | 0mm | \ | 24.16 | 24.50 | 0.278 | 0.30 | 0.224 | 0.24 | 0.22 |
| Head | LTE Band12 ANT0 | 23130 | 711 | 1RB-Low | Left Tilt | 0mm | \ | 24.16 | 24.50 | 0.163 | 0.18 | 0.129 | 0.14 | 0.09 |
| Head | LTE Band12 ANT0 | 23130 | 711 | 1RB-Low | Right Cheek | 0mm | Fig.A13 | 24.16 | 24.50 | 0.291 | 0.31 | 0.222 | 0.24 | -0.15 |
| Head | LTE Band12 ANT0 | 23130 | 711 | 1RB-Low | Right Tilt | 0mm | \ | 24.16 | 24.50 | 0.201 | 0.22 | 0.158 | 0.17 | 0.11 |
| Head | LTE Band12 ANT0 | 23130 | 711 | 25RB-Low | Left Cheek | 0mm | \ | 23.21 | 23.50 | 0.082 | 0.09 | 0.065 | 0.07 | -0.02 |
| Head | LTE Band12 ANT0 | 23130 | 711 | 25RB-Low | Left Tilt | 0mm | \ | 23.21 | 23.50 | 0.141 | 0.15 | 0.103 | 0.11 | -0.02 |
| Head | LTE Band12 ANT0 | 23130 | 711 | 25RB-Low | Right Cheek | 0mm | \ | 23.21 | 23.50 | 0.161 | 0.17 | 0.122 | 0.13 | 0.18 |
| Body | LTE Band12 ANT0 | 23130 | 711 | 1RB-Low | Front | 10mm | \ | 24.16 | 24.50 | 0.182 | 0.20 | 0.136 | 0.15 | -0.11 |
| Body | LTE Band12 ANT0 | 23130 | 711 | 1RB-Low | Rear | 10mm | Fig.A14 | 24.16 | 24.50 | 0.300 | 0.32 | 0.181 | 0.20 | 0.08 |
| Body | LTE Band12 ANT0 | 23130 | 711 | 1RB-Low | Left Edge | 10mm | \ | 24.16 | 24.50 | 0.167 | 0.18 | 0.112 | 0.12 | -0.21 |
| Body | LTE Band12 ANT0 | 23130 | 711 | 1RB-Low | Right Edge | 10mm | \ | 24.16 | 24.50 | 0.268 | 0.29 | 0.183 | 0.20 | -0.27 |
| Body | LTE Band12 ANT0 | 23130 | 711 | 1RB-Low | Bottom Edge | 10mm | \ | 24.16 | 24.50 | 0.233 | 0.25 | 0.113 | 0.12 | 0.17 |
| Body | LTE Band12 ANT0 | 23130 | 711 | 25RB-Low | Front | 10mm | \ | 23.21 | 23.50 | 0.107 | 0.11 | 0.080 | 0.09 | 0.13 |
| Body | LTE Band12 ANT0 | 23130 | 711 | 25RB-Low | Rear | 10mm | \ | 23.21 | 23.50 | 0.179 | 0.19 | 0.108 | 0.12 | -0.13 |
| Body | LTE Band12 ANT0 | 23130 | 711 | 25RB-Low | Left Edge | 10mm | \ | 23.21 | 23.50 | 0.093 | 0.10 | 0.063 | 0.07 | -0.10 |
| Body | LTE Band12 ANT0 | 23130 | 711 | 25RB-Low | Right Edge | 10mm | \ | 23.21 | 23.50 | 0.153 | 0.16 | 0.104 | 0.11 | -0.20 |
| Body | LTE Band12 ANT0 | 23130 | 711 | 25RB-Low | Bottom Edge | 10mm | \ | 23.21 | 23.50 | 0.136 | 0.15 | 0.066 | 0.07 | 0.30 |
| Head | LTE Band14 ANT0 | 23330 | 793 | 1RB-Low | Left Cheek | 0mm | \ | 24.19 | 24.50 | 0.136 | 0.15 | 0.099 | 0.11 | -0.27 |
| Head | LTE Band14 ANT0 | 23330 | 793 | 1RB-Low | Left Tilt | 0mm | \ | 24.19 | 24.50 | 0.149 | 0.16 | 0.118 | 0.13 | 0.28 |
| Head | LTE Band14 ANT0 | 23330 | 793 | 1RB-Low | Right Cheek | 0mm | Fig.A15 | 24.19 | 24.50 | 0.251 | 0.27 | 0.189 | 0.20 | -0.04 |
| Head | LTE Band14 ANT0 | 23330 | 793 | 1RB-Low | Right Tilt | 0mm | \ | 24.19 | 24.50 | 0.170 | 0.18 | 0.131 | 0.14 | -0.05 |
| Head | LTE Band14 ANT0 | 23330 | 793 | 25RB-High | Left Cheek | 0mm | \ | 23.06 | 23.50 | 0.140 | 0.16 | 0.103 | 0.11 | 0.14 |
| Head | LTE Band14 ANT0 | 23330 | 793 | 25RB-High | Left Tilt | 0mm | \ | 23.06 | 23.50 | 0.098 | 0.11 | 0.077 | 0.09 | 0.03 |
| Head | LTE Band14 ANT0 | 23330 | 793 | 25RB-High | Right Cheek | 0mm | \ | 23.06 | 23.50 | 0.160 | 0.18 | 0.121 | 0.13 | 0.11 |
| Head | LTE Band14 ANT0 | 23330 | 793 | 25RB-High | Right Tilt | 0mm | \ | 23.06 | 23.50 | 0.109 | 0.12 | 0.084 | 0.09 | -0.12 |
| Body | LTE Band14 ANT0 | 23330 | 793 | 1RB-Low | Front | 10mm | \ | 24.19 | 24.50 | 0.193 | 0.21 | 0.122 | 0.13 | -0.26 |
| Body | LTE Band14 ANT0 | 23330 | 793 | 1RB-Low | Rear | 10mm | Fig.A16 | 24.19 | 24.50 | 0.392 | 0.42 | 0.229 | 0.25 | -0.18 |
| Body | LTE Band14 ANT0 | 23330 | 793 | 1RB-Low | Left Edge | 10mm | \ | 24.19 | 24.50 | 0.126 | 0.14 | 0.087 | 0.09 | -0.12 |
| Body | LTE Band14 ANT0 | 23330 | 793 | 1RB-Low | Right Edge | 10mm | \ | 24.19 | 24.50 | 0.217 | 0.23 | 0.148 | 0.16 | 0.18 |
| Body | LTE Band14 ANT0 | 23330 | 793 | 1RB-Low | Bottom Edge | 10mm | \ | 24.19 | 24.50 | 0.255 | 0.27 | 0.141 | 0.15 | -0.27 |
| Body | LTE Band14 ANT0 | 23330 | 793 | 25RB-High | Front | 10mm | \ | 23.06 | 23.50 | 0.138 | 0.15 | 0.087 | 0.10 | 0.13 |
| Body | LTE Band14 ANT0 | 23330 | 793 | 25RB-High | Rear | 10mm | \ | 23.06 | 23.50 | 0.257 | 0.28 | 0.156 | 0.17 | 0.10 |
| Body | LTE Band14 ANT0 | 23330 | 793 | 25RB-High | Left Edge | 10mm | \ | 23.06 | 23.50 | 0.082 | 0.09 | 0.055 | 0.06 | -0.28 |
| Body | LTE Band14 ANT0 | 23330 | 793 | 25RB-High | Right Edge | 10mm | \ | 23.06 | 23.50 | 0.134 | 0.15 | 0.093 | 0.10 | -0.22 |
| Body | LTE Band14 ANT0 | 23330 | 793 | 25RB-High | Bottom Edge | 10mm | \ | 23.06 | 23.50 | 0.163 | 0.18 | 0.090 | 0.10 | 0.21 |

| RF Exposure Conditions | Frequency Band | Channel Number | Frequency (MHz) | Mode/RB | Test Position | Distance | Figure No./Note | EUT Measured Power (dBm) | Tune up (dBm) | Measured SAR 1g (W/kg) | Calculated SAR 1g (W/kg) | Measured SAR 10g (W/kg) | Calculated SAR 10g (W/kg) | Power Drift |
|------------------------|-----------------|----------------|-----------------|-------------|---------------|----------|-----------------|--------------------------|---------------|------------------------|--------------------------|-------------------------|---------------------------|-------------|
| Head | LTE Band25 ANT1 | 26590 | 1905 | 1RB-Low | Left Cheek | 0mm | Fig.A17 | 24.02 | 24.50 | 0.498 | 0.56 | 0.313 | 0.35 | 0.02 |
| Head | LTE Band25 ANT1 | 26590 | 1905 | 1RB-Low | Left Tilt | 0mm | \ | 24.02 | 24.50 | 0.240 | 0.27 | 0.149 | 0.17 | 0.04 |
| Head | LTE Band25 ANT1 | 26590 | 1905 | 1RB-Low | Right Cheek | 0mm | \ | 24.02 | 24.50 | 0.400 | 0.45 | 0.253 | 0.28 | 0.30 |
| Head | LTE Band25 ANT1 | 26590 | 1905 | 1RB-Low | Right Tilt | 0mm | \ | 24.02 | 24.50 | 0.262 | 0.29 | 0.155 | 0.17 | 0.23 |
| Head | LTE Band25 ANT1 | 26365 | 1882.5 | 50RB-Middle | Left Cheek | 0mm | \ | 23.28 | 23.50 | 0.326 | 0.34 | 0.206 | 0.22 | -0.08 |
| Head | LTE Band25 ANT1 | 26365 | 1882.5 | 50RB-Middle | Left Tilt | 0mm | \ | 23.28 | 23.50 | 0.161 | 0.17 | 0.100 | 0.11 | 0.16 |
| Head | LTE Band25 ANT1 | 26365 | 1882.5 | 50RB-Middle | Right Cheek | 0mm | \ | 23.28 | 23.50 | 0.267 | 0.28 | 0.169 | 0.18 | -0.30 |
| Head | LTE Band25 ANT1 | 26365 | 1882.5 | 50RB-Middle | Right Tilt | 0mm | \ | 23.28 | 23.50 | 0.171 | 0.18 | 0.103 | 0.11 | 0.01 |
| Body | LTE Band25 ANT1 | 26590 | 1905 | 1RB-Low | Front | 16mm | \ | 24.02 | 24.50 | 0.189 | 0.21 | 0.123 | 0.14 | -0.08 |
| Body | LTE Band25 ANT1 | 26590 | 1905 | 1RB-Low | Rear | 22mm | \ | 24.02 | 24.50 | 0.127 | 0.14 | 0.084 | 0.09 | 0.00 |
| Body | LTE Band25 ANT1 | 26590 | 1905 | 1RB-Low | Left Edge | 10mm | \ | 24.02 | 24.50 | 0.238 | 0.27 | 0.137 | 0.15 | 0.00 |
| Body | LTE Band25 ANT1 | 26590 | 1905 | 1RB-Low | Bottom Edge | 19mm | \ | 24.02 | 24.50 | 0.145 | 0.16 | 0.091 | 0.10 | 0.02 |
| Body | LTE Band25 ANT1 | 26365 | 1882.5 | 50RB-Middle | Front | 16mm | \ | 23.28 | 23.50 | 0.094 | 0.10 | 0.061 | 0.06 | 0.10 |
| Body | LTE Band25 ANT1 | 26365 | 1882.5 | 50RB-Middle | Rear | 22mm | \ | 23.28 | 23.50 | 0.122 | 0.13 | 0.080 | 0.08 | -0.19 |
| Body | LTE Band25 ANT1 | 26365 | 1882.5 | 50RB-Middle | Left Edge | 10mm | \ | 23.28 | 23.50 | 0.151 | 0.16 | 0.086 | 0.09 | 0.05 |
| Body | LTE Band25 ANT1 | 26365 | 1882.5 | 50RB-Middle | Bottom Edge | 19mm | \ | 23.28 | 23.50 | 0.089 | 0.09 | 0.056 | 0.06 | 0.01 |
| Body | LTE Band25 ANT1 | 26590 | 1905 | 1RB-Middle | Front | 10mm | \ | 20.97 | 23.00 | 0.184 | 0.29 | 0.119 | 0.19 | 0.10 |
| Body | LTE Band25 ANT1 | 26590 | 1905 | 1RB-Middle | Rear | 10mm | Fig.A18 | 20.97 | 23.00 | 0.303 | 0.48 | 0.183 | 0.29 | -0.15 |
| Body | LTE Band25 ANT1 | 26590 | 1905 | 1RB-Middle | Bottom Edge | 10mm | \ | 20.97 | 23.00 | 0.245 | 0.39 | 0.147 | 0.23 | -0.07 |
| Body | LTE Band25 ANT1 | 26140 | 1860 | 50RB-Middle | Front | 10mm | \ | 21.13 | 23.00 | 0.154 | 0.24 | 0.098 | 0.15 | 0.25 |
| Body | LTE Band25 ANT1 | 26140 | 1860 | 50RB-Middle | Rear | 10mm | \ | 21.13 | 23.00 | 0.219 | 0.34 | 0.134 | 0.21 | -0.07 |
| Body | LTE Band25 ANT1 | 26140 | 1860 | 50RB-Middle | Bottom Edge | 10mm | \ | 21.13 | 23.00 | 0.122 | 0.19 | 0.072 | 0.11 | -0.02 |
| Body | LTE Band25 ANT1 | 26590 | 1905 | 1RB-Middle | Front | 10mm | \ | 17.92 | 23.00 | 0.041 | 0.13 | 0.025 | 0.08 | 0.03 |
| Body | LTE Band25 ANT1 | 26590 | 1905 | 1RB-Middle | Rear | 10mm | \ | 17.92 | 23.00 | 0.064 | 0.21 | 0.039 | 0.13 | 0.13 |
| Body | LTE Band25 ANT1 | 26590 | 1905 | 1RB-Middle | Bottom Edge | 10mm | \ | 17.92 | 23.00 | 0.036 | 0.12 | 0.021 | 0.07 | 0.02 |
| Body | LTE Band25 ANT1 | 26140 | 1860 | 50RB-Middle | Front | 10mm | \ | 18.08 | 23.00 | 0.037 | 0.11 | 0.024 | 0.07 | 0.10 |
| Body | LTE Band25 ANT1 | 26140 | 1860 | 50RB-Middle | Rear | 10mm | \ | 18.08 | 23.00 | 0.061 | 0.19 | 0.037 | 0.12 | 0.08 |
| Body | LTE Band25 ANT1 | 26140 | 1860 | 50RB-Middle | Bottom Edge | 10mm | \ | 18.08 | 23.00 | 0.048 | 0.15 | 0.029 | 0.09 | 0.21 |
| Head | LTE Band26 ANT0 | 26775 | 822.5 | 1RB-Low | Left Cheek | 0mm | \ | 23.99 | 24.50 | 0.269 | 0.30 | 0.193 | 0.22 | -0.05 |
| Head | LTE Band26 ANT0 | 26775 | 822.5 | 1RB-Low | Left Tilt | 0mm | \ | 23.99 | 24.50 | 0.163 | 0.18 | 0.127 | 0.14 | -0.12 |
| Head | LTE Band26 ANT0 | 26775 | 822.5 | 1RB-Low | Right Cheek | 0mm | Fig.A19 | 23.99 | 24.50 | 0.274 | 0.31 | 0.205 | 0.23 | 0.11 |
| Head | LTE Band26 ANT0 | 26775 | 822.5 | 1RB-Low | Right Tilt | 0mm | \ | 23.99 | 24.50 | 0.206 | 0.23 | 0.159 | 0.18 | -0.20 |
| Head | LTE Band26 ANT0 | 26775 | 822.5 | 36RB-Low | Left Cheek | 0mm | \ | 23.11 | 23.50 | 0.157 | 0.17 | 0.112 | 0.12 | -0.27 |
| Head | LTE Band26 ANT0 | 26775 | 822.5 | 36RB-Low | Left Tilt | 0mm | \ | 23.11 | 23.50 | 0.094 | 0.10 | 0.073 | 0.08 | 0.03 |
| Head | LTE Band26 ANT0 | 26775 | 822.5 | 36RB-Low | Right Cheek | 0mm | \ | 23.11 | 23.50 | 0.159 | 0.17 | 0.118 | 0.13 | -0.21 |
| Head | LTE Band26 ANT0 | 26775 | 822.5 | 36RB-Low | Right Tilt | 0mm | \ | 23.11 | 23.50 | 0.117 | 0.13 | 0.088 | 0.10 | -0.14 |
| Body | LTE Band26 ANT0 | 26775 | 822.5 | 1RB-Low | Front | 10mm | \ | 23.99 | 24.50 | 0.257 | 0.29 | 0.158 | 0.18 | 0.09 |
| Body | LTE Band26 ANT0 | 26775 | 822.5 | 1RB-Low | Rear | 10mm | Fig.A20 | 23.99 | 24.50 | 0.456 | 0.51 | 0.266 | 0.30 | -0.20 |
| Body | LTE Band26 ANT0 | 26775 | 822.5 | 1RB-Low | Left Edge | 10mm | \ | 23.99 | 24.50 | 0.129 | 0.15 | 0.087 | 0.10 | -0.12 |
| Body | LTE Band26 ANT0 | 26965 | 841.5 | 1RB-Low | Right Edge | 10mm | \ | 23.99 | 24.50 | 0.200 | 0.23 | 0.135 | 0.15 | 0.27 |
| Body | LTE Band26 ANT0 | 26775 | 822.5 | 1RB-Low | Bottom Edge | 10mm | \ | 23.99 | 24.50 | 0.274 | 0.31 | 0.153 | 0.17 | 0.01 |
| Body | LTE Band26 ANT0 | 26775 | 822.5 | 36RB-Low | Front | 10mm | \ | 23.11 | 23.50 | 0.152 | 0.17 | 0.095 | 0.10 | 0.23 |
| Body | LTE Band26 ANT0 | 26775 | 822.5 | 36RB-Low | Rear | 10mm | \ | 23.11 | 23.50 | 0.266 | 0.29 | 0.157 | 0.17 | -0.25 |
| Body | LTE Band26 ANT0 | 26775 | 822.5 | 36RB-Low | Left Edge | 10mm | \ | 23.11 | 23.50 | 0.074 | 0.08 | 0.050 | 0.05 | -0.07 |
| Body | LTE Band26 ANT0 | 26775 | 822.5 | 36RB-Low | Right Edge | 10mm | \ | 23.11 | 23.50 | 0.109 | 0.12 | 0.074 | 0.08 | 0.29 |
| Body | LTE Band26 ANT0 | 26775 | 822.5 | 36RB-Low | Bottom Edge | 10mm | \ | 23.11 | 23.50 | 0.164 | 0.18 | 0.091 | 0.10 | 0.12 |
| Body | LTE Band26 ANT0 | 26775 | 822.5 | 1RB-Low | Front | 16mm | \ | 23.99 | 24.50 | 0.193 | 0.22 | 0.152 | 0.17 | 0.29 |
| Body | LTE Band26 ANT0 | 26775 | 822.5 | 1RB-Low | Rear | 20mm | \ | 23.99 | 24.50 | 0.188 | 0.21 | 0.169 | 0.19 | -0.14 |
| Body | LTE Band26 ANT0 | 26775 | 822.5 | 1RB-Low | Left Edge | 10mm | \ | 23.99 | 24.50 | 0.104 | 0.12 | 0.086 | 0.10 | -0.02 |
| Body | LTE Band26 ANT0 | 26965 | 841.5 | 1RB-Low | Right Edge | 10mm | Fig.A21 | 23.99 | 24.50 | 0.226 | 0.25 | 0.187 | 0.21 | -0.27 |
| Body | LTE Band26 ANT0 | 26775 | 822.5 | 1RB-Low | Bottom Edge | 19mm | \ | 23.99 | 24.50 | 0.110 | 0.12 | 0.086 | 0.10 | -0.28 |
| Body | LTE Band26 ANT0 | 26775 | 822.5 | 36RB-Low | Front | 16mm | \ | 23.11 | 23.50 | 0.116 | 0.13 | 0.104 | 0.11 | 0.22 |
| Body | LTE Band26 ANT0 | 26775 | 822.5 | 36RB-Low | Rear | 20mm | \ | 23.11 | 23.50 | 0.108 | 0.12 | 0.097 | 0.11 | 0.13 |
| Body | LTE Band26 ANT0 | 26775 | 822.5 | 36RB-Low | Left Edge | 10mm | \ | 23.11 | 23.50 | 0.078 | 0.09 | 0.064 | 0.07 | 0.24 |
| Body | LTE Band26 ANT0 | 26775 | 822.5 | 36RB-Low | Right Edge | 10mm | \ | 23.11 | 23.50 | 0.125 | 0.14 | 0.104 | 0.11 | 0.15 |
| Body | LTE Band26 ANT0 | 26775 | 822.5 | 36RB-Low | Bottom Edge | 19mm | \ | 23.11 | 23.50 | 0.064 | 0.07 | 0.050 | 0.05 | -0.22 |
| Body | LTE Band26 ANT0 | 26775 | 822.5 | 1RB-Low | Front | 10mm | \ | 20.95 | 21.50 | 0.127 | 0.14 | 0.098 | 0.11 | -0.12 |
| Body | LTE Band26 ANT0 | 26775 | 822.5 | 1RB-Low | Rear | 10mm | \ | 20.95 | 21.50 | 0.205 | 0.23 | 0.149 | 0.17 | -0.30 |
| Body | LTE Band26 ANT0 | 26775 | 822.5 | 1RB-Low | Bottom Edge | 10mm | \ | 20.95 | 21.50 | 0.116 | 0.13 | 0.082 | 0.09 | -0.23 |
| Body | LTE Band26 ANT0 | 26775 | 822.5 | 36RB-Low | Front | 10mm | \ | 21.00 | 21.50 | 0.115 | 0.13 | 0.089 | 0.10 | -0.30 |
| Body | LTE Band26 ANT0 | 26775 | 822.5 | 36RB-Low | Rear | 10mm | \ | 21.00 | 21.50 | 0.201 | 0.23 | 0.147 | 0.16 | -0.01 |
| Body | LTE Band26 ANT0 | 26775 | 822.5 | 36RB-Low | Bottom Edge | 10mm | \ | 21.00 | 21.50 | 0.121 | 0.14 | 0.085 | 0.10 | 0.12 |



| RF Exposure Conditions | Frequency Band | Channel Number | Frequency (MHz) | Mode/RB | Test Position | Distance | Figure No./Note | EUT Measured Power (dBm) | Tune up (dBm) | Measured SAR 1g (W/kg) | Calculated SAR 1g (W/kg) | Measured SAR 10g (W/kg) | Calculated SAR 10g (W/kg) | Power Drift |
|------------------------|---------------------|----------------|-----------------|-------------|---------------|----------|-----------------|--------------------------|---------------|------------------------|--------------------------|-------------------------|---------------------------|-------------|
| Head | LTE Band30 ANT3 | 27710 | 2310 | 1RB-Low | Left Cheek | 0mm | \ | 19.19 | 20.50 | 0.085 | 0.11 | 0.048 | 0.07 | 0.21 |
| Head | LTE Band30 ANT3 | 27710 | 2310 | 1RB-Low | Left Tilt | 0mm | \ | 19.19 | 20.50 | 0.103 | 0.14 | 0.053 | 0.07 | 0.30 |
| Head | LTE Band30 ANT3 | 27710 | 2310 | 1RB-Low | Right Cheek | 0mm | \ | 19.19 | 20.50 | 0.299 | 0.40 | 0.153 | 0.21 | -0.11 |
| Head | LTE Band30 ANT3 | 27710 | 2310 | 1RB-Low | Right Tilt | 0mm | Fig.A22 | 19.19 | 20.50 | 0.347 | 0.47 | 0.162 | 0.22 | -0.29 |
| Head | LTE Band30 ANT3 | 27710 | 2310 | 25RB-High | Left Cheek | 0mm | \ | 19.27 | 20.50 | 0.101 | 0.13 | 0.051 | 0.07 | -0.28 |
| Head | LTE Band30 ANT3 | 27710 | 2310 | 25RB-High | Left Tilt | 0mm | \ | 19.27 | 20.50 | 0.087 | 0.12 | 0.048 | 0.06 | -0.28 |
| Head | LTE Band30 ANT3 | 27710 | 2310 | 25RB-High | Right Cheek | 0mm | \ | 19.27 | 20.50 | 0.266 | 0.35 | 0.139 | 0.18 | -0.21 |
| Head | LTE Band30 ANT3 | 27710 | 2310 | 25RB-High | Right Tilt | 0mm | \ | 19.27 | 20.50 | 0.308 | 0.41 | 0.144 | 0.19 | 0.00 |
| Body | LTE Band30 ANT3 | 27710 | 2310 | 1RB-Low | Front | 21mm | \ | 23.85 | 24.50 | 0.051 | 0.06 | 0.028 | 0.03 | -0.03 |
| Body | LTE Band30 ANT3 | 27710 | 2310 | 1RB-Low | Rear | 23mm | \ | 23.85 | 24.50 | 0.053 | 0.06 | 0.029 | 0.03 | 0.17 |
| Body | LTE Band30 ANT3 | 27710 | 2310 | 1RB-Low | Left Edge | 17mm | \ | 23.85 | 24.50 | 0.145 | 0.17 | 0.073 | 0.08 | -0.23 |
| Body | LTE Band30 ANT3 | 27710 | 2310 | 1RB-Low | Top Edge | 24mm | \ | 23.85 | 24.50 | 0.057 | 0.07 | 0.029 | 0.03 | 0.21 |
| Body | LTE Band30 ANT3 | 27710 | 2310 | 25RB-High | Front | 21mm | \ | 22.83 | 23.50 | 0.035 | 0.04 | 0.019 | 0.02 | -0.05 |
| Body | LTE Band30 ANT3 | 27710 | 2310 | 25RB-High | Rear | 23mm | \ | 22.83 | 23.50 | 0.033 | 0.04 | 0.019 | 0.02 | 0.03 |
| Body | LTE Band30 ANT3 | 27710 | 2310 | 25RB-High | Left Edge | 17mm | \ | 22.83 | 23.50 | 0.067 | 0.08 | 0.036 | 0.04 | 0.09 |
| Body | LTE Band30 ANT3 | 27710 | 2310 | 25RB-High | Top Edge | 24mm | \ | 22.83 | 23.50 | 0.034 | 0.04 | 0.017 | 0.02 | 0.20 |
| Body | LTE Band30 ANT3 | 27710 | 2310 | 1RB-Low | Front | 10mm | \ | 20.87 | 22.00 | 0.179 | 0.23 | 0.093 | 0.12 | 0.12 |
| Body | LTE Band30 ANT3 | 27710 | 2310 | 1RB-Low | Rear | 10mm | Fig.A23 | 20.87 | 22.00 | 0.266 | 0.35 | 0.132 | 0.17 | 0.12 |
| Body | LTE Band30 ANT3 | 27710 | 2310 | 1RB-Low | Left Edge | 10mm | \ | 20.87 | 22.00 | 0.140 | 0.18 | 0.069 | 0.09 | 0.29 |
| Body | LTE Band30 ANT3 | 27710 | 2310 | 1RB-Low | Top Edge | 10mm | \ | 20.87 | 22.00 | 0.239 | 0.31 | 0.104 | 0.13 | 0.05 |
| Body | LTE Band30 ANT3 | 27710 | 2310 | 25RB-High | Front | 10mm | \ | 20.93 | 22.00 | 0.126 | 0.16 | 0.062 | 0.08 | -0.23 |
| Body | LTE Band30 ANT3 | 27710 | 2310 | 25RB-High | Rear | 10mm | \ | 20.93 | 22.00 | 0.161 | 0.21 | 0.077 | 0.10 | 0.28 |
| Body | LTE Band30 ANT3 | 27710 | 2310 | 25RB-High | Left Edge | 10mm | \ | 20.93 | 22.00 | 0.102 | 0.13 | 0.051 | 0.06 | -0.29 |
| Body | LTE Band30 ANT3 | 27710 | 2310 | 25RB-High | Top Edge | 10mm | \ | 20.93 | 22.00 | 0.141 | 0.18 | 0.061 | 0.08 | 0.09 |
| Head | LTE Band30 ANT0 | 27710 | 2310 | 1RB-Low | Left Cheek | 0mm | Fig.A24 | 23.85 | 24.50 | 0.015 | 0.02 | 0.010 | 0.01 | -0.27 |
| Head | LTE Band30 ANT0 | 27710 | 2310 | 1RB-Low | Left Tilt | 0mm | \ | 23.85 | 24.50 | 0.013 | 0.02 | 0.009 | 0.01 | 0.12 |
| Head | LTE Band30 ANT0 | 27710 | 2310 | 1RB-Low | Right Cheek | 0mm | \ | 23.85 | 24.50 | 0.012 | 0.01 | 0.011 | 0.01 | -0.05 |
| Head | LTE Band30 ANT0 | 27710 | 2310 | 1RB-Low | Right Tilt | 0mm | \ | 23.85 | 24.50 | 0.011 | 0.01 | 0.008 | 0.01 | 0.23 |
| Head | LTE Band30 ANT0 | 27710 | 2310 | 25RB-High | Left Cheek | 0mm | \ | 22.83 | 23.50 | 0.012 | 0.01 | 0.010 | 0.01 | 0.21 |
| Head | LTE Band30 ANT0 | 27710 | 2310 | 25RB-High | Left Tilt | 0mm | \ | 22.83 | 23.50 | 0.012 | 0.01 | 0.009 | 0.01 | -0.15 |
| Head | LTE Band30 ANT0 | 27710 | 2310 | 25RB-High | Right Cheek | 0mm | \ | 22.83 | 23.50 | 0.014 | 0.02 | 0.008 | 0.01 | -0.12 |
| Head | LTE Band30 ANT0 | 27710 | 2310 | 25RB-High | Right Tilt | 0mm | \ | 22.83 | 23.50 | 0.011 | 0.01 | 0.007 | 0.01 | -0.30 |
| Body | LTE Band30 ANT0 | 27710 | 2310 | 1RB-Low | Front | 16mm | \ | 23.85 | 24.50 | 0.446 | 0.52 | 0.229 | 0.27 | -0.30 |
| Body | LTE Band30 ANT0 | 27710 | 2310 | 1RB-Low | Rear | 20mm | \ | 23.85 | 24.50 | 0.481 | 0.56 | 0.259 | 0.30 | -0.15 |
| Body | LTE Band30 ANT0 | 27710 | 2310 | 1RB-Low | Left Edge | 10mm | \ | 23.85 | 24.50 | 0.036 | 0.04 | 0.018 | 0.02 | 0.00 |
| Body | LTE Band30 ANT0 | 27710 | 2310 | 1RB-Low | Right Edge | 10mm | \ | 23.85 | 24.50 | 0.220 | 0.26 | 0.144 | 0.17 | 0.16 |
| Body | LTE Band30 ANT0 | 27710 | 2310 | 1RB-Low | Bottom Edge | 19mm | Fig.A25 | 23.85 | 24.50 | 0.695 | 0.81 | 0.375 | 0.44 | 0.28 |
| Body | LTE Band30 ANT0 | 27710 | 2310 | 25RB-High | Front | 16mm | \ | 22.83 | 23.50 | 0.311 | 0.36 | 0.158 | 0.18 | 0.01 |
| Body | LTE Band30 ANT0 | 27710 | 2310 | 25RB-High | Rear | 20mm | \ | 22.83 | 23.50 | 0.335 | 0.39 | 0.181 | 0.21 | -0.06 |
| Body | LTE Band30 ANT0 | 27710 | 2310 | 25RB-High | Left Edge | 10mm | \ | 22.83 | 23.50 | 0.000 | 0.00 | 0.000 | 0.00 | 0.14 |
| Body | LTE Band30 ANT0 | 27710 | 2310 | 25RB-High | Right Edge | 10mm | \ | 22.83 | 23.50 | 0.177 | 0.21 | 0.102 | 0.12 | 0.08 |
| Body | LTE Band30 ANT0 | 27710 | 2310 | 25RB-High | Bottom Edge | 19mm | \ | 22.83 | 23.50 | 0.496 | 0.58 | 0.268 | 0.31 | 0.07 |
| Body | LTE Band30 ANT0 | 27710 | 2310 | 1RB-Low | Front | 10mm | \ | 17.68 | 19.00 | 0.266 | 0.36 | 0.130 | 0.18 | 0.09 |
| Body | LTE Band30 ANT0 | 27710 | 2310 | 1RB-Low | Rear | 10mm | \ | 17.68 | 19.00 | 0.489 | 0.66 | 0.197 | 0.27 | 0.10 |
| Body | LTE Band30 ANT0 | 27710 | 2310 | 1RB-Low | Bottom Edge | 10mm | \ | 17.68 | 19.00 | 0.589 | 0.80 | 0.273 | 0.37 | 0.29 |
| Body | LTE Band30 ANT0 | 27710 | 2310 | 25RB-High | Front | 10mm | \ | 17.70 | 19.00 | 0.260 | 0.35 | 0.121 | 0.16 | -0.06 |
| Body | LTE Band30 ANT0 | 27710 | 2310 | 25RB-High | Rear | 10mm | \ | 17.70 | 19.00 | 0.570 | 0.77 | 0.273 | 0.37 | -0.20 |
| Body | LTE Band30 ANT0 | 27710 | 2310 | 25RB-High | Bottom Edge | 10mm | \ | 17.70 | 19.00 | 0.580 | 0.78 | 0.269 | 0.36 | 0.10 |
| Head | LTE Band41 ANT3 | 41055 | 2636.5 | 1RB-High | Left Cheek | 0mm | \ | 16.05 | 17.00 | 0.105 | 0.13 | 0.048 | 0.06 | -0.15 |
| Head | LTE Band41 ANT3 | 41055 | 2636.5 | 1RB-High | Left Tilt | 0mm | \ | 16.05 | 17.00 | 0.123 | 0.15 | 0.055 | 0.07 | -0.17 |
| Head | LTE Band41 ANT3 | 41055 | 2636.5 | 1RB-High | Right Cheek | 0mm | \ | 16.05 | 17.00 | 0.269 | 0.33 | 0.122 | 0.15 | 0.23 |
| Head | LTE Band41 ANT3 | 41055 | 2636.5 | 1RB-High | Right Tilt | 0mm | Fig.A26 | 16.05 | 17.00 | 0.292 | 0.36 | 0.129 | 0.16 | 0.23 |
| Head | LTE Band41 ANT3 | 41055 | 2636.5 | 50RB-High | Left Cheek | 0mm | \ | 16.05 | 17.00 | 0.101 | 0.12 | 0.048 | 0.06 | 0.29 |
| Head | LTE Band41 ANT3 | 41055 | 2636.5 | 50RB-High | Left Tilt | 0mm | \ | 16.05 | 17.00 | 0.109 | 0.14 | 0.048 | 0.06 | -0.09 |
| Head | LTE Band41 ANT3 | 41055 | 2636.5 | 50RB-High | Right Cheek | 0mm | \ | 16.05 | 17.00 | 0.206 | 0.26 | 0.098 | 0.12 | -0.12 |
| Head | LTE Band41 ANT3 | 41055 | 2636.5 | 50RB-High | Right Tilt | 0mm | \ | 16.05 | 17.00 | 0.278 | 0.35 | 0.119 | 0.15 | -0.05 |
| Head | LTE Band41C ANT3 | 39750 | 2506 | 1RB-High | Right Tilt | 0mm | ULCA | 16.04 | 17.00 | 0.271 | 0.34 | 0.112 | 0.14 | 0.19 |
| Body | LTE Band41 pc3 ANT3 | 41055 | 2636.5 | 1RB-High | Front | 21mm | \ | 24.84 | 25.00 | 0.126 | 0.13 | 0.073 | 0.08 | 0.19 |
| Body | LTE Band41 pc3 ANT3 | 41055 | 2636.5 | 1RB-High | Rear | 23mm | \ | 24.84 | 25.00 | 0.110 | 0.11 | 0.064 | 0.07 | 0.06 |
| Body | LTE Band41 pc3 ANT3 | 41055 | 2636.5 | 1RB-High | Left Edge | 17mm | \ | 24.84 | 25.00 | 0.139 | 0.14 | 0.081 | 0.08 | -0.23 |
| Body | LTE Band41 pc3 ANT3 | 41055 | 2636.5 | 1RB-High | Top Edge | 24mm | \ | 24.84 | 25.00 | 0.132 | 0.14 | 0.070 | 0.07 | 0.30 |
| Body | LTE Band41 pc3 ANT3 | 41055 | 2636.5 | 50RB-Middle | Front | 21mm | \ | 23.80 | 24.00 | 0.079 | 0.08 | 0.046 | 0.05 | -0.19 |
| Body | LTE Band41 pc3 ANT3 | 41055 | 2636.5 | 50RB-Middle | Rear | 23mm | \ | 23.80 | 24.00 | 0.070 | 0.07 | 0.040 | 0.04 | 0.18 |
| Body | LTE Band41 pc3 ANT3 | 41055 | 2636.5 | 50RB-Middle | Left Edge | 17mm | \ | 23.80 | 24.00 | 0.127 | 0.13 | 0.070 | 0.07 | -0.08 |
| Body | LTE Band41 pc3 ANT3 | 41055 | 2636.5 | 50RB-Middle | Top Edge | 24mm | \ | 23.80 | 24.00 | 0.077 | 0.08 | 0.041 | 0.04 | 0.16 |
| Body | LTE Band41 ANT3 | 41055 | 2636.5 | 1RB-High | Front | 10mm | \ | 18.52 | 19.00 | 0.067 | 0.07 | 0.035 | 0.04 | -0.25 |
| Body | LTE Band41 ANT3 | 41055 | 2636.5 | 1RB-High | Rear | 10mm | \ | 18.52 | 19.00 | 0.096 | 0.11 | 0.049 | 0.05 | -0.01 |
| Body | LTE Band41 ANT3 | 41055 | 2636.5 | 1RB-High | Left Edge | 10mm | \ | 18.52 | 19.00 | 0.652 | 0.73 | 0.329 | 0.37 | 0.15 |
| Body | LTE Band41 ANT3 | 41055 | 2636.5 | 1RB-High | Top Edge | 10mm | \ | 18.52 | 19.00 | 0.115 | 0.13 | 0.048 | 0.05 | -0.09 |
| Body | LTE Band41 ANT3 | 41055 | 2636.5 | 50RB-High | Front | 10mm | \ | 18.63 | 19.00 | 0.074 | 0.08 | 0.040 | 0.04 | 0.16 |
| Body | LTE Band41 ANT3 | 41055 | 2636.5 | 50RB-High | Rear | 10mm | \ | 18.63 | 19.00 | 0.101 | 0.11 | 0.050 | 0.05 | 0.17 |
| Body | LTE Band41 ANT3 | 41055 | 2636.5 | 50RB-High | Left Edge | 10mm | \ | 18.52 | 19.00 | 0.612 | 0.68 | 0.300 | 0.33 | 0.15 |
| Body | LTE Band41 ANT3 | 41055 | 2636.5 | 50RB-High | Top Edge | 10mm | Fig.A27 | 18.63 | 19.00 | 0.715 | 0.78 | 0.316 | 0.34 | 0.18 |
| Body | LTE Band41C ANT3 | 39750 | 2506 | 1RB-High | Top Edge | 10mm | ULCA | 18.21 | 19.00 | 0.601 | 0.72 | 0.209 | 0.25 | 0.11 |
| Body | LTE Band41 pc2 ANT3 | 41490 | 2680 | 1RB-Low | Front | 21mm | \ | 25.46 | 26.00 | 0.274 | 0.31 | 0.316 | 0.36 | 0.21 |
| Body | LTE Band41 pc2 ANT3 | 41490 | 2680 | 1RB-Low | Rear | 23mm | \ | 25.46 | 26.00 | 0.257 | 0.29 | 0.296 | 0.34 | 0.06 |
| Body | LTE Band41 pc2 ANT3 | 41490 | 2680 | 1RB-Low | Left Edge | 17mm | \ | 25.46 | 26.00 | 0.450 | 0.51 | 0.500 | 0.57 | 0.03 |
| Body | LTE Band41 pc2 ANT3 | 41490 | 2680 | 1RB-Low | Top Edge | 24mm | \ | 25.46 | 26.00 | 0.287 | 0.32 | 0.302 | 0.34 | -0.30 |
| Body | LTE Band41 pc2 ANT3 | 41490 | 2680 | 50RB-Middle | Front | 21mm | \ | 23.90 | 25.00 | 0.169 | 0.22 | 0.195 | 0.25 | 0.17 |
| Body | LTE Band41 pc2 ANT3 | 41490 | 2680 | 50RB-Middle | Rear | 23mm | \ | 23.90 | 25.00 | 0.153 | 0.20 | 0.177 | 0.23 | -0.07 |
| Body | LTE Band41 pc2 ANT3 | 41490 | 2680 | 50RB-Middle | Left Edge | 17mm | \ | 23.90 | 25.00 | 0.269 | 0.35 | 0.300 | 0.39 | -0.09 |
| Body | LTE Band41 pc2 ANT3 | 41490 | 2680 | 50RB-Middle | Top Edge | 24mm | \ | 23.90 | 25.00 | 0.167 | 0.21 | 0.177 | 0.23 | 0.23 |
| Body | LTE Band41 ANT3 | 41055 | 2636.5 | 1RB-High | Front | 10mm | \ | 18.52 | 19.00 | 0.067 | 0.07 | 0.070 | 0.08 | -0.04 |
| Body | LTE Band41 ANT3 | 41055 | 2636.5 | 1RB-High | Rear | 10mm | \ | 18.52 | 19.00 | 0.096 | 0.11 | 0.098 | 0.11 | 0.22 |
| Body | LTE Band41 ANT3 | 41055 | 2636.5 | 1RB-High | Left Edge | 10mm | \ | 18.52 | 19.00 | 0.652 | 0.73 | 0.659 | 0.74 | 0.07 |
| Body | LTE Band41 ANT3 | 41055 | 2636.5 | 1RB-High | Top Edge | 10mm | \ | 18.52 | 19.00 | 0.115 | 0.13 | 0.096 | 0.11 | -0.05 |
| Body | LTE Band41 ANT3 | 41055 | 2636.5 | 50RB-High | Front | 10mm | \ | 18.63 | 19.00 | 0.074 | 0.08 | 0.079 | 0.09 | -0.27 |
| Body</ | | | | | | | | | | | | | | |



| RF Exposure Conditions | Frequency Band | Channel Number | Frequency (MHz) | Mode/RB | Test Position | Distance | Figure No./Note | EUT Measured Power (dBm) | Tune up (dBm) | Measured SAR 1g (W/kg) | Calculated SAR 1g (W/kg) | Measured SAR 10g (W/kg) | Calculated SAR 10g (W/kg) | Power Drift |
|------------------------|-----------------|----------------|-----------------|-------------|---------------|----------|-----------------|--------------------------|---------------|------------------------|--------------------------|-------------------------|---------------------------|-------------|
| Head | LTE Band48 ANT4 | 55990 | 3625 | 1RB-Low | Left Cheek | 0mm | \ | 16.94 | 17.50 | 0.169 | 0.19 | 0.080 | 0.09 | -0.12 |
| Head | LTE Band48 ANT4 | 55990 | 3625 | 1RB-Low | Left Tilt | 0mm | \ | 16.94 | 17.50 | 0.221 | 0.25 | 0.108 | 0.12 | -0.01 |
| Head | LTE Band48 ANT4 | 55990 | 3625 | 1RB-Low | Right Cheek | 0mm | \ | 16.94 | 17.50 | 0.195 | 0.22 | 0.082 | 0.09 | -0.04 |
| Head | LTE Band48 ANT4 | 55990 | 3625 | 1RB-Low | Right Tilt | 0mm | \ | 16.94 | 17.50 | 0.239 | 0.27 | 0.098 | 0.11 | -0.30 |
| Head | LTE Band48 ANT4 | 55990 | 3625 | 50RB-Middle | Left Cheek | 0mm | \ | 16.99 | 17.50 | 0.169 | 0.19 | 0.082 | 0.09 | 0.21 |
| Head | LTE Band48 ANT4 | 55990 | 3625 | 50RB-Middle | Left Tilt | 0mm | \ | 16.99 | 17.50 | 0.226 | 0.25 | 0.110 | 0.12 | 0.15 |
| Head | LTE Band48 ANT4 | 55990 | 3625 | 50RB-Middle | Right Cheek | 0mm | \ | 16.99 | 17.50 | 0.197 | 0.22 | 0.083 | 0.09 | -0.09 |
| Head | LTE Band48 ANT4 | 55990 | 3625 | 50RB-Middle | Right Tilt | 0mm | Fig.A29 | 16.99 | 17.50 | 0.245 | 0.28 | 0.101 | 0.11 | -0.28 |
| Body | LTE Band48 ANT4 | 55990 | 3625 | 1RB-Low | Front | 10mm | \ | 23.24 | 24.00 | 0.298 | 0.36 | 0.144 | 0.17 | -0.24 |
| Body | LTE Band48 ANT4 | 55990 | 3625 | 1RB-Low | Rear | 10mm | \ | 23.24 | 24.00 | 0.258 | 0.31 | 0.121 | 0.14 | 0.15 |
| Body | LTE Band48 ANT4 | 55990 | 3625 | 1RB-Low | Left Edge | 10mm | \ | 23.24 | 24.00 | 0.098 | 0.12 | 0.049 | 0.06 | -0.03 |
| Body | LTE Band48 ANT4 | 55990 | 3625 | 1RB-Low | Top Edge | 10mm | Fig.A30 | 23.24 | 24.00 | 0.424 | 0.51 | 0.192 | 0.23 | -0.05 |
| Body | LTE Band48 ANT4 | 55990 | 3625 | 50RB-Low | Front | 10mm | \ | 22.38 | 23.00 | 0.201 | 0.23 | 0.093 | 0.11 | 0.22 |
| Body | LTE Band48 ANT4 | 55990 | 3625 | 50RB-Low | Rear | 10mm | \ | 22.38 | 23.00 | 0.174 | 0.20 | 0.080 | 0.09 | -0.14 |
| Body | LTE Band48 ANT4 | 55990 | 3625 | 50RB-Low | Left Edge | 10mm | \ | 22.38 | 23.00 | 0.049 | 0.06 | 0.022 | 0.02 | 0.25 |
| Body | LTE Band48 ANT4 | 55990 | 3625 | 50RB-Low | Top Edge | 10mm | \ | 22.38 | 23.00 | 0.291 | 0.34 | 0.132 | 0.15 | 0.18 |
| Head | LTE Band66 ANT1 | 41100 | 1720 | 1RB-Middle | Left Cheek | 0mm | \ | 24.10 | 24.50 | 0.210 | 0.23 | 0.138 | 0.15 | 0.19 |
| Head | LTE Band66 ANT1 | 41101 | 1720 | 1RB-Middle | Left Tilt | 0mm | \ | 24.10 | 24.50 | 0.117 | 0.13 | 0.072 | 0.08 | -0.20 |
| Head | LTE Band66 ANT1 | 41102 | 1720 | 1RB-Middle | Right Cheek | 0mm | Fig.A31 | 24.10 | 24.50 | 0.225 | 0.25 | 0.142 | 0.16 | 0.06 |
| Head | LTE Band66 ANT1 | 41103 | 1720 | 1RB-Middle | Right Tilt | 0mm | \ | 24.10 | 24.50 | 0.149 | 0.16 | 0.089 | 0.10 | -0.04 |
| Head | LTE Band66 ANT1 | 41104 | 1745 | 50RB-Middle | Left Cheek | 0mm | \ | 23.31 | 23.50 | 0.144 | 0.15 | 0.094 | 0.10 | -0.10 |
| Head | LTE Band66 ANT1 | 41105 | 1745 | 50RB-Middle | Left Tilt | 0mm | \ | 23.31 | 23.50 | 0.086 | 0.09 | 0.053 | 0.06 | -0.16 |
| Head | LTE Band66 ANT1 | 41106 | 1745 | 50RB-Middle | Right Cheek | 0mm | \ | 23.31 | 23.50 | 0.125 | 0.13 | 0.078 | 0.08 | 0.25 |
| Head | LTE Band66 ANT1 | 41107 | 1745 | 50RB-Middle | Right Tilt | 0mm | \ | 23.31 | 23.50 | 0.103 | 0.11 | 0.062 | 0.06 | -0.26 |
| Body | LTE Band66 ANT1 | 41109 | 1720 | 1RB-Middle | Front | 16mm | \ | 24.10 | 24.50 | 0.267 | 0.29 | 0.189 | 0.21 | 0.09 |
| Body | LTE Band66 ANT1 | 41110 | 1720 | 1RB-Middle | Rear | 20mm | \ | 24.10 | 24.50 | 0.308 | 0.34 | 0.217 | 0.24 | -0.25 |
| Body | LTE Band66 ANT1 | 41111 | 1720 | 1RB-Middle | Left Edge | 13mm | Fig.A32 | 24.10 | 24.50 | 0.491 | 0.54 | 0.309 | 0.34 | -0.13 |
| Body | LTE Band66 ANT1 | 41112 | 1720 | 1RB-Middle | Bottom Edge | 19mm | \ | 24.10 | 24.50 | 0.217 | 0.24 | 0.145 | 0.16 | 0.29 |
| Body | LTE Band66 ANT1 | 41113 | 1745 | 50RB-Middle | Front | 16mm | \ | 23.31 | 23.50 | 0.223 | 0.23 | 0.156 | 0.16 | -0.20 |
| Body | LTE Band66 ANT1 | 41114 | 1745 | 50RB-Middle | Rear | 20mm | \ | 23.31 | 23.50 | 0.239 | 0.25 | 0.160 | 0.17 | 0.26 |
| Body | LTE Band66 ANT1 | 41115 | 1745 | 50RB-Middle | Left Edge | 13mm | \ | 23.31 | 23.50 | 0.301 | 0.31 | 0.222 | 0.23 | -0.07 |
| Body | LTE Band66 ANT1 | 41116 | 1745 | 50RB-Middle | Bottom Edge | 19mm | \ | 23.31 | 23.50 | 0.159 | 0.17 | 0.107 | 0.11 | 0.15 |
| Body | LTE Band66 ANT1 | 41117 | 1720 | 1RB-Low | Front | 10mm | \ | 21.88 | 23.00 | 0.260 | 0.34 | 0.171 | 0.22 | -0.17 |
| Body | LTE Band66 ANT1 | 41118 | 1720 | 1RB-Low | Rear | 10mm | \ | 21.88 | 23.00 | 0.403 | 0.52 | 0.295 | 0.38 | -0.18 |
| Body | LTE Band66 ANT1 | 41119 | 1720 | 1RB-Middle | Left Edge | 10mm | \ | 21.88 | 23.00 | 0.400 | 0.52 | 0.281 | 0.36 | 0.11 |
| Body | LTE Band66 ANT1 | 41120 | 1720 | 1RB-Low | Bottom Edge | 10mm | \ | 21.88 | 23.00 | 0.366 | 0.47 | 0.231 | 0.30 | 0.23 |
| Body | LTE Band66 ANT1 | 41121 | 1745 | 50RB-Middle | Front | 10mm | \ | 21.95 | 23.00 | 0.272 | 0.35 | 0.173 | 0.22 | -0.11 |
| Body | LTE Band66 ANT1 | 41122 | 1745 | 50RB-Middle | Rear | 10mm | \ | 21.95 | 23.00 | 0.410 | 0.52 | 0.295 | 0.38 | -0.05 |
| Body | LTE Band66 ANT1 | 41115 | 1745 | 50RB-Middle | Left Edge | 10mm | \ | 21.88 | 23.00 | 0.311 | 0.40 | 0.218 | 0.28 | 0.14 |
| Body | LTE Band66 ANT1 | 41124 | 1745 | 50RB-Middle | Bottom Edge | 10mm | \ | 21.95 | 23.00 | 0.280 | 0.36 | 0.194 | 0.25 | -0.10 |
| Head | LTE Band66 ANT3 | 41100 | 1720 | 1RB-Middle | Left Cheek | 0mm | \ | 19.21 | 20.00 | 0.250 | 0.30 | 0.136 | 0.16 | 0.02 |
| Head | LTE Band66 ANT3 | 41101 | 1720 | 1RB-Middle | Left Tilt | 0mm | \ | 19.21 | 20.00 | 0.340 | 0.41 | 0.171 | 0.21 | -0.08 |
| Head | LTE Band66 ANT3 | 41102 | 1720 | 1RB-Middle | Right Cheek | 0mm | \ | 19.21 | 20.00 | 0.426 | 0.51 | 0.210 | 0.25 | -0.15 |
| Head | LTE Band66 ANT3 | 41103 | 1720 | 1RB-Middle | Right Tilt | 0mm | Fig.A33 | 19.21 | 20.00 | 0.516 | 0.62 | 0.240 | 0.29 | -0.22 |
| Head | LTE Band66 ANT3 | 41104 | 1745 | 50RB-Middle | Left Cheek | 0mm | \ | 19.34 | 20.00 | 0.237 | 0.28 | 0.133 | 0.15 | -0.04 |
| Head | LTE Band66 ANT3 | 41105 | 1745 | 50RB-Middle | Left Tilt | 0mm | \ | 19.34 | 20.00 | 0.294 | 0.34 | 0.153 | 0.18 | -0.14 |
| Head | LTE Band66 ANT3 | 41106 | 1745 | 50RB-Middle | Right Cheek | 0mm | \ | 19.34 | 20.00 | 0.385 | 0.45 | 0.197 | 0.23 | 0.22 |
| Head | LTE Band66 ANT3 | 41107 | 1745 | 50RB-Middle | Right Tilt | 0mm | \ | 19.34 | 20.00 | 0.514 | 0.60 | 0.237 | 0.28 | -0.23 |
| Body | LTE Band66 ANT3 | 41109 | 1720 | 1RB-Middle | Front | 21mm | \ | 23.21 | 24.50 | 0.215 | 0.29 | 0.134 | 0.18 | -0.19 |
| Body | LTE Band66 ANT3 | 41110 | 1720 | 1RB-Middle | Rear | 23mm | \ | 23.21 | 24.50 | 0.245 | 0.33 | 0.157 | 0.21 | 0.25 |
| Body | LTE Band66 ANT3 | 41111 | 1720 | 1RB-Middle | Left Edge | 17mm | \ | 23.21 | 24.50 | 0.141 | 0.19 | 0.088 | 0.12 | 0.30 |
| Body | LTE Band66 ANT3 | 41112 | 1720 | 1RB-Middle | Top Edge | 24mm | \ | 23.21 | 24.50 | 0.299 | 0.40 | 0.185 | 0.25 | 0.26 |
| Body | LTE Band66 ANT3 | 41113 | 1745 | 50RB-Middle | Front | 21mm | \ | 22.64 | 23.50 | 0.158 | 0.19 | 0.099 | 0.12 | -0.10 |
| Body | LTE Band66 ANT3 | 41114 | 1745 | 50RB-Middle | Rear | 23mm | \ | 22.64 | 23.50 | 0.182 | 0.22 | 0.116 | 0.14 | -0.22 |
| Body | LTE Band66 ANT3 | 41115 | 1745 | 50RB-Middle | Left Edge | 17mm | \ | 22.64 | 23.50 | 0.101 | 0.12 | 0.064 | 0.08 | -0.29 |
| Body | LTE Band66 ANT3 | 41116 | 1745 | 50RB-Middle | Top Edge | 24mm | \ | 22.64 | 23.50 | 0.224 | 0.27 | 0.137 | 0.17 | -0.03 |
| Body | LTE Band66 ANT3 | 41117 | 1720 | 1RB-Low | Front | 10mm | \ | 18.40 | 20.00 | 0.375 | 0.54 | 0.206 | 0.30 | 0.12 |
| Body | LTE Band66 ANT3 | 41118 | 1720 | 1RB-Low | Rear | 10mm | \ | 18.40 | 20.00 | 0.377 | 0.54 | 0.231 | 0.33 | -0.29 |
| Body | LTE Band66 ANT3 | 41118 | 1720 | 1RB-Low | Left Edge | 10mm | \ | 18.40 | 20.00 | 0.120 | 0.17 | 0.068 | 0.10 | -0.14 |
| Body | LTE Band66 ANT3 | 41118 | 1720 | 1RB-Low | Top Edge | 10mm | \ | 18.40 | 20.00 | 0.440 | 0.64 | 0.233 | 0.34 | -0.04 |
| Body | LTE Band66 ANT3 | 41121 | 1745 | 50RB-Middle | Front | 10mm | \ | 18.35 | 20.00 | 0.357 | 0.52 | 0.204 | 0.30 | -0.17 |
| Body | LTE Band66 ANT3 | 41122 | 1745 | 50RB-Middle | Rear | 10mm | \ | 18.35 | 20.00 | 0.371 | 0.54 | 0.234 | 0.34 | 0.00 |
| Body | LTE Band66 ANT3 | 41122 | 1745 | 50RB-Middle | Left Edge | 10mm | \ | 18.35 | 20.00 | 0.111 | 0.16 | 0.062 | 0.09 | 0.29 |
| Body | LTE Band66 ANT3 | 41122 | 1745 | 50RB-Middle | Top Edge | 10mm | Fig.A34 | 18.35 | 20.00 | 0.459 | 0.67 | 0.242 | 0.35 | -0.10 |
| Head | LTE Band71 ANT0 | 133222 | 673 | 1RB-Low | Left Cheek | 0mm | \ | 23.95 | 24.50 | 0.197 | 0.22 | 0.164 | 0.19 | 0.11 |
| Head | LTE Band71 ANT0 | 133222 | 673 | 1RB-Low | Left Tilt | 0mm | \ | 23.95 | 24.50 | 0.107 | 0.12 | 0.094 | 0.11 | 0.23 |
| Head | LTE Band71 ANT0 | 133222 | 673 | 1RB-Low | Right Cheek | 0mm | Fig.A35 | 23.95 | 24.50 | 0.225 | 0.26 | 0.195 | 0.22 | 0.27 |
| Head | LTE Band71 ANT0 | 133222 | 673 | 1RB-Low | Right Tilt | 0mm | \ | 23.95 | 24.50 | 0.140 | 0.16 | 0.124 | 0.14 | -0.13 |
| Head | LTE Band71 ANT0 | 133372 | 688 | 50RB-Middle | Left Cheek | 0mm | \ | 23.06 | 23.00 | 0.126 | 0.12 | 0.106 | 0.10 | -0.01 |
| Head | LTE Band71 ANT0 | 133372 | 688 | 50RB-Middle | Left Tilt | 0mm | \ | 23.06 | 23.00 | 0.062 | 0.06 | 0.055 | 0.05 | 0.03 |
| Head | LTE Band71 ANT0 | 133372 | 688 | 50RB-Middle | Right Cheek | 0mm | \ | 23.06 | 23.00 | 0.128 | 0.13 | 0.112 | 0.11 | -0.05 |
| Head | LTE Band71 ANT0 | 133372 | 688 | 50RB-Middle | Right Tilt | 0mm | \ | 23.06 | 23.00 | 0.075 | 0.07 | 0.066 | 0.07 | 0.13 |
| Body | LTE Band71 ANT0 | 133222 | 673 | 1RB-Low | Front | 10mm | \ | 23.95 | 24.50 | 0.120 | 0.14 | 0.093 | 0.11 | 0.13 |
| Body | LTE Band71 ANT0 | 133222 | 673 | 1RB-Low | Rear | 10mm | Fig.A36 | 23.95 | 24.50 | 0.212 | 0.24 | 0.162 | 0.18 | 0.17 |
| Body | LTE Band71 ANT0 | 133222 | 673 | 1RB-Low | Left Edge | 10mm | \ | 23.95 | 24.50 | 0.102 | 0.12 | 0.073 | 0.08 | -0.30 |
| Body | LTE Band71 ANT0 | 133222 | 673 | 1RB-Low | Right Edge | 10mm | \ | 23.95 | 24.50 | 0.201 | 0.23 | 0.154 | 0.17 | 0.15 |
| Body | LTE Band71 ANT0 | 133222 | 673 | 1RB-Low | Bottom Edge | 10mm | \ | 23.95 | 24.50 | 0.143 | 0.16 | 0.075 | 0.08 | 0.25 |
| Body | LTE Band71 ANT0 | 133372 | 688 | 50RB-Middle | Front | 10mm | \ | 23.06 | 23.00 | 0.076 | 0.08 | 0.058 | 0.06 | -0.06 |
| Body | LTE Band71 ANT0 | 133372 | 688 | 50RB-Middle | Rear | 10mm | \ | 23.06 | 23.00 | 0.120 | 0.12 | 0.092 | 0.09 | -0.18 |
| Body | LTE Band71 ANT0 | 133372 | 688 | 50RB-Middle | Left Edge | 10mm | \ | 23.06 | 23.00 | 0.058 | 0.06 | 0.042 | 0.04 | -0.01 |
| Body | LTE Band71 ANT0 | 133372 | 688 | 50RB-Middle | Right Edge | 10mm | \ | 23.06 | 23.00 | 0.122 | 0.12 | 0.087 | 0.09 | 0.07 |
| Body | LTE Band71 ANT0 | 133372 | 688 | 50RB-Middle | Bottom Edge | 10mm | \ | 23.06 | 23.00 | 0.086 | 0.08 | 0.045 | 0.04 | -0.11 |

| ULCA poc | Left Cheek 1g (W/kg) | Left Tilt 1g (W/kg) | Right Cheek 1g (W/kg) | Right Tilt 1g (W/kg) | Front 10mm 1g (W/kg) | Rear 10mm 1g (W/kg) | Left Edge 10mm 1g (W/kg) | Right Edge 10mm 1g (W/kg) | Bottom Edge 10mm 1g (W/kg) | Top Edge 10mm 1g (W/kg) | Front 10mm 1g (W/kg) | Front 21mm 1g (W/kg) | Front 19mm 1g (W/kg) | Rear 20mm 1g (W/kg) | Rear 22mm 1g (W/kg) | Rear 23mm 1g (W/kg) | Left 13mm 1g (W/kg) | Left 17mm 1g (W/kg) | Bottom Edge 19mm 1g (W/kg) | Top Edge 24mm 1g (W/kg) | Top Edge 21mm 1g (W/kg) | Top Edge 13mm 1g (W/kg) | Top Edge 17mm 1g (W/kg) |
|-----------|----------------------|---------------------|-----------------------|----------------------|----------------------|---------------------|--------------------------|---------------------------|----------------------------|-------------------------|----------------------|----------------------|----------------------|---------------------|---------------------|---------------------|---------------------|---------------------|----------------------------|-------------------------|-------------------------|-------------------------|-------------------------|
| CA 2A-12A | 0.86 | 0.44 | 0.76 | 0.51 | 0.49 | 0.81 | 0.45 | 0.29 | 0.64 | \ | 0.21 | \ | \ | \ | 0.14 | \ | \ | \ | 0.16 | \ | \ | \ | \ |
| B2 ANT1 | 0.56 | 0.27 | 0.45 | 0.29 | 0.28 | 0.48 | 0.27 | 0.39 | 0.21 | \ | \ | \ | \ | \ | | | | | | | | | |

14.2 SAR results for 5G NR

| RF Exposure Conditions | Frequency Band | Channel Number | Frequency (MHz) | Mode | Test setup | Distance | Figure No. | Note | EUT Measured Power (dBm) | Tune up (dBm) | Measured SAR 1g (W/kg) | Calculated SAR 1g (W/kg) | Measured SAR 10g (W/kg) | Calculated SAR 10g (W/kg) | Power Drift |
|------------------------|----------------|----------------|-----------------|-----------------|-------------|----------|------------|---------|--------------------------|---------------|------------------------|--------------------------|-------------------------|---------------------------|-------------|
| Head | N2 | 381500 | 1907.5 | DFT-s-OFDM QPSK | Cheek Left | 0mm | \ | SA/ENDC | 23.82 | 25.00 | 0.241 | 0.32 | 0.157 | 0.21 | 0.08 |
| Head | N2 | 376000 | 1880 | DFT-s-OFDM QPSK | Cheek Left | 0mm | \ | SA/ENDC | 23.90 | 25.00 | 0.241 | 0.31 | 0.157 | 0.20 | -0.15 |
| Head | N2 | 370500 | 1852.5 | DFT-s-OFDM QPSK | Cheek Left | 0mm | FIG A.37 | SA/ENDC | 23.85 | 25.00 | 0.340 | 0.44 | 0.221 | 0.29 | -0.17 |
| Head | N2 | 376000 | 1880 | DFT-s-OFDM QPSK | Tilt Left | 0mm | \ | SA/ENDC | 23.90 | 25.00 | 0.119 | 0.15 | 0.078 | 0.10 | 0.08 |
| Head | N2 | 376000 | 1880 | DFT-s-OFDM QPSK | Cheek Right | 0mm | \ | SA/ENDC | 23.90 | 25.00 | 0.163 | 0.21 | 0.108 | 0.14 | 0.03 |
| Head | N2 | 376000 | 1880 | DFT-s-OFDM QPSK | Tilt Right | 0mm | \ | SA/ENDC | 23.90 | 25.00 | 0.133 | 0.17 | 0.086 | 0.11 | -0.03 |
| Head | N2 | 376000 | 1880 | CP-OFDM QPSK | Cheek Left | 0mm | \ | SA/ENDC | 22.30 | 23.50 | 0.219 | 0.29 | 0.139 | 0.18 | 0.17 |
| Body | N2 | 376000 | 1880 | DFT-s-OFDM QPSK | Front | 10mm | \ | SA | 21.35 | 22.00 | 0.273 | 0.32 | 0.161 | 0.19 | 0.13 |
| Body | N2 | 376000 | 1880 | DFT-s-OFDM QPSK | Rear | 10mm | \ | SA | 21.35 | 22.00 | 0.536 | 0.62 | 0.318 | 0.37 | 0.09 |
| Body | N2 | 376000 | 1880 | DFT-s-OFDM QPSK | Left | 10mm | \ | SA | 21.35 | 22.00 | 0.505 | 0.59 | 0.289 | 0.34 | 0.13 |
| Body | N2 | 376000 | 1880 | DFT-s-OFDM QPSK | Bottom | 10mm | \ | SA | 21.35 | 22.00 | 0.313 | 0.36 | 0.188 | 0.22 | -0.12 |
| Body | N2 | 376000 | 1880 | DFT-s-OFDM QPSK | Front | 10mm | \ | ENDC | 18.31 | 19.00 | 0.130 | 0.15 | 0.077 | 0.09 | 0.15 |
| Body | N2 | 376000 | 1880 | DFT-s-OFDM QPSK | Rear | 10mm | \ | ENDC | 18.31 | 19.00 | 0.256 | 0.30 | 0.152 | 0.18 | 0.17 |
| Body | N2 | 376000 | 1880 | DFT-s-OFDM QPSK | Left | 10mm | \ | ENDC | 18.31 | 19.00 | 0.505 | 0.59 | 0.289 | 0.34 | 0.13 |
| Body | N2 | 376000 | 1880 | DFT-s-OFDM QPSK | Bottom | 10mm | \ | ENDC | 18.31 | 19.00 | 0.150 | 0.18 | 0.090 | 0.11 | -0.04 |
| Body | N2 | 376000 | 1880 | DFT-s-OFDM QPSK | Front | 16mm | \ | SA/ENDC | 23.90 | 25.00 | 0.349 | 0.45 | 0.219 | 0.28 | -0.11 |
| Body | N2 | 376000 | 1880 | DFT-s-OFDM QPSK | Rear | 22mm | \ | SA/ENDC | 23.90 | 25.00 | 0.290 | 0.37 | 0.181 | 0.23 | 0.02 |
| Body | N2 | 376000 | 1880 | DFT-s-OFDM QPSK | Bottom | 19mm | \ | SA/ENDC | 23.90 | 25.00 | 0.274 | 0.35 | 0.171 | 0.22 | 0.04 |
| Body | N2 | 381500 | 1907.5 | DFT-s-OFDM QPSK | Left | 13mm | \ | SA/ENDC | 23.82 | 25.00 | 0.567 | 0.74 | 0.322 | 0.42 | -0.02 |
| Body | N2 | 376000 | 1880 | DFT-s-OFDM QPSK | Left | 13mm | \ | SA/ENDC | 23.90 | 25.00 | 0.505 | 0.65 | 0.289 | 0.37 | 0.13 |
| Body | N2 | 370500 | 1852.5 | DFT-s-OFDM QPSK | Left | 13mm | FIG A.38 | SA/ENDC | 23.85 | 25.00 | 0.583 | 0.76 | 0.333 | 0.43 | 0.18 |
| Body | N2 | 376000 | 1880 | DFT-s-OFDM QPSK | Right | 10mm | \ | SA/ENDC | 23.90 | 25.00 | 0.039 | 0.05 | 0.024 | 0.03 | 0.03 |
| Body | N2 | 376000 | 1880 | CP-OFDM QPSK | Left | 13mm | \ | SA/ENDC | 22.30 | 23.50 | 0.396 | 0.52 | 0.264 | 0.35 | -0.03 |
| Head | N2 | 376000 | 1880 | DFT-s-OFDM QPSK | Cheek Left | 0mm | \ | ENDC | 17.22 | 18.00 | 0.341 | 0.41 | 0.204 | 0.24 | 0.19 |
| Head | N2 | 376000 | 1880 | DFT-s-OFDM QPSK | Tilt Left | 0mm | \ | ENDC | 17.22 | 18.00 | 0.421 | 0.50 | 0.232 | 0.28 | 0.07 |
| Head | N2 | 376000 | 1880 | DFT-s-OFDM QPSK | Cheek Right | 0mm | \ | ENDC | 17.22 | 18.00 | 0.488 | 0.58 | 0.250 | 0.30 | 0.01 |
| Head | N2 | 381500 | 1907.5 | DFT-s-OFDM QPSK | Tilt Right | 0mm | \ | ENDC | 17.16 | 18.00 | 0.610 | 0.74 | 0.306 | 0.37 | -0.07 |
| Head | N2 | 376000 | 1880 | DFT-s-OFDM QPSK | Tilt Right | 0mm | FIG A.39 | ENDC | 17.22 | 18.00 | 0.647 | 0.77 | 0.311 | 0.37 | 0.15 |
| Head | N2 | 370500 | 1852.5 | DFT-s-OFDM QPSK | Tilt Right | 0mm | \ | ENDC | 17.18 | 18.00 | 0.471 | 0.57 | 0.237 | 0.29 | 0.08 |
| Head | N2 | 376000 | 1880 | CP-OFDM 16QAM | Tilt Right | 0mm | \ | ENDC | 17.10 | 18.00 | 0.583 | 0.72 | 0.294 | 0.36 | 0.02 |
| Body | N2 | 376000 | 1880 | DFT-s-OFDM QPSK | Front | 10mm | \ | ENDC | 20.05 | 21.00 | 0.310 | 0.39 | 0.170 | 0.21 | -0.15 |
| Body | N2 | 376000 | 1880 | DFT-s-OFDM QPSK | Rear | 10mm | \ | ENDC | 20.05 | 21.00 | 0.389 | 0.48 | 0.209 | 0.26 | -0.13 |
| Body | N2 | 376000 | 1880 | DFT-s-OFDM QPSK | Left | 10mm | \ | ENDC | 20.05 | 21.00 | 0.128 | 0.16 | 0.071 | 0.09 | 0.18 |
| Body | N2 | 381500 | 1907.5 | DFT-s-OFDM QPSK | Top | 10mm | FIG A.40 | ENDC | 19.99 | 21.00 | 0.598 | 0.75 | 0.302 | 0.38 | 0.08 |
| Body | N2 | 376000 | 1880 | DFT-s-OFDM QPSK | Top | 10mm | \ | ENDC | 20.05 | 21.00 | 0.449 | 0.56 | 0.235 | 0.29 | -0.11 |
| Body | N2 | 370500 | 1852.5 | DFT-s-OFDM QPSK | Top | 10mm | \ | ENDC | 20.00 | 21.00 | 0.472 | 0.59 | 0.234 | 0.29 | -0.09 |
| Body | N2 | 376000 | 1880 | DFT-s-OFDM QPSK | Front | 21mm | \ | ENDC | 24.31 | 25.00 | 0.314 | 0.37 | 0.195 | 0.23 | -0.14 |
| Body | N2 | 376000 | 1880 | DFT-s-OFDM QPSK | Rear | 23mm | \ | ENDC | 24.31 | 25.00 | 0.328 | 0.38 | 0.202 | 0.24 | 0.02 |
| Body | N2 | 376000 | 1880 | DFT-s-OFDM QPSK | Left | 19mm | \ | ENDC | 24.31 | 25.00 | 0.169 | 0.20 | 0.102 | 0.12 | 0.03 |
| Body | N2 | 376000 | 1880 | DFT-s-OFDM QPSK | Top | 24mm | \ | ENDC | 24.31 | 25.00 | 0.417 | 0.49 | 0.246 | 0.29 | 0.11 |
| Body | N2 | 376000 | 1880 | DFT-s-OFDM QPSK | Right | 10mm | \ | ENDC | 24.31 | 25.00 | 0.145 | 0.17 | 0.092 | 0.11 | 0.16 |
| Body | N2 | 376000 | 1880 | CP-OFDM QPSK | Top | 10mm | \ | ENDC | 20.04 | 21.00 | 0.418 | 0.52 | 0.251 | 0.31 | 0.13 |
| Head | N5 | 167300 | 836.5 | DFT-s-OFDM QPSK | Cheek Left | 0mm | \ | SA/ENDC | 23.92 | 25.00 | 0.091 | 0.12 | 0.070 | 0.09 | 0.13 |
| Head | N5 | 167300 | 836.5 | DFT-s-OFDM QPSK | Tilt Left | 0mm | \ | SA/ENDC | 23.92 | 25.00 | 0.052 | 0.07 | 0.041 | 0.05 | -0.08 |
| Head | N5 | 169300 | 846.5 | DFT-s-OFDM QPSK | Cheek Right | 0mm | \ | SA/ENDC | 23.91 | 25.00 | 0.135 | 0.17 | 0.105 | 0.13 | -0.08 |
| Head | N5 | 167300 | 836.5 | DFT-s-OFDM QPSK | Cheek Right | 0mm | FIG A.41 | SA/ENDC | 23.92 | 25.00 | 0.195 | 0.25 | 0.153 | 0.20 | 0.18 |
| Head | N5 | 165300 | 826.5 | DFT-s-OFDM QPSK | Cheek Right | 0mm | \ | SA/ENDC | 23.76 | 25.00 | 0.123 | 0.16 | 0.098 | 0.13 | -0.08 |
| Head | N5 | 167300 | 836.5 | DFT-s-OFDM QPSK | Tilt Right | 0mm | \ | SA/ENDC | 23.92 | 25.00 | 0.127 | 0.16 | 0.101 | 0.13 | 0.01 |
| Head | N5 | 167300 | 836.5 | CP-OFDM QPSK | Cheek Right | 0mm | \ | SA/ENDC | 22.23 | 23.50 | 0.138 | 0.18 | 0.106 | 0.14 | 0.14 |
| Body | N5 | 167300 | 836.5 | DFT-s-OFDM QPSK | Front | 10mm | \ | SA | 23.92 | 25.00 | 0.240 | 0.31 | 0.142 | 0.18 | -0.16 |
| Body | N5 | 169300 | 846.5 | DFT-s-OFDM QPSK | Rear | 10mm | FIG A.42 | SA | 23.91 | 25.00 | 0.517 | 0.66 | 0.300 | 0.39 | -0.12 |
| Body | N5 | 167300 | 836.5 | DFT-s-OFDM QPSK | Rear | 10mm | \ | SA | 23.92 | 25.00 | 0.478 | 0.61 | 0.288 | 0.37 | 0.09 |
| Body | N5 | 165300 | 826.5 | DFT-s-OFDM QPSK | Rear | 10mm | \ | SA | 23.76 | 25.00 | 0.481 | 0.64 | 0.279 | 0.37 | 0.19 |
| Body | N5 | 167300 | 836.5 | DFT-s-OFDM QPSK | Bottom | 10mm | \ | SA | 23.92 | 25.00 | 0.349 | 0.45 | 0.210 | 0.27 | 0.16 |
| Body | N5 | 167300 | 836.5 | DFT-s-OFDM QPSK | Left | 10mm | \ | SA | 23.92 | 25.00 | 0.046 | 0.06 | 0.034 | 0.04 | 0.17 |
| Body | N5 | 167300 | 836.5 | DFT-s-OFDM QPSK | Right | 10mm | \ | SA | 23.92 | 25.00 | 0.085 | 0.11 | 0.065 | 0.08 | 0.19 |
| Body | N5 | 167300 | 836.5 | DFT-s-OFDM QPSK | Front | 10mm | \ | ENDC | 23.78 | 24.50 | 0.218 | 0.26 | 0.129 | 0.15 | -0.17 |
| Body | N5 | 169300 | 846.5 | DFT-s-OFDM QPSK | Rear | 10mm | \ | ENDC | 23.77 | 24.50 | 0.469 | 0.55 | 0.272 | 0.32 | -0.16 |
| Body | N5 | 167300 | 836.5 | DFT-s-OFDM QPSK | Rear | 10mm | \ | ENDC | 23.78 | 24.50 | 0.434 | 0.51 | 0.261 | 0.31 | 0.02 |
| Body | N5 | 165300 | 826.5 | DFT-s-OFDM QPSK | Rear | 10mm | \ | ENDC | 23.62 | 24.50 | 0.436 | 0.53 | 0.253 | 0.31 | 0.12 |
| Body | N5 | 167300 | 836.5 | DFT-s-OFDM QPSK | Bottom | 10mm | \ | ENDC | 23.78 | 24.50 | 0.316 | 0.37 | 0.190 | 0.22 | -0.17 |
| Body | N5 | 167300 | 836.5 | DFT-s-OFDM QPSK | Front | 16mm | \ | SA/ENDC | 23.92 | 25.00 | 0.066 | 0.08 | 0.045 | 0.06 | -0.13 |
| Body | N5 | 167300 | 836.5 | DFT-s-OFDM QPSK | Rear | 20mm | \ | SA/ENDC | 23.92 | 25.00 | 0.128 | 0.16 | 0.101 | 0.13 | 0.17 |
| Body | N5 | 167300 | 836.5 | DFT-s-OFDM QPSK | Bottom | 19mm | \ | SA/ENDC | 23.92 | 25.00 | 0.078 | 0.10 | 0.059 | 0.08 | 0.03 |
| Body | N5 | 167300 | 836.5 | DFT-s-OFDM QPSK | Left | 10mm | \ | SA/ENDC | 23.92 | 25.00 | 0.046 | 0.06 | 0.034 | 0.04 | 0.17 |
| Body | N5 | 167300 | 836.5 | DFT-s-OFDM QPSK | Right | 10mm | \ | SA/ENDC | 23.92 | 25.00 | 0.085 | 0.11 | 0.065 | 0.08 | 0.19 |
| Body | N5 | 167300 | 836.5 | CP-OFDM QPSK | Rear | 10mm | \ | SA | 22.37 | 23.50 | 0.429 | 0.56 | 0.238 | 0.31 | 0.14 |



| RF Exposure Conditions | Frequency Band | Channel Number | Frequency (MHz) | Mode | Test setup | Distance | Figure No. | Note | EUT Measured Power (dBm) | Tune up (dBm) | Measured SAR 1g (W/kg) | Calculated SAR 1g (W/kg) | Measured SAR 10g (W/kg) | Calculated SAR 10g (W/kg) | Power Drift |
|------------------------|----------------|----------------|-----------------|-----------------|-------------|----------|------------|---------|--------------------------|---------------|------------------------|--------------------------|-------------------------|---------------------------|-------------|
| Head | N25 | 382500 | 1912.5 | DFT-s-OFDM QPSK | Cheek Left | 0mm | \ | SA/ENDC | 23.85 | 25.00 | 0.262 | 0.34 | 0.169 | 0.22 | -0.04 |
| Head | N25 | 376500 | 1882.5 | DFT-s-OFDM QPSK | Cheek Left | 0mm | \ | SA/ENDC | 23.88 | 25.00 | 0.350 | 0.45 | 0.226 | 0.29 | 0.11 |
| Head | N25 | 370500 | 1852.5 | DFT-s-OFDM QPSK | Cheek Left | 0mm | FIG A.43 | SA/ENDC | 23.76 | 25.00 | 0.355 | 0.47 | 0.230 | 0.31 | -0.11 |
| Head | N25 | 376500 | 1882.5 | DFT-s-OFDM QPSK | Tilt Left | 0mm | \ | SA/ENDC | 23.88 | 25.00 | 0.155 | 0.20 | 0.105 | 0.14 | -0.19 |
| Head | N25 | 376500 | 1882.5 | DFT-s-OFDM QPSK | Cheek Right | 0mm | \ | SA/ENDC | 23.88 | 25.00 | 0.221 | 0.29 | 0.141 | 0.18 | -0.01 |
| Head | N25 | 376500 | 1882.5 | DFT-s-OFDM QPSK | Tilt Right | 0mm | \ | SA/ENDC | 23.88 | 25.00 | 0.165 | 0.21 | 0.104 | 0.13 | 0.17 |
| Head | N25 | 376500 | 1882.5 | CP-OFDM QPSK | Cheek Left | 0mm | \ | SA/ENDC | 22.23 | 23.50 | 0.311 | 0.42 | 0.201 | 0.27 | 0.16 |
| Body | N25 | 376500 | 1882.5 | DFT-s-OFDM QPSK | Front | 10mm | \ | SA | 22.25 | 23.00 | 0.417 | 0.50 | 0.255 | 0.30 | -0.04 |
| Body | N25 | 382500 | 1912.5 | DFT-s-OFDM QPSK | Rear | 10mm | \ | SA | 22.16 | 23.00 | 0.627 | 0.76 | 0.377 | 0.46 | 0.03 |
| Body | N25 | 376500 | 1882.5 | DFT-s-OFDM QPSK | Rear | 10mm | FIG A.44 | SA | 22.25 | 23.00 | 0.644 | 0.77 | 0.384 | 0.46 | -0.16 |
| Body | N25 | 370500 | 1852.5 | DFT-s-OFDM QPSK | Rear | 10mm | \ | SA | 22.18 | 23.00 | 0.637 | 0.77 | 0.381 | 0.46 | 0.17 |
| Body | N25 | 376500 | 1882.5 | DFT-s-OFDM QPSK | Left | 10mm | \ | SA | 22.25 | 23.00 | 0.378 | 0.45 | 0.209 | 0.25 | 0.03 |
| Body | N25 | 376500 | 1882.5 | DFT-s-OFDM QPSK | Bottom | 10mm | \ | SA | 22.25 | 23.00 | 0.337 | 0.40 | 0.206 | 0.24 | -0.05 |
| Body | N25 | 376500 | 1882.5 | DFT-s-OFDM QPSK | Front | 10mm | \ | ENDC | 21.16 | 22.00 | 0.334 | 0.41 | 0.208 | 0.25 | 0.08 |
| Body | N25 | 382500 | 1912.5 | DFT-s-OFDM QPSK | Rear | 10mm | \ | ENDC | 21.10 | 22.00 | 0.502 | 0.62 | 0.307 | 0.38 | -0.03 |
| Body | N25 | 376500 | 1882.5 | DFT-s-OFDM QPSK | Rear | 10mm | \ | ENDC | 21.16 | 22.00 | 0.506 | 0.61 | 0.303 | 0.37 | 0.04 |
| Body | N25 | 370500 | 1852.5 | DFT-s-OFDM QPSK | Rear | 10mm | \ | ENDC | 21.12 | 22.00 | 0.513 | 0.63 | 0.305 | 0.37 | 0.11 |
| Body | N25 | 376500 | 1882.5 | DFT-s-OFDM QPSK | Left | 10mm | \ | ENDC | 21.16 | 22.00 | 0.301 | 0.37 | 0.166 | 0.20 | 0.11 |
| Body | N25 | 376500 | 1882.5 | DFT-s-OFDM QPSK | Bottom | 10mm | \ | ENDC | 21.16 | 22.00 | 0.270 | 0.33 | 0.168 | 0.20 | -0.01 |
| Body | N25 | 376500 | 1882.5 | DFT-s-OFDM QPSK | Front | 16mm | \ | SA/ENDC | 23.88 | 25.00 | 0.404 | 0.52 | 0.247 | 0.32 | 0.17 |
| Body | N25 | 376500 | 1882.5 | DFT-s-OFDM QPSK | Rear | 22mm | \ | SA/ENDC | 23.88 | 25.00 | 0.396 | 0.46 | 0.217 | 0.28 | 0.09 |
| Body | N25 | 376500 | 1882.5 | DFT-s-OFDM QPSK | Bottom | 19mm | \ | SA/ENDC | 23.88 | 25.00 | 0.329 | 0.43 | 0.201 | 0.26 | -0.10 |
| Body | N25 | 376500 | 1882.5 | DFT-s-OFDM QPSK | Left | 13mm | \ | SA/ENDC | 23.88 | 25.00 | 0.452 | 0.58 | 0.260 | 0.34 | 0.05 |
| Body | N25 | 376500 | 1882.5 | DFT-s-OFDM QPSK | Right | 10mm | \ | SA/ENDC | 23.88 | 25.00 | 0.048 | 0.06 | 0.028 | 0.04 | -0.18 |
| Body | N25 | 376500 | 1882.5 | CP-OFDM QPSK | Rear | 10mm | FIG A.45 | SA | 22.23 | 23.00 | 0.613 | 0.73 | 0.366 | 0.44 | 0.12 |
| Head | N25 | 376500 | 1882.5 | DFT-s-OFDM QPSK | Cheek Left | 0mm | \ | ENDC | 14.55 | 15.50 | 0.241 | 0.30 | 0.124 | 0.15 | -0.11 |
| Head | N25 | 376500 | 1882.5 | DFT-s-OFDM QPSK | Tilt Left | 0mm | \ | ENDC | 14.55 | 15.50 | 0.320 | 0.40 | 0.151 | 0.19 | 0.07 |
| Head | N25 | 376500 | 1882.5 | DFT-s-OFDM QPSK | Cheek Right | 0mm | \ | ENDC | 14.55 | 15.50 | 0.396 | 0.49 | 0.182 | 0.23 | 0.14 |
| Head | N25 | 382500 | 1912.5 | DFT-s-OFDM QPSK | Tilt Right | 0mm | FIG A.46 | ENDC | 14.44 | 15.50 | 0.535 | 0.68 | 0.236 | 0.30 | 0.19 |
| Head | N25 | 376500 | 1882.5 | DFT-s-OFDM QPSK | Tilt Right | 0mm | \ | ENDC | 14.55 | 15.50 | 0.467 | 0.58 | 0.205 | 0.26 | 0.18 |
| Head | N25 | 370500 | 1852.5 | DFT-s-OFDM QPSK | Tilt Right | 0mm | \ | ENDC | 14.48 | 15.50 | 0.407 | 0.51 | 0.180 | 0.23 | 0.19 |
| Head | N25 | 376500 | 1882.5 | CP-OFDM 64QAM | Tilt Right | 0mm | \ | ENDC | 14.48 | 15.50 | 0.441 | 0.56 | 0.189 | 0.24 | -0.03 |
| Body | N25 | 376500 | 1882.5 | DFT-s-OFDM QPSK | Front | 10mm | \ | ENDC | 20.20 | 21.00 | 0.325 | 0.39 | 0.179 | 0.22 | -0.01 |
| Body | N25 | 376500 | 1882.5 | DFT-s-OFDM QPSK | Rear | 10mm | \ | ENDC | 20.20 | 21.00 | 0.482 | 0.58 | 0.261 | 0.31 | 0.03 |
| Body | N25 | 376500 | 1882.5 | DFT-s-OFDM QPSK | Left | 10mm | \ | ENDC | 20.20 | 21.00 | 0.131 | 0.16 | 0.072 | 0.09 | -0.07 |
| Body | N25 | 382500 | 1912.5 | DFT-s-OFDM QPSK | Top | 10mm | FIG A.47 | ENDC | 20.19 | 21.00 | 0.607 | 0.73 | 0.305 | 0.37 | 0.17 |
| Body | N25 | 376500 | 1882.5 | DFT-s-OFDM QPSK | Top | 10mm | \ | ENDC | 20.20 | 21.00 | 0.484 | 0.58 | 0.237 | 0.28 | 0.18 |
| Body | N25 | 370500 | 1852.5 | DFT-s-OFDM QPSK | Top | 10mm | \ | ENDC | 20.12 | 21.00 | 0.508 | 0.62 | 0.254 | 0.31 | 0.01 |
| Body | N25 | 376500 | 1882.5 | DFT-s-OFDM QPSK | Front | 21mm | \ | ENDC | 24.38 | 25.00 | 0.300 | 0.35 | 0.184 | 0.21 | 0.13 |
| Body | N25 | 376500 | 1882.5 | DFT-s-OFDM QPSK | Rear | 23mm | \ | ENDC | 24.38 | 25.00 | 0.322 | 0.37 | 0.192 | 0.22 | -0.07 |
| Body | N25 | 376500 | 1882.5 | DFT-s-OFDM QPSK | Top | 24mm | \ | ENDC | 24.38 | 25.00 | 0.384 | 0.44 | 0.225 | 0.26 | -0.11 |
| Body | N25 | 376500 | 1882.5 | DFT-s-OFDM QPSK | Left | 19mm | \ | ENDC | 24.38 | 25.00 | 0.187 | 0.22 | 0.113 | 0.13 | 0.07 |
| Body | N25 | 376500 | 1882.5 | DFT-s-OFDM QPSK | Right | 10mm | \ | ENDC | 24.38 | 25.00 | 0.130 | 0.15 | 0.081 | 0.09 | 0.06 |
| Body | N25 | 376500 | 1882.5 | CP-OFDM QPSK | Top | 10mm | \ | ENDC | 20.17 | 21.00 | 0.462 | 0.56 | 0.225 | 0.27 | -0.09 |
| Head | N26 | 163300 | 816.5 | DFT-s-OFDM QPSK | Cheek Left | 0mm | \ | SA | 24.16 | 25.00 | 0.164 | 0.20 | 0.127 | 0.15 | 0.12 |
| Head | N26 | 163300 | 816.5 | DFT-s-OFDM QPSK | Tilt Left | 0mm | \ | SA | 24.16 | 25.00 | 0.129 | 0.16 | 0.103 | 0.12 | 0.12 |
| Head | N26 | 169300 | 846.5 | DFT-s-OFDM QPSK | Cheek Right | 0mm | FIG A.48 | SA | 23.99 | 25.00 | 0.235 | 0.30 | 0.182 | 0.23 | 0.03 |
| Head | N26 | 166300 | 831.5 | DFT-s-OFDM QPSK | Cheek Right | 0mm | \ | SA | 24.06 | 25.00 | 0.224 | 0.28 | 0.175 | 0.22 | 0.19 |
| Head | N26 | 163300 | 816.5 | DFT-s-OFDM QPSK | Cheek Right | 0mm | \ | SA | 24.16 | 25.00 | 0.200 | 0.24 | 0.153 | 0.19 | 0.07 |
| Head | N26 | 163300 | 816.5 | DFT-s-OFDM QPSK | Tilt Right | 0mm | \ | SA | 24.16 | 25.00 | 0.126 | 0.15 | 0.101 | 0.12 | 0.10 |
| Head | N26 | 166300 | 831.5 | CP-OFDM QPSK | Cheek Right | 0mm | \ | SA | 22.69 | 23.50 | 0.193 | 0.23 | 0.151 | 0.18 | 0.03 |
| Body | N26 | 163300 | 816.5 | DFT-s-OFDM QPSK | Front | 10mm | \ | SA | 24.16 | 25.00 | 0.170 | 0.21 | 0.107 | 0.13 | 0.05 |
| Body | N26 | 169300 | 846.5 | DFT-s-OFDM QPSK | Rear | 10mm | FIG A.49 | SA | 23.99 | 25.00 | 0.389 | 0.49 | 0.233 | 0.29 | -0.13 |
| Body | N26 | 166300 | 831.5 | DFT-s-OFDM QPSK | Rear | 10mm | \ | SA | 24.06 | 25.00 | 0.355 | 0.44 | 0.217 | 0.27 | 0.06 |
| Body | N26 | 163300 | 816.5 | DFT-s-OFDM QPSK | Rear | 10mm | \ | SA | 24.16 | 25.00 | 0.300 | 0.36 | 0.183 | 0.22 | 0.04 |
| Body | N26 | 163300 | 816.5 | DFT-s-OFDM QPSK | Left | 10mm | \ | SA | 24.16 | 25.00 | 0.055 | 0.07 | 0.038 | 0.05 | -0.03 |
| Body | N26 | 163300 | 816.5 | DFT-s-OFDM QPSK | Right | 10mm | \ | SA | 24.16 | 25.00 | 0.066 | 0.08 | 0.039 | 0.05 | 0.13 |
| Body | N26 | 163300 | 816.5 | DFT-s-OFDM QPSK | Bottom | 10mm | \ | SA | 24.16 | 25.00 | 0.334 | 0.41 | 0.201 | 0.24 | 0.04 |
| Body | N26 | 166300 | 831.5 | CP-OFDM QPSK | Rear | 10mm | \ | SA | 22.69 | 23.50 | 0.312 | 0.38 | 0.191 | 0.23 | 0.07 |

| RF Exposure Conditions | Frequency Band | Channel Number | Frequency (MHz) | Mode | Test setup | Distance | Figure No. | Note | EUT Measured Power (dBm) | Tune up (dBm) | Measured SAR 1g (W/kg) | Calculated SAR 1g (W/kg) | Measured SAR 10g (W/kg) | Calculated SAR 10g (W/kg) | Power Dnft |
|------------------------|----------------|----------------|-----------------|-----------------|-------------|----------|------------|---------|--------------------------|---------------|------------------------|--------------------------|-------------------------|---------------------------|------------|
| Head | N30 | 462000 | 2310 | DFT-s-OFDM QPSK | Cheek Left | 0mm | \ | SA | 21.30 | 22.00 | 0.233 | 0.27 | 0.123 | 0.14 | 0.15 |
| Head | N30 | 462000 | 2310 | DFT-s-OFDM QPSK | Tilt Left | 0mm | \ | SA | 21.30 | 22.00 | 0.283 | 0.33 | 0.133 | 0.16 | -0.07 |
| Head | N30 | 462000 | 2310 | DFT-s-OFDM QPSK | Cheek Right | 0mm | \ | SA | 21.30 | 22.00 | 0.586 | 0.69 | 0.305 | 0.36 | -0.13 |
| Head | N30 | 462500 | 2312.5 | DFT-s-OFDM QPSK | Tilt Right | 0mm | \ | SA | 21.29 | 22.00 | 0.596 | 0.70 | 0.298 | 0.35 | -0.15 |
| Head | N30 | 462000 | 2310 | DFT-s-OFDM QPSK | Tilt Right | 0mm | FIG A.50 | SA | 21.30 | 22.00 | 0.707 | 0.83 | 0.321 | 0.38 | 0.07 |
| Head | N30 | 461500 | 2307.5 | DFT-s-OFDM QPSK | Tilt Right | 0mm | \ | SA | 21.27 | 22.00 | 0.647 | 0.77 | 0.319 | 0.38 | -0.06 |
| Head | N30 | 462000 | 2310 | DFT-s-OFDM QPSK | Cheek Left | 0mm | \ | ENDC | 18.08 | 19.00 | 0.112 | 0.14 | 0.055 | 0.07 | 0.08 |
| Head | N30 | 462000 | 2310 | DFT-s-OFDM QPSK | Tilt Left | 0mm | \ | ENDC | 18.08 | 19.00 | 0.147 | 0.18 | 0.063 | 0.08 | 0.1 |
| Head | N30 | 462000 | 2310 | DFT-s-OFDM QPSK | Cheek Right | 0mm | \ | ENDC | 18.08 | 19.00 | 0.295 | 0.36 | 0.145 | 0.18 | -0.06 |
| Head | N30 | 462500 | 2312.5 | DFT-s-OFDM QPSK | Tilt Right | 0mm | \ | ENDC | 18.07 | 19.00 | 0.336 | 0.42 | 0.151 | 0.19 | 0.13 |
| Head | N30 | 462000 | 2310 | DFT-s-OFDM QPSK | Tilt Right | 0mm | \ | ENDC | 18.08 | 19.00 | 0.346 | 0.43 | 0.156 | 0.19 | 0.14 |
| Head | N30 | 461500 | 2307.5 | DFT-s-OFDM QPSK | Tilt Right | 0mm | \ | ENDC | 18.05 | 19.00 | 0.383 | 0.48 | 0.170 | 0.21 | 0.07 |
| Head | N30 | 462000 | 2310 | CP-OFDM 16QAM | Tilt Right | 0mm | \ | SA | 21.24 | 22.00 | 0.673 | 0.80 | 0.311 | 0.37 | 0.14 |
| Body | N30 | 462000 | 2310 | DFT-s-OFDM QPSK | Front | 10mm | \ | SA | 24.27 | 25.00 | 0.326 | 0.39 | 0.180 | 0.21 | 0.09 |
| Body | N30 | 462500 | 2312.5 | DFT-s-OFDM QPSK | Rear | 10mm | \ | SA | 24.23 | 25.00 | 0.545 | 0.65 | 0.269 | 0.32 | -0.16 |
| Body | N30 | 462000 | 2310 | DFT-s-OFDM QPSK | Rear | 10mm | \ | SA | 24.27 | 25.00 | 0.534 | 0.63 | 0.276 | 0.33 | -0.11 |
| Body | N30 | 461500 | 2307.5 | DFT-s-OFDM QPSK | Rear | 10mm | FIG A.51 | SA | 24.20 | 25.00 | 0.599 | 0.72 | 0.293 | 0.35 | -0.16 |
| Body | N30 | 462000 | 2310 | DFT-s-OFDM QPSK | Left | 10mm | \ | SA | 24.27 | 25.00 | 0.416 | 0.49 | 0.218 | 0.26 | -0.17 |
| Body | N30 | 462000 | 2310 | DFT-s-OFDM QPSK | Top | 10mm | \ | SA | 24.27 | 25.00 | 0.388 | 0.46 | 0.172 | 0.20 | -0.17 |
| Body | N30 | 462000 | 2310 | DFT-s-OFDM QPSK | Front | 10mm | \ | ENDC | 21.30 | 22.00 | 0.141 | 0.17 | 0.077 | 0.09 | 0.07 |
| Body | N30 | 462500 | 2312.5 | DFT-s-OFDM QPSK | Rear | 10mm | \ | ENDC | 21.29 | 22.00 | 0.236 | 0.28 | 0.117 | 0.14 | 0.04 |
| Body | N30 | 462000 | 2310 | DFT-s-OFDM QPSK | Rear | 10mm | \ | ENDC | 21.30 | 22.00 | 0.247 | 0.29 | 0.123 | 0.14 | -0.11 |
| Body | N30 | 461500 | 2307.5 | DFT-s-OFDM QPSK | Rear | 10mm | \ | ENDC | 21.27 | 22.00 | 0.264 | 0.31 | 0.130 | 0.15 | -0.14 |
| Body | N30 | 462000 | 2310 | DFT-s-OFDM QPSK | Left | 10mm | \ | ENDC | 21.30 | 22.00 | 0.193 | 0.23 | 0.103 | 0.12 | 0.13 |
| Body | N30 | 462000 | 2310 | DFT-s-OFDM QPSK | Top | 10mm | \ | ENDC | 21.30 | 22.00 | 0.232 | 0.27 | 0.105 | 0.12 | -0.08 |
| Body | N30 | 462000 | 2310 | DFT-s-OFDM QPSK | Front | 21mm | \ | SA/ENDC | 24.27 | 25.00 | 0.104 | 0.12 | 0.061 | 0.07 | 0.06 |
| Body | N30 | 462000 | 2310 | DFT-s-OFDM QPSK | Rear | 23mm | \ | SA/ENDC | 24.27 | 25.00 | 0.115 | 0.14 | 0.067 | 0.08 | 0.14 |
| Body | N30 | 462000 | 2310 | DFT-s-OFDM QPSK | Left | 19mm | \ | SA/ENDC | 24.27 | 25.00 | 0.168 | 0.20 | 0.094 | 0.11 | -0.03 |
| Body | N30 | 462000 | 2310 | DFT-s-OFDM QPSK | Top | 24mm | \ | SA/ENDC | 24.27 | 25.00 | 0.118 | 0.14 | 0.065 | 0.08 | 0.18 |
| Body | N30 | 462000 | 2310 | CP-OFDM QPSK | Rear | 10mm | \ | SA | 22.52 | 23.50 | 0.511 | 0.64 | 0.257 | 0.32 | 0.13 |
| Head | N30 | 462000 | 2310 | DFT-s-OFDM QPSK | Cheek Left | 0mm | \ | SA | 24.96 | 25.00 | <0.01 | <0.01 | <0.01 | <0.01 | \ |
| Head | N30 | 462000 | 2310 | DFT-s-OFDM QPSK | Tilt Left | 0mm | \ | SA | 24.96 | 25.00 | <0.01 | <0.01 | <0.01 | <0.01 | \ |
| Head | N30 | 461500 | 2307.5 | DFT-s-OFDM QPSK | Cheek Right | 0mm | \ | SA | 24.88 | 25.00 | <0.01 | <0.01 | <0.01 | <0.01 | \ |
| Head | N30 | 462000 | 2310 | DFT-s-OFDM QPSK | Cheek Right | 0mm | \ | SA | 24.96 | 25.00 | <0.01 | <0.01 | <0.01 | <0.01 | \ |
| Head | N30 | 462500 | 2312.5 | DFT-s-OFDM QPSK | Cheek Right | 0mm | \ | SA | 24.94 | 25.00 | <0.01 | <0.01 | <0.01 | <0.01 | \ |
| Head | N30 | 462000 | 2310 | DFT-s-OFDM QPSK | Tilt Right | 0mm | \ | SA | 24.96 | 25.00 | <0.01 | <0.01 | <0.01 | <0.01 | \ |
| Body | N30 | 462000 | 2310 | DFT-s-OFDM QPSK | Front | 10mm | \ | SA | 20.30 | 21.00 | 0.413 | 0.49 | 0.192 | 0.23 | -0.17 |
| Body | N30 | 462000 | 2310 | DFT-s-OFDM QPSK | Rear | 10mm | \ | SA | 20.30 | 21.00 | 0.659 | 0.77 | 0.298 | 0.35 | 0.11 |
| Body | N30 | 462500 | 2312.5 | DFT-s-OFDM QPSK | Bottom | 10mm | FIG A.52 | SA | 20.29 | 21.00 | 0.724 | 0.85 | 0.330 | 0.39 | 0.08 |
| Body | N30 | 462000 | 2310 | DFT-s-OFDM QPSK | Bottom | 10mm | \ | SA | 20.30 | 21.00 | 0.691 | 0.81 | 0.316 | 0.37 | -0.06 |
| Body | N30 | 461500 | 2307.5 | DFT-s-OFDM QPSK | Bottom | 10mm | \ | SA | 20.27 | 21.00 | 0.711 | 0.84 | 0.320 | 0.38 | -0.02 |
| Body | N30 | 462000 | 2310 | DFT-s-OFDM QPSK | Front | 16mm | \ | SA | 24.96 | 25.00 | 0.503 | 0.51 | 0.265 | 0.27 | 0.03 |
| Body | N30 | 462000 | 2310 | DFT-s-OFDM QPSK | Rear | 20mm | \ | SA | 24.96 | 25.00 | 0.522 | 0.53 | 0.280 | 0.28 | 0.14 |
| Body | N30 | 462000 | 2310 | DFT-s-OFDM QPSK | Left | 10mm | \ | SA | 24.96 | 25.00 | 0.050 | 0.05 | 0.028 | 0.03 | -0.09 |
| Body | N30 | 462000 | 2310 | DFT-s-OFDM QPSK | Right | 10mm | \ | SA | 24.96 | 25.00 | 0.368 | 0.37 | 0.203 | 0.20 | 0.06 |
| Body | N30 | 462000 | 2310 | DFT-s-OFDM QPSK | Bottom | 19mm | \ | SA | 24.96 | 25.00 | 0.592 | 0.60 | 0.314 | 0.32 | 0.13 |
| Body | N30 | 462000 | 2310 | CP-OFDM QPSK | Bottom | 10mm | \ | SA | 20.28 | 21.00 | 0.658 | 0.78 | 0.284 | 0.34 | 0.14 |
| Head | N41 | 518598 | 2592.99 | DFT-s-OFDM QPSK | Cheek Left | 0mm | \ | SA | 15.63 | 16.50 | 0.149 | 0.18 | 0.076 | 0.09 | 0.19 |
| Head | N41 | 518598 | 2592.99 | DFT-s-OFDM QPSK | Tilt Left | 0mm | \ | SA | 15.63 | 16.50 | 0.208 | 0.25 | 0.103 | 0.13 | 0.04 |
| Head | N41 | 535998 | 2679.99 | DFT-s-OFDM QPSK | Cheek Right | 0mm | \ | SA | 15.59 | 16.50 | 0.401 | 0.49 | 0.209 | 0.26 | -0.19 |
| Head | N41 | 527298 | 2636.49 | DFT-s-OFDM QPSK | Cheek Right | 0mm | \ | SA | 15.57 | 16.50 | 0.442 | 0.55 | 0.225 | 0.28 | 0.17 |
| Head | N41 | 518598 | 2592.99 | DFT-s-OFDM QPSK | Cheek Right | 0mm | \ | SA | 15.63 | 16.50 | 0.548 | 0.67 | 0.280 | 0.34 | 0.05 |
| Head | N41 | 509901 | 2549.505 | DFT-s-OFDM QPSK | Cheek Right | 0mm | \ | SA | 15.60 | 16.50 | 0.622 | 0.77 | 0.286 | 0.35 | -0.06 |
| Head | N41 | 501204 | 2506.02 | DFT-s-OFDM QPSK | Cheek Right | 0mm | FIG A.53 | SA | 15.57 | 16.50 | 0.664 | 0.82 | 0.301 | 0.37 | -0.09 |
| Head | N41 | 518598 | 2592.99 | DFT-s-OFDM QPSK | Tilt Right | 0mm | \ | SA | 15.63 | 16.50 | 0.557 | 0.68 | 0.269 | 0.33 | 0.02 |
| Head | N41 | 535998 | 2679.99 | DFT-s-OFDM QPSK | Cheek Left | 0mm | \ | ENDC | 12.66 | 13.50 | 0.074 | 0.09 | 0.037 | 0.04 | 0.07 |
| Head | N41 | 535998 | 2679.99 | DFT-s-OFDM QPSK | Tilt Left | 0mm | \ | ENDC | 12.66 | 13.50 | 0.103 | 0.12 | 0.050 | 0.06 | 0.12 |
| Head | N41 | 535998 | 2679.99 | DFT-s-OFDM QPSK | Cheek Right | 0mm | \ | ENDC | 12.66 | 13.50 | 0.199 | 0.24 | 0.102 | 0.12 | 0.05 |
| Head | N41 | 527298 | 2636.49 | DFT-s-OFDM QPSK | Cheek Right | 0mm | \ | ENDC | 12.58 | 13.50 | 0.219 | 0.27 | 0.110 | 0.14 | 0.06 |
| Head | N41 | 518598 | 2592.99 | DFT-s-OFDM QPSK | Cheek Right | 0mm | \ | ENDC | 12.38 | 13.50 | 0.271 | 0.35 | 0.137 | 0.18 | 0.1 |
| Head | N41 | 509901 | 2549.505 | DFT-s-OFDM QPSK | Cheek Right | 0mm | \ | ENDC | 12.42 | 13.50 | 0.308 | 0.39 | 0.140 | 0.18 | 0.04 |
| Head | N41 | 501204 | 2506.02 | DFT-s-OFDM QPSK | Cheek Right | 0mm | \ | ENDC | 12.55 | 13.50 | 0.329 | 0.41 | 0.147 | 0.18 | 0.15 |
| Head | N41 | 535998 | 2679.99 | DFT-s-OFDM QPSK | Tilt Right | 0mm | \ | ENDC | 12.66 | 13.50 | 0.276 | 0.33 | 0.131 | 0.16 | 0.12 |
| Head | N41 | 518598 | 2592.99 | CP-OFDM QPSK | Cheek Right | 0mm | \ | SA | 15.60 | 16.50 | 0.528 | 0.65 | 0.261 | 0.32 | -0.06 |
| Body | N41 | 518598 | 2592.99 | DFT-s-OFDM QPSK | Front | 10mm | \ | SA | 17.20 | 18.00 | 0.403 | 0.48 | 0.206 | 0.25 | -0.08 |
| Body | N41 | 518598 | 2592.99 | DFT-s-OFDM QPSK | Rear | 10mm | \ | SA | 17.20 | 18.00 | 0.614 | 0.74 | 0.254 | 0.31 | -0.14 |
| Body | N41 | 518598 | 2592.99 | DFT-s-OFDM QPSK | Left | 10mm | \ | SA | 17.20 | 18.00 | 0.358 | 0.43 | 0.182 | 0.22 | 0.06 |
| Body | N41 | 535998 | 2679.99 | DFT-s-OFDM QPSK | Top | 10mm | \ | SA | 17.18 | 18.00 | 0.329 | 0.40 | 0.140 | 0.17 | -0.11 |
| Body | N41 | 527298 | 2636.49 | DFT-s-OFDM QPSK | Top | 10mm | \ | SA | 17.16 | 18.00 | 0.468 | 0.57 | 0.198 | 0.24 | -0.08 |
| Body | N41 | 518598 | 2592.99 | DFT-s-OFDM QPSK | Top | 10mm | \ | SA | 17.20 | 18.00 | 0.622 | 0.75 | 0.268 | 0.32 | -0.16 |
| Body | N41 | 509901 | 2549.505 | DFT-s-OFDM QPSK | Top | 10mm | \ | SA | 17.19 | 18.00 | 0.676 | 0.81 | 0.284 | 0.34 | 0.09 |
| Body | N41 | 501204 | 2506.02 | DFT-s-OFDM QPSK | Top | 10mm | FIG A.54 | SA | 17.16 | 18.00 | 0.756 | 0.92 | 0.323 | 0.39 | -0.13 |
| Body | N41 | 518598 | 2592.99 | DFT-s-OFDM QPSK | Front | 10mm | \ | ENDC | 15.63 | 16.50 | 0.195 | 0.24 | 0.099 | 0.12 | 0.01 |
| Body | N41 | 518598 | 2592.99 | DFT-s-OFDM QPSK | Rear | 10mm | \ | ENDC | 15.63 | 16.50 | 0.311 | 0.38 | 0.147 | 0.18 | -0.13 |
| Body | N41 | 518598 | 2592.99 | DFT-s-OFDM QPSK | Left | 10mm | \ | ENDC | 15.63 | 16.50 | 0.179 | 0.22 | 0.090 | 0.11 | -0.07 |
| Body | N41 | 535998 | 2679.99 | DFT-s-OFDM QPSK | Top | 10mm | \ | ENDC | 15.59 | 16.50 | 0.165 | 0.20 | 0.071 | 0.09 | -0.08 |
| Body | N41 | 527298 | 2636.49 | DFT-s-OFDM QPSK | Top | 10mm | \ | ENDC | 15.57 | 16.50 | 0.225 | 0.28 | 0.096 | 0.12 | -0.04 |
| Body | N41 | 518598 | 2592.99 | DFT-s-OFDM QPSK | Top | 10mm | \ | ENDC | 15.63 | 16.50 | 0.331 | 0.40 | 0.140 | 0.17 | -0.19 |
| Body | N41 | 509901 | 2549.505 | DFT-s-OFDM QPSK | Top | 10mm | \ | ENDC | 15.60 | 16.50 | 0.409 | 0.50 | 0.176 | 0.22 | 0.14 |
| Body | N41 | 501204 | 2506.02 | DFT-s-OFDM QPSK | Top | 10mm | \ | ENDC | 15.57 | 16.50 | 0.456 | 0.56 | 0.197 | 0.24 | -0.14 |
| Body | N41 | 518598 | 2592.99 | DFT-s-OFDM QPSK | Front | 21mm | \ | SA/ENDC | 25.05 | 26.50 | 0.459 | 0.64 | 0.262 | 0.37 | -0.10 |
| Body | N41 | 518598 | 2592.99 | DFT-s-OFDM QPSK | Rear | 23mm | \ | SA/ENDC | 25.05 | 26.50 | 0.543 | 0.76 | 0.293 | 0.41 | 0.14 |
| Body | N41 | 518598 | 2592.99 | DFT-s-OFDM QPSK | Top | 24mm | \ | SA/ENDC | 25.05 | 26.50 | 0.384 | 0.54 | 0.204 | 0.28 | 0.02 |
| Body | N41 | 518598 | 2592.99 | DFT-s-OFDM QPSK | | | | | | | | | | | |



| ANT | RF Exposure Conditions | Frequency Band | Channel Number | Frequency (MHz) | Mode | Test setup | Distance | Figure No. | Note | EUT Measured Power (dBm) | Tune up (dBm) | Measured SAR 1g (W/kg) | Calculated SAR 1g (W/kg) | Measured SAR 10g (W/kg) | Calculated SAR 10g (W/kg) | Power Drift |
|-----|------------------------|----------------|----------------|-----------------|-----------------|-------------|----------|------------|---------|--------------------------|---------------|------------------------|--------------------------|-------------------------|---------------------------|-------------|
| 1 | Head | N66 | 355500 | 1777.5 | DFT-s-OFDM QPSK | Cheek Left | 0mm | FIG A.57 | SA/ENDC | 23.88 | 25.00 | 0.201 | 0.26 | 0.128 | 0.17 | 0.08 |
| 1 | Head | N66 | 349000 | 1745 | DFT-s-OFDM QPSK | Cheek Left | 0mm | \ | SA/ENDC | 23.96 | 25.00 | 0.170 | 0.22 | 0.111 | 0.14 | 0.16 |
| 1 | Head | N66 | 342500 | 1712.5 | DFT-s-OFDM QPSK | Cheek Left | 0mm | \ | SA/ENDC | 23.94 | 25.00 | 0.159 | 0.20 | 0.102 | 0.13 | 0.17 |
| 1 | Head | N66 | 349000 | 1745 | DFT-s-OFDM QPSK | Tilt Left | 0mm | \ | SA/ENDC | 23.96 | 25.00 | 0.084 | 0.11 | 0.055 | 0.07 | -0.03 |
| 1 | Head | N66 | 349000 | 1745 | DFT-s-OFDM QPSK | Cheek Right | 0mm | \ | SA/ENDC | 23.96 | 25.00 | 0.089 | 0.11 | 0.058 | 0.07 | 0.08 |
| 1 | Head | N66 | 349000 | 1745 | DFT-s-OFDM QPSK | Tilt Right | 0mm | \ | SA/ENDC | 23.96 | 25.00 | 0.074 | 0.09 | 0.046 | 0.06 | -0.17 |
| 1 | Head | N66 | 349000 | 1745 | CP-OFDM QPSK | Cheek Left | 0mm | \ | SA/ENDC | 22.41 | 23.50 | 0.161 | 0.21 | 0.107 | 0.14 | 0.02 |
| 1 | Body | N66 | 349000 | 1745 | DFT-s-OFDM QPSK | Front | 10mm | \ | SA | 23.13 | 24.00 | 0.391 | 0.48 | 0.241 | 0.29 | -0.04 |
| 1 | Body | N66 | 355500 | 1777.5 | DFT-s-OFDM QPSK | Rear | 10mm | FIG A.58 | SA | 23.05 | 24.00 | 0.694 | 0.86 | 0.415 | 0.52 | -0.06 |
| 1 | Body | N66 | 349000 | 1745 | DFT-s-OFDM QPSK | Rear | 10mm | \ | SA | 23.13 | 24.00 | 0.604 | 0.74 | 0.365 | 0.45 | -0.19 |
| 1 | Body | N66 | 342500 | 1712.5 | DFT-s-OFDM QPSK | Rear | 10mm | \ | SA | 23.11 | 24.00 | 0.538 | 0.66 | 0.349 | 0.43 | 0.19 |
| 1 | Body | N66 | 349000 | 1745 | DFT-s-OFDM QPSK | Bottom | 10mm | \ | SA | 23.13 | 24.00 | 0.373 | 0.46 | 0.227 | 0.28 | -0.17 |
| 1 | Body | N66 | 349000 | 1745 | DFT-s-OFDM QPSK | Front | 10mm | \ | ENDC | 22.32 | 23.00 | 0.341 | 0.40 | 0.211 | 0.25 | 0.13 |
| 1 | Body | N66 | 355500 | 1777.5 | DFT-s-OFDM QPSK | Rear | 10mm | \ | ENDC | 22.31 | 23.00 | 0.605 | 0.71 | 0.362 | 0.42 | 0.06 |
| 1 | Body | N66 | 349000 | 1745 | DFT-s-OFDM QPSK | Rear | 10mm | \ | ENDC | 22.32 | 23.00 | 0.527 | 0.62 | 0.318 | 0.37 | 0.05 |
| 1 | Body | N66 | 342500 | 1712.5 | DFT-s-OFDM QPSK | Rear | 10mm | \ | ENDC | 22.21 | 23.00 | 0.469 | 0.56 | 0.305 | 0.37 | -0.18 |
| 1 | Body | N66 | 349000 | 1745 | DFT-s-OFDM QPSK | Bottom | 10mm | \ | ENDC | 22.32 | 23.00 | 0.325 | 0.38 | 0.198 | 0.23 | 0.12 |
| 1 | Body | N66 | 349000 | 1745 | DFT-s-OFDM QPSK | Front | 16mm | \ | SA/ENDC | 23.96 | 25.00 | 0.259 | 0.33 | 0.186 | 0.24 | 0.19 |
| 1 | Body | N66 | 349000 | 1745 | DFT-s-OFDM QPSK | Rear | 22mm | \ | SA/ENDC | 23.96 | 25.00 | 0.205 | 0.26 | 0.148 | 0.19 | 0.00 |
| 1 | Body | N66 | 349000 | 1745 | DFT-s-OFDM QPSK | Bottom | 19mm | \ | SA/ENDC | 23.96 | 25.00 | 0.204 | 0.26 | 0.139 | 0.18 | -0.18 |
| 1 | Body | N66 | 349000 | 1745 | DFT-s-OFDM QPSK | Left | 10mm | \ | SA/ENDC | 23.96 | 25.00 | 0.400 | 0.51 | 0.244 | 0.31 | -0.01 |
| 1 | Body | N66 | 349000 | 1745 | DFT-s-OFDM QPSK | Right | 10mm | \ | SA/ENDC | 23.96 | 25.00 | 0.054 | 0.07 | 0.036 | 0.05 | 0.05 |
| 1 | Body | N66 | 349000 | 1745 | CP-OFDM QPSK | Rear | 10mm | \ | SA | 22.64 | 23.50 | 0.573 | 0.70 | 0.353 | 0.43 | 0.15 |
| 3 | Head | N66 | 349000 | 1745 | DFT-s-OFDM QPSK | Cheek Left | 0mm | \ | ENDC | 17.18 | 18.00 | 0.315 | 0.38 | 0.174 | 0.21 | 0.07 |
| 3 | Head | N66 | 349000 | 1745 | DFT-s-OFDM QPSK | Tilt Left | 0mm | \ | ENDC | 17.18 | 18.00 | 0.402 | 0.49 | 0.205 | 0.25 | 0.15 |
| 3 | Head | N66 | 349000 | 1745 | DFT-s-OFDM QPSK | Cheek Right | 0mm | \ | ENDC | 17.18 | 18.00 | 0.532 | 0.64 | 0.252 | 0.30 | 0.19 |
| 3 | Head | N66 | 355500 | 1777.5 | DFT-s-OFDM QPSK | Tilt Right | 0mm | \ | ENDC | 17.12 | 18.00 | 0.600 | 0.73 | 0.272 | 0.33 | 0.12 |
| 3 | Head | N66 | 349000 | 1745 | DFT-s-OFDM QPSK | Tilt Right | 0mm | \ | ENDC | 17.18 | 18.00 | 0.636 | 0.77 | 0.288 | 0.35 | -0.03 |
| 3 | Head | N66 | 342500 | 1712.5 | DFT-s-OFDM QPSK | Tilt Right | 0mm | FIG A.59 | ENDC | 17.16 | 18.00 | 0.654 | 0.79 | 0.295 | 0.36 | -0.12 |
| 3 | Head | N66 | 349000 | 1745 | CP-OFDM QPSK | Tilt Right | 0mm | \ | ENDC | 17.11 | 18.00 | 0.614 | 0.75 | 0.283 | 0.35 | 0.16 |
| 3 | Body | N66 | 349000 | 1745 | DFT-s-OFDM QPSK | Front | 10mm | \ | ENDC | 22.54 | 23.50 | 0.481 | 0.60 | 0.275 | 0.34 | 0.06 |
| 3 | Body | N66 | 355500 | 1777.5 | DFT-s-OFDM QPSK | Rear | 10mm | \ | ENDC | 22.46 | 23.50 | 0.587 | 0.75 | 0.332 | 0.42 | -0.17 |
| 3 | Body | N66 | 349000 | 1745 | DFT-s-OFDM QPSK | Rear | 10mm | \ | ENDC | 22.56 | 23.50 | 0.597 | 0.74 | 0.345 | 0.43 | 0.18 |
| 3 | Body | N66 | 342500 | 1712.5 | DFT-s-OFDM QPSK | Rear | 10mm | \ | ENDC | 22.55 | 23.50 | 0.616 | 0.77 | 0.353 | 0.44 | 0.12 |
| 3 | Body | N66 | 349000 | 1745 | DFT-s-OFDM QPSK | Left | 10mm | \ | ENDC | 22.54 | 23.50 | 0.134 | 0.17 | 0.076 | 0.09 | 0.19 |
| 3 | Body | N66 | 355500 | 1777.5 | DFT-s-OFDM QPSK | Top | 10mm | \ | ENDC | 22.46 | 23.50 | 0.572 | 0.73 | 0.298 | 0.38 | -0.11 |
| 3 | Body | N66 | 349000 | 1745 | DFT-s-OFDM QPSK | Top | 10mm | \ | ENDC | 22.56 | 23.50 | 0.593 | 0.74 | 0.309 | 0.38 | -0.04 |
| 3 | Body | N66 | 342500 | 1712.5 | DFT-s-OFDM QPSK | Top | 10mm | FIG A.60 | ENDC | 22.55 | 23.50 | 0.636 | 0.79 | 0.333 | 0.41 | 0.13 |
| 3 | Body | N66 | 349000 | 1745 | DFT-s-OFDM QPSK | Front | 21mm | \ | ENDC | 24.49 | 25.00 | 0.195 | 0.22 | 0.120 | 0.13 | 0.18 |
| 3 | Body | N66 | 349000 | 1745 | DFT-s-OFDM QPSK | Rear | 23mm | \ | ENDC | 24.49 | 25.00 | 0.198 | 0.22 | 0.122 | 0.14 | -0.09 |
| 3 | Body | N66 | 349000 | 1745 | DFT-s-OFDM QPSK | Top | 24mm | \ | ENDC | 24.49 | 25.00 | 0.284 | 0.32 | 0.170 | 0.19 | 0.04 |
| 3 | Body | N66 | 349000 | 1745 | DFT-s-OFDM QPSK | Left | 19mm | \ | ENDC | 24.49 | 25.00 | 0.236 | 0.27 | 0.132 | 0.15 | -0.13 |
| 3 | Body | N66 | 349000 | 1745 | DFT-s-OFDM QPSK | Right | 10mm | \ | ENDC | 24.49 | 25.00 | 0.108 | 0.12 | 0.064 | 0.07 | -0.08 |
| 3 | Body | N66 | 349000 | 1745 | CP-OFDM QPSK | Top | 10mm | \ | ENDC | 22.48 | 23.50 | 0.572 | 0.72 | 0.289 | 0.37 | 0.11 |
| 1 | Head | N70 | 341500 | 1707.5 | DFT-s-OFDM QPSK | Cheek Left | 0mm | FIG A.61 | SA | 23.94 | 25.00 | 0.173 | 0.22 | 0.117 | 0.15 | -0.02 |
| 1 | Head | N70 | 340500 | 1702.5 | DFT-s-OFDM QPSK | Cheek Left | 0mm | \ | SA | 23.92 | 25.00 | 0.136 | 0.17 | 0.094 | 0.12 | 0.15 |
| 1 | Head | N70 | 339500 | 1697.5 | DFT-s-OFDM QPSK | Cheek Left | 0mm | \ | SA | 23.89 | 25.00 | 0.124 | 0.16 | 0.090 | 0.12 | -0.13 |
| 1 | Head | N70 | 341500 | 1707.5 | DFT-s-OFDM QPSK | Tilt Left | 0mm | \ | SA | 23.94 | 25.00 | 0.067 | 0.09 | 0.046 | 0.06 | -0.07 |
| 1 | Head | N70 | 341500 | 1707.5 | DFT-s-OFDM QPSK | Cheek Right | 0mm | \ | SA | 23.94 | 25.00 | 0.075 | 0.10 | 0.054 | 0.07 | 0.02 |
| 1 | Head | N70 | 341500 | 1707.5 | DFT-s-OFDM QPSK | Tilt Right | 0mm | \ | SA | 23.94 | 25.00 | 0.069 | 0.09 | 0.046 | 0.06 | 0.14 |
| 1 | Head | N70 | 341500 | 1707.5 | CP-OFDM QPSK | Cheek Left | 0mm | \ | SA | 22.30 | 23.50 | 0.131 | 0.17 | 0.091 | 0.12 | 0.11 |
| 1 | Body | N70 | 341500 | 1707.5 | DFT-s-OFDM QPSK | Front | 10mm | \ | SA | 23.94 | 25.00 | 0.379 | 0.48 | 0.237 | 0.30 | -0.12 |
| 1 | Body | N70 | 341500 | 1707.5 | DFT-s-OFDM QPSK | Rear | 10mm | FIG A.62 | SA | 23.94 | 25.00 | 0.655 | 0.84 | 0.398 | 0.51 | 0.04 |
| 1 | Body | N70 | 340500 | 1702.5 | DFT-s-OFDM QPSK | Rear | 10mm | \ | SA | 23.92 | 25.00 | 0.618 | 0.79 | 0.386 | 0.49 | -0.03 |
| 1 | Body | N70 | 339500 | 1697.5 | DFT-s-OFDM QPSK | Rear | 10mm | \ | SA | 23.89 | 25.00 | 0.624 | 0.81 | 0.392 | 0.51 | 0.08 |
| 1 | Body | N70 | 341500 | 1707.5 | DFT-s-OFDM QPSK | Left | 10mm | \ | SA | 23.94 | 25.00 | 0.157 | 0.20 | 0.093 | 0.12 | 0.04 |
| 1 | Body | N70 | 341500 | 1707.5 | DFT-s-OFDM QPSK | Bottom | 10mm | \ | SA | 23.94 | 25.00 | 0.408 | 0.52 | 0.264 | 0.34 | 0.16 |
| 1 | Body | N70 | 341500 | 1707.5 | CP-OFDM QPSK | Rear | 10mm | \ | SA | 22.30 | 23.50 | 0.593 | 0.78 | 0.371 | 0.49 | 0.08 |

| RF Exposure Conditions | Frequency Band | Channel Number | Frequency (MHz) | Mode | Test setup | Distance | Figure No. | Note | EUT Measured Power (dBm) | Tune up (dBm) | Measured SAR 1g (W/kg) | Calculated SAR 1g (W/kg) | Measured SAR 10g (W/kg) | Calculated SAR 10g (W/kg) | Power Drift |
|------------------------|----------------|----------------|-----------------|-----------------|-------------|----------|------------|---------|--------------------------|---------------|------------------------|--------------------------|-------------------------|---------------------------|-------------|
| Head | N71 | 139100 | 695.5 | DFT-s-OFDM QPSK | Cheek Left | 0mm | \ | SA/ENDC | 23.91 | 25.00 | 0.142 | 0.18 | 0.119 | 0.15 | 0.19 |
| Head | N71 | 136100 | 680.5 | DFT-s-OFDM QPSK | Cheek Left | 0mm | FIG A.63 | SA/ENDC | 23.95 | 25.00 | 0.151 | 0.19 | 0.123 | 0.16 | 0.03 |
| Head | N71 | 133100 | 665.5 | DFT-s-OFDM QPSK | Cheek Left | 0mm | \ | SA/ENDC | 23.90 | 25.00 | 0.128 | 0.16 | 0.103 | 0.13 | 0.08 |
| Head | N71 | 136100 | 680.5 | DFT-s-OFDM QPSK | Tilt Left | 0mm | \ | SA/ENDC | 23.95 | 25.00 | <0.01 | <0.01 | <0.01 | <0.01 | / |
| Head | N71 | 136100 | 680.5 | DFT-s-OFDM QPSK | Cheek Right | 0mm | \ | SA/ENDC | 23.95 | 25.00 | <0.01 | <0.01 | <0.01 | <0.01 | / |
| Head | N71 | 136100 | 680.5 | DFT-s-OFDM QPSK | Tilt Right | 0mm | \ | SA/ENDC | 23.95 | 25.00 | <0.01 | <0.01 | <0.01 | <0.01 | / |
| Head | N71 | 136100 | 680.5 | CP-OFDM QPSK | Cheek Left | 0mm | \ | SA/ENDC | 22.35 | 23.50 | 0.131 | 0.17 | 0.114 | 0.15 | 0.02 |
| Body | N71 | 136100 | 680.5 | DFT-s-OFDM QPSK | Front | 10mm | \ | SA | 21.45 | 22.50 | 0.074 | 0.09 | 0.043 | 0.05 | -0.11 |
| Body | N71 | 136100 | 680.5 | DFT-s-OFDM QPSK | Rear | 10mm | \ | SA | 21.45 | 22.50 | 0.113 | 0.14 | 0.078 | 0.10 | -0.16 |
| Body | N71 | 136100 | 680.5 | DFT-s-OFDM QPSK | Bottom | 10mm | \ | SA | 21.45 | 22.50 | 0.087 | 0.11 | 0.051 | 0.06 | -0.06 |
| Body | N71 | 136100 | 680.5 | DFT-s-OFDM QPSK | Front | 10mm | \ | ENDC | 18.50 | 19.50 | 0.037 | 0.05 | 0.020 | 0.03 | -0.02 |
| Body | N71 | 136100 | 680.5 | DFT-s-OFDM QPSK | Rear | 10mm | \ | ENDC | 18.50 | 19.50 | 0.057 | 0.07 | 0.040 | 0.05 | 0.05 |
| Body | N71 | 136100 | 680.5 | DFT-s-OFDM QPSK | Bottom | 10mm | \ | ENDC | 18.50 | 19.50 | 0.044 | 0.06 | 0.026 | 0.03 | -0.08 |
| Body | N71 | 136100 | 680.5 | DFT-s-OFDM QPSK | Front | 16mm | \ | SA/ENDC | 23.95 | 25.00 | 0.197 | 0.25 | 0.149 | 0.19 | 0.19 |
| Body | N71 | 136100 | 680.5 | DFT-s-OFDM QPSK | Rear | 20mm | \ | SA/ENDC | 23.95 | 25.00 | 0.258 | 0.33 | 0.196 | 0.25 | -0.09 |
| Body | N71 | 136100 | 680.5 | DFT-s-OFDM QPSK | Bottom | 19mm | \ | SA/ENDC | 23.95 | 25.00 | 0.096 | 0.12 | 0.060 | 0.08 | 0.16 |
| Body | N71 | 136100 | 680.5 | DFT-s-OFDM QPSK | Left | 10mm | \ | SA/ENDC | 23.95 | 25.00 | 0.129 | 0.16 | 0.093 | 0.12 | 0.10 |
| Body | N71 | 139100 | 695.5 | DFT-s-OFDM QPSK | Right | 10mm | \ | SA/ENDC | 23.95 | 25.00 | 0.252 | 0.32 | 0.177 | 0.23 | 0.02 |
| Body | N71 | 136100 | 680.5 | DFT-s-OFDM QPSK | Right | 10mm | FIG A.64 | SA/ENDC | 23.91 | 25.00 | 0.299 | 0.38 | 0.211 | 0.27 | 0.09 |
| Body | N71 | 133100 | 665.5 | DFT-s-OFDM QPSK | Right | 10mm | \ | SA/ENDC | 23.90 | 25.00 | 0.248 | 0.32 | 0.168 | 0.22 | 0.03 |
| Body | N71 | 136100 | 680.5 | CP-OFDM QPSK | Right | 10mm | \ | SA/ENDC | 22.35 | 23.50 | 0.234 | 0.30 | 0.184 | 0.24 | 0.06 |
| Head | N77-L | 633334 | 3500.01 | DFT-s-OFDM QPSK | Cheek Left | 0mm | \ | SA | 15.53 | 16.50 | 0.429 | 0.54 | 0.174 | 0.22 | -0.19 |
| Head | N77-L | 636000 | 3540 | DFT-s-OFDM QPSK | Tilt Left | 0mm | \ | SA | 15.49 | 16.50 | 0.496 | 0.63 | 0.194 | 0.24 | -0.11 |
| Head | N77-L | 633334 | 3500.01 | DFT-s-OFDM QPSK | Tilt Left | 0mm | FIG A.65 | SA | 15.53 | 16.50 | 0.502 | 0.63 | 0.198 | 0.25 | 0.14 |
| Head | N77-L | 630668 | 3460.02 | DFT-s-OFDM QPSK | Tilt Left | 0mm | \ | SA | 15.48 | 16.50 | 0.467 | 0.59 | 0.181 | 0.23 | -0.18 |
| Head | N77-L | 633334 | 3500.01 | DFT-s-OFDM QPSK | Cheek Right | 0mm | \ | SA | 15.53 | 16.50 | 0.271 | 0.34 | 0.110 | 0.14 | -0.14 |
| Head | N77-L | 633334 | 3500.01 | DFT-s-OFDM QPSK | Tilt Right | 0mm | \ | SA | 15.53 | 16.50 | 0.334 | 0.42 | 0.127 | 0.16 | 0.17 |
| Head | N77-L | 633334 | 3500.01 | DFT-s-OFDM QPSK | Cheek Left | 0mm | \ | ENDC | 13.56 | 14.50 | 0.280 | 0.35 | 0.109 | 0.14 | 0.1 |
| Head | N77-L | 636000 | 3540 | DFT-s-OFDM QPSK | Tilt Left | 0mm | \ | ENDC | 13.53 | 14.50 | 0.392 | 0.49 | 0.143 | 0.18 | 0.08 |
| Head | N77-L | 633334 | 3500.01 | DFT-s-OFDM QPSK | Tilt Left | 0mm | \ | ENDC | 13.56 | 14.50 | 0.365 | 0.45 | 0.133 | 0.17 | 0.17 |
| Head | N77-L | 630668 | 3460.02 | DFT-s-OFDM QPSK | Tilt Left | 0mm | \ | ENDC | 13.52 | 14.50 | 0.367 | 0.46 | 0.133 | 0.17 | -0.03 |
| Head | N77-L | 633334 | 3500.01 | DFT-s-OFDM QPSK | Cheek Right | 0mm | \ | ENDC | 13.56 | 14.50 | 0.205 | 0.25 | 0.079 | 0.10 | 0 |
| Head | N77-L | 633334 | 3500.01 | DFT-s-OFDM QPSK | Tilt Right | 0mm | \ | ENDC | 13.56 | 14.50 | 0.257 | 0.32 | 0.092 | 0.11 | -0.06 |
| Head | N77-L | 633334 | 3500.01 | CP-OFDM 256QAM | Tilt Left | 0mm | \ | SA | 15.50 | 16.50 | 0.483 | 0.61 | 0.186 | 0.23 | 0.15 |
| Body | N77-L | 633334 | 3500.01 | DFT-s-OFDM QPSK | Front | 10mm | \ | SA | 22.08 | 22.50 | 0.420 | 0.46 | 0.206 | 0.23 | -0.10 |
| Body | N77-L | 636000 | 3540 | DFT-s-OFDM QPSK | Rear | 10mm | \ | SA | 22.02 | 22.50 | 0.531 | 0.59 | 0.244 | 0.27 | 0.05 |
| Body | N77-L | 633334 | 3500.01 | DFT-s-OFDM QPSK | Rear | 10mm | \ | SA | 22.08 | 22.50 | 0.586 | 0.65 | 0.273 | 0.30 | 0.16 |
| Body | N77-L | 630668 | 3460.02 | DFT-s-OFDM QPSK | Rear | 10mm | \ | SA | 21.95 | 22.50 | 0.641 | 0.73 | 0.290 | 0.33 | -0.15 |
| Body | N77-L | 633334 | 3500.01 | DFT-s-OFDM QPSK | Right | 10mm | \ | SA | 22.08 | 22.50 | 0.505 | 0.56 | 0.231 | 0.25 | -0.10 |
| Body | N77-L | 636000 | 3540 | DFT-s-OFDM QPSK | Top | 10mm | \ | SA | 22.02 | 22.50 | 0.688 | 0.77 | 0.297 | 0.33 | -0.12 |
| Body | N77-L | 633334 | 3500.01 | DFT-s-OFDM QPSK | Top | 10mm | \ | SA | 22.08 | 22.50 | 0.759 | 0.84 | 0.332 | 0.37 | -0.12 |
| Body | N77-L | 630668 | 3460.02 | DFT-s-OFDM QPSK | Top | 10mm | FIG A.66 | SA | 21.95 | 22.50 | 0.830 | 0.94 | 0.353 | 0.40 | 0.18 |
| Body | N77-L | 633334 | 3500.01 | DFT-s-OFDM QPSK | Front | 10mm | \ | ENDC | 20.14 | 21.50 | 0.256 | 0.35 | 0.119 | 0.16 | -0.15 |
| Body | N77-L | 633334 | 3500.01 | DFT-s-OFDM QPSK | Rear | 10mm | \ | ENDC | 20.14 | 21.50 | 0.381 | 0.52 | 0.164 | 0.22 | 0.13 |
| Body | N77-L | 636000 | 3540 | DFT-s-OFDM QPSK | Top | 10mm | \ | ENDC | 20.08 | 21.50 | 0.387 | 0.54 | 0.166 | 0.23 | -0.10 |
| Body | N77-L | 633334 | 3500.01 | DFT-s-OFDM QPSK | Top | 10mm | \ | ENDC | 20.14 | 21.50 | 0.397 | 0.54 | 0.168 | 0.23 | 0.03 |
| Body | N77-L | 630668 | 3460.02 | DFT-s-OFDM QPSK | Top | 10mm | \ | ENDC | 20.02 | 21.50 | 0.403 | 0.57 | 0.171 | 0.24 | -0.11 |
| Body | N77-L | 633334 | 3500.01 | DFT-s-OFDM QPSK | Front | 19mm | \ | SA/ENDC | 25.28 | 26.00 | 0.324 | 0.38 | 0.164 | 0.19 | -0.04 |
| Body | N77-L | 633334 | 3500.01 | DFT-s-OFDM QPSK | Rear | 23mm | \ | SA/ENDC | 25.28 | 26.00 | 0.381 | 0.45 | 0.189 | 0.22 | -0.06 |
| Body | N77-L | 633334 | 3500.01 | DFT-s-OFDM QPSK | Top | 21mm | \ | SA/ENDC | 25.28 | 26.00 | 0.507 | 0.60 | 0.255 | 0.30 | 0.10 |
| Body | N77-L | 633334 | 3500.01 | DFT-s-OFDM QPSK | Right | 10mm | \ | SA/ENDC | 25.28 | 26.00 | 0.522 | 0.62 | 0.248 | 0.29 | -0.09 |
| Body | N77-L | 633334 | 3500.01 | CP-OFDM QPSK | Top | 10mm | \ | SA | 21.96 | 22.50 | 0.731 | 0.83 | 0.316 | 0.36 | 0.08 |
| Head | N77-H | 650800 | 3762 | DFT-s-OFDM QPSK | Cheek Left | 0mm | \ | SA | 15.50 | 16.50 | 0.527 | 0.66 | 0.184 | 0.23 | 0.17 |
| Head | N77-H | 664666 | 3969.99 | DFT-s-OFDM QPSK | Tilt Left | 0mm | \ | SA | 15.47 | 16.50 | 0.442 | 0.56 | 0.159 | 0.20 | 0.15 |
| Head | N77-H | 661200 | 3918 | DFT-s-OFDM QPSK | Tilt Left | 0mm | \ | SA | 15.48 | 16.50 | 0.466 | 0.59 | 0.166 | 0.21 | -0.01 |
| Head | N77-H | 657733 | 3866 | DFT-s-OFDM QPSK | Tilt Left | 0mm | \ | SA | 15.44 | 16.50 | 0.491 | 0.63 | 0.172 | 0.22 | 0.15 |
| Head | N77-H | 654267 | 3814 | DFT-s-OFDM QPSK | Tilt Left | 0mm | \ | SA | 15.49 | 16.50 | 0.502 | 0.63 | 0.175 | 0.22 | 0.1 |
| Head | N77-H | 650800 | 3762 | DFT-s-OFDM QPSK | Tilt Left | 0mm | \ | SA | 15.50 | 16.50 | 0.562 | 0.71 | 0.191 | 0.24 | -0.15 |
| Head | N77-H | 647334 | 3710.01 | DFT-s-OFDM QPSK | Tilt Left | 0mm | FIG A.67 | SA | 15.46 | 16.50 | 0.614 | 0.78 | 0.219 | 0.28 | 0.16 |
| Head | N77-H | 650800 | 3762 | DFT-s-OFDM QPSK | Cheek Right | 0mm | \ | SA | 15.50 | 16.50 | 0.422 | 0.53 | 0.156 | 0.20 | 0 |
| Head | N77-H | 650800 | 3762 | DFT-s-OFDM QPSK | Tilt Right | 0mm | \ | SA | 15.50 | 16.50 | 0.523 | 0.66 | 0.182 | 0.23 | 0.07 |
| Head | N77-H | 650800 | 3762 | DFT-s-OFDM QPSK | Cheek Left | 0mm | \ | ENDC | 13.54 | 14.50 | 0.316 | 0.39 | 0.113 | 0.14 | 0.01 |
| Head | N77-H | 664666 | 3969.99 | DFT-s-OFDM QPSK | Tilt Left | 0mm | \ | ENDC | 13.52 | 14.50 | 0.311 | 0.39 | 0.109 | 0.14 | -0.02 |
| Head | N77-H | 661200 | 3918 | DFT-s-OFDM QPSK | Tilt Left | 0mm | \ | ENDC | 13.50 | 14.50 | 0.319 | 0.40 | 0.113 | 0.14 | 0.16 |
| Head | N77-H | 657733 | 3866 | DFT-s-OFDM QPSK | Tilt Left | 0mm | \ | ENDC | 13.49 | 14.50 | 0.350 | 0.44 | 0.121 | 0.15 | 0.16 |
| Head | N77-H | 654267 | 3814 | DFT-s-OFDM QPSK | Tilt Left | 0mm | \ | ENDC | 13.53 | 14.50 | 0.348 | 0.44 | 0.118 | 0.15 | -0.02 |
| Head | N77-H | 650800 | 3762 | DFT-s-OFDM QPSK | Tilt Left | 0mm | \ | ENDC | 13.54 | 14.50 | 0.384 | 0.48 | 0.137 | 0.17 | -0.12 |
| Head | N77-H | 647334 | 3710.01 | DFT-s-OFDM QPSK | Tilt Left | 0mm | \ | ENDC | 13.51 | 14.50 | 0.443 | 0.56 | 0.152 | 0.19 | 0.1 |
| Head | N77-H | 650800 | 3762 | DFT-s-OFDM QPSK | Cheek Right | 0mm | \ | ENDC | 13.54 | 14.50 | 0.248 | 0.31 | 0.094 | 0.12 | 0.08 |
| Head | N77-H | 650800 | 3762 | DFT-s-OFDM QPSK | Tilt Right | 0mm | \ | ENDC | 13.54 | 14.50 | 0.342 | 0.43 | 0.121 | 0.15 | -0.07 |
| Head | N77-H | 650800 | 3762 | CP-OFDM QPSK | Tilt Left | 0mm | \ | SA | 15.48 | 16.50 | 0.543 | 0.69 | 0.182 | 0.23 | 0.16 |
| Body | N77-H | 654267 | 3814 | DFT-s-OFDM QPSK | Front | 10mm | \ | SA | 22.07 | 22.50 | 0.484 | 0.53 | 0.217 | 0.24 | 0.00 |
| Body | N77-H | 654267 | 3814 | DFT-s-OFDM QPSK | Rear | 10mm | \ | SA | 22.07 | 22.50 | 0.393 | 0.43 | 0.173 | 0.19 | -0.07 |
| Body | N77-H | 654267 | 3814 | DFT-s-OFDM QPSK | Right | 10mm | \ | SA | 22.07 | 22.50 | 0.261 | 0.29 | 0.116 | 0.13 | 0.06 |
| Body | N77-H | 664666 | 3969.99 | DFT-s-OFDM QPSK | Top | 10mm | \ | SA | 21.62 | 22.50 | 0.204 | 0.25 | 0.092 | 0.11 | 0.16 |
| Body | N77-H | 661200 | 3918 | DFT-s-OFDM QPSK | Top | 10mm | \ | SA | 21.78 | 22.50 | 0.274 | 0.32 | 0.116 | 0.14 | -0.10 |
| Body | N77-H | 657733 | 3866 | DFT-s-OFDM QPSK | Top | 10mm | \ | SA | 21.96 | 22.50 | 0.276 | 0.31 | 0.118 | 0.13 | 0.05 |
| Body | N77-H | 654267 | 3814 | DFT-s-OFDM QPSK | Top | 10mm | \ | SA | 22.07 | 22.50 | 0.305 | 0.34 | 0.134 | 0.15 | 0.13 |
| Body | N77-H | 650800 | 3762 | DFT-s-OFDM QPSK | Top | 10mm | \ | SA | 21.94 | 22.50 | 0.585 | 0.67 | 0.248 | 0.28 | 0.03 |
| Body | N77-H | 647334 | 3710.01 | DFT-s-OFDM QPSK | Top | 10mm | FIG A.68 | SA | 21.67 | 22.50 | 0.735 | 0.89 | 0.311 | 0.38 | -0.03 |
| Body | N77-H | 654267 | 3814 | DFT-s-OFDM QPSK | Front | 10mm | \ | ENDC | 20.11 | 21.50 | 0.276 | 0.38 | 0.113 | 0.16 | -0.01 |
| Body | N77-H | 654267 | 3814 | DFT-s-OFDM QPSK | Rear | 10mm | \ | ENDC | 20.11 | 21.50 | 0.227 | 0.31 | 0.093 | 0.13 | 0.03 |
| Body | N77-H | | | | | | | | | | | | | | |

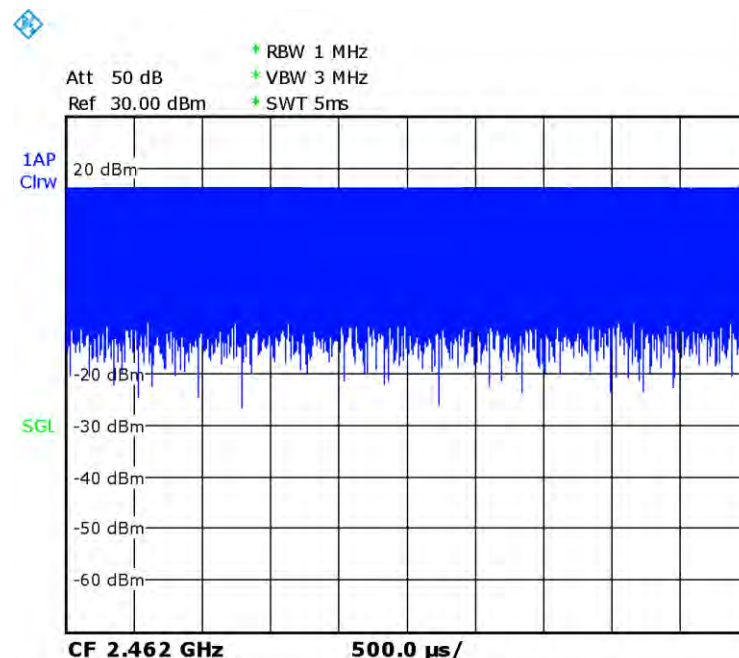
14.3 SAR Evaluation for WIFI 2.4G

The maximum output power specified for production units are determined for all applicable 802.11 transmission modes in each standalone and aggregated frequency band. Maximum output power is measured for the highest maximum output power configuration(s) in each frequency band according to the default power measurement procedures.

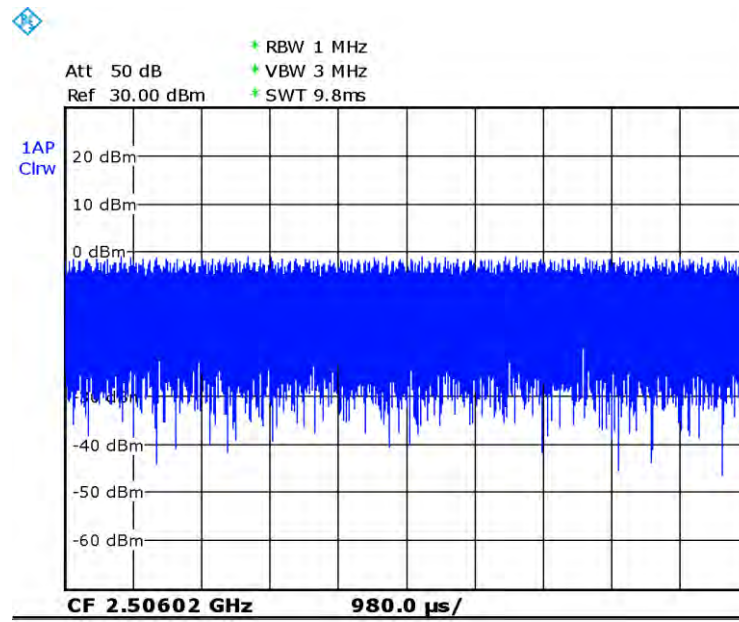
When the same transmission mode configurations have the same maximum output power on the same channel for the 802.11 a/g/n/ac/ax modes, the channel in the lower order/sequence 802.11 mode (i.e. a, g, n ac then ax) is selected.

SAR Test reduction was applied from KDB 248227 guidance, when the same maximum power is specified for multiple transmission modes in a frequency band, the largest channel bandwidth, lowest order modulation, lowest data rate and lowest order 802.11a/g/n/ac mode is used for SAR measurement, on the highest measured output power channel in the initial test configuration, for each frequency band. Additional output power measurements were not deemed necessary.

| RF Exposure Conditions | Frequency Band | Channel Number | Frequency (MHz) | Mode/RB | Test setup | Distance | Figure No. | Duty Cycle | EUT Measured Power (dBm) | Tune up (dBm) | Measured SAR 1g (W/kg) | Calculated SAR 1g (W/kg) | Measured SAR 10g (W/kg) | Calculated SAR 10g (W/kg) | Power Drift |
|------------------------|----------------|----------------|-----------------|---------|-------------|----------|------------|------------|--------------------------|---------------|------------------------|--------------------------|-------------------------|---------------------------|-------------|
| Head | WLAN2.4G | 11 | 2462 | 11b | Cheek Left | 0mm | FIG A.68 | 100.00% | 10.46 | 11.5 | 0.100 | 0.13 | 0.048 | 0.06 | -0.17 |
| Head | WLAN2.4G | 11 | 2462 | 11b | Tilt Left | 0mm | \ | 100.00% | 10.46 | 11.5 | 0.080 | 0.10 | 0.036 | 0.05 | 0.18 |
| Head | WLAN2.4G | 11 | 2462 | 11b | Cheek Right | 0mm | \ | 100.00% | 10.46 | 11.5 | 0.025 | 0.03 | 0.013 | 0.02 | -0.13 |
| Head | WLAN2.4G | 11 | 2462 | 11b | Tilt Right | 0mm | \ | 100.00% | 10.46 | 11.5 | 0.026 | 0.03 | 0.013 | 0.02 | -0.02 |
| Body | WLAN2.4G | 11 | 2462 | 11b | Front | 10mm | \ | 100.00% | 17.46 | 18 | 0.117 | 0.13 | 0.065 | 0.07 | -0.19 |
| Body | WLAN2.4G | 11 | 2462 | 11b | Rear | 10mm | \ | 100.00% | 17.46 | 18 | 0.228 | 0.26 | 0.121 | 0.14 | -0.13 |
| Body | WLAN2.4G | 11 | 2462 | 11b | Top | 10mm | \ | 100.00% | 17.46 | 18 | 0.089 | 0.10 | 0.047 | 0.05 | 0.10 |
| Body | WLAN2.4G | 11 | 2462 | 11b | Front | 19mm | \ | 100.00% | 20.85 | 21.5 | 0.242 | 0.28 | 0.138 | 0.16 | 0.08 |
| Body | WLAN2.4G | 11 | 2462 | 11b | Rear | 23mm | \ | 100.00% | 20.85 | 21.5 | 0.252 | 0.29 | 0.144 | 0.17 | -0.06 |
| Body | WLAN2.4G | 11 | 2462 | 11b | Right | 10mm | FIG A.69 | 100.00% | 20.85 | 21.5 | 0.655 | 0.76 | 0.347 | 0.40 | -0.14 |
| Body | WLAN2.4G | 11 | 2462 | 11b | Top | 21mm | \ | 100.00% | 20.85 | 21.5 | 0.126 | 0.15 | 0.071 | 0.08 | 0.03 |



Picture 14.3-1 Duty factor plot



Picture 14.3-2 Duty factor plot

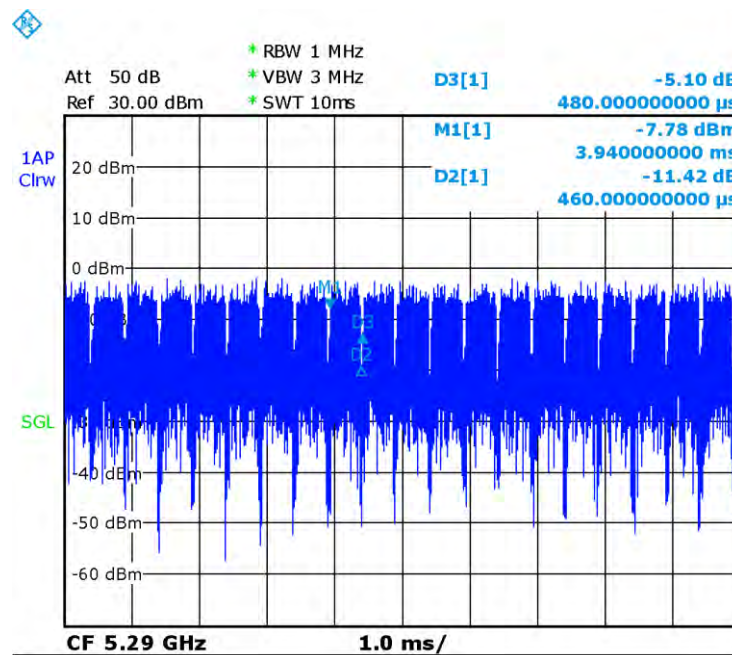
14.4 SAR Evaluation For WIFI 5G

The maximum output power specified for production units are determined for all applicable 802.11 transmission modes in each standalone and aggregated frequency band. Maximum output power is measured for the highest maximum output power configuration(s) in each frequency band according to the default power measurement procedures.

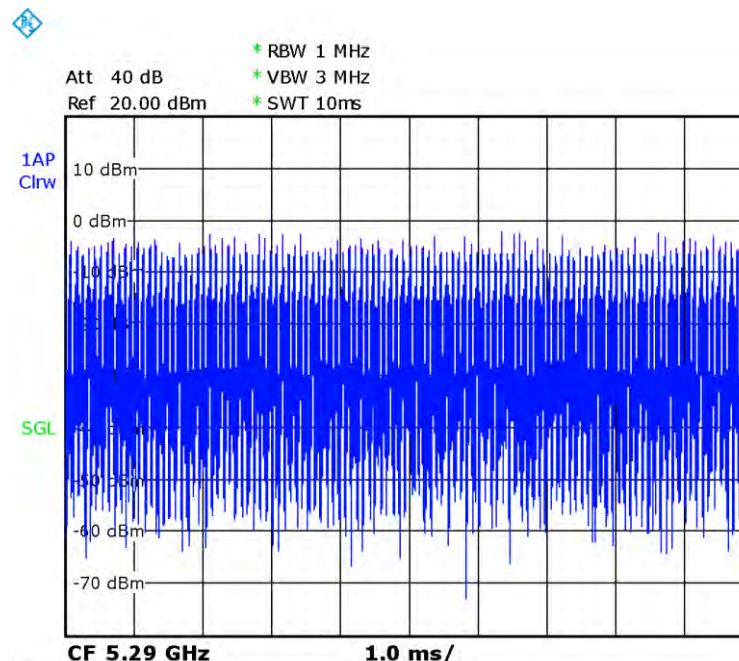
When the same transmission mode configurations have the same maximum output power on the same channel for the 802.11 a/g/n/ac/ax modes, the channel in the lower order/sequence 802.11 mode (i.e. a, g, n ac then ax) is selected.

SAR Test reduction was applied from KDB 248227 guidance, when the same maximum power is specified for multiple transmission modes in a frequency band, the largest channel bandwidth, lowest order modulation, lowest data rate and lowest order 802.11a/g/n/ac mode is used for SAR measurement, on the highest measured output power channel in the initial test configuration, for each frequency band. Additional output power measurements were not deemed necessary.

| RF Exposure Conditions | Frequency Band | Channel Number | Frequency (MHz) | Mode/RB | Test setup | Distance | Figure No. | Duty Cycle | EUT Measured Power (dBm) | Tune up (dBm) | Measured SAR 1g (W/kg) | Calculated SAR 1g (W/kg) | Measured SAR 10g (W/kg) | Calculated SAR 10g (W/kg) | Power Drift |
|------------------------|----------------|----------------|-----------------|----------|-------------|----------|------------|------------|--------------------------|---------------|------------------------|--------------------------|-------------------------|---------------------------|-------------|
| Head | WLANS5G | 58 | 5290 | 11ac-80M | Cheek Left | 0mm | \ | 95.83% | 10.92 | 12.5 | 0.090 | 0.14 | 0.039 | 0.06 | 0.17 |
| Head | WLANS5G | 58 | 5290 | 11ac-80M | Tilt Left | 0mm | FIG A.70 | 95.83% | 10.92 | 12.5 | 0.134 | 0.20 | 0.050 | 0.07 | -0.02 |
| Head | WLANS5G | 58 | 5290 | 11ac-80M | Cheek Right | 0mm | \ | 95.83% | 10.92 | 12.5 | 0.090 | 0.14 | 0.025 | 0.04 | 0.01 |
| Head | WLANS5G | 58 | 5290 | 11ac-80M | Tilt Right | 0mm | \ | 95.83% | 10.92 | 12.5 | <0.01 | <0.01 | <0.01 | <0.01 | / |
| Head | WLANS5G | 122 | 5610 | 11ac-80M | Cheek Left | 0mm | \ | 95.83% | 11.44 | 12.5 | 0.088 | 0.12 | 0.036 | 0.05 | -0.12 |
| Head | WLANS5G | 122 | 5610 | 11ac-80M | Tilt Left | 0mm | \ | 95.83% | 11.44 | 12.5 | 0.131 | 0.17 | 0.043 | 0.05 | 0.17 |
| Head | WLANS5G | 122 | 5610 | 11ac-80M | Cheek Right | 0mm | \ | 95.83% | 11.44 | 12.5 | 0.077 | 0.10 | 0.029 | 0.04 | -0.06 |
| Head | WLANS5G | 122 | 5610 | 11ac-80M | Tilt Right | 0mm | \ | 95.83% | 11.44 | 12.5 | <0.01 | <0.01 | <0.01 | <0.01 | / |
| Head | WLANS5G | 155 | 5775 | 11ac-80M | Cheek Left | 0mm | \ | 95.83% | 12.29 | 12.5 | 0.095 | 0.10 | 0.043 | 0.05 | -0.02 |
| Head | WLANS5G | 155 | 5775 | 11ac-80M | Tilt Left | 0mm | \ | 95.83% | 12.29 | 12.5 | 0.129 | 0.14 | 0.039 | 0.04 | 0.04 |
| Head | WLANS5G | 155 | 5775 | 11ac-80M | Cheek Right | 0mm | \ | 95.83% | 12.29 | 12.5 | 0.077 | 0.08 | 0.032 | 0.03 | 0.12 |
| Head | WLANS5G | 155 | 5775 | 11ac-80M | Tilt Right | 0mm | \ | 95.83% | 12.29 | 12.5 | <0.01 | <0.01 | <0.01 | <0.01 | / |
| Body | WLANS5G | 58 | 5290 | 11ac-80M | Front | 10mm | \ | 95.83% | 9.19 | 11 | 0.036 | 0.06 | 0.008 | 0.01 | -0.09 |
| Body | WLANS5G | 58 | 5290 | 11ac-80M | Rear | 10mm | \ | 95.83% | 9.19 | 11 | 0.251 | 0.40 | 0.094 | 0.14 | -0.01 |
| Body | WLANS5G | 58 | 5290 | 11ac-80M | Top | 10mm | \ | 95.83% | 9.19 | 11 | 0.050 | 0.08 | 0.010 | 0.02 | 0.15 |
| Body | WLANS5G | 122 | 5610 | 11ac-80M | Front | 10mm | \ | 95.83% | 9.71 | 11 | 0.035 | 0.05 | 0.009 | 0.01 | -0.02 |
| Body | WLANS5G | 122 | 5610 | 11ac-80M | Rear | 10mm | \ | 95.83% | 9.71 | 11 | 0.248 | 0.35 | 0.091 | 0.12 | 0.00 |
| Body | WLANS5G | 122 | 5610 | 11ac-80M | Top | 10mm | \ | 95.83% | 9.71 | 11 | 0.043 | 0.06 | 0.011 | 0.01 | 0.17 |
| Body | WLANS5G | 155 | 5775 | 11ac-80M | Front | 10mm | \ | 95.83% | 10.81 | 11 | 0.036 | 0.04 | 0.009 | 0.01 | -0.08 |
| Body | WLANS5G | 155 | 5775 | 11ac-80M | Rear | 10mm | \ | 95.83% | 10.81 | 11 | 0.250 | 0.27 | 0.092 | 0.10 | 0.19 |
| Body | WLANS5G | 155 | 5775 | 11ac-80M | Top | 10mm | \ | 95.83% | 10.81 | 11 | 0.048 | 0.05 | 0.009 | 0.01 | -0.07 |
| Body | WLANS5G | 64 | 5320 | 11a | Front | 19mm | \ | 99.00% | 19.05 | 20 | 0.048 | 0.06 | 0.011 | 0.01 | 0.16 |
| Body | WLANS5G | 64 | 5320 | 11a | Rear | 23mm | FIG A.71 | 99.00% | 19.05 | 20 | 0.675 | 0.85 | 0.279 | 0.35 | -0.14 |
| Body | WLANS5G | 60 | 5300 | 11a | Rear | 23mm | \ | 99.00% | 18.85 | 20 | 0.329 | 0.43 | 0.145 | 0.19 | 0.04 |
| Body | WLANS5G | 64 | 5320 | 11a | Right | 10mm | \ | 99.00% | 19.05 | 20 | 0.078 | 0.10 | 0.034 | 0.04 | -0.08 |
| Body | WLANS5G | 64 | 5320 | 11a | Top | 21mm | \ | 99.00% | 19.05 | 20 | 0.113 | 0.14 | 0.046 | 0.06 | -0.11 |
| Body | WLANS5G | 124 | 5620 | 11a | Front | 19mm | \ | 99.00% | 19.12 | 20 | 0.049 | 0.06 | 0.013 | 0.02 | -0.01 |
| Body | WLANS5G | 124 | 5620 | 11a | Rear | 23mm | \ | 99.00% | 19.12 | 20 | 0.672 | 0.83 | 0.282 | 0.35 | 0.09 |
| Body | WLANS5G | 128 | 5640 | 11a | Rear | 23mm | \ | 99.00% | 19.01 | 20 | 0.642 | 0.81 | 0.270 | 0.34 | -0.06 |
| Body | WLANS5G | 124 | 5620 | 11a | Right | 10mm | \ | 99.00% | 19.12 | 20 | 0.077 | 0.10 | 0.038 | 0.05 | 0.16 |
| Body | WLANS5G | 124 | 5620 | 11a | Top | 21mm | \ | 99.00% | 19.12 | 20 | 0.112 | 0.14 | 0.042 | 0.05 | 0.18 |
| Body | WLANS5G | 157 | 5785 | 11a | Front | 19mm | \ | 99.00% | 20.05 | 20.5 | 0.047 | 0.05 | 0.009 | 0.01 | 0.01 |
| Body | WLANS5G | 157 | 5785 | 11a | Rear | 23mm | \ | 99.00% | 20.05 | 20.5 | 0.673 | 0.75 | 0.277 | 0.31 | -0.04 |
| Body | WLANS5G | 157 | 5785 | 11a | Right | 10mm | \ | 99.00% | 20.05 | 20.5 | 0.077 | 0.09 | 0.034 | 0.04 | 0.19 |
| Body | WLANS5G | 157 | 5785 | 11a | Top | 21mm | \ | 99.00% | 20.05 | 20.5 | 0.115 | 0.13 | 0.049 | 0.05 | 0.07 |



Picture 14.4-1 The plot of duty factor for CH.64



Picture 14.4-2 The plot of duty factor for CH.58

14.5 SAR Evaluation For BT

| RF Exposure Conditions | Frequency Band | Channel Number | Frequency (MHz) | Mode/RB | Test setup | Distance | Figure No. | Duty Cycle | EUT Measured Power (dBm) | Tune up (dBm) | Measured SAR 1g (W/kg) | Calculated SAR 1g (W/kg) | Measured SAR 10g (W/kg) | Calculated SAR 10g (W/kg) | Power Drift |
|------------------------|----------------|----------------|-----------------|---------|-------------|----------|------------|------------|--------------------------|---------------|------------------------|--------------------------|-------------------------|---------------------------|-------------|
| Head | BT | 39 | 2441 | GFSK | Cheek Left | 0mm | FIG A.72 | \ | 9.66 | 10 | 0.042 | 0.05 | 0.020 | 0.02 | 0.02 |
| Head | BT | 39 | 2441 | GFSK | Tilt Left | 0mm | \ | \ | 9.66 | 10 | 0.038 | 0.04 | 0.017 | 0.02 | 0.12 |
| Head | BT | 39 | 2441 | GFSK | Cheek Right | 0mm | \ | \ | 9.66 | 10 | 0.017 | 0.02 | 0.008 | 0.01 | -0.16 |
| Head | BT | 39 | 2441 | GFSK | Tilt Right | 0mm | \ | \ | 9.66 | 10 | 0.017 | 0.02 | 0.008 | 0.01 | 0.10 |
| Body | BT | 39 | 2441 | GFSK | Front | 10mm | \ | \ | 9.66 | 10 | 0.006 | 0.01 | 0.002 | 0.00 | -0.10 |
| Body | BT | 39 | 2441 | GFSK | Rear | 10mm | FIG A.73 | \ | 9.66 | 10 | 0.017 | 0.02 | 0.009 | 0.01 | 0.19 |
| Body | BT | 39 | 2441 | GFSK | Right | 10mm | \ | \ | 9.66 | 10 | 0.015 | 0.02 | 0.008 | 0.01 | 0.15 |
| Body | BT | 39 | 2441 | GFSK | Top | 10mm | \ | \ | 9.66 | 10 | 0.005 | 0.01 | 0.002 | 0.00 | 0.12 |

16 Measurement Uncertainty

16.1 Measurement Uncertainty for Normal SAR Tests (300MHz~3GHz)

| No. | Error Description | Type | Uncertainty value | Probably Distribution | Div. | (Ci) 1g | (Ci) 10g | Std. Unc. (1g) | Std. Unc. (10g) | Degree of freedom |
|----------------------------|---|------|-------------------|-----------------------|------------|---------|----------|----------------|-----------------|-------------------|
| Measurement system | | | | | | | | | | |
| 1 | Probe calibration | B | 6.0 | N | 1 | 1 | 1 | 6.0 | 6.0 | ∞ |
| 2 | Isotropy | B | 4.7 | R | $\sqrt{3}$ | 0.7 | 0.7 | 1.9 | 1.9 | ∞ |
| 3 | Boundary effect | B | 1.0 | R | $\sqrt{3}$ | 1 | 1 | 0.6 | 0.6 | ∞ |
| 4 | Linearity | B | 4.7 | R | $\sqrt{3}$ | 1 | 1 | 2.7 | 2.7 | ∞ |
| 5 | Detection limit | B | 1.0 | N | 1 | 1 | 1 | 0.6 | 0.6 | ∞ |
| 6 | Readout electronics | B | 0.3 | R | $\sqrt{3}$ | 1 | 1 | 0.3 | 0.3 | ∞ |
| 7 | Response time | B | 0.8 | R | $\sqrt{3}$ | 1 | 1 | 0.5 | 0.5 | ∞ |
| 8 | Integration time | B | 2.6 | R | $\sqrt{3}$ | 1 | 1 | 1.5 | 1.5 | ∞ |
| 9 | RF ambient conditions-noise | B | 0 | R | $\sqrt{3}$ | 1 | 1 | 0 | 0 | ∞ |
| 10 | RF ambient conditions-reflection | B | 0 | R | $\sqrt{3}$ | 1 | 1 | 0 | 0 | ∞ |
| 11 | Probe positioned mech. restrictions | B | 0.4 | R | $\sqrt{3}$ | 1 | 1 | 0.2 | 0.2 | ∞ |
| 12 | Probe positioning with respect to phantom shell | B | 2.9 | R | $\sqrt{3}$ | 1 | 1 | 1.7 | 1.7 | ∞ |
| 13 | Post-processing | B | 1.0 | R | $\sqrt{3}$ | 1 | 1 | 0.6 | 0.6 | ∞ |
| Test sample related | | | | | | | | | | |
| 14 | Test sample positioning | A | 3.3 | N | 1 | 1 | 1 | 3.3 | 3.3 | 71 |
| 15 | Device holder uncertainty | A | 3.4 | N | 1 | 1 | 1 | 3.4 | 3.4 | 5 |
| 16 | Drift of output power | B | 5.0 | R | $\sqrt{3}$ | 1 | 1 | 2.9 | 2.9 | ∞ |
| Phantom and set-up | | | | | | | | | | |
| 17 | Phantom uncertainty | B | 4.0 | R | $\sqrt{3}$ | 1 | 1 | 2.3 | 2.3 | ∞ |
| 18 | Liquid conductivity (target) | B | 5.0 | R | $\sqrt{3}$ | 0.64 | 0.43 | 1.8 | 1.2 | ∞ |
| 19 | Liquid conductivity (meas.) | A | 2.06 | N | 1 | 0.64 | 0.43 | 1.32 | 0.89 | 43 |
| 20 | Liquid permittivity (target) | B | 5.0 | R | $\sqrt{3}$ | 0.6 | 0.49 | 1.7 | 1.4 | ∞ |
| 21 | Liquid permittivity (meas.) | A | 1.6 | N | 1 | 0.6 | 0.49 | 1.0 | 0.8 | 521 |

| | | | | | | | | | | |
|--|---|--|--|--|--|--|--|------|------|-----|
| Combined standard uncertainty | $u_c' = \sqrt{\sum_{i=1}^{21} c_i^2 u_i^2}$ | | | | | | | 9.55 | 9.43 | 257 |
| Expanded uncertainty (confidence interval of 95 %) | $u_e = 2u_c$ | | | | | | | 19.1 | 18.9 | |

16.2 Measurement Uncertainty for Normal SAR Tests (3~6GHz)

| No. | Error Description | Type | Uncertainty value | Probably Distribution | Div. | (Ci) 1g | (Ci) 10g | Std. Unc. (1g) | Std. Unc. (10g) | Degree of freedom |
|----------------------------|---|------|-------------------|-----------------------|------------|---------|----------|----------------|-----------------|-------------------|
| Measurement system | | | | | | | | | | |
| 1 | Probe calibration | B | 6.55 | N | 1 | 1 | 1 | 6.55 | 6.55 | ∞ |
| 2 | Isotropy | B | 4.7 | R | $\sqrt{3}$ | 0.7 | 0.7 | 1.9 | 1.9 | ∞ |
| 3 | Boundary effect | B | 2.0 | R | $\sqrt{3}$ | 1 | 1 | 1.2 | 1.2 | ∞ |
| 4 | Linearity | B | 4.7 | R | $\sqrt{3}$ | 1 | 1 | 2.7 | 2.7 | ∞ |
| 5 | Detection limit | B | 1.0 | R | $\sqrt{3}$ | 1 | 1 | 0.6 | 0.6 | ∞ |
| 6 | Readout electronics | B | 0.3 | R | $\sqrt{3}$ | 1 | 1 | 0.3 | 0.3 | ∞ |
| 7 | Response time | B | 0.8 | R | $\sqrt{3}$ | 1 | 1 | 0.5 | 0.5 | ∞ |
| 8 | Integration time | B | 2.6 | R | $\sqrt{3}$ | 1 | 1 | 1.5 | 1.5 | ∞ |
| 9 | RF ambient conditions-noise | B | 0 | R | $\sqrt{3}$ | 1 | 1 | 0 | 0 | ∞ |
| 10 | RFambient conditions-reflection | B | 0 | R | $\sqrt{3}$ | 1 | 1 | 0 | 0 | ∞ |
| 11 | Probe positioned mech. restrictions | B | 0.8 | R | $\sqrt{3}$ | 1 | 1 | 0.5 | 0.5 | ∞ |
| 12 | Probe positioning with respect to phantom shell | B | 6.7 | R | $\sqrt{3}$ | 1 | 1 | 3.9 | 3.9 | ∞ |
| 13 | Post-processing | B | 4.0 | R | $\sqrt{3}$ | 1 | 1 | 2.3 | 2.3 | ∞ |
| Test sample related | | | | | | | | | | |
| 14 | Test sample positioning | A | 3.3 | N | 1 | 1 | 1 | 3.3 | 3.3 | 71 |
| 15 | Device holder uncertainty | A | 3.4 | N | 1 | 1 | 1 | 3.4 | 3.4 | 5 |
| 16 | Drift of output power | B | 5.0 | R | $\sqrt{3}$ | 1 | 1 | 2.9 | 2.9 | ∞ |
| Phantom and set-up | | | | | | | | | | |
| 17 | Phantom uncertainty | B | 4.0 | R | $\sqrt{3}$ | 1 | 1 | 2.3 | 2.3 | ∞ |
| 18 | Liquid conductivity (target) | B | 5.0 | R | $\sqrt{3}$ | 0.64 | 0.43 | 1.8 | 1.2 | ∞ |
| 19 | Liquid conductivity (meas.) | A | 2.06 | N | 1 | 0.64 | 0.43 | 1.32 | 0.89 | 43 |
| 20 | Liquid permittivity (target) | B | 5.0 | R | $\sqrt{3}$ | 0.6 | 0.49 | 1.7 | 1.4 | ∞ |

| | | | | | | | | | | |
|--|-----------------------------|---|-----|---|---|-----|------|------|------|-----|
| 21 | Liquid permittivity (meas.) | A | 1.6 | N | 1 | 0.6 | 0.49 | 1.0 | 0.8 | 521 |
| Combined standard uncertainty | | $u'_c = \sqrt{\sum_{i=1}^{21} c_i^2 u_i^2}$ | | | | | | 10.7 | 10.6 | 257 |
| Expanded uncertainty (confidence interval of 95 %) | | $u_e = 2u_c$ | | | | | | 21.4 | 21.1 | |

16.3 Measurement Uncertainty for Fast SAR Tests (300MHz~3GHz)

| No. | Error Description | Type | Uncertainty value | Probably Distribution | Div. | (Ci) 1g | (Ci) 10g | Std. Unc. (1g) | Std. Unc. (10g) | Degree of freedom |
|----------------------------|---|------|-------------------|-----------------------|------------|---------|----------|----------------|-----------------|-------------------|
| Measurement system | | | | | | | | | | |
| 1 | Probe calibration | B | 6.0 | N | 1 | 1 | 1 | 6.0 | 6.0 | ∞ |
| 2 | Isotropy | B | 4.7 | R | $\sqrt{3}$ | 0.7 | 0.7 | 1.9 | 1.9 | ∞ |
| 3 | Boundary effect | B | 1.0 | R | $\sqrt{3}$ | 1 | 1 | 0.6 | 0.6 | ∞ |
| 4 | Linearity | B | 4.7 | R | $\sqrt{3}$ | 1 | 1 | 2.7 | 2.7 | ∞ |
| 5 | Detection limit | B | 1.0 | R | $\sqrt{3}$ | 1 | 1 | 0.6 | 0.6 | ∞ |
| 6 | Readout electronics | B | 0.3 | R | $\sqrt{3}$ | 1 | 1 | 0.3 | 0.3 | ∞ |
| 7 | Response time | B | 0.8 | R | $\sqrt{3}$ | 1 | 1 | 0.5 | 0.5 | ∞ |
| 8 | Integration time | B | 2.6 | R | $\sqrt{3}$ | 1 | 1 | 1.5 | 1.5 | ∞ |
| 9 | RF ambient conditions-noise | B | 0 | R | $\sqrt{3}$ | 1 | 1 | 0 | 0 | ∞ |
| 10 | RFambient conditions-reflection | B | 0 | R | $\sqrt{3}$ | 1 | 1 | 0 | 0 | ∞ |
| 11 | Probe positioned mech. Restrictions | B | 0.4 | R | $\sqrt{3}$ | 1 | 1 | 0.2 | 0.2 | ∞ |
| 12 | Probe positioning with respect to phantom shell | B | 2.9 | R | $\sqrt{3}$ | 1 | 1 | 1.7 | 1.7 | ∞ |
| 13 | Post-processing | B | 1.0 | R | $\sqrt{3}$ | 1 | 1 | 0.6 | 0.6 | ∞ |
| 14 | Fast SAR z-Approximation | B | 7.0 | R | $\sqrt{3}$ | 1 | 1 | 4.0 | 4.0 | ∞ |
| Test sample related | | | | | | | | | | |
| 15 | Test sample positioning | A | 3.3 | N | 1 | 1 | 1 | 3.3 | 3.3 | 71 |
| 16 | Device holder uncertainty | A | 3.4 | N | 1 | 1 | 1 | 3.4 | 3.4 | 5 |
| 17 | Drift of output power | B | 5.0 | R | $\sqrt{3}$ | 1 | 1 | 2.9 | 2.9 | ∞ |
| Phantom and set-up | | | | | | | | | | |
| 18 | Phantom uncertainty | B | 4.0 | R | $\sqrt{3}$ | 1 | 1 | 2.3 | 2.3 | ∞ |
| 19 | Liquid conductivity (target) | B | 5.0 | R | $\sqrt{3}$ | 0.64 | 0.43 | 1.8 | 1.2 | ∞ |

| | | | | | | | | | | |
|--|------------------------------|---|------|---|------------|------|------|------|------|----------|
| 20 | Liquid conductivity (meas.) | A | 2.06 | N | 1 | 0.64 | 0.43 | 1.32 | 0.89 | 43 |
| 21 | Liquid permittivity (target) | B | 5.0 | R | $\sqrt{3}$ | 0.6 | 0.49 | 1.7 | 1.4 | ∞ |
| 22 | Liquid permittivity (meas.) | A | 1.6 | N | 1 | 0.6 | 0.49 | 1.0 | 0.8 | 521 |
| Combined standard uncertainty | | $u'_c = \sqrt{\sum_{i=1}^{22} c_i^2 u_i^2}$ | | | | | | 10.4 | 10.3 | 257 |
| Expanded uncertainty (confidence interval of 95 %) | | $u_e = 2u_c$ | | | | | | 20.8 | 20.6 | |

16.4 Measurement Uncertainty for Fast SAR Tests (3~6GHz)

| No. | Error Description | Type | Uncertainty value | Probably Distribution | Div. | (Ci) 1g | (Ci) 10g | Std. Unc. (1g) | Std. Unc. (10g) | Degree of freedom |
|----------------------------|---|------|-------------------|-----------------------|------------|---------|----------|----------------|-----------------|-------------------|
| Measurement system | | | | | | | | | | |
| 1 | Probe calibration | B | 6.55 | N | 1 | 1 | 1 | 6.55 | 6.55 | ∞ |
| 2 | Isotropy | B | 4.7 | R | $\sqrt{3}$ | 0.7 | 0.7 | 1.9 | 1.9 | ∞ |
| 3 | Boundary effect | B | 2.0 | R | $\sqrt{3}$ | 1 | 1 | 1.2 | 1.2 | ∞ |
| 4 | Linearity | B | 4.7 | R | $\sqrt{3}$ | 1 | 1 | 2.7 | 2.7 | ∞ |
| 5 | Detection limit | B | 1.0 | R | $\sqrt{3}$ | 1 | 1 | 0.6 | 0.6 | ∞ |
| 6 | Readout electronics | B | 0.3 | R | $\sqrt{3}$ | 1 | 1 | 0.3 | 0.3 | ∞ |
| 7 | Response time | B | 0.8 | R | $\sqrt{3}$ | 1 | 1 | 0.5 | 0.5 | ∞ |
| 8 | Integration time | B | 2.6 | R | $\sqrt{3}$ | 1 | 1 | 1.5 | 1.5 | ∞ |
| 9 | RF ambient conditions-noise | B | 0 | R | $\sqrt{3}$ | 1 | 1 | 0 | 0 | ∞ |
| 10 | RFambient conditions-reflection | B | 0 | R | $\sqrt{3}$ | 1 | 1 | 0 | 0 | ∞ |
| 11 | Probe positioned mech. Restrictions | B | 0.8 | R | $\sqrt{3}$ | 1 | 1 | 0.5 | 0.5 | ∞ |
| 12 | Probe positioning with respect to phantom shell | B | 6.7 | R | $\sqrt{3}$ | 1 | 1 | 3.9 | 3.9 | ∞ |
| 13 | Post-processing | B | 1.0 | R | $\sqrt{3}$ | 1 | 1 | 0.6 | 0.6 | ∞ |
| 14 | Fast SAR z-Approximation | B | 14.0 | R | $\sqrt{3}$ | 1 | 1 | 8.1 | 8.1 | ∞ |
| Test sample related | | | | | | | | | | |
| 15 | Test sample positioning | A | 3.3 | N | 1 | 1 | 1 | 3.3 | 3.3 | 71 |
| 16 | Device holder uncertainty | A | 3.4 | N | 1 | 1 | 1 | 3.4 | 3.4 | 5 |

| | | | | | | | | | | |
|--|------------------------------|--|------|---|------------|------|------|------|------|----------|
| 17 | Drift of output power | B | 5.0 | R | $\sqrt{3}$ | 1 | 1 | 2.9 | 2.9 | ∞ |
| Phantom and set-up | | | | | | | | | | |
| 18 | Phantom uncertainty | B | 4.0 | R | $\sqrt{3}$ | 1 | 1 | 2.3 | 2.3 | ∞ |
| 19 | Liquid conductivity (target) | B | 5.0 | R | $\sqrt{3}$ | 0.64 | 0.43 | 1.8 | 1.2 | ∞ |
| 20 | Liquid conductivity (meas.) | A | 2.06 | N | 1 | 0.64 | 0.43 | 1.32 | 0.89 | 43 |
| 21 | Liquid permittivity (target) | B | 5.0 | R | $\sqrt{3}$ | 0.6 | 0.49 | 1.7 | 1.4 | ∞ |
| 22 | Liquid permittivity (meas.) | A | 1.6 | N | 1 | 0.6 | 0.49 | 1.0 | 0.8 | 521 |
| Combined standard uncertainty | | $u_c = \sqrt{\sum_{i=1}^{22} c_i^2 u_i^2}$ | | | | | | 13.5 | 13.4 | 257 |
| Expanded uncertainty (confidence interval of 95 %) | | $u_e = 2u_c$ | | | | | | 27.0 | 26.8 | |

17 MAIN TEST INSTRUMENTS

Table 17.1: List of Main Instruments

| No. | Name | Type | Serial Number | Calibration Date | Valid Period |
|-----|-----------------------|---------------|---------------|--------------------------|--------------|
| 01 | Network analyzer | E5071C | MY46110673 | January 14, 2022 | One year |
| 02 | Power sensor | NRP110T | 101139 | January 13, 2022 | One year |
| 03 | Power sensor | NRP110T | 101159 | January 13, 2022 | One year |
| 04 | Signal Generator | E4438C | MY49071430 | January 13, 2022 | One year |
| 05 | Amplifier | 60S1G4 | 0331848 | No Calibration Requested | |
| 06 | BTS | CMW500 | 159850 | January 24, 2022 | One year |
| 07 | E-field Probe | SPEAG EX3DV4 | 7464 | January 26,2022 | One year |
| 08 | DAE | SPEAG DAE4 | 549 | January 07, 2022 | One year |
| 09 | E-field Probe | SPEAG EX3DV4 | 7600 | December 29, 2021 | One year |
| 10 | DAE | SPEAG DAE4 | 777 | January 07, 2022 | One year |
| 11 | Dipole Validation Kit | SPEAG D750V3 | 1017 | July 20,2022 | One year |
| 12 | Dipole Validation Kit | SPEAG D900V2 | 1d051 | July 26,2022 | One year |
| 13 | Dipole Validation Kit | SPEAG D1750V2 | 1003 | July 18,2022 | One year |
| 14 | Dipole Validation Kit | SPEAG D1900V2 | 5d101 | July 26,2022 | One year |
| 15 | Dipole Validation Kit | SPEAG D2300V2 | 1018 | July 20,2022 | One year |
| 16 | Dipole Validation Kit | SPEAG D2450V2 | 853 | July 20,2022 | One year |
| 17 | Dipole Validation Kit | SPEAG D2600V2 | 1012 | July 26,2022 | One year |
| 18 | Dipole Validation Kit | SPEAG D3300V2 | 1011 | July 01,2022 | One year |
| 19 | Dipole Validation Kit | SPEAG D3500V2 | 1016 | July 01,2022 | One year |
| 20 | Dipole Validation Kit | SPEAG D3700V2 | 1004 | July 01,2022 | One year |
| 21 | Dipole Validation Kit | SPEAG D3900V2 | 1024 | July 01,2022 | One year |
| 22 | Dipole Validation Kit | SPEAG D5GHzV2 | 1262 | January 22,2022 | One year |

END OF REPORT BODY

ANNEX A Graph Results

GSM850_CH251 Right Cheek

Date: 10/6/2022

Electronics: DAE4 Sn549

Medium: head 835 MHz

Medium parameters used: $f = 848.8$; $\sigma = 0.921$ mho/m; $\epsilon_r = 41.24$; $\rho = 1000$ kg/m³

Ambient Temperature: 22.5°C, Liquid Temperature: 22.3°C

Communication System: GSM850 848.8 Duty Cycle: 1:8.3

Probe: EX3DV4 – SN7464 ConvF(9.96,9.96,9.96)

Area Scan (71x121x1): Interpolated grid: dx=1.500 mm, dy=1.500 mm

Maximum value of SAR (interpolated) = 0.419 W/kg

Zoom Scan (7x7x7)/Cube 0: Measurement grid: dx=8mm, dy=8mm, dz=5mm

Reference Value = 5.162 V/m; Power Drift = -0.08 dB

Peak SAR (extrapolated) = 0.505 W/kg

SAR(1 g) = 0.329 W/kg; SAR(10 g) = 0.21 W/kg

Maximum value of SAR (measured) = 0.349 W/kg

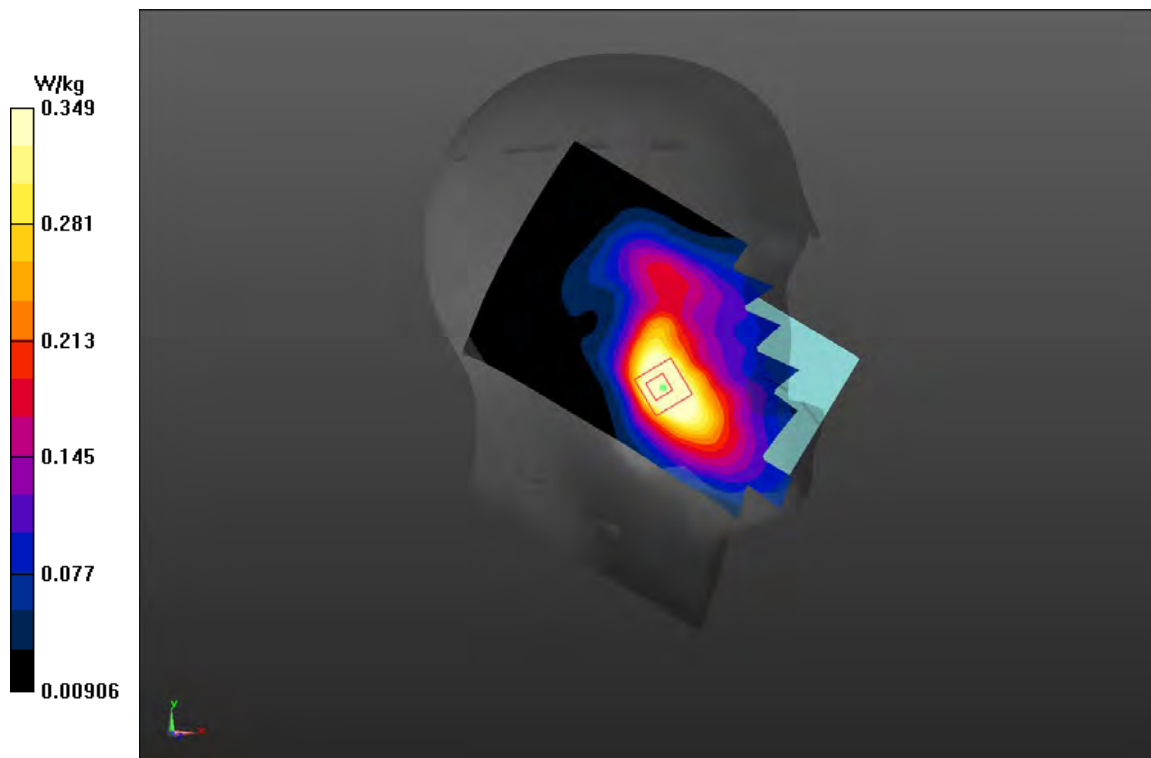


Fig A.1

GSM850_CH251 GPRS(2TX) Rear 10mm

Date: 10/6/2022

Electronics: DAE4 Sn549

Medium: head 835 MHz

Medium parameters used: $f = 848.8$; $\sigma = 0.905$ mho/m; $\epsilon_r = 41.37$; $\rho = 1000$ kg/m³

Ambient Temperature: 22.5°C, Liquid Temperature: 22.3°C

Communication System: GSM850 848.8 Duty Cycle: 1:4

Probe: EX3DV4 – SN7464 ConvF(9.96,9.96,9.96)

Area Scan (71x121x1): Interpolated grid: dx=1.500 mm, dy=1.500 mm

Maximum value of SAR (interpolated) = 0.578 W/kg

Zoom Scan (7x7x7)/Cube 0: Measurement grid: dx=8mm, dy=8mm, dz=5mm

Reference Value = 15.08 V/m; Power Drift = 0.06 dB

Peak SAR (extrapolated) = 1.28 W/kg

SAR(1 g) = 0.51 W/kg; SAR(10 g) = 0.212 W/kg

Maximum value of SAR (measured) = 0.560 W/kg

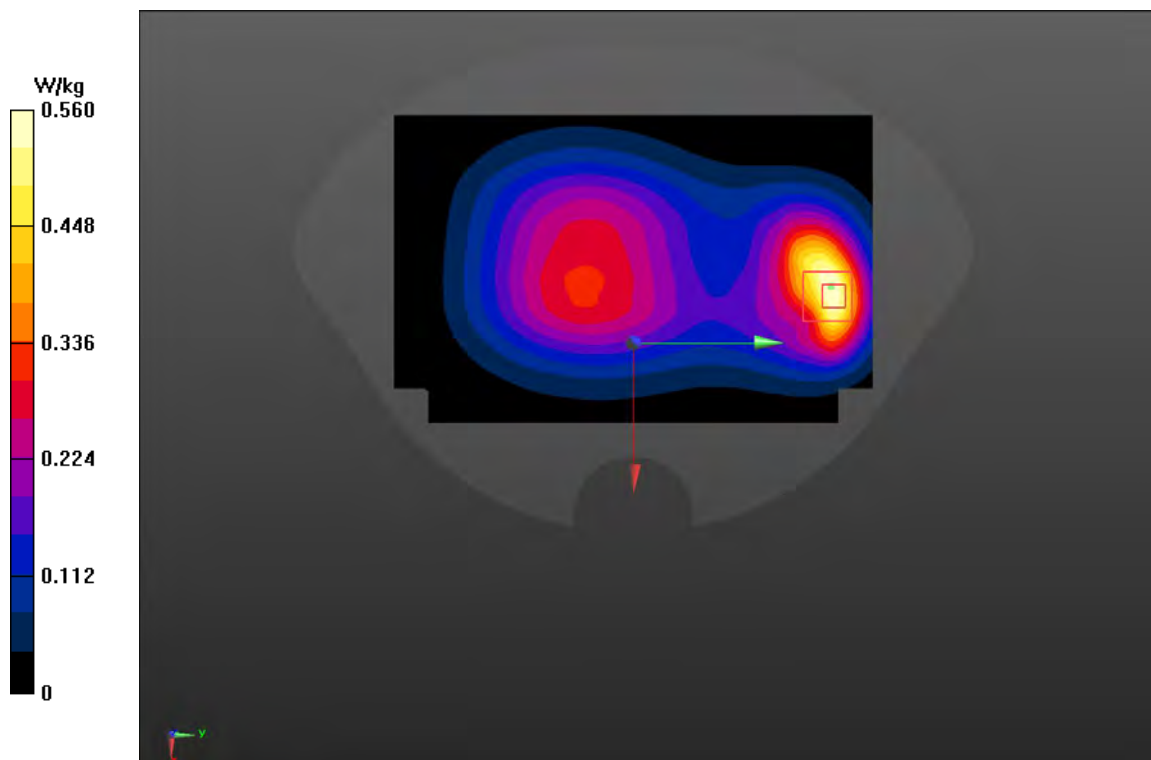


Fig A.2

PCS1900_CH661 Righ Cheek

Date: 10/9/2022

Electronics: DAE4 Sn549

Medium: head 1900 MHz

Medium parameters used: $f = 1880$; $\sigma = 1.371$ mho/m; $\epsilon_r = 39.57$; $\rho = 1000$ kg/m³

Ambient Temperature: 22.5°C, Liquid Temperature: 22.3°C

Communication System: PCS1900 1880 Duty Cycle: 1:8.3

Probe: EX3DV4 – SN7464 ConvF(8.52,8.52,8.52)

Area Scan (71x121x1): Interpolated grid: dx=1.500 mm, dy=1.500 mm

Maximum value of SAR (interpolated) = 0.34 W/kg

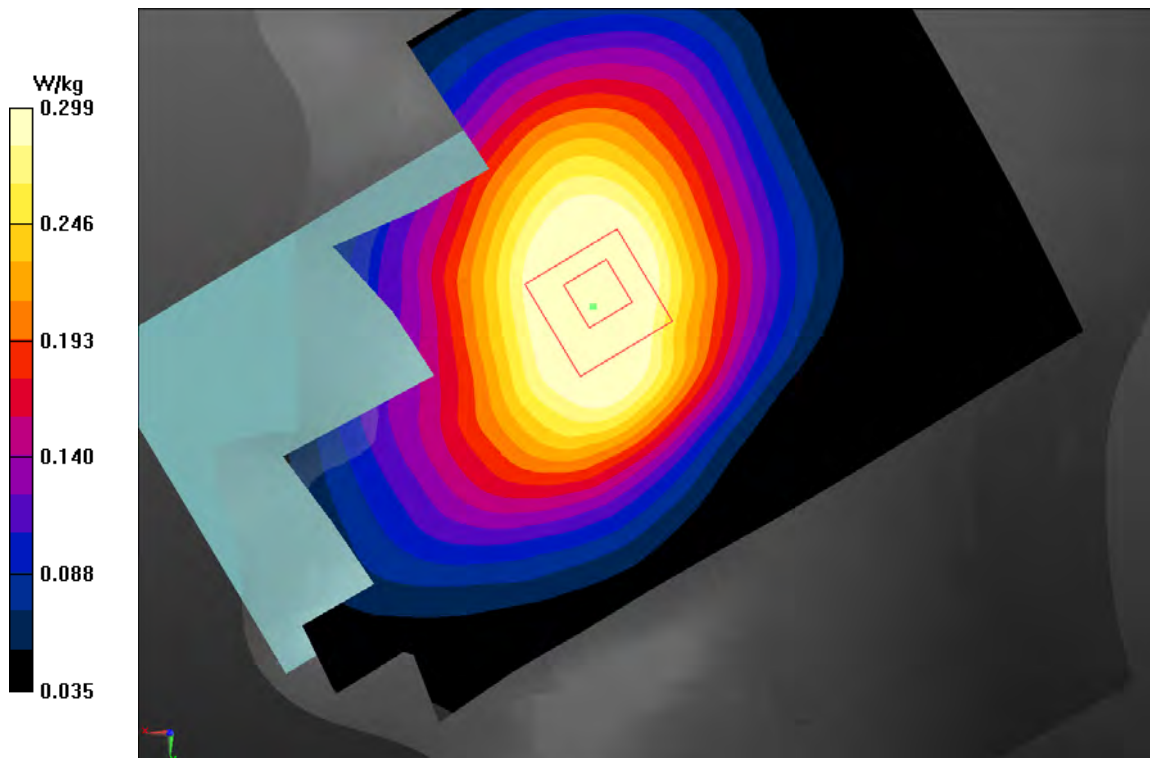
Zoom Scan (7x7x7)/Cube 0: Measurement grid: dx=8mm, dy=8mm, dz=5mm

Reference Value = 5.232 V/m; Power Drift = -0.04 dB

Peak SAR (extrapolated) = 0.356 W/kg

SAR(1 g) = 0.286 W/kg; SAR(10 g) = 0.218 W/kg

Maximum value of SAR (measured) = 0.299 W/kg

**Fig A.3**

PCS1900_CH661 GPRS(1TX) Rear 10mm

Date: 10/9/2022

Electronics: DAE4 Sn549

Medium: head 1900 MHz

Medium parameters used: $f = 1880$; $\sigma = 1.396$ mho/m; $\epsilon_r = 39.94$; $\rho = 1000$ kg/m³

Ambient Temperature: 22.5°C, Liquid Temperature: 22.3°C

Communication System: PCS1900 1880 Duty Cycle: 1:4

Probe: EX3DV4 – SN7464 ConvF(8.52,8.52,8.52)

Area Scan (71x121x1): Interpolated grid: dx=1.500 mm, dy=1.500 mm

Maximum value of SAR (interpolated) = 0.962 W/kg

Zoom Scan (7x7x7)/Cube 0: Measurement grid: dx=8mm, dy=8mm, dz=5mm

Reference Value = 11.63 V/m; Power Drift = 0.25 dB

Peak SAR (extrapolated) = 1.94 W/kg

SAR(1 g) = 0.648 W/kg; SAR(10 g) = 0.259 W/kg

Maximum value of SAR (measured) = 0.811 W/kg

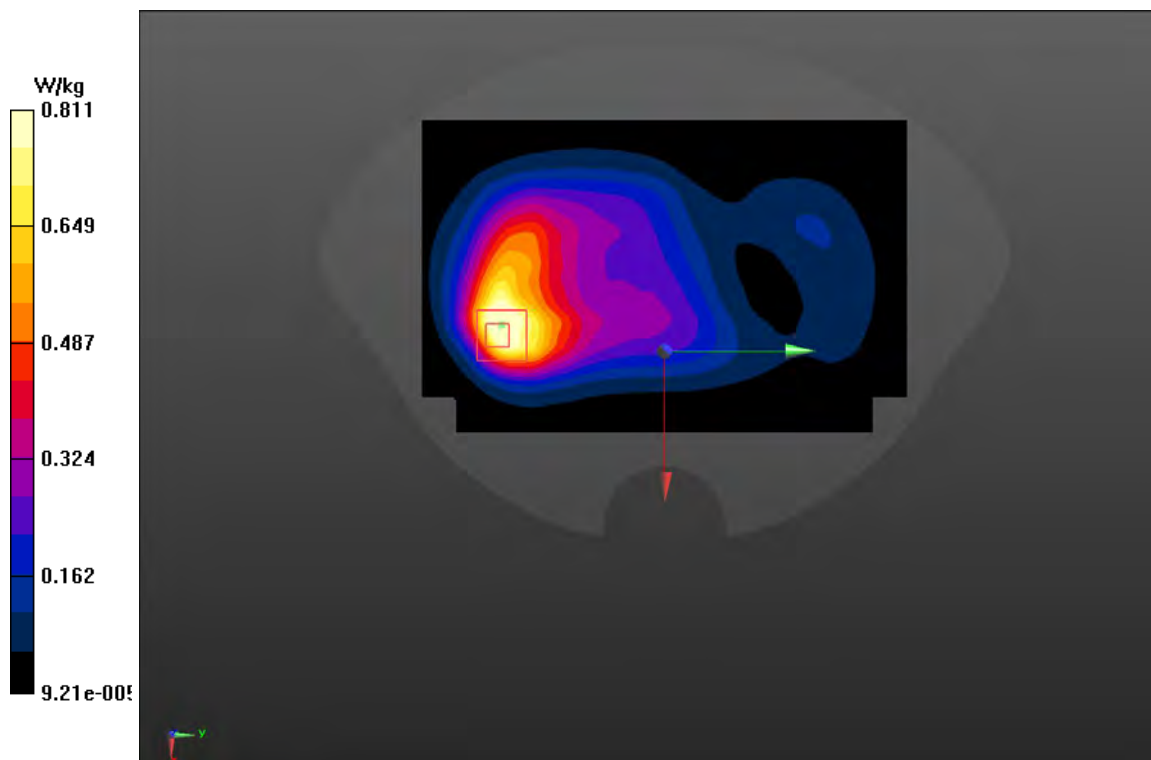


Fig A.4

WCDMA1900-BII_CH9262 Left Cheek

Date: 10/9/2022

Electronics: DAE4 Sn549

Medium: head 1900 MHz

Medium parameters used: $f = 1852.4$; $\sigma = 1.344$ mho/m; $\epsilon_r = 39.61$; $\rho = 1000$ kg/m³

Ambient Temperature: 22.5°C, Liquid Temperature: 22.3°C

Communication System: WCDMA1900-BII 1852.4 Duty Cycle: 1:1

Probe: EX3DV4 – SN7464 ConvF(8.52,8.52,8.52)

Area Scan (71x121x1): Interpolated grid: dx=1.500 mm, dy=1.500 mm

Maximum value of SAR (interpolated) = 0.794 W/kg

Zoom Scan (7x7x7)/Cube 0: Measurement grid: dx=8mm, dy=8mm, dz=5mm

Reference Value = 6.553 V/m; Power Drift = -0.2 dB

Peak SAR (extrapolated) = 0.957 W/kg

SAR(1 g) = 0.615 W/kg; SAR(10 g) = 0.389 W/kg

Maximum value of SAR (measured) = 0.664 W/kg

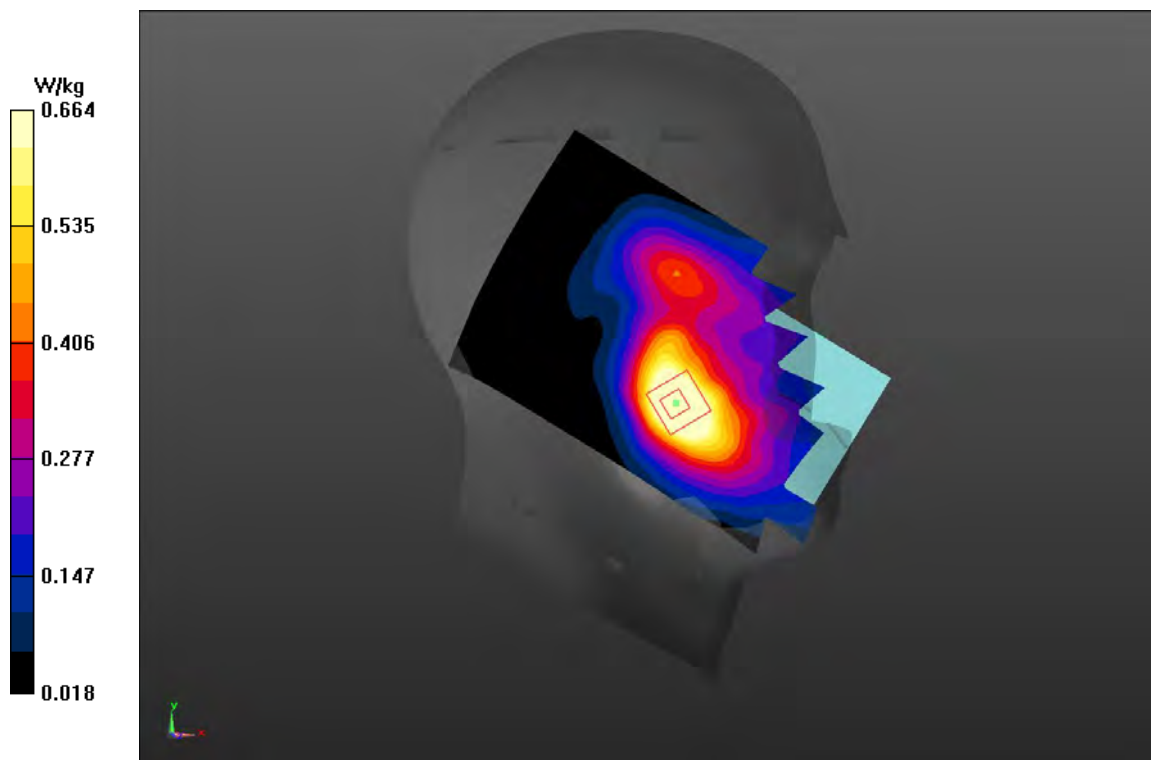


Fig A.5

WCDMA1900-BII_CH9262 Left Edge 13mm

Date: 10/9/2022

Electronics: DAE4 Sn549

Medium: head 1900 MHz

Medium parameters used: $f = 1852.4$; $\sigma = 1.369$ mho/m; $\epsilon_r = 39.98$; $\rho = 1000$ kg/m³

Ambient Temperature: 22.5°C, Liquid Temperature: 22.3°C

Communication System: WCDMA1900-BII 1852.4 Duty Cycle: 1:1

Probe: EX3DV4 – SN7464 ConvF(8.52,8.52,8.52)

Area Scan (71x121x1): Interpolated grid: dx=1.500 mm, dy=1.500 mm

Maximum value of SAR (interpolated) = 1.17 W/kg

Zoom Scan (7x7x7)/Cube 0: Measurement grid: dx=8mm, dy=8mm, dz=5mm

Reference Value = 18.84 V/m; Power Drift = 0.11 dB

Peak SAR (extrapolated) = 1.35 W/kg

SAR(1 g) = 0.69 W/kg; SAR(10 g) = 0.4 W/kg

Maximum value of SAR (measured) = 1.13W/kg

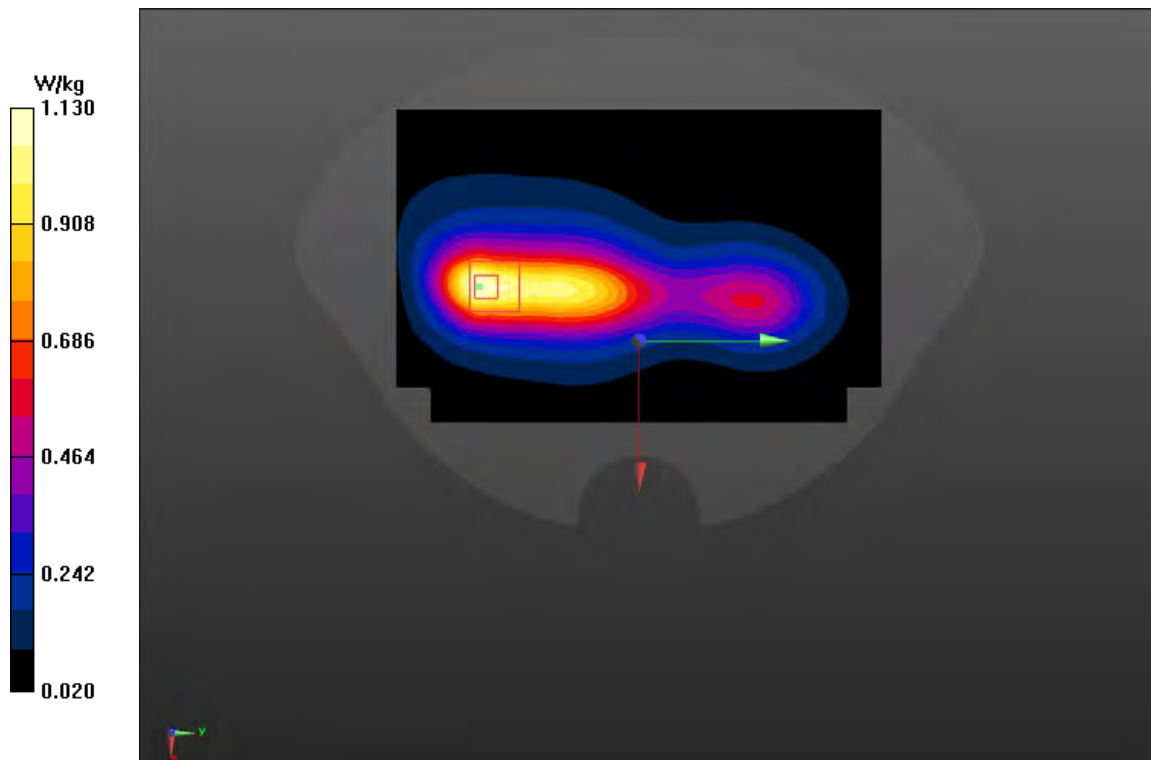


Fig A.6

WCDMA1700-BIV_CH1513 Right Cheek

Date: 10/8/2022

Electronics: DAE4 Sn549

Medium: head 1750 MHz

Medium parameters used: $f = 1752.6$; $\sigma = 1.383$ mho/m; $\epsilon_r = 40.68$; $\rho = 1000$ kg/m³

Ambient Temperature: 22.5°C, Liquid Temperature: 22.3°C

Communication System: WCDMA1700-BIV 1752.6 Duty Cycle: 1:1

Probe: EX3DV4 – SN7464 ConvF(8.64,8.64,8.64)

Area Scan (71x121x1): Interpolated grid: dx=1.500 mm, dy=1.500 mm

Maximum value of SAR (interpolated) = 0.548 W/kg


Zoom Scan (7x7x7)/Cube 0: Measurement grid: dx=8mm, dy=8mm, dz=5mm

Reference Value = 6.85 V/m; Power Drift = -0.12 dB

Peak SAR (extrapolated) = 0.585 W/kg

SAR(1 g) = 0.376 W/kg; SAR(10 g) = 0.237 W/kg

Maximum value of SAR (measured) = 0.404 W/kg

**Fig A.7**

WCDMA1700-BIV_CH1513 Left Edge 13mm

Date: 10/8/2022

Electronics: DAE4 Sn549

Medium: head 1750 MHz

Medium parameters used: $f = 1752.6$; $\sigma = 1.395$ mho/m; $\epsilon_r = 39.95$; $\rho = 1000$ kg/m³

Ambient Temperature: 22.5°C, Liquid Temperature: 22.3°C

Communication System: WCDMA1700-BIV 1752.6 Duty Cycle: 1:1

Probe: EX3DV4 – SN7464 ConvF(8.64,8.64,8.64)

Area Scan (71x121x1): Interpolated grid: dx=1.500 mm, dy=1.500 mm

Maximum value of SAR (interpolated) = 1.09 W/kg

Zoom Scan (7x7x7)/Cube 0: Measurement grid: dx=8mm, dy=8mm, dz=5mm

Reference Value = 17.1 V/m; Power Drift = 0.05 dB

Peak SAR (extrapolated) = 1.26 W/kg

SAR(1 g) = 0.651 W/kg; SAR(10 g) = 0.394 W/kg

Maximum value of SAR (measured) = 1.05 W/kg

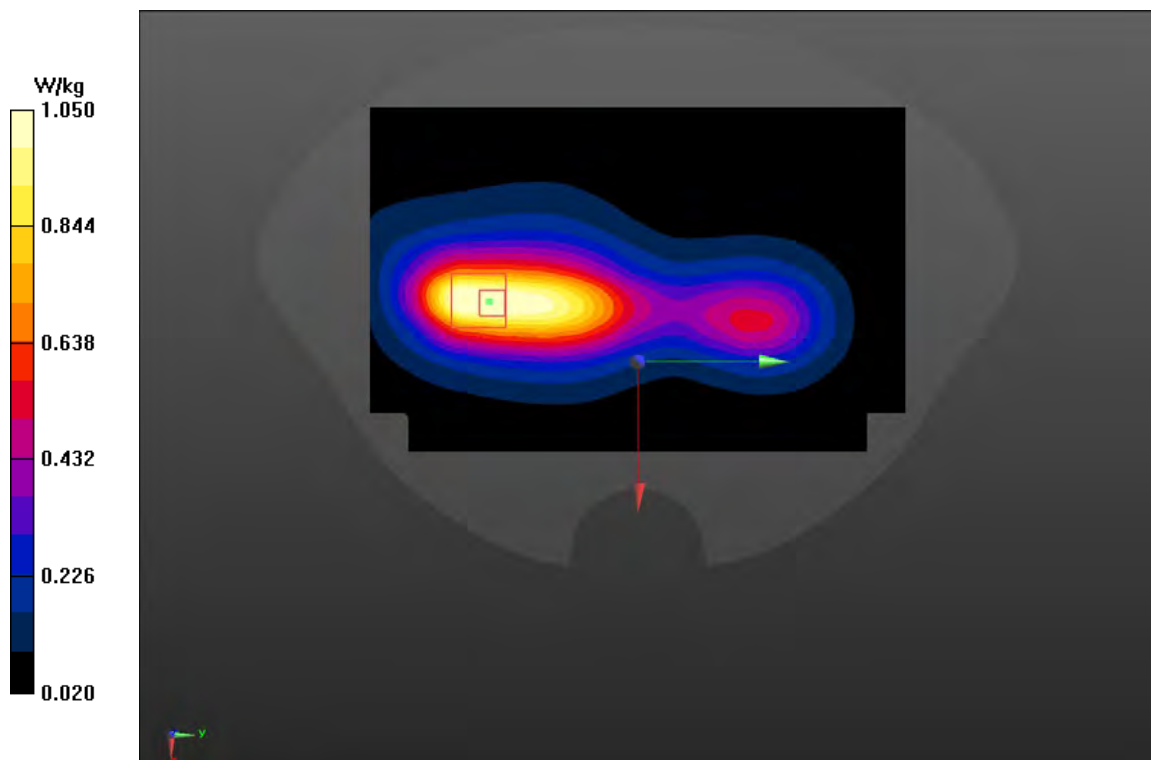


Fig A.8

WCDMA850-BV_CH4183 Right Cheek

Date: 10/6/2022

Electronics: DAE4 Sn549

Medium: head 835 MHz

Medium parameters used: $f = 836.6$; $\sigma = 0.91$ mho/m; $\epsilon_r = 41.26$; $\rho = 1000$ kg/m³

Ambient Temperature: 22.5°C, Liquid Temperature: 22.3°C

Communication System: WCDMA850-BV 836.6 Duty Cycle: 1:1

Probe: EX3DV4 – SN7464 ConvF(9.96,9.96,9.96)

Area Scan (71x121x1): Interpolated grid: dx=1.500 mm, dy=1.500 mm

Maximum value of SAR (interpolated) = 0.419 W/kg

Zoom Scan (7x7x7)/Cube 0: Measurement grid: dx=8mm, dy=8mm, dz=5mm

Reference Value = 5.162 V/m; Power Drift = 0.21 dB

Peak SAR (extrapolated) = 0.505 W/kg

SAR(1 g) = 0.299 W/kg; SAR(10 g) = 0.231 W/kg

Maximum value of SAR (measured) = 0.311 W/kg

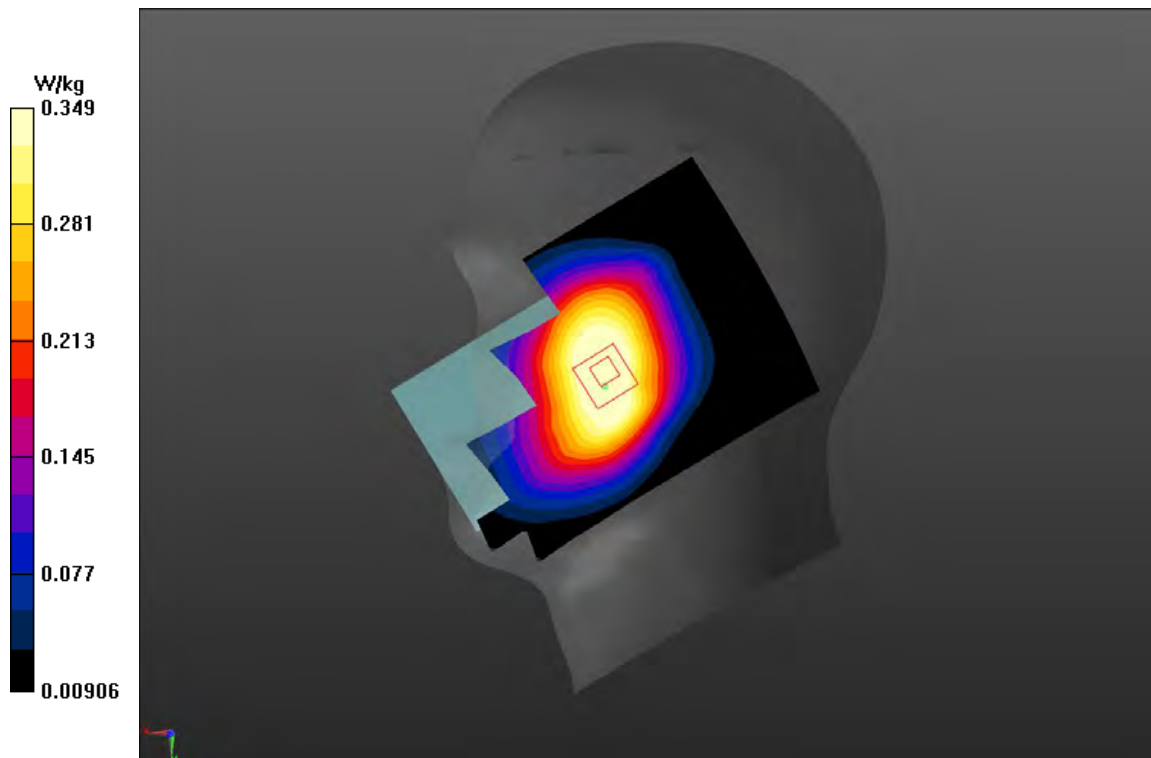


Fig A.9

WCDMA850-BV_CH4183 Rear 10mm

Date: 10/6/2022

Electronics: DAE4 Sn549

Medium: head 835 MHz

Medium parameters used: $f = 836.6$; $\sigma = 0.894$ mho/m; $\epsilon_r = 41.39$; $\rho = 1000$ kg/m³

Ambient Temperature: 22.5°C, Liquid Temperature: 22.3°C

Communication System: WCDMA850-BV 836.6 Duty Cycle: 1:1

Probe: EX3DV4 – SN7464 ConvF(9.96,9.96,9.96)

Area Scan (71x121x1): Interpolated grid: dx=1.500 mm, dy=1.500 mm

Maximum value of SAR (interpolated) = 0.578 W/kg

Zoom Scan (7x7x7)/Cube 0: Measurement grid: dx=8mm, dy=8mm, dz=5mm

Reference Value = 15.08 V/m; Power Drift = -0.3 dB

Peak SAR (extrapolated) = 1.28 W/kg

SAR(1 g) = 0.635 W/kg; SAR(10 g) = 0.375 W/kg

Maximum value of SAR (measured) = 0.924 W/kg

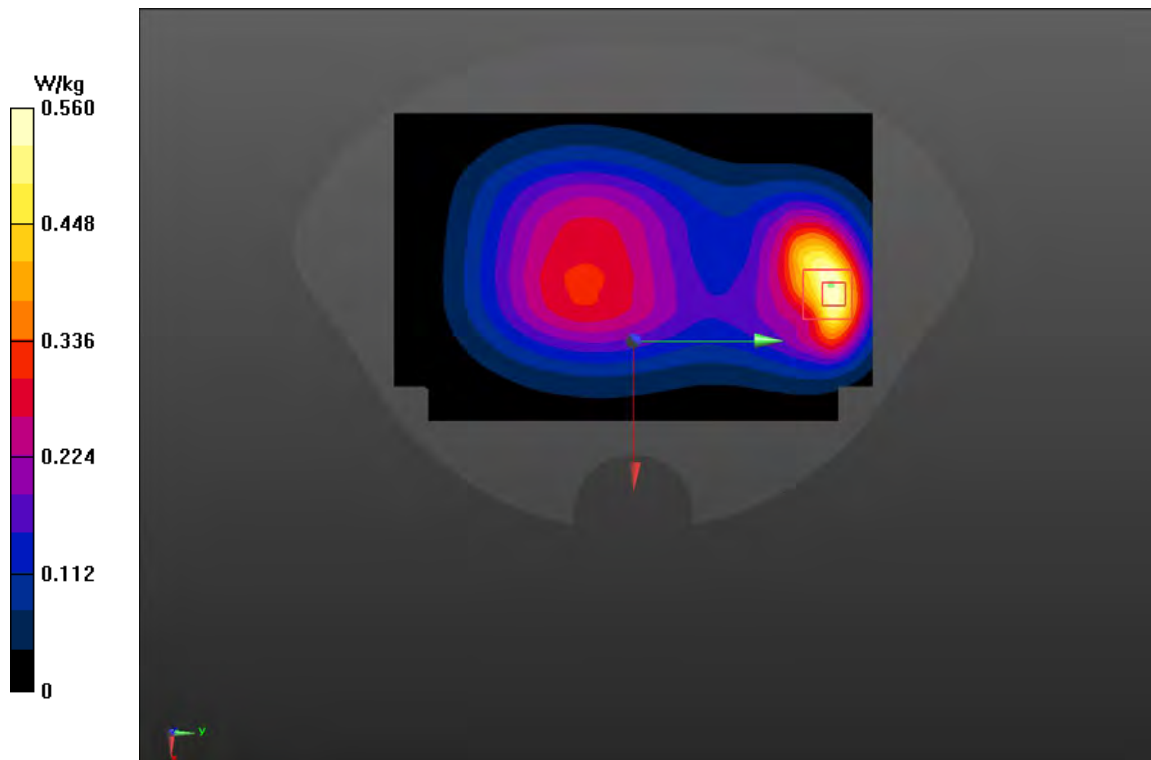


Fig A.10

LTE1900-FDD2_CH18900 50RB-Middle Right Tilt

Date: 10/10/2022

Electronics: DAE4 Sn549

Medium: head 1900 MHz

Medium parameters used: $f = 1880$ MHz; $\sigma = 1.371$ mho/m; $\epsilon_r = 39.57$; $\rho = 1000$ kg/m³

Ambient Temperature: 22.5°C, Liquid Temperature: 22.3°C

Communication System: LTE1900-FDD2 1880 MHz Duty Cycle: 1:1

Probe: EX3DV4 – SN7464 ConvF(8.52,8.52,8.52)

Area Scan (71x121x1): Interpolated grid: dx=1.500 mm, dy=1.500 mm

Maximum value of SAR (interpolated) = 1.2 W/kg

Zoom Scan (7x7x7)/Cube 0: Measurement grid: dx=8mm, dy=8mm, dz=5mm

Reference Value = 14.66 V/m; Power Drift = 0.12 dB

Peak SAR (extrapolated) = 1.43 W/kg

SAR(1 g) = 0.665 W/kg; SAR(10 g) = 0.301 W/kg

Maximum value of SAR (measured) = 0.738 W/kg

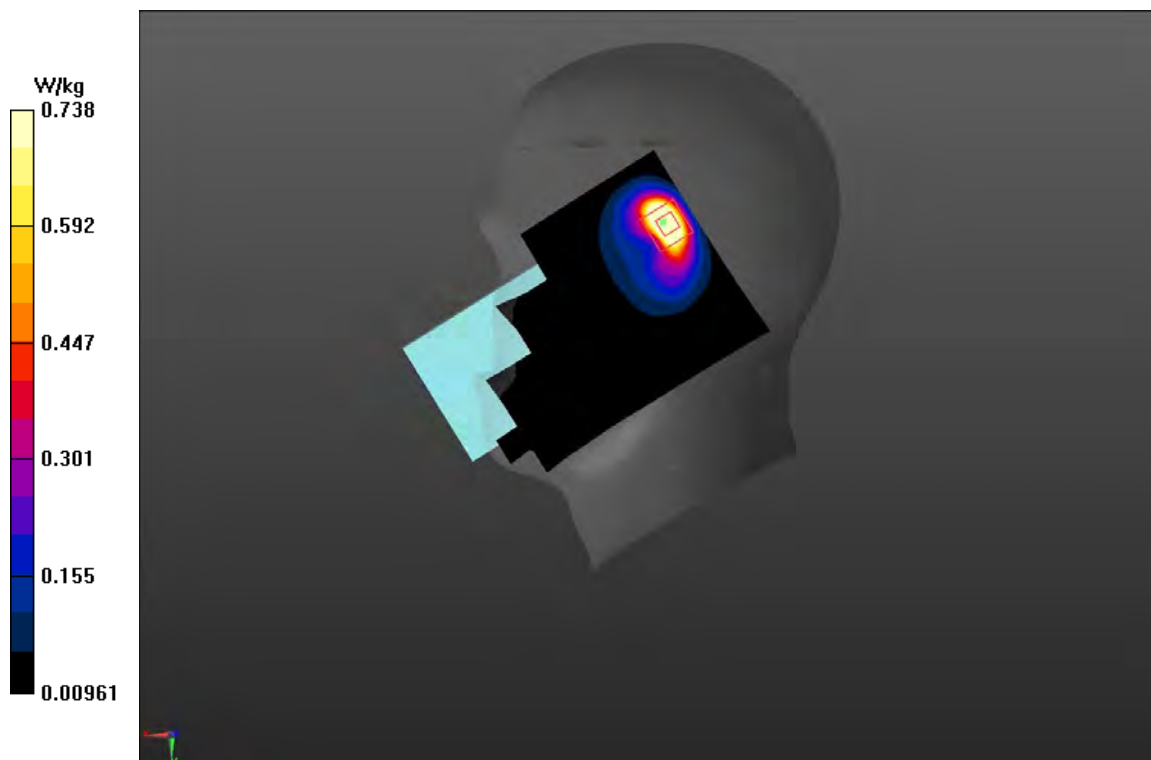


Fig A.11

LTE1900-FDD2_CH18900 1RB-Low Top Edge 24mm

Date: 10/10/2022

Electronics: DAE4 Sn549

Medium: head 1900 MHz

Medium parameters used: $f = 1880$ MHz; $\sigma = 1.396$ mho/m; $\epsilon_r = 39.94$; $\rho = 1000$ kg/m³

Ambient Temperature: 22.5°C, Liquid Temperature: 22.3°C

Communication System: LTE1900-FDD2 1880 MHz Duty Cycle: 1:1

Probe: EX3DV4 – SN7464 ConvF(8.52,8.52,8.52)

Area Scan (71x121x1): Interpolated grid: dx=1.500 mm, dy=1.500 mm

Maximum value of SAR (interpolated) = 0.303 W/kg

Zoom Scan (7x7x7)/Cube 0: Measurement grid: dx=8mm, dy=8mm, dz=5mm

Reference Value = 16.94 V/m; Power Drift = -0.1 dB

Peak SAR (extrapolated) = 0.359 W/kg

SAR(1 g) = 0.212 W/kg; SAR(10 g) = 0.126 W/kg

Maximum value of SAR (measured) = 0.303 W/kg

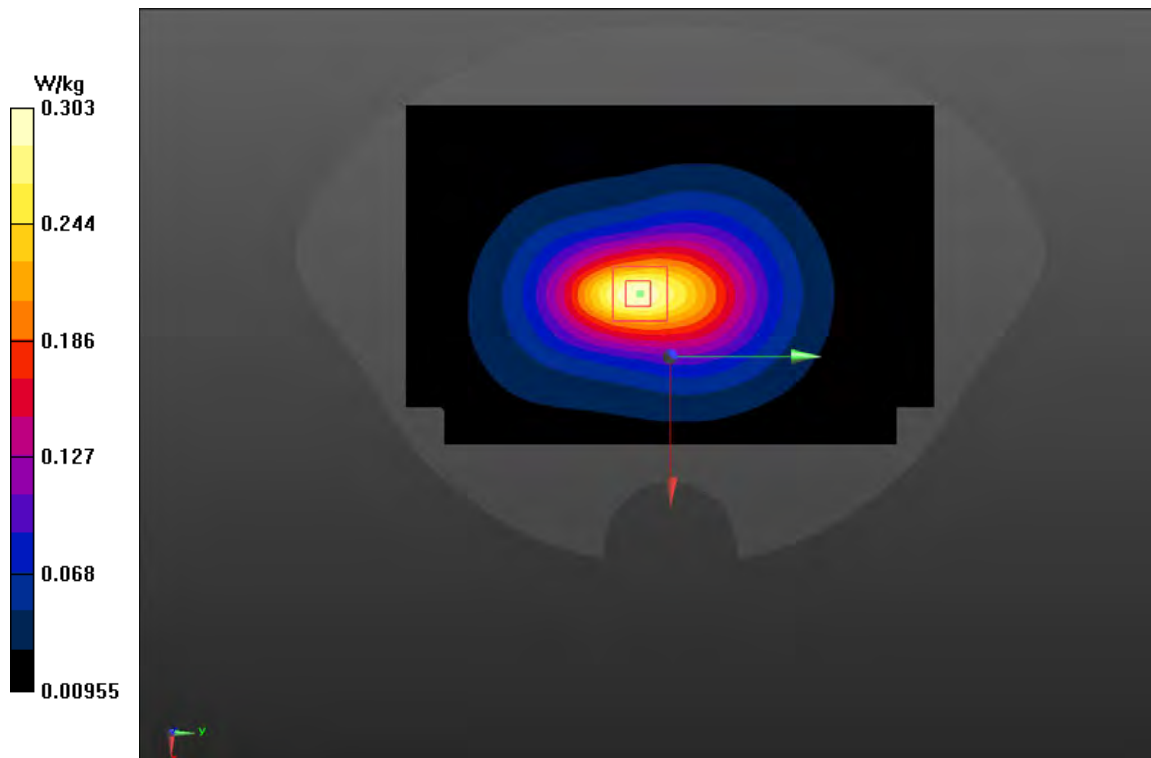


Fig A.12

LTE700-FDD12_CH23130 1RB-Low Right Cheek

Date: 10/4/2022

Electronics: DAE4 Sn549

Medium: head 750 MHz

Medium parameters used: $f = 711$ MHz; $\sigma = 0.843$ mho/m; $\epsilon_r = 41.76$; $\rho = 1000$ kg/m³

Ambient Temperature: 22.5°C, Liquid Temperature: 22.3°C

Communication System: LTE700-FDD12 711 MHz Duty Cycle: 1:1

Probe: EX3DV4 – SN7464 ConvF(10.26,10.26,10.26)

Area Scan (71x121x1): Interpolated grid: dx=1.500 mm, dy=1.500 mm

Maximum value of SAR (interpolated) = 0.35 W/kg

Zoom Scan (7x7x7)/Cube 0: Measurement grid: dx=8mm, dy=8mm, dz=5mm

Reference Value = 4.939 V/m; Power Drift = -0.15 dB

Peak SAR (extrapolated) = 0.363 W/kg

SAR(1 g) = 0.291 W/kg; SAR(10 g) = 0.222 W/kg

Maximum value of SAR (measured) = 0.303 W/kg

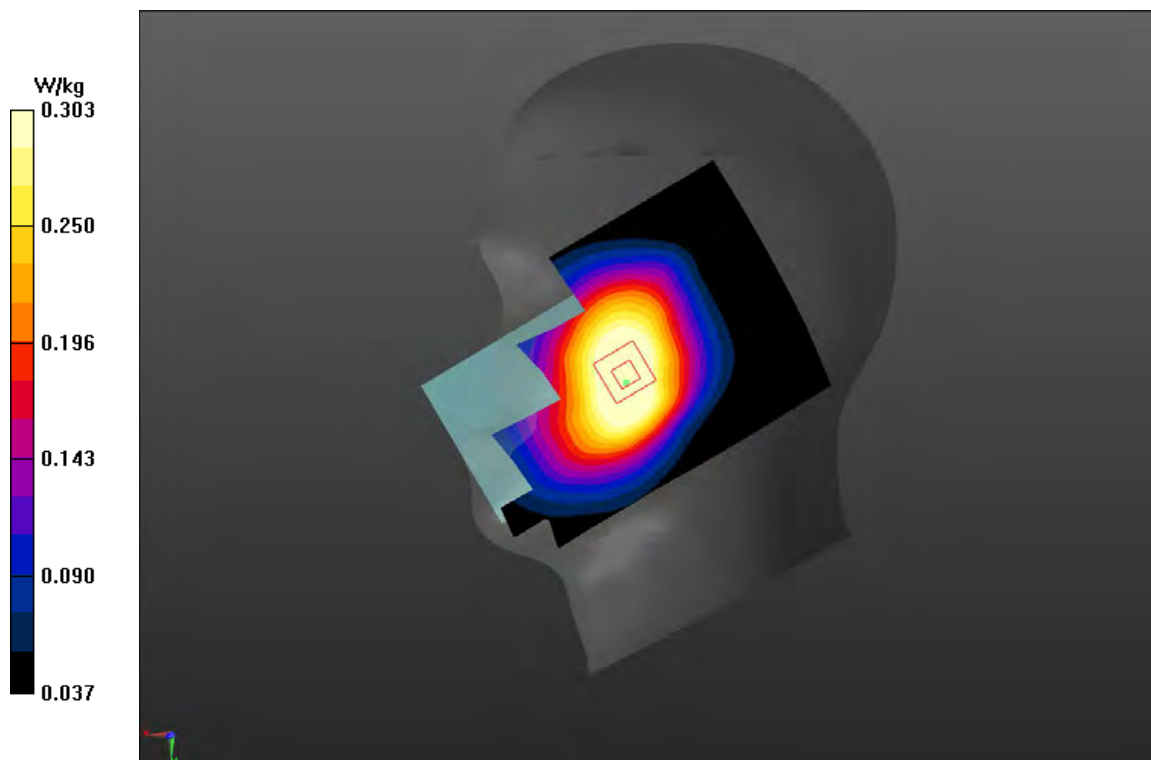


Fig A.13

LTE700-FDD12_CH23130 1RB-Low Rear 10mm

Date: 10/4/2022

Electronics: DAE4 Sn549

Medium: head 750 MHz

Medium parameters used: $f = 711 \text{ MHz}$; $\sigma = 0.856 \text{ mho/m}$; $\epsilon_r = 42.62$; $\rho = 1000 \text{ kg/m}^3$

Ambient Temperature: 22.5°C , Liquid Temperature: 22.3°C

Communication System: LTE700-FDD12 711 MHz Duty Cycle: 1:1

Probe: EX3DV4 – SN7464 ConvF(10.26,10.26,10.26)

Area Scan (71x121x1): Interpolated grid: $dx=1.500 \text{ mm}$, $dy=1.500 \text{ mm}$

Maximum value of SAR (interpolated) = 0.448 W/kg

Zoom Scan (7x7x7)/Cube 0: Measurement grid: $dx=8\text{mm}$, $dy=8\text{mm}$, $dz=5\text{mm}$

Reference Value = 21.86 V/m ; Power Drift = 0.08 dB

Peak SAR (extrapolated) = 0.55 W/kg

SAR(1 g) = 0.3 W/kg ; SAR(10 g) = 0.181 W/kg

Maximum value of SAR (measured) = 0.449 W/kg

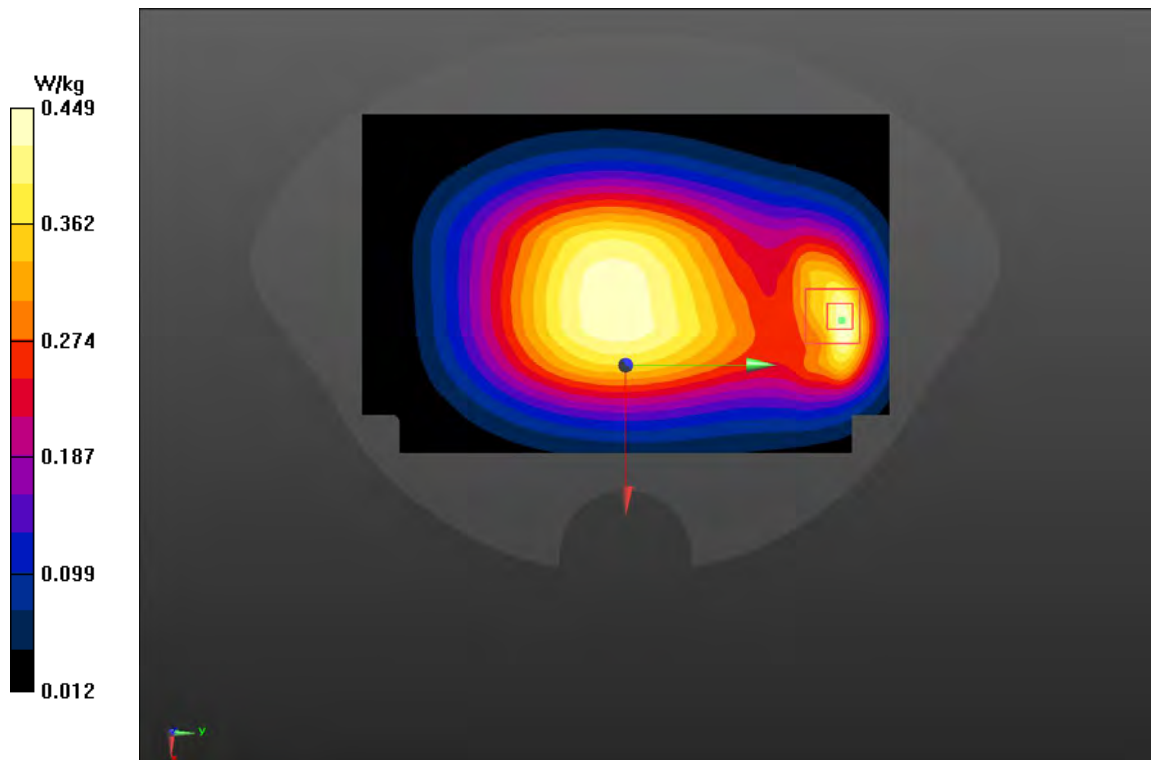


Fig A.14

LTE700-FDD14_CH23330 1RB-Low Right Cheek

Date: 10/4/2022

Electronics: DAE4 Sn549

Medium: head 750 MHz

Medium parameters used: $f = 793$ MHz; $\sigma = 0.921$ mho/m; $\epsilon_r = 41.66$; $\rho = 1000$ kg/m³

Ambient Temperature: 22.5°C, Liquid Temperature: 22.3°C

Communication System: LTE700-FDD14 793 MHz Duty Cycle: 1:1

Probe: EX3DV4 – SN7464 ConvF(10.26,10.26,10.26)

Area Scan (71x121x1): Interpolated grid: dx=1.500 mm, dy=1.500 mm

Maximum value of SAR (interpolated) = 0.299 W/kg

Zoom Scan (7x7x7)/Cube 0: Measurement grid: dx=8mm, dy=8mm, dz=5mm

Reference Value = 3.985 V/m; Power Drift = -0.04 dB

Peak SAR (extrapolated) = 0.317 W/kg

SAR(1 g) = 0.251 W/kg; SAR(10 g) = 0.189 W/kg

Maximum value of SAR (measured) = 0.261 W/kg

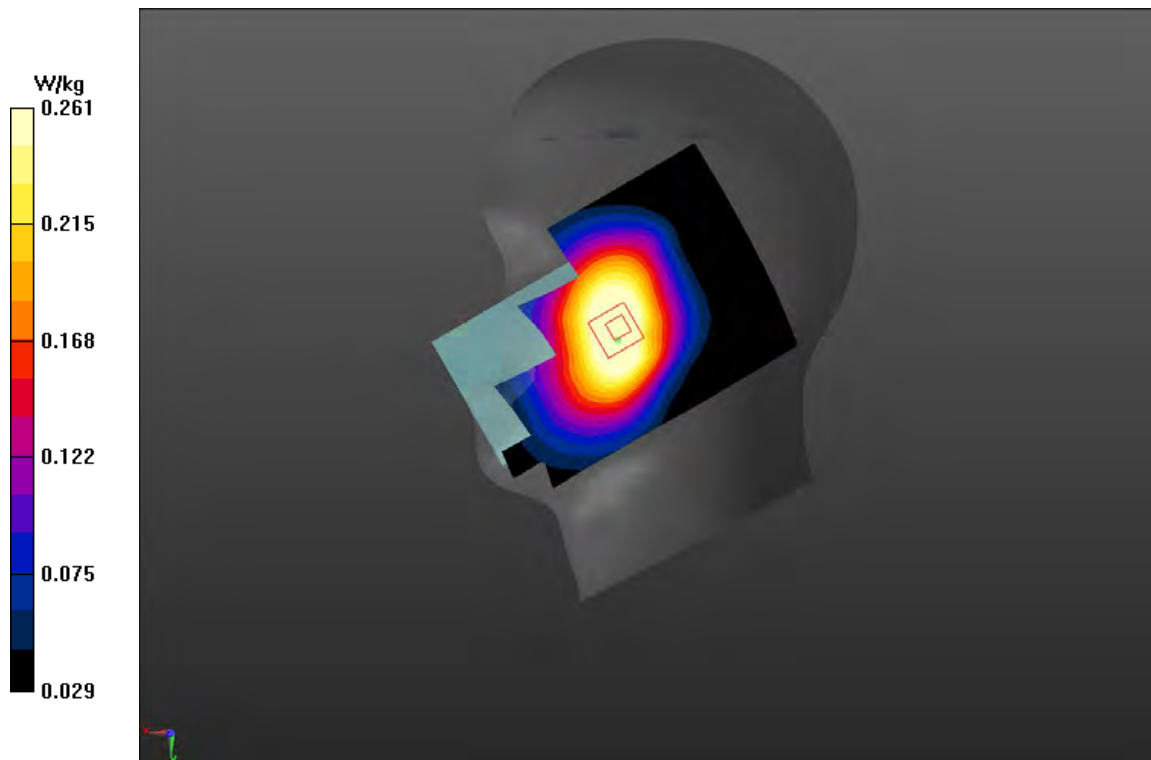


Fig A.15

LTE700-FDD14_CH23330 1RB-Low Rear 10mm

Date: 10/4/2022

Electronics: DAE4 Sn549

Medium: head 750 MHz

Medium parameters used: $f = 793$ MHz; $\sigma = 0.934$ mho/m; $\epsilon_r = 42.52$; $\rho = 1000$ kg/m³

Ambient Temperature: 22.5°C, Liquid Temperature: 22.3°C

Communication System: LTE700-FDD14 793 MHz Duty Cycle: 1:1

Probe: EX3DV4 – SN7464 ConvF(10.26,10.26,10.26)

Area Scan (71x121x1): Interpolated grid: dx=1.500 mm, dy=1.500 mm

Maximum value of SAR (interpolated) = 0.569 W/kg

Zoom Scan (7x7x7)/Cube 0: Measurement grid: dx=8mm, dy=8mm, dz=5mm

Reference Value = 17.87 V/m; Power Drift = -0.18 dB

Peak SAR (extrapolated) = 0.701 W/kg

SAR(1 g) = 0.392 W/kg; SAR(10 g) = 0.229 W/kg

Maximum value of SAR (measured) = 0.579 W/kg

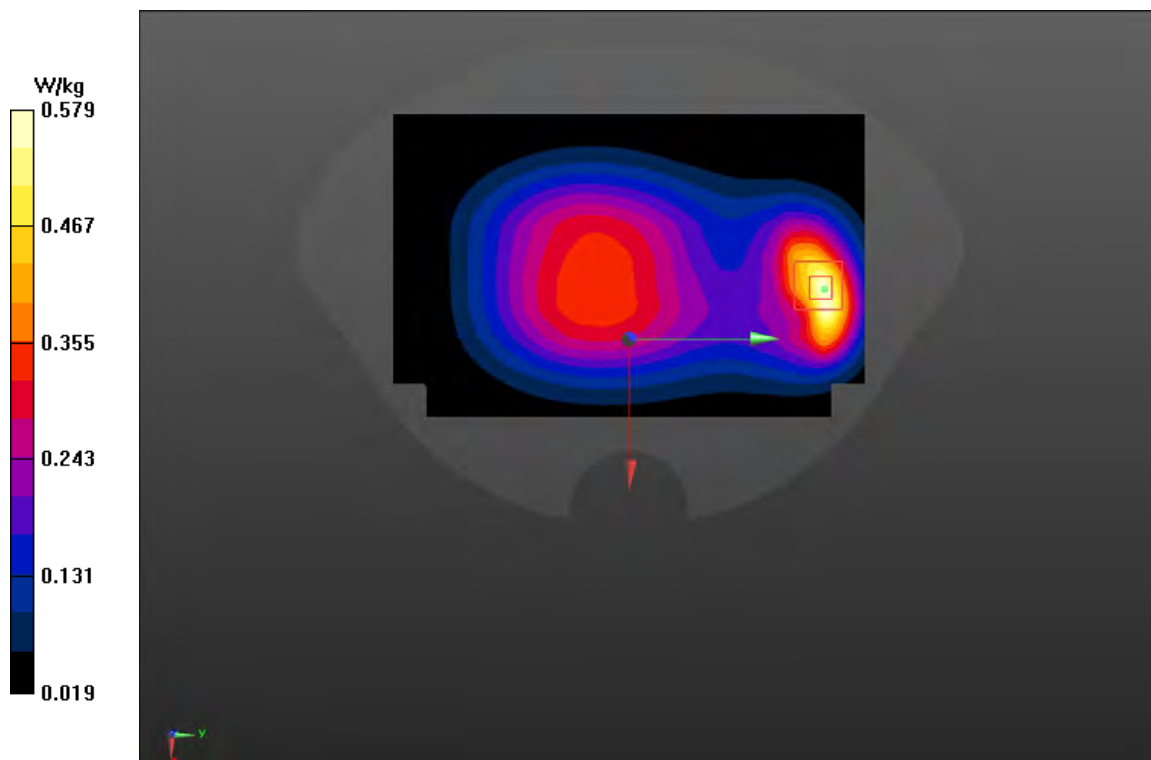


Fig A.16

LTE1900-FDD25_CH26590 1RB-Low Left Cheek

Date: 10/10/2022

Electronics: DAE4 Sn549

Medium: head 1900 MHz

Medium parameters used: $f = 1905 \text{ MHz}$; $\sigma = 1.395 \text{ mho/m}$; $\epsilon_r = 39.54$; $\rho = 1000 \text{ kg/m}^3$

Ambient Temperature: 22.5°C , Liquid Temperature: 22.3°C

Communication System: LTE1900-FDD25 1905 MHz Duty Cycle: 1:1

Probe: EX3DV4 – SN7464 ConvF(8.52,8.52,8.52)

Area Scan (71x121x1): Interpolated grid: $dx=1.500 \text{ mm}$, $dy=1.500 \text{ mm}$

Maximum value of SAR (interpolated) = 0.642 W/kg

Zoom Scan (7x7x7)/Cube 0: Measurement grid: $dx=8\text{mm}$, $dy=8\text{mm}$, $dz=5\text{mm}$

Reference Value = 6.794 V/m ; Power Drift = 0.02 dB

Peak SAR (extrapolated) = 0.789 W/kg

SAR(1 g) = 0.498 W/kg ; SAR(10 g) = 0.313 W/kg

Maximum value of SAR (measured) = 0.535 W/kg

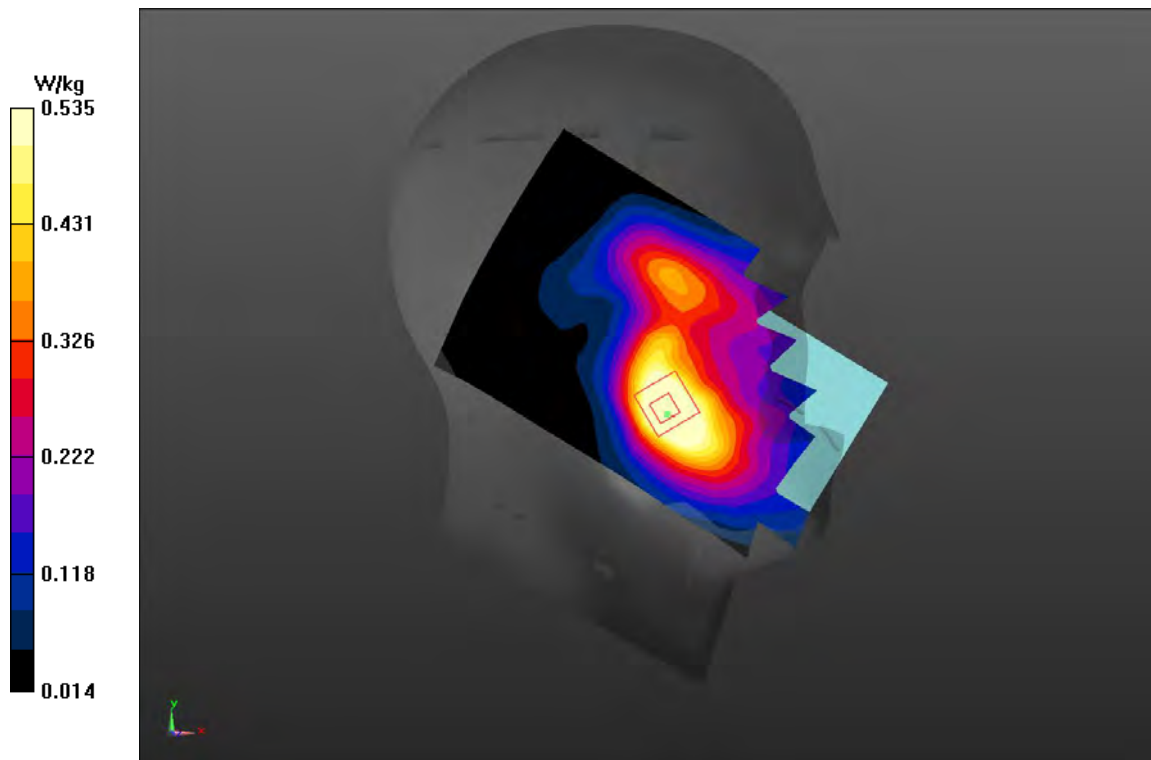


Fig A.17

LTE1900-FDD25_CH26590 1RB-Middle Rear 10mm

Date: 10/10/2022

Electronics: DAE4 Sn549

Medium: head 1900 MHz

Medium parameters used: $f = 1905$ MHz; $\sigma = 1.42$ mho/m; $\epsilon_r = 39.91$; $\rho = 1000$ kg/m³

Ambient Temperature: 22.5°C, Liquid Temperature: 22.3°C

Communication System: LTE1900-FDD25 1905 MHz Duty Cycle: 1:1

Probe: EX3DV4 – SN7464 ConvF(8.52,8.52,8.52)

Area Scan (71x121x1): Interpolated grid: dx=1.500 mm, dy=1.500 mm

Maximum value of SAR (interpolated) = 0.485 W/kg

Zoom Scan (7x7x7)/Cube 0: Measurement grid: dx=8mm, dy=8mm, dz=5mm

Reference Value = 12.38 V/m; Power Drift = -0.15 dB

Peak SAR (extrapolated) = 0.531 W/kg

SAR(1 g) = 0.303 W/kg; SAR(10 g) = 0.183 W/kg

Maximum value of SAR (measured) = 0.442 W/kg

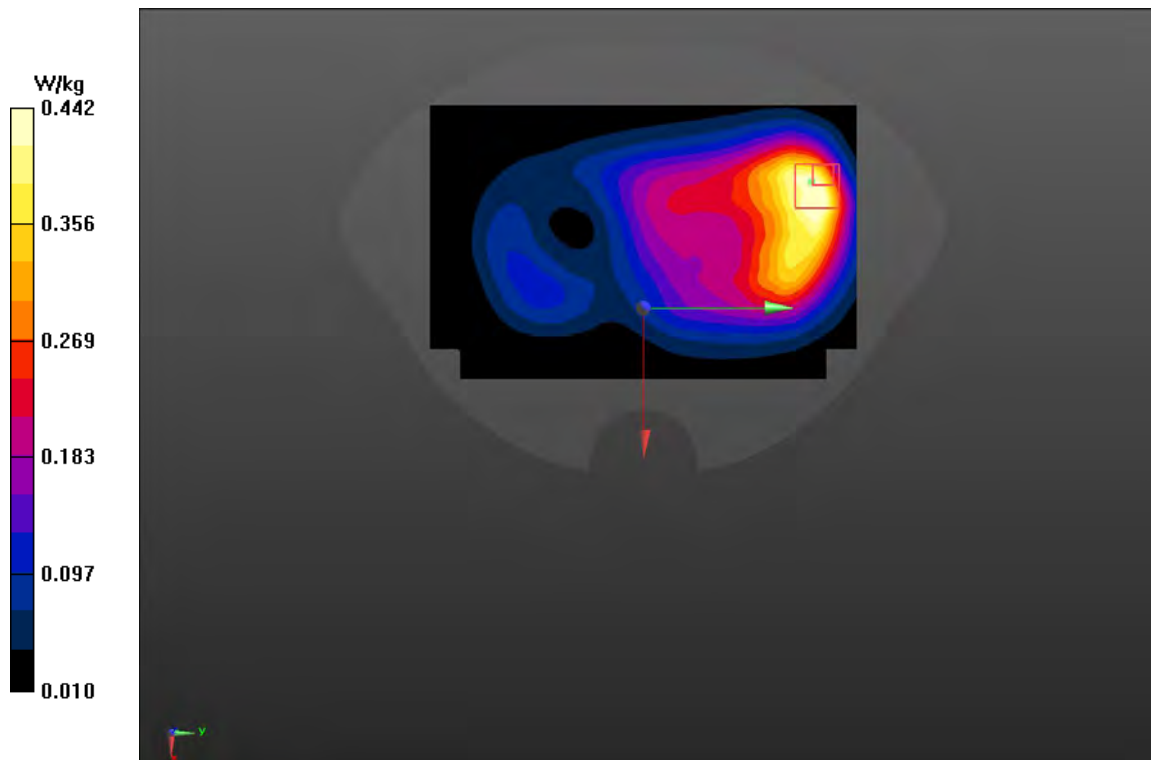


Fig A.18

LTE850-FDD26_CH26775 1RB-Low Right Cheek

Date: 10/7/2022

Electronics: DAE4 Sn549

Medium: head 835 MHz

Medium parameters used: $f = 822.5$ MHz; $\sigma = 0.896$ mho/m; $\epsilon_r = 41.28$; $\rho = 1000$ kg/m³

Ambient Temperature: 22.5°C, Liquid Temperature: 22.3°C

Communication System: LTE850-FDD26 822.5 MHz Duty Cycle: 1:1

Probe: EX3DV4 – SN7464 ConvF(9.96,9.96,9.96)

Area Scan (71x121x1): Interpolated grid: dx=1.500 mm, dy=1.500 mm

Maximum value of SAR (interpolated) = 0.331 W/kg

Zoom Scan (7x7x7)/Cube 0: Measurement grid: dx=8mm, dy=8mm, dz=5mm

Reference Value = 5.933 V/m; Power Drift = 0.11 dB

Peak SAR (extrapolated) = 0.351 W/kg

SAR(1 g) = 0.274 W/kg; SAR(10 g) = 0.205 W/kg

Maximum value of SAR (measured) = 0.286 W/kg

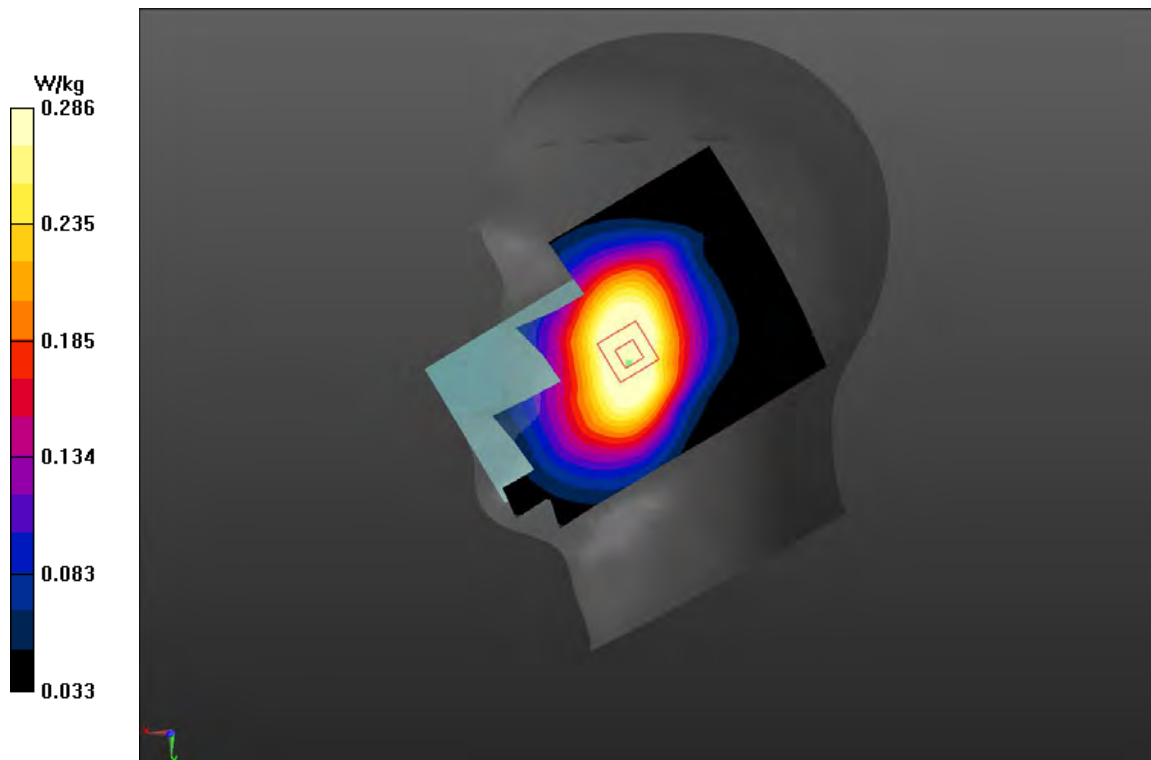


Fig A.19

LTE850-FDD26_CH26775 1RB-Low Rear 10mm

Date: 10/7/2022

Electronics: DAE4 Sn549

Medium: head 835 MHz

Medium parameters used: $f = 822.5$ MHz; $\sigma = 0.88$ mho/m; $\epsilon_r = 41.41$; $\rho = 1000$ kg/m³

Ambient Temperature: 22.5°C, Liquid Temperature: 22.3°C

Communication System: LTE850-FDD26 822.5 MHz Duty Cycle: 1:1

Probe: EX3DV4 – SN7464 ConvF(9.96,9.96,9.96)

Area Scan (71x121x1): Interpolated grid: dx=1.500 mm, dy=1.500 mm

Maximum value of SAR (interpolated) = 0.635 W/kg

Zoom Scan (7x7x7)/Cube 0: Measurement grid: dx=8mm, dy=8mm, dz=5mm

Reference Value = 16.31 V/m; Power Drift = -0.2 dB

Peak SAR (extrapolated) = 0.818 W/kg

SAR(1 g) = 0.456 W/kg; SAR(10 g) = 0.266 W/kg

Maximum value of SAR (measured) = 0.669 W/kg

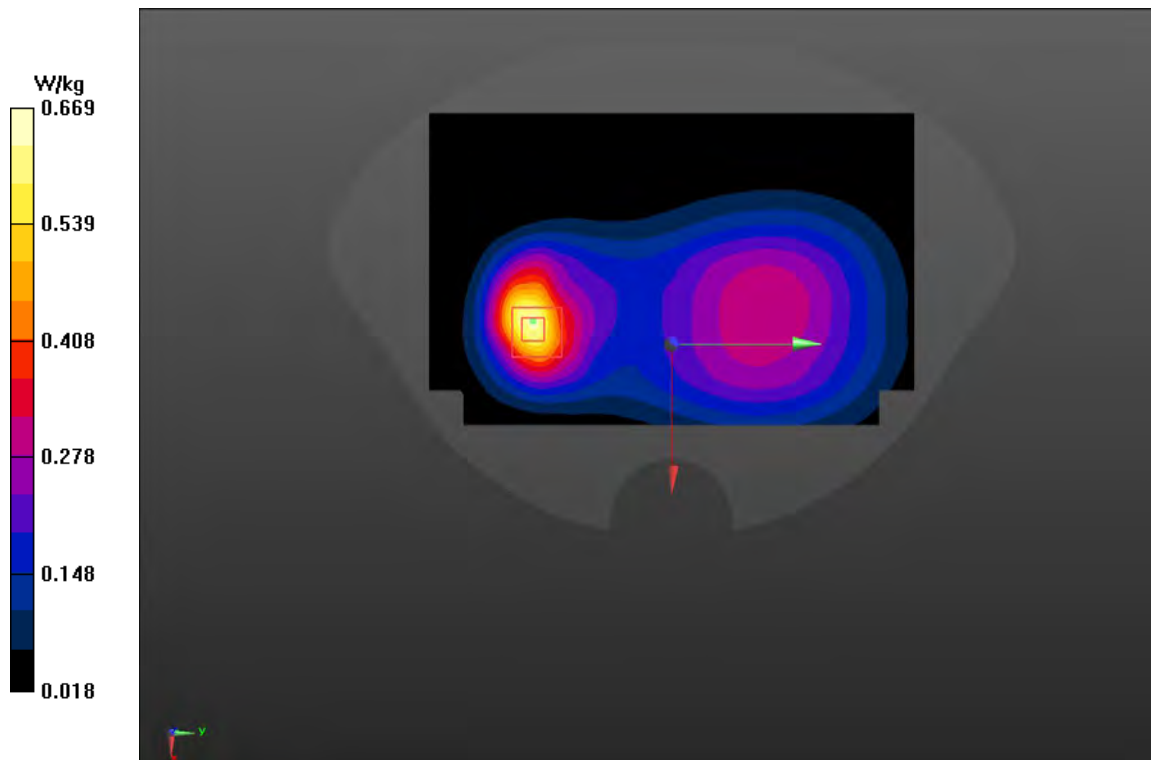


Fig A.20

LTE850-FDD26_CH26965 1RB-Low Right Edge 10mm

Date: 10/7/2022

Electronics: DAE4 Sn549

Medium: head 835 MHz

Medium parameters used: $f = 841.5$ MHz; $\sigma = 0.899$ mho/m; $\epsilon_r = 41.38$; $\rho = 1000$ kg/m³

Ambient Temperature: 22.5°C, Liquid Temperature: 22.3°C

Communication System: LTE850-FDD26 841.5 MHz Duty Cycle: 1:1

Probe: EX3DV4 – SN7464 ConvF(9.96,9.96,9.96)

Area Scan (71x121x1): Interpolated grid: $dx=1.500$ mm, $dy=1.500$ mm

Maximum value of SAR (interpolated) = 0.353 W/kg

Zoom Scan (7x7x7)/Cube 0: Measurement grid: $dx=8$ mm, $dy=8$ mm, $dz=5$ mm

Reference Value = 16.14 V/m; Power Drift = -0.27 dB

Peak SAR (extrapolated) = 0.395 W/kg

SAR(1 g) = 0.226 W/kg; SAR(10 g) = 0.187 W/kg

Maximum value of SAR (measured) = 0.354 W/kg




Fig A.21

LTE2300-FDD30_CH27710 1RB-Low Right Tilt

Date: 10/11/2022

Electronics: DAE4 Sn549

Medium: head 2300 MHz

Medium parameters used: $f = 2310$ MHz; $\sigma = 1.684$ mho/m; $\epsilon_r = 40.06$; $\rho = 1000$ kg/m³

Ambient Temperature: 22.5°C, Liquid Temperature: 22.3°C

Communication System: LTE2300-FDD30 2310 MHz Duty Cycle: 1:1

Probe: EX3DV4 – SN7464 ConvF(8.36,8.36,8.36)

Area Scan (71x121x1): Interpolated grid: dx=1.200 mm, dy=1.200 mm

Maximum value of SAR (interpolated) = 0.631 W/kg

Zoom Scan (7x7x7)/Cube 0: Measurement grid: dx=5mm, dy=5mm, dz=5mm

Reference Value = 6.524 V/m; Power Drift = -0.29 dB

Peak SAR (extrapolated) = 0.785 W/kg

SAR(1 g) = 0.347 W/kg; SAR(10 g) = 0.162 W/kg

Maximum value of SAR (measured) = 0.357 W/kg

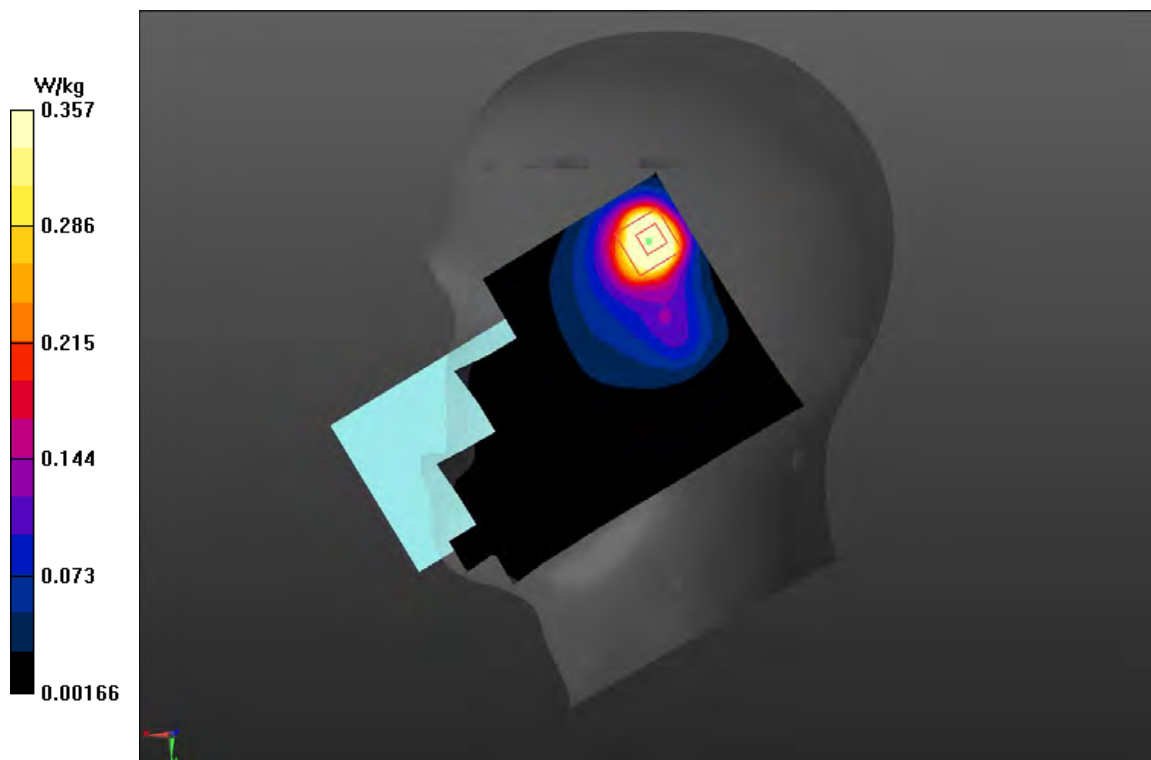


Fig A.22

LTE2300-FDD30_CH27710 1RB-Low Rear 10mm

Date: 10/11/2022

Electronics: DAE4 Sn549

Medium: head 2300 MHz

Medium parameters used: $f = 2310$ MHz; $\sigma = 1.662$ mho/m; $\epsilon_r = 38.82$; $\rho = 1000$ kg/m³

Ambient Temperature: 22.5°C, Liquid Temperature: 22.3°C

Communication System: LTE2300-FDD30 2310 MHz Duty Cycle: 1:1

Probe: EX3DV4 – SN7464 ConvF(8.36,8.36,8.36)

Area Scan (71x121x1): Interpolated grid: dx=1.200 mm, dy=1.200 mm

Maximum value of SAR (interpolated) = 0.438 W/kg

Zoom Scan (7x7x7)/Cube 0: Measurement grid: dx=5mm, dy=5mm, dz=5mm

Reference Value = 4.393 V/m; Power Drift = 0.12 dB

Peak SAR (extrapolated) = 0.511 W/kg

SAR(1 g) = 0.266 W/kg; SAR(10 g) = 0.132 W/kg

Maximum value of SAR (measured) = 0.421 W/kg

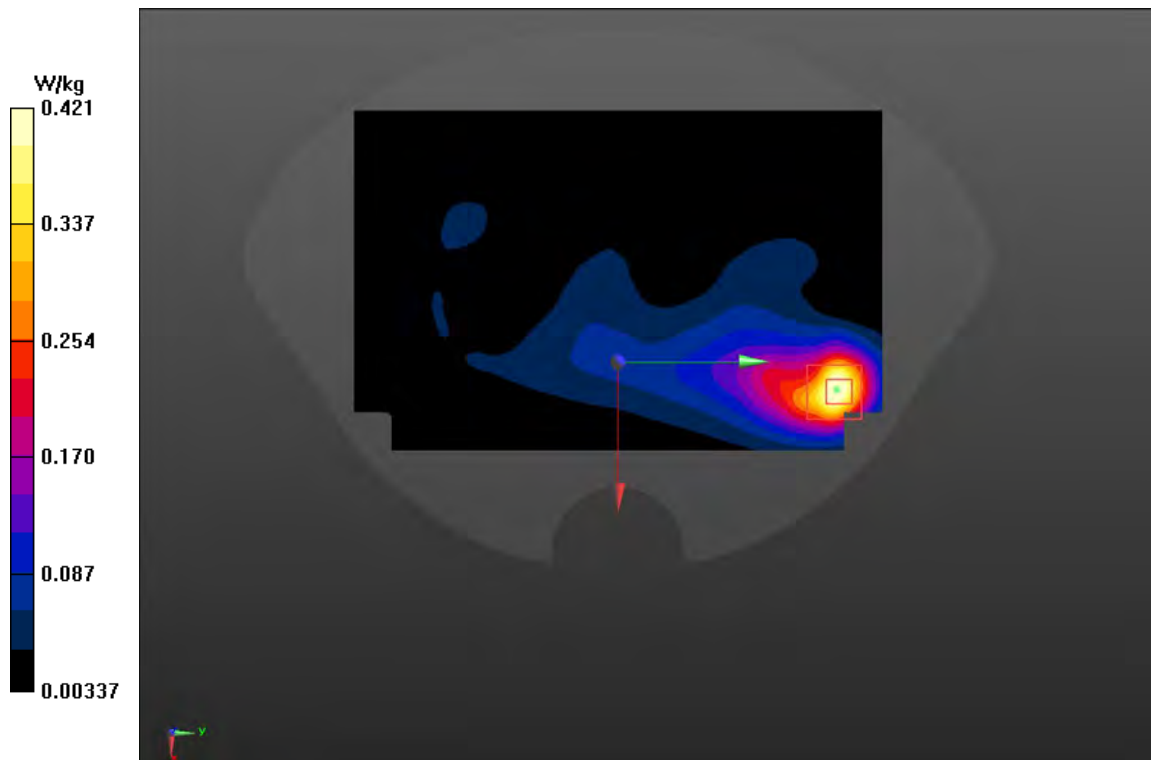


Fig A.23

LTE2300-FDD30_CH27710 1RB-Low Left Cheek

Date: 10/11/2022

Electronics: DAE4 Sn549

Medium: head 2300 MHz

Medium parameters used: $f = 2310$ MHz; $\sigma = 1.684$ mho/m; $\epsilon_r = 40.06$; $\rho = 1000$ kg/m³

Ambient Temperature: 22.5°C, Liquid Temperature: 22.3°C

Communication System: LTE2300-FDD30 2310 MHz Duty Cycle: 1:1

Probe: EX3DV4 – SN7464 ConvF(8.36,8.36,8.36)

Area Scan (71x121x1): Interpolated grid: dx=1.200 mm, dy=1.200 mm

Maximum value of SAR (interpolated) = 0.0379 W/kg

Zoom Scan (7x7x7)/Cube 0: Measurement grid: dx=5mm, dy=5mm, dz=5mm

Reference Value = 0 V/m; Power Drift = -0.27 dB

Peak SAR (extrapolated) = 0.027 W/kg

SAR(1 g) = 0.015 W/kg; SAR(10 g) = 0.01 W/kg

Maximum value of SAR (measured) = 0.0106 W/kg




Fig A.24

LTE2300-FDD30_CH27710 1RB-Low Bottom Edge 19mm

Date: 10/11/2022

Electronics: DAE4 Sn549

Medium: head 2300 MHz

Medium parameters used: $f = 2310$ MHz; $\sigma = 1.662$ mho/m; $\epsilon_r = 38.82$; $\rho = 1000$ kg/m³

Ambient Temperature: 22.5°C, Liquid Temperature: 22.3°C

Communication System: LTE2300-FDD30 2310 MHz Duty Cycle: 1:1

Probe: EX3DV4 – SN7464 ConvF(8.36,8.36,8.36)

Area Scan (71x121x1): Interpolated grid: dx=1.200 mm, dy=1.200 mm

Maximum value of SAR (interpolated) = 1.06 W/kg

Zoom Scan (7x7x7)/Cube 0: Measurement grid: dx=5mm, dy=5mm, dz=5mm

Reference Value = 16.65 V/m; Power Drift = 0.28 dB

Peak SAR (extrapolated) = 1.26 W/kg

SAR(1 g) = 0.695 W/kg; SAR(10 g) = 0.375 W/kg

Maximum value of SAR (measured) = 1.03 W/kg

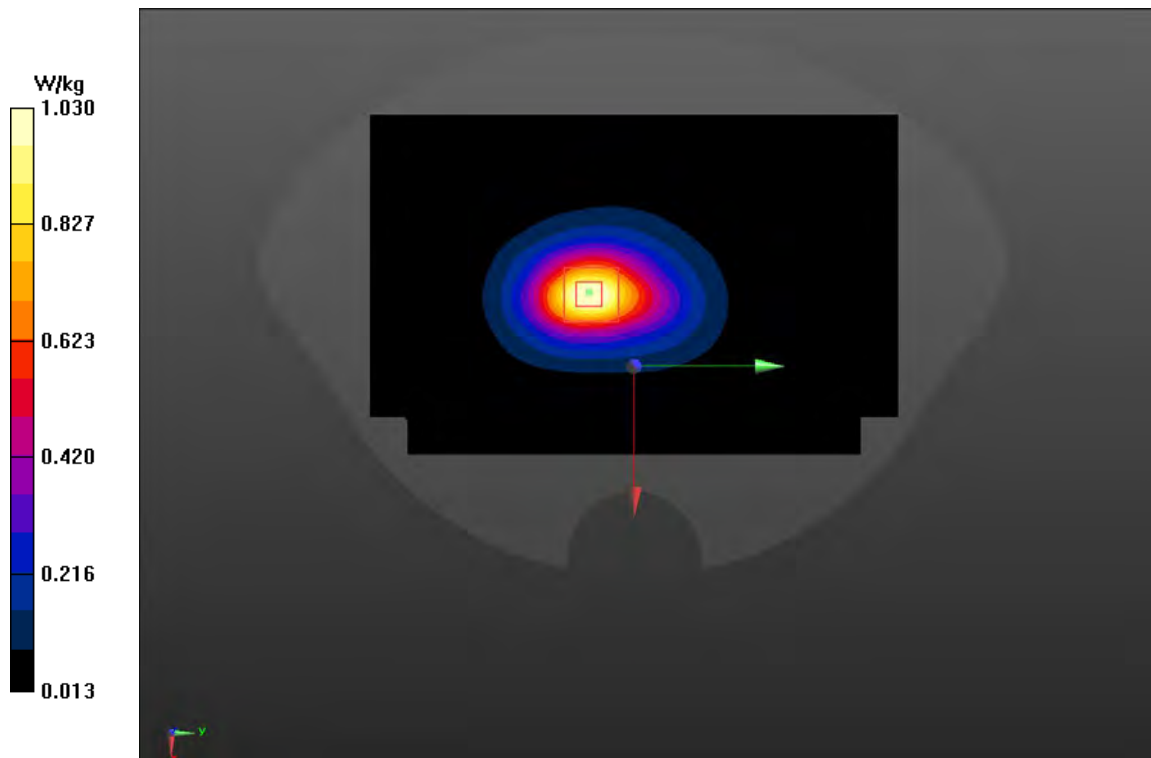


Fig A.25

LTE2600-TDD41_CH41055 1RB-High Right Tilt

Date: 10/12/2022

Electronics: DAE4 Sn549

Medium: head 2600 MHz

Medium parameters used: $f = 2636.5$; $\sigma = 1.95$ mho/m; $\epsilon_r = 37.7$; $\rho = 1000$ kg/m³

Ambient Temperature: 22.5°C, Liquid Temperature: 22.3°C

Communication System: LTE2600-TDD41 2636.5 Duty Cycle: 1:2.309

Probe: EX3DV4 – SN7464 ConvF(7.64,7.64,7.64)

Area Scan (71x121x1): Interpolated grid: dx=1.200 mm, dy=1.200 mm

Maximum value of SAR (interpolated) = 0.441 W/kg

Zoom Scan (7x7x7)/Cube 0: Measurement grid: dx=5mm, dy=5mm, dz=5mm

Reference Value = 4.585 V/m; Power Drift = 0.23 dB

Peak SAR (extrapolated) = 0.603 W/kg

SAR(1 g) = 0.292 W/kg; SAR(10 g) = 0.129 W/kg

Maximum value of SAR (measured) = 0.311 W/kg

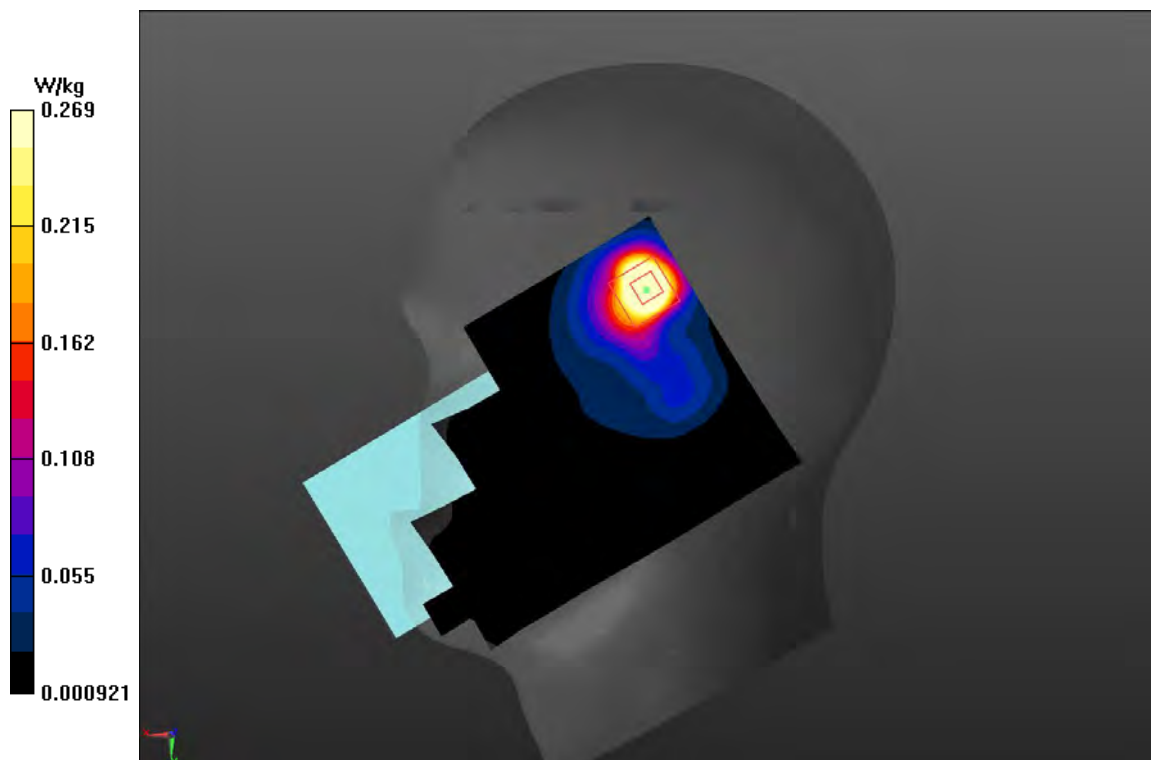


Fig A.26

LTE2600-TDD41_CH41055 50RB-High Top Edge 10mm

Date: 10/12/2022

Electronics: DAE4 Sn549

Medium: head 2600 MHz

Medium parameters used: $f = 2636.5$; $\sigma = 1.95$ mho/m; $\epsilon_r = 37.7$; $\rho = 1000$ kg/m³

Ambient Temperature: 22.5°C, Liquid Temperature: 22.3°C

Communication System: LTE2600-TDD41 2636.5 Duty Cycle: 1:2.309

Probe: EX3DV4 – SN7464 ConvF(7.64,7.64,7.64)

Area Scan (71x121x1): Interpolated grid: dx=1.200 mm, dy=1.200 mm

Maximum value of SAR (interpolated) = 0.424 W/kg

Zoom Scan (7x7x7)/Cube 0: Measurement grid: dx=5mm, dy=5mm, dz=5mm

Reference Value = 8.897 V/m; Power Drift = 0.18 dB

Peak SAR (extrapolated) = 0.55 W/kg

SAR(1 g) = 0.715 W/kg; SAR(10 g) = 0.316 W/kg

Maximum value of SAR (measured) = 1.22 W/kg

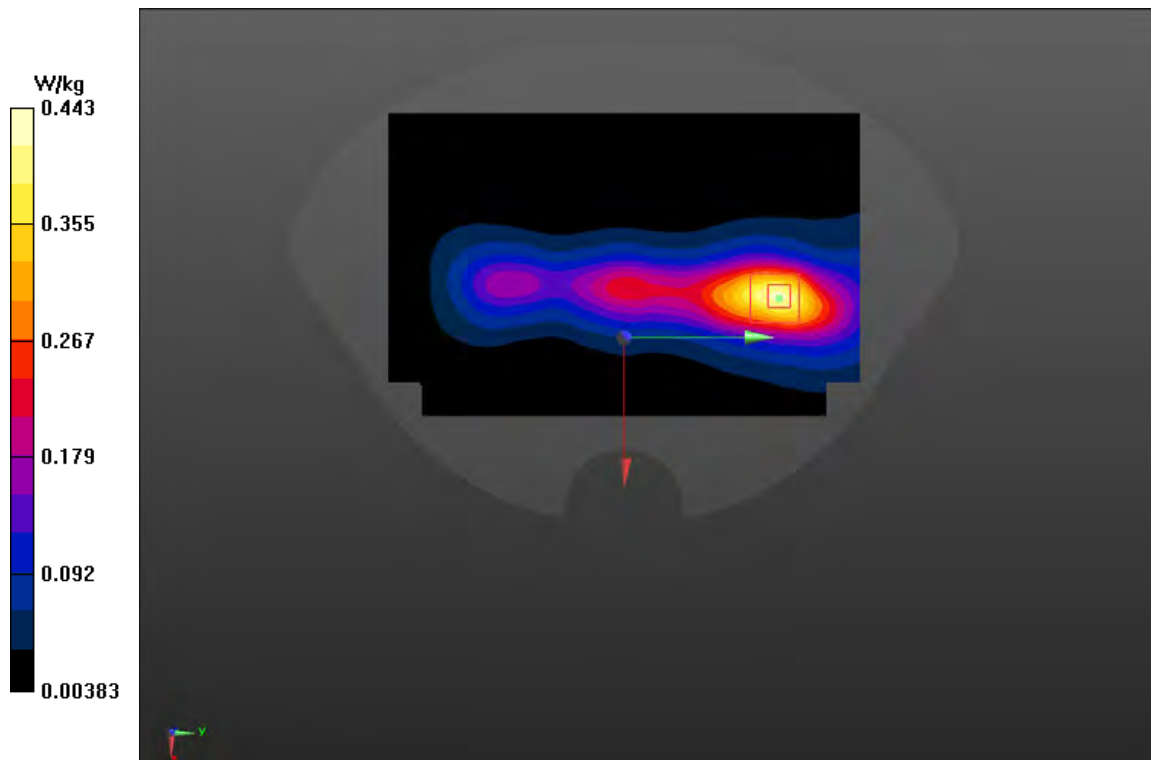


Fig A.27/28

LTE3600-TDD48_CH55990 50RB-Middle Right Tilt

Date: 10/13/2022

Electronics: DAE4 Sn549

Medium: head 3600 MHz

Medium parameters used: $f = 4840$ MHz; $\sigma = 1.95$ mho/m; $\epsilon_r = 37.7$; $\rho = 1000$ kg/m³

Ambient Temperature: 22.5°C, Liquid Temperature: 22.3°C

Communication System: LTE3600-TDD48 3625 MHz Duty Cycle: 1:1.58

Probe: EX3DV4 – SN7464 ConvF(7.20,7.20,7.20)

Area Scan (71x121x1): Interpolated grid: dx=1.000 mm, dy=1.000 mm

Maximum value of SAR (interpolated) = 0.385 W/kg

Zoom Scan (7x7x7)/Cube 0: Measurement grid: dx=4mm, dy=4mm, dz=1.4mm

Reference Value = 12.4 V/m; Power Drift = -0.28 dB

Peak SAR (extrapolated) = 0.66 W/kg

SAR(1 g) = 0.245 W/kg; SAR(10 g) = 0.101 W/kg

Maximum value of SAR (measured) = 0.273 W/kg




Fig A.29

LTE3600-TDD48_CH55990 1RB-Low Top Edge 10mm

Date: 10/13/2022

Electronics: DAE4 Sn549

Medium: head 3600 MHz

Medium parameters used: $f = 4840$ MHz; $\sigma = 1.95$ mho/m; $\epsilon_r = 37.7$; $\rho = 1000$ kg/m³

Ambient Temperature: 22.5°C, Liquid Temperature: 22.3°C

Communication System: LTE3600-TDD48 3625 MHz Duty Cycle: 1:1.58

Probe: EX3DV4 – SN7464 ConvF(7.20,7.20,7.20)

Area Scan (71x121x1): Interpolated grid: dx=1.000 mm, dy=1.000 mm

Maximum value of SAR (interpolated) = 0.207 W/kg

Zoom Scan (7x7x7)/Cube 0: Measurement grid: dx=4mm, dy=4mm, dz=1.4mm

Reference Value = 4.785 V/m; Power Drift = -0.05 dB

Peak SAR (extrapolated) = 0.269 W/kg

SAR(1 g) = 0.424 W/kg; SAR(10 g) = 0.192 W/kg

Maximum value of SAR (measured) = 0.208 W/kg

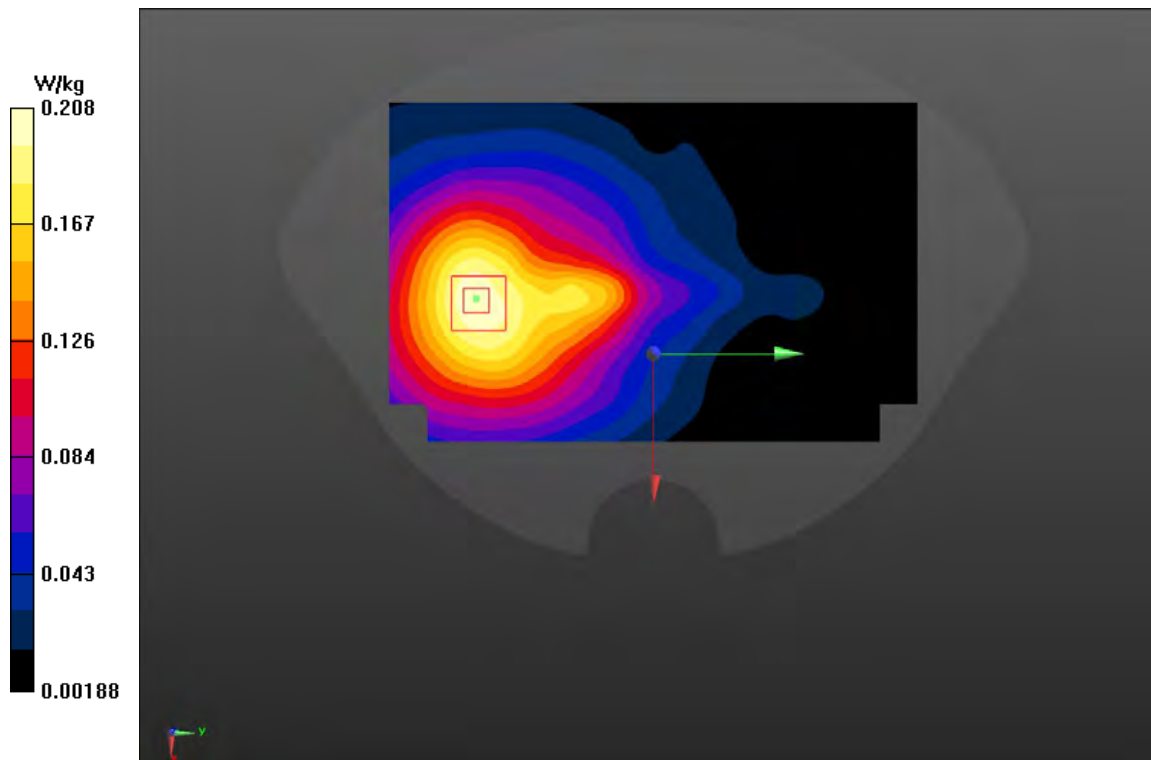


Fig A.30

LTE1700-FDD66_CH41102 1RB-Middle Right Cheek

Date: 10/8/2022

Electronics: DAE4 Sn549

Medium: head 1750 MHz

Medium parameters used: $f = 4840$ MHz; $\sigma = 4.316$ mho/m; $\epsilon_r = 36.97$; $\rho = 1000$ kg/m³

Ambient Temperature: 22.5°C, Liquid Temperature: 22.3°C

Communication System: LTE1700-FDD66 1720 MHz Duty Cycle: 1:1

Probe: EX3DV4 – SN7464 ConvF(8.64,8.64,8.64)

Area Scan (71x121x1): Interpolated grid: dx=1.500 mm, dy=1.500 mm

Maximum value of SAR (interpolated) = 0.341 W/kg

Zoom Scan (7x7x7)/Cube 0: Measurement grid: dx=8mm, dy=8mm, dz=5mm

Reference Value = 5.221 V/m; Power Drift = 0.06 dB

Peak SAR (extrapolated) = 0.347 W/kg

SAR(1 g) = 0.225 W/kg; SAR(10 g) = 0.142 W/kg

Maximum value of SAR (measured) = 0.241 W/kg




Fig A.31

LTE1700-FDD66_CH41111 1RB-Middle Left Edge 13mm

Date: 10/8/2022

Electronics: DAE4 Sn549

Medium: head 1750 MHz

Medium parameters used: $f = 4840$ MHz; $\sigma = 4.328$ mho/m; $\epsilon_r = 36.24$; $\rho = 1000$ kg/m³

Ambient Temperature: 22.5°C, Liquid Temperature: 22.3°C

Communication System: LTE1700-FDD66 1720 MHz Duty Cycle: 1:1

Probe: EX3DV4 – SN7464 ConvF(8.64,8.64,8.64)

Area Scan (71x121x1): Interpolated grid: dx=1.500 mm, dy=1.500 mm

Maximum value of SAR (interpolated) = 0.797 W/kg

Zoom Scan (7x7x7)/Cube 0: Measurement grid: dx=8mm, dy=8mm, dz=5mm

Reference Value = 13.02 V/m; Power Drift = -0.13 dB

Peak SAR (extrapolated) = 0.906 W/kg

SAR(1 g) = 0.491 W/kg; SAR(10 g) = 0.309 W/kg

Maximum value of SAR (measured) = 0.769 W/kg

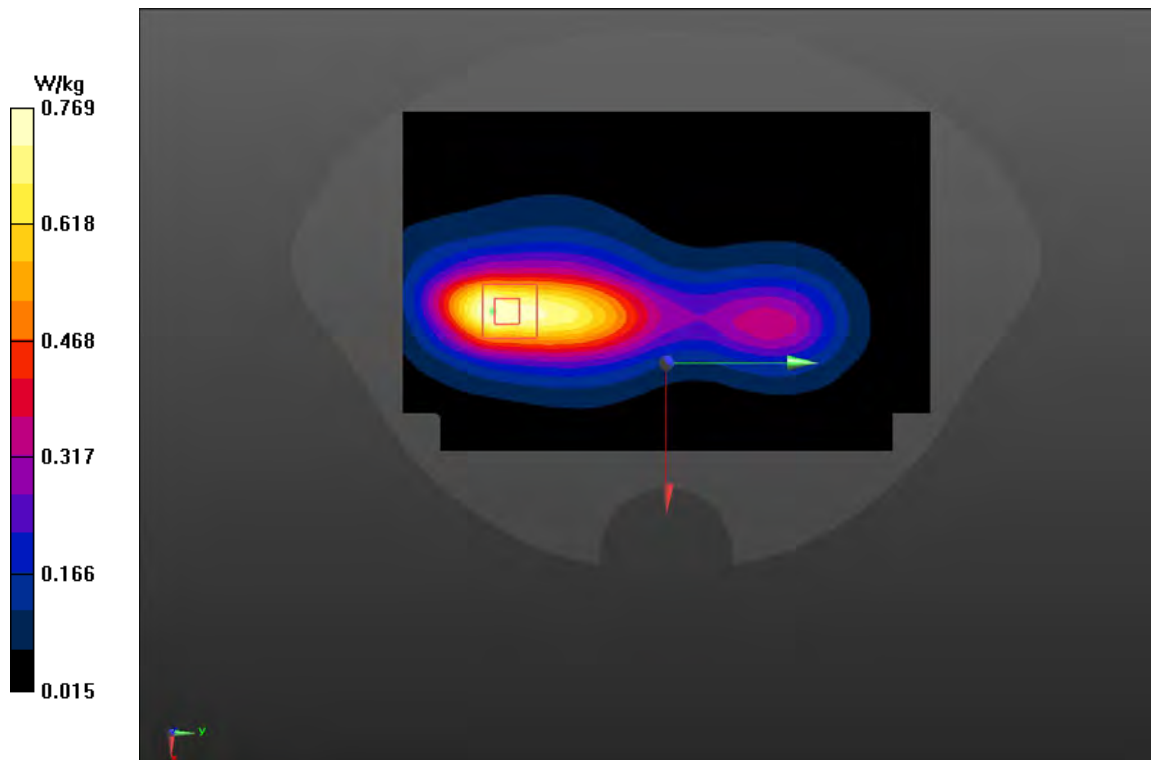


Fig A.32

LTE1700-FDD66_CH41103 1RB-Middle Right Tilt

Date: 10/8/2022

Electronics: DAE4 Sn549

Medium: head 1750 MHz

Medium parameters used: $f = 4840$ MHz; $\sigma = 4.316$ mho/m; $\epsilon_r = 36.97$; $\rho = 1000$ kg/m³

Ambient Temperature: 22.5°C, Liquid Temperature: 22.3°C

Communication System: LTE1700-FDD66 1720 MHz Duty Cycle: 1:1

Probe: EX3DV4 – SN7464 ConvF(8.64,8.64,8.64)

Area Scan (71x121x1): Interpolated grid: dx=1.500 mm, dy=1.500 mm

Maximum value of SAR (interpolated) = 0.939 W/kg

Zoom Scan (7x7x7)/Cube 0: Measurement grid: dx=8mm, dy=8mm, dz=5mm

Reference Value = 12.61 V/m; Power Drift = -0.22 dB

Peak SAR (extrapolated) = 1.06 W/kg

SAR(1 g) = 0.516 W/kg; SAR(10 g) = 0.24 W/kg

Maximum value of SAR (measured) = 0.574 W/kg

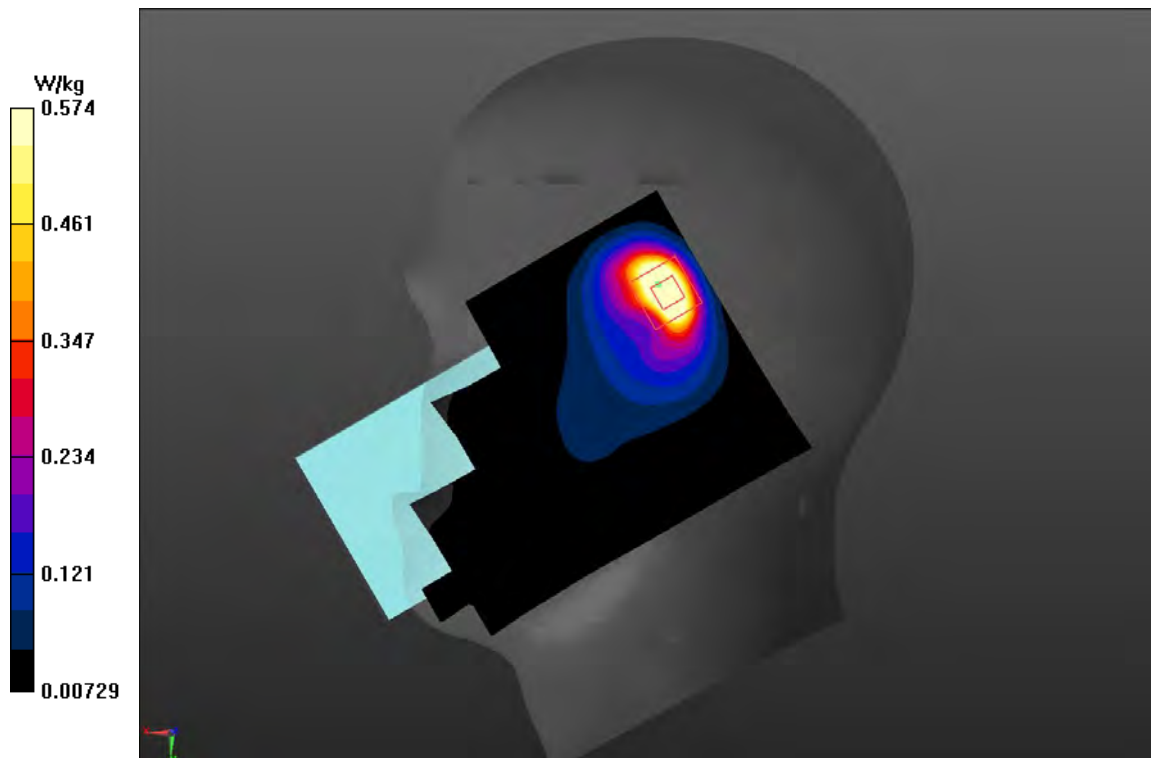


Fig A.33

LTE1700-FDD66_CH41122 50RB-Middle Top Edge 10mm

Date: 10/8/2022

Electronics: DAE4 Sn549

Medium: head 1750 MHz

Medium parameters used: $f = 4840$ MHz; $\sigma = 4.328$ mho/m; $\epsilon_r = 36.24$; $\rho = 1000$ kg/m³

Ambient Temperature: 22.5°C, Liquid Temperature: 22.3°C

Communication System: LTE1700-FDD66 1745 MHz Duty Cycle: 1:1

Probe: EX3DV4 – SN7464 ConvF(8.64,8.64,8.64)

Area Scan (71x121x1): Interpolated grid: dx=1.500 mm, dy=1.500 mm

Maximum value of SAR (interpolated) = 0.726 W/kg

Zoom Scan (7x7x7)/Cube 0: Measurement grid: dx=8mm, dy=8mm, dz=5mm

Reference Value = 18.32 V/m; Power Drift = -0.1 dB

Peak SAR (extrapolated) = 0.847 W/kg

SAR(1 g) = 0.459 W/kg; SAR(10 g) = 0.242 W/kg

Maximum value of SAR (measured) = 0.714 W/kg

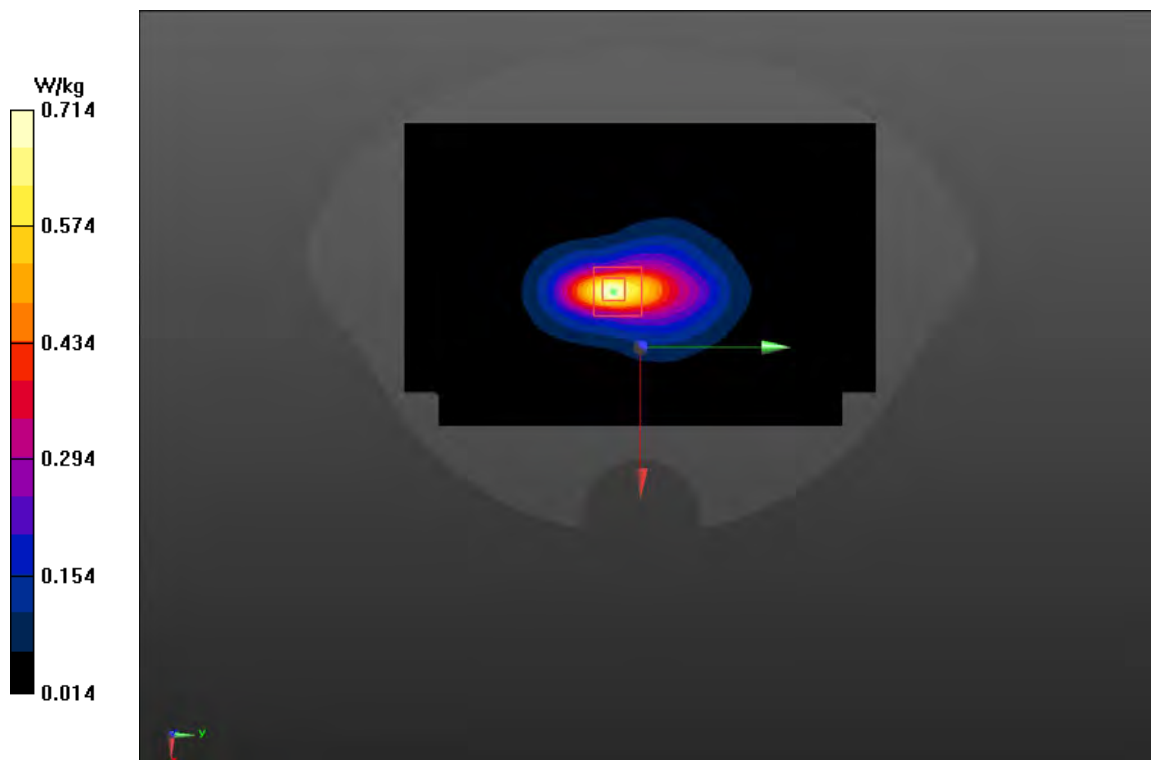


Fig A.34

LTE700-FDD71_CH133222 1RB-Low Right Cheek

Date: 10/5/2022

Electronics: DAE4 Sn549

Medium: head 750 MHz

Medium parameters used: $f = 4840$ MHz; $\sigma = 4.766$ mho/m; $\epsilon_r = 36.8$; $\rho = 1000$ kg/m³

Ambient Temperature: 22.5°C, Liquid Temperature: 22.3°C

Communication System: LTE700-FDD71 673 MHz Duty Cycle: 1:1

Probe: EX3DV4 – SN7464 ConvF(10.26,10.26,10.26)

Area Scan (71x121x1): Interpolated grid: dx=1.500 mm, dy=1.500 mm

Maximum value of SAR (interpolated) = 0.314 W/kg

Zoom Scan (7x7x7)/Cube 0: Measurement grid: dx=8mm, dy=8mm, dz=5mm

Reference Value = 4.838 V/m; Power Drift = 0.27 dB

Peak SAR (extrapolated) = 0.316 W/kg

SAR(1 g) = 0.225 W/kg; SAR(10 g) = 0.195 W/kg

Maximum value of SAR (measured) = 0.266 W/kg




Fig A.35

LTE700-FDD71_CH133222 1RB-Low Rear 10mm

Date: 10/5/2022

Electronics: DAE4 Sn549

Medium: head 750 MHz

Medium parameters used: $f = 4840$ MHz; $\sigma = 4.778$ mho/m; $\epsilon_r = 37.66$; $\rho = 1000$ kg/m³

Ambient Temperature: 22.5°C, Liquid Temperature: 22.3°C

Communication System: LTE700-FDD71 673 MHz Duty Cycle: 1:1

Probe: EX3DV4 – SN7464 ConvF(10.26,10.26,10.26)

Area Scan (71x121x1): Interpolated grid: dx=1.500 mm, dy=1.500 mm

Maximum value of SAR (interpolated) = 0.252 W/kg

Zoom Scan (7x7x7)/Cube 0: Measurement grid: dx=8mm, dy=8mm, dz=5mm

Reference Value = 14.23 V/m; Power Drift = 0.17 dB

Peak SAR (extrapolated) = 0.269 W/kg

SAR(1 g) = 0.212 W/kg; SAR(10 g) = 0.162 W/kg

Maximum value of SAR (measured) = 0.250 W/kg

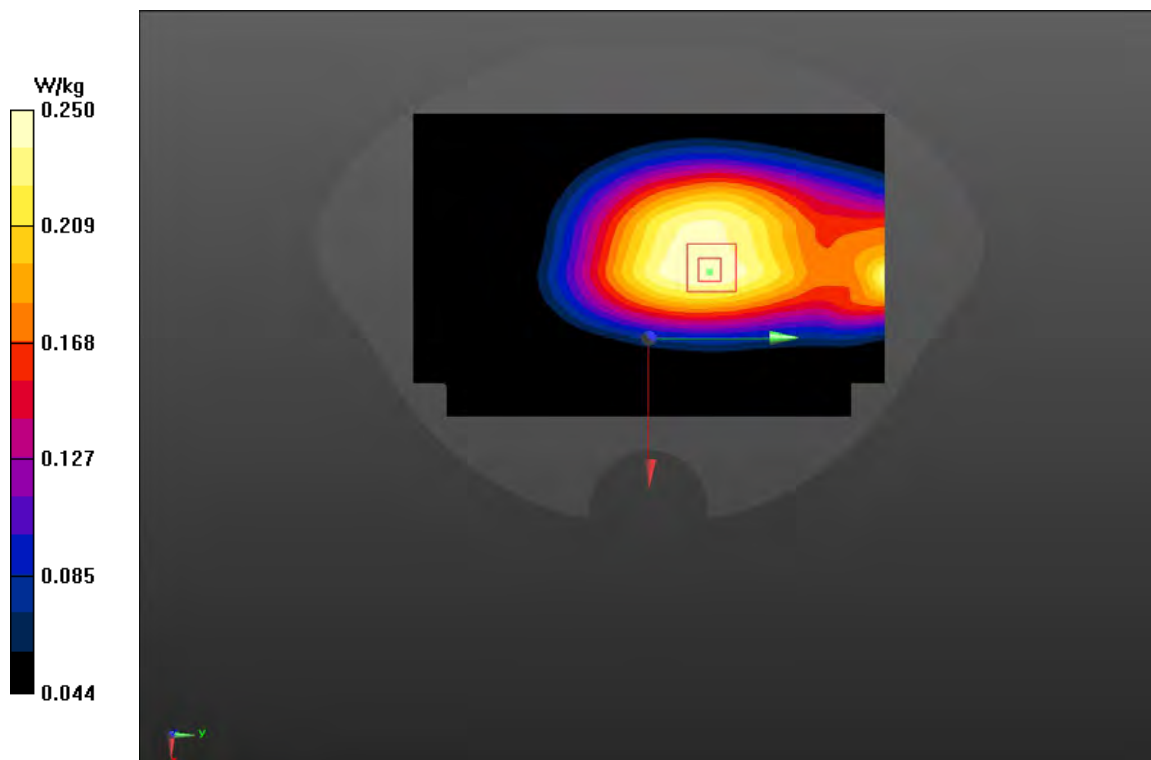
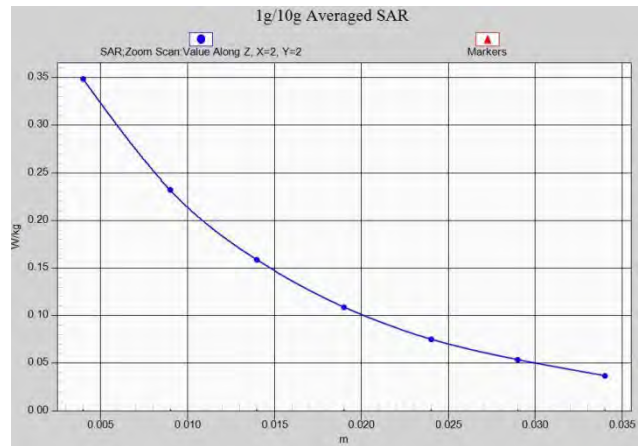
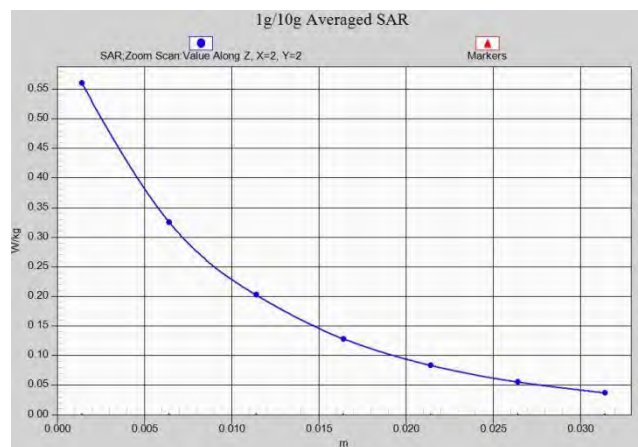


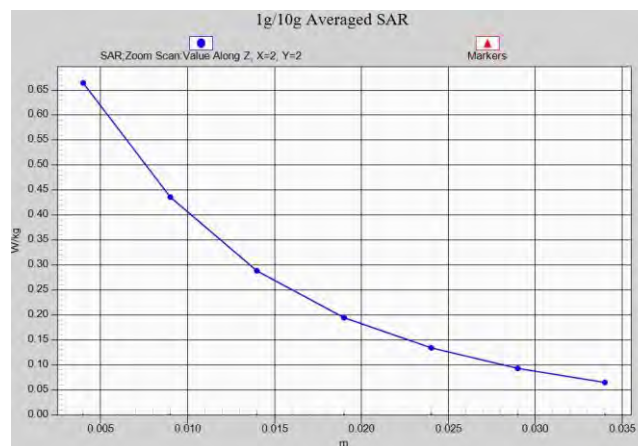
Fig A.36



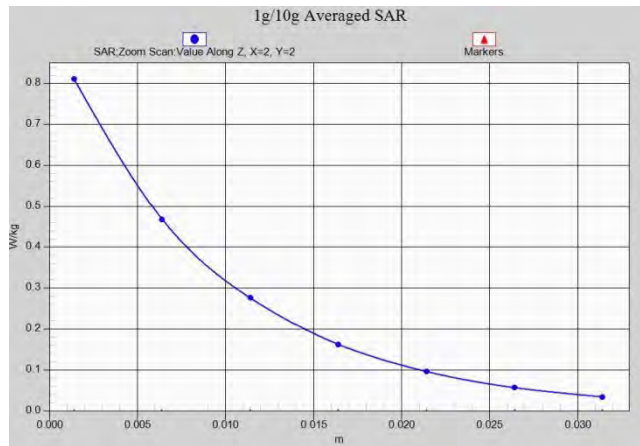
Z-Scan at power reference point (GSM850 ANT0 Head)



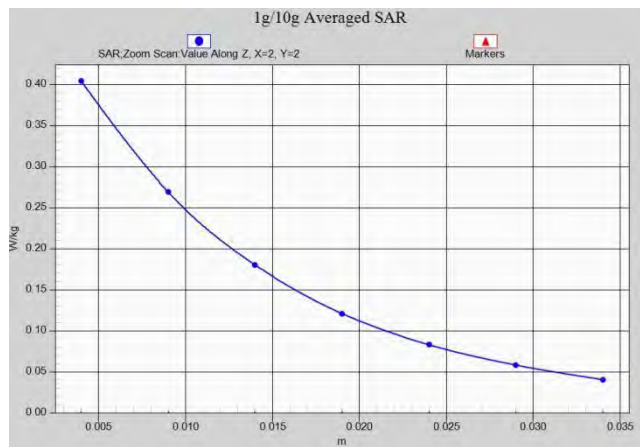
Z-Scan at power reference point (GSM850 ANT0 Body)



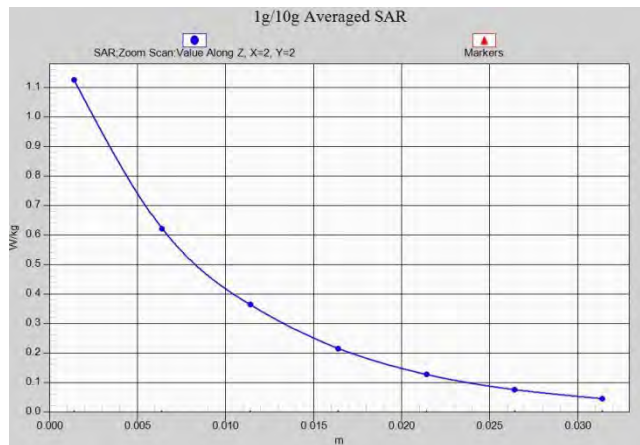
Z-Scan at power reference point (GSM1900 ANT1 Head)



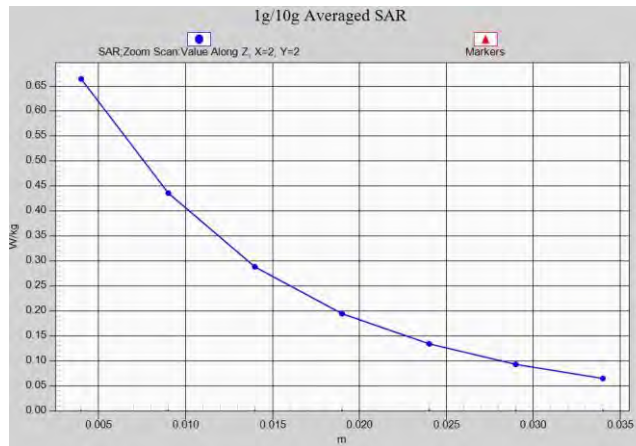
Z-Scan at power reference point (GSM1900 ANT1 Body)



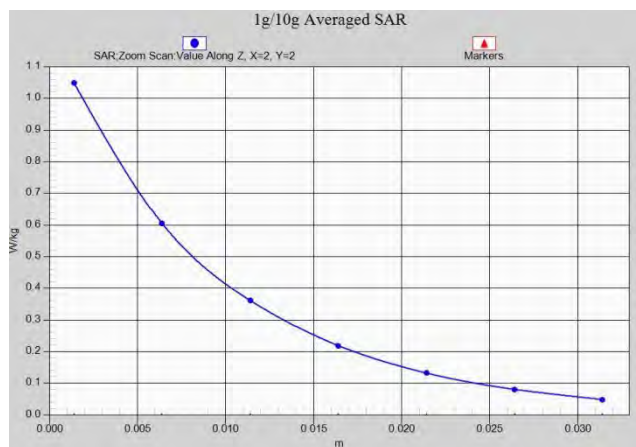
Z-Scan at power reference point (WCDMA1900 ANT1 Head)



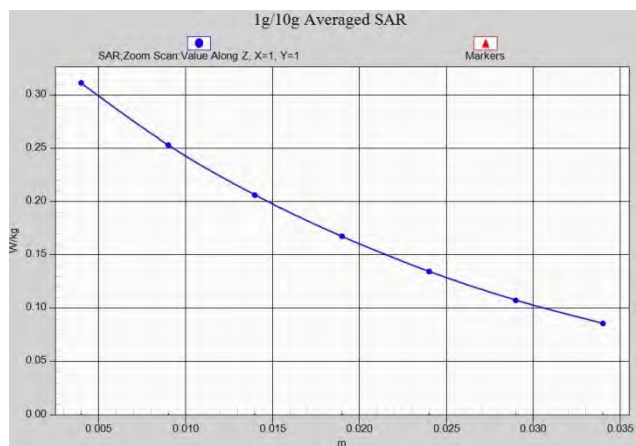
Z-Scan at power reference point (WCDMA1900 ANT1 Body)



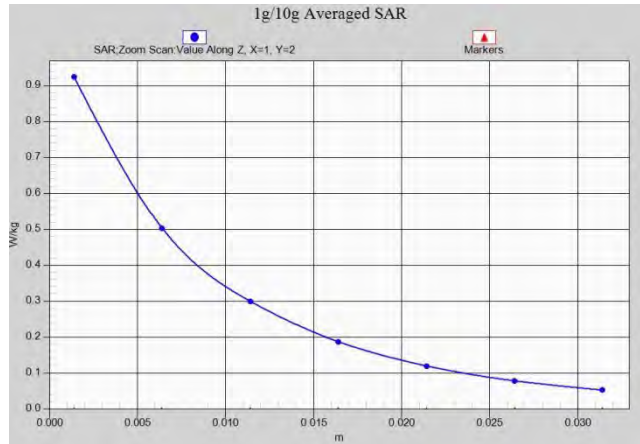
Z-Scan at power reference point (WCDMA1700 ANT1 Head)



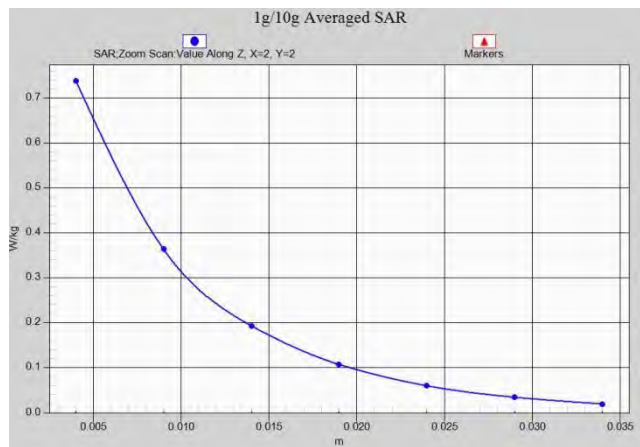
Z-Scan at power reference point (WCDMA1700 ANT1 Body)



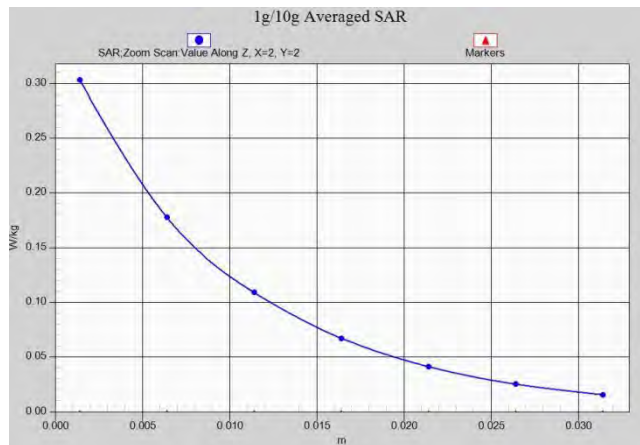
Z-Scan at power reference point (WCDMA850 ANT0 Head)



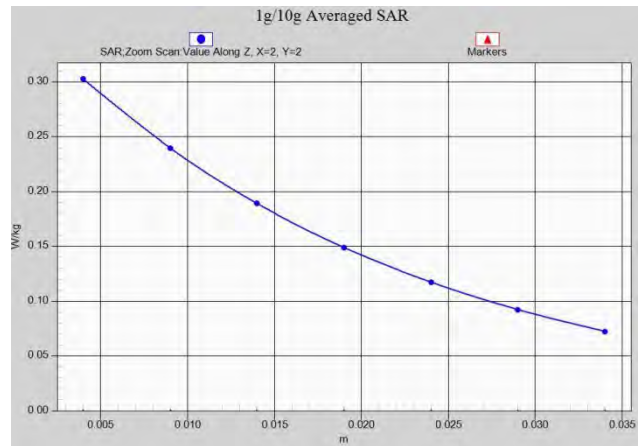
Z-Scan at power reference point (WCDMA850 ANT0 Body)



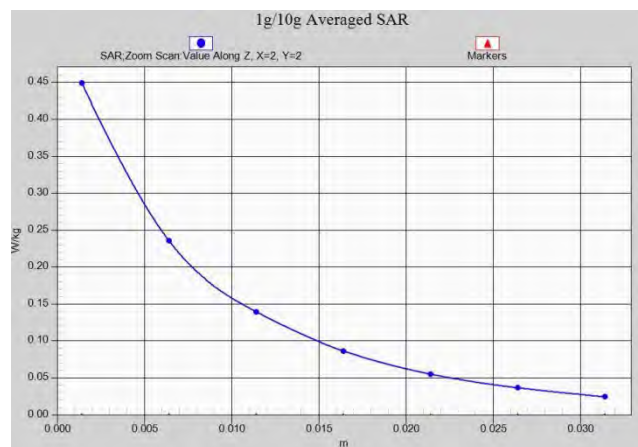
Z-Scan at power reference point (LTEB2 ANT3 Head)



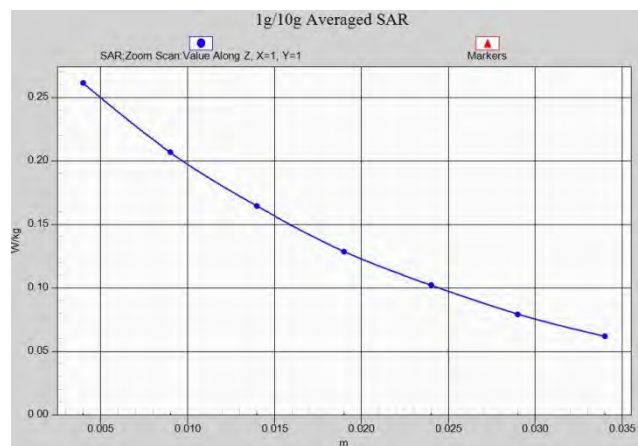
Z-Scan at power reference point (LTEB2 ANT3 Body)



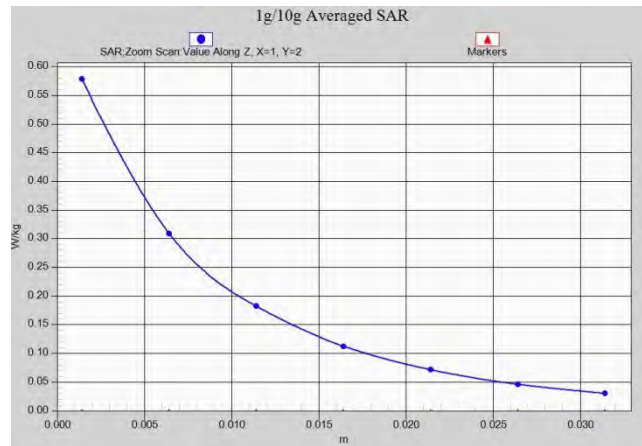
Z-Scan at power reference point (LTEB12 ANT0 Head)



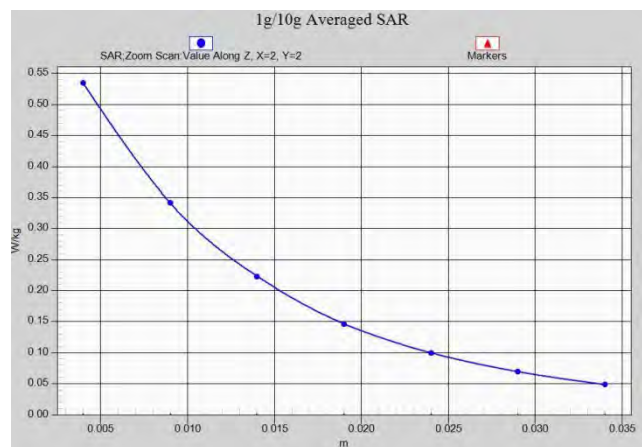
Z-Scan at power reference point (LTEB12 ANT0 Body)



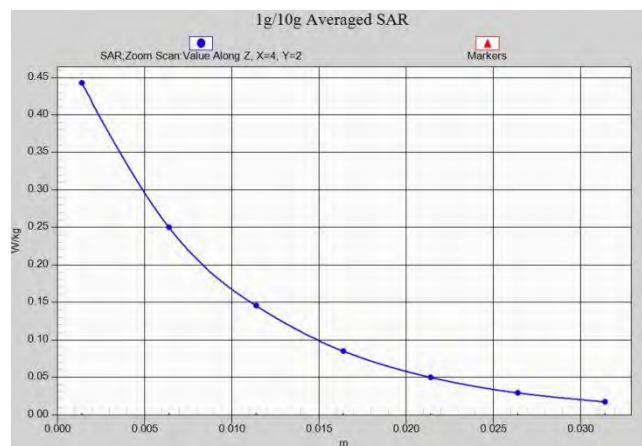
Z-Scan at power reference point (LTEB14 ANT0 Head)



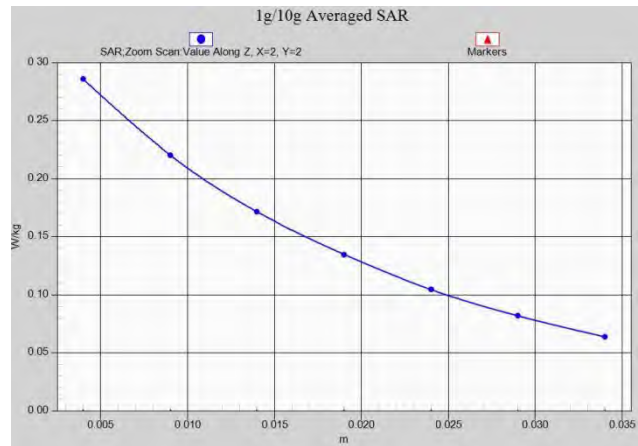
Z-Scan at power reference point (LTEB14 ANT0 Body)



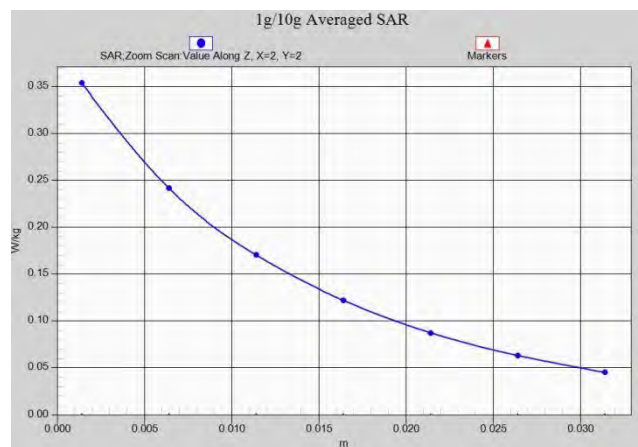
Z-Scan at power reference point (LTEB25 ANT1 Head)



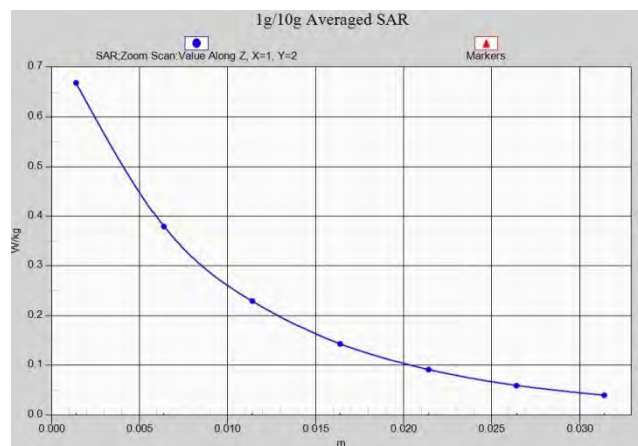
Z-Scan at power reference point (LTEB25 ANT1 Body)



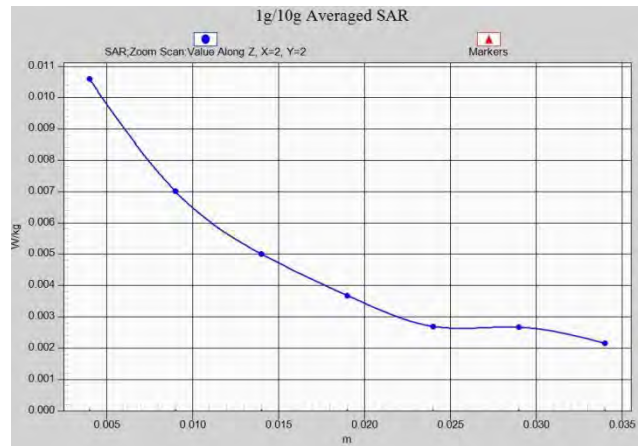
Z-Scan at power reference point (LTEB26 ANT0 Head)



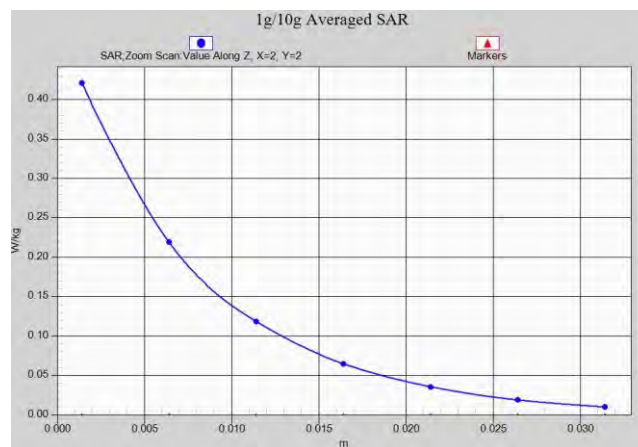
Z-Scan at power reference point (LTEB26 ANT0 Body Rear)



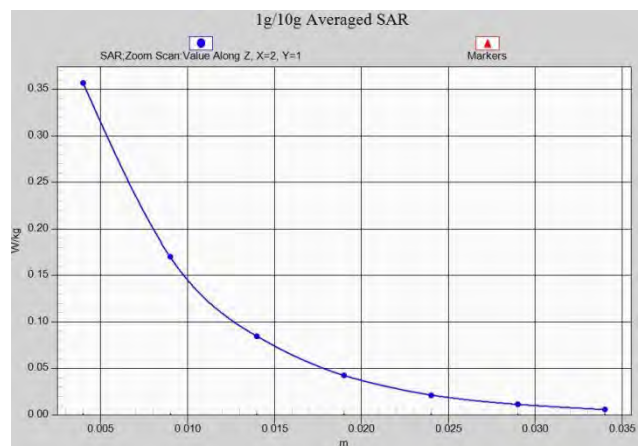
Z-Scan at power reference point (LTEB26 ANT0 Body Right)



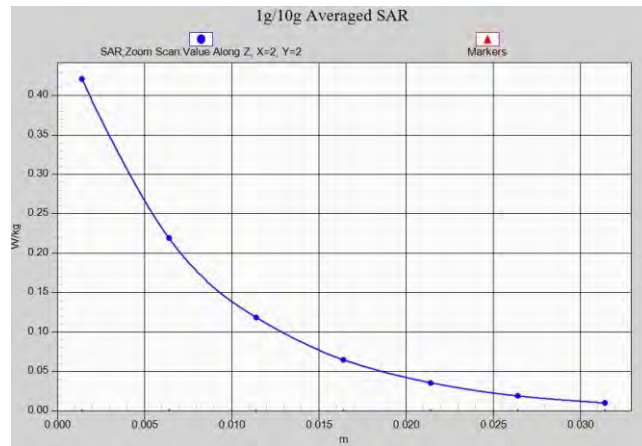
Z-Scan at power reference point (LTEB30 ANT3 Head)



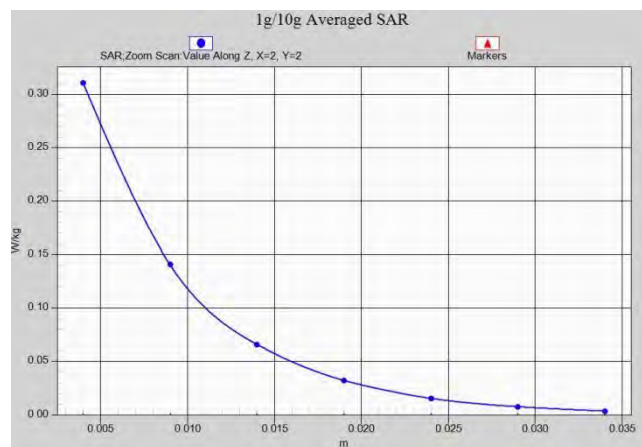
Z-Scan at power reference point (LTEB30 ANT3 Body)



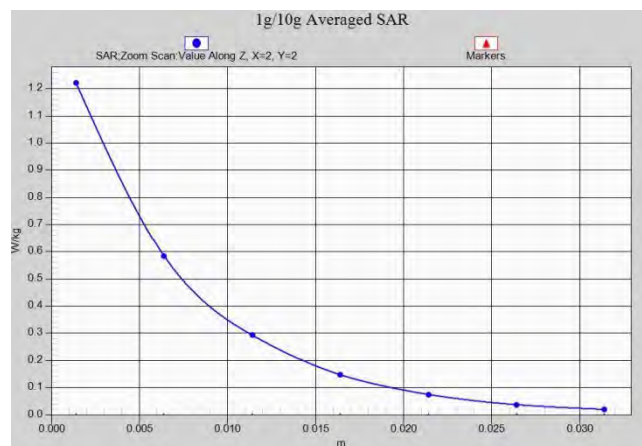
Z-Scan at power reference point (LTEB30 ANT0 Head)



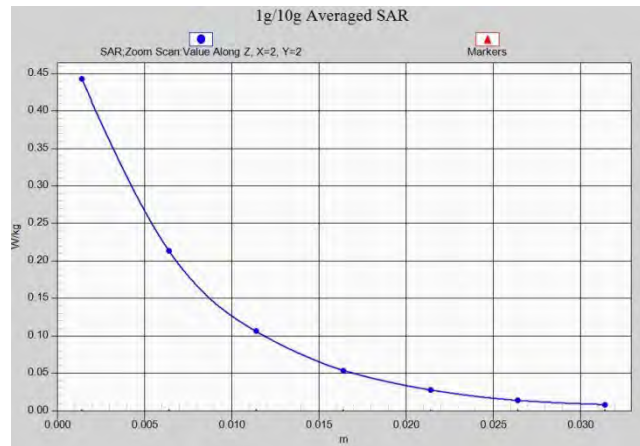
Z-Scan at power reference point (LTEB30 ANT0 Body)



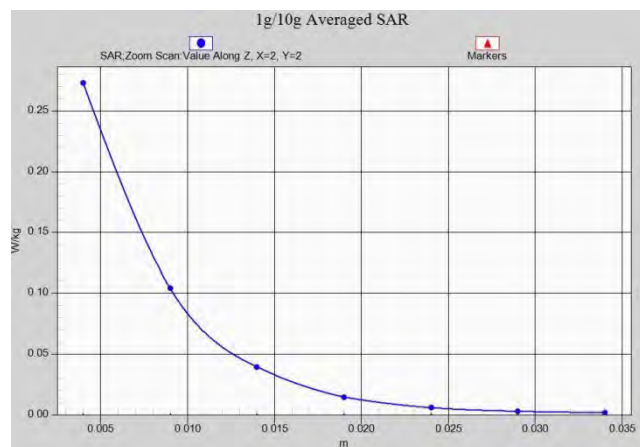
Z-Scan at power reference point (LTEB41 ANT3 Head)



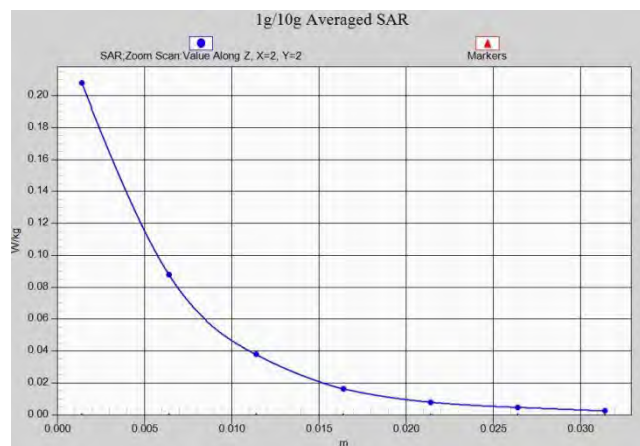
Z-Scan at power reference point (LTEB41 ANT3 Body)



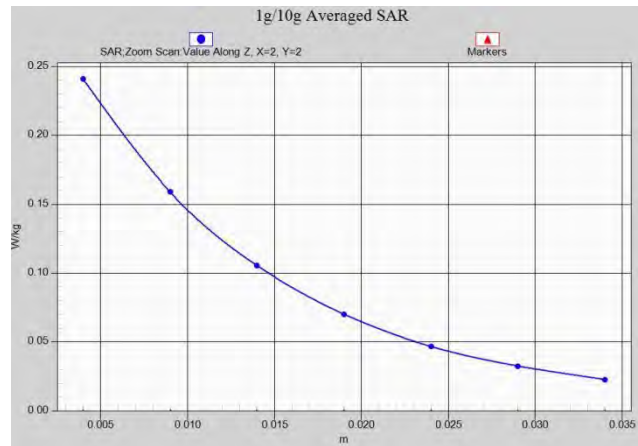
Z-Scan at power reference point (LTEB41 ANT3 Body)



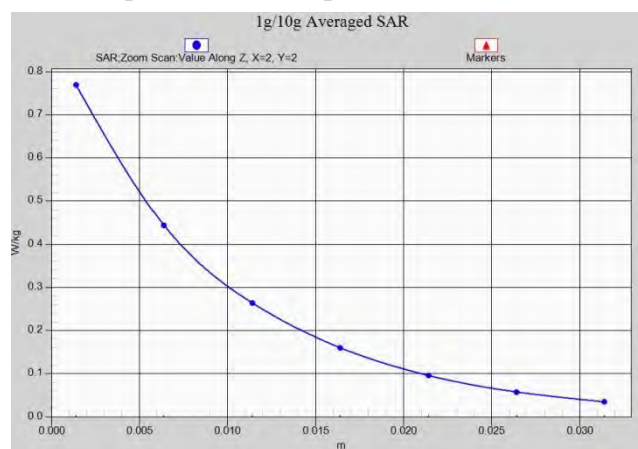
Z-Scan at power reference point (LTEB48 ANT4 Head)



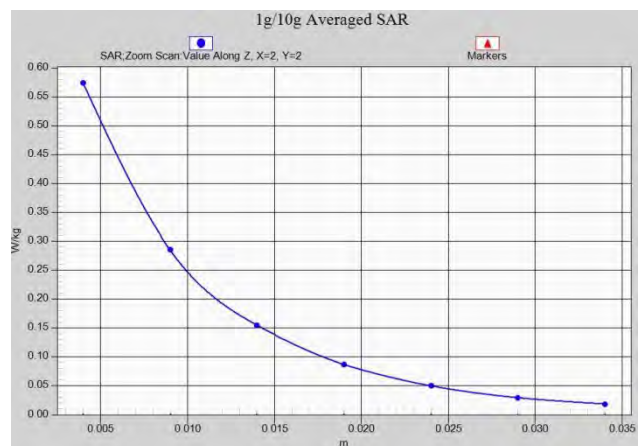
Z-Scan at power reference point (LTEB48 ANT4 Body)



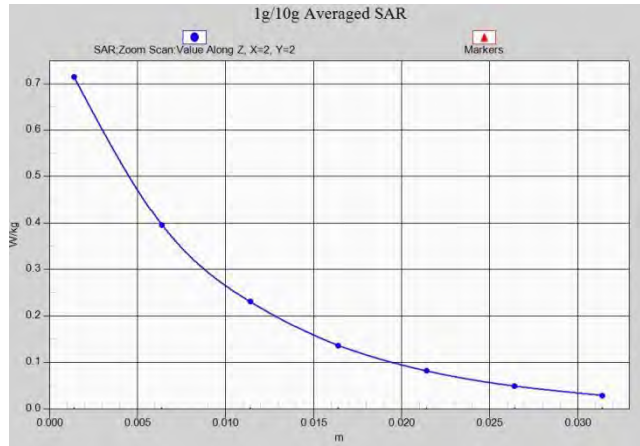
Z-Scan at power reference point (LTEB66 ANT1 Head)



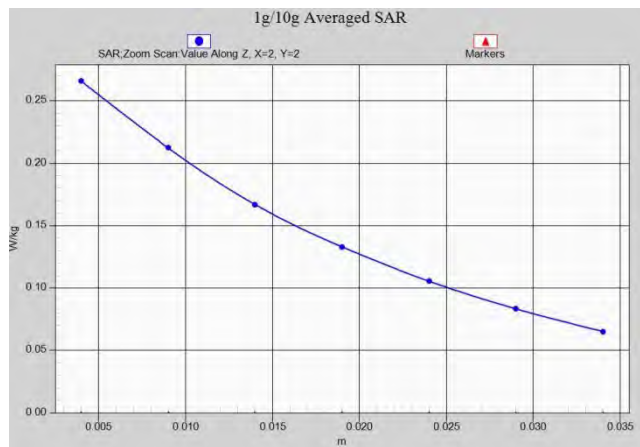
Z-Scan at power reference point (LTEB66 ANT1 Body)



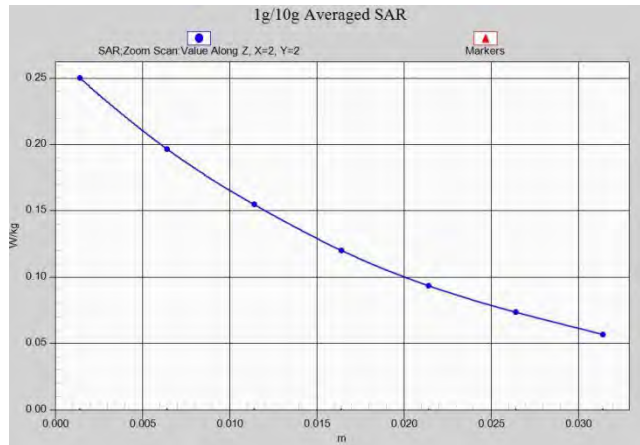
Z-Scan at power reference point (LTEB66 ANT3 Head)



Z-Scan at power reference point (LTEB66 ANT3 Body)



Z-Scan at power reference point (LTEB71 ANT0 Head)



Z-Scan at power reference point (LTEB71 ANT0 Body)

N2 Head ANT1

Date: 9/29/2022

Electronics: DAE4 Sn777

Medium: H700-6000M

Medium parameters used (interpolated): $f = 1852.5$ MHz; $\sigma = 1.425$ S/m; $\epsilon_r = 41.68$; $\rho = 1000$ kg/m³

Ambient Temperature: 23.3°C Liquid Temperature: 22.5°C

Communication System: UID 0, 5G N2 (0) Frequency: 1852.5 MHz Duty Cycle: 1:1

Probe: EX3DV4 - SN7600 ConvF(8.54, 8.54, 8.54)

Area Scan (81x121x1): Interpolated grid: $dx=1.500$ mm, $dy=1.500$ mm

Maximum value of SAR (interpolated) = 0.460 W/kg

Zoom Scan (5x5x7)/Cube 0: Measurement grid: $dx=8$ mm, $dy=8$ mm, $dz=5$ mm

Reference Value = 7.949 V/m; Power Drift = -0.17 dB

Peak SAR (extrapolated) = 0.513 W/kg

SAR(1 g) = 0.340 W/kg; SAR(10 g) = 0.221 W/kg

Maximum value of SAR (measured) = 0.453 W/kg

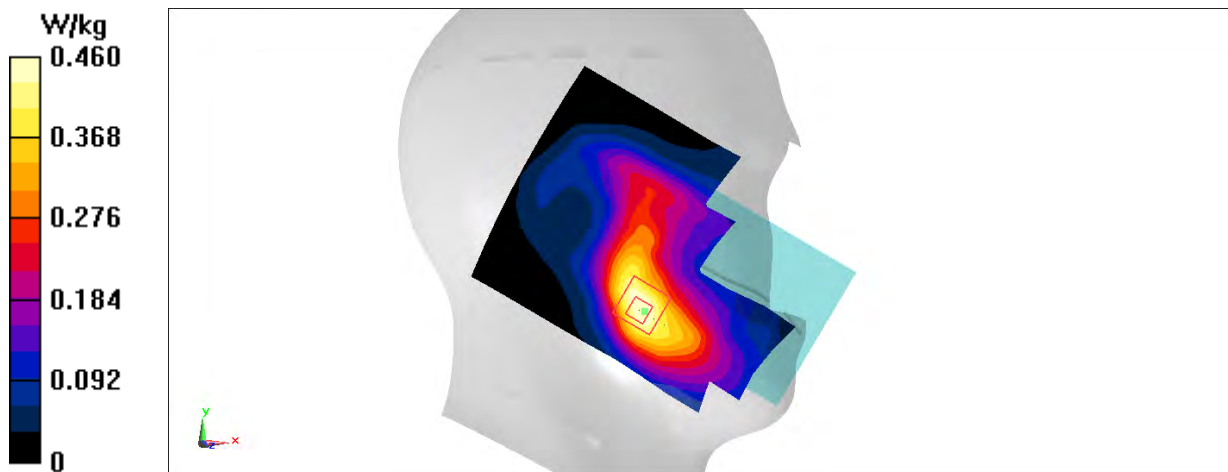


FIG A.37

N2 Body ANT1

Date: 9/29/2022

Electronics: DAE4 Sn777

Medium: H700-6000M

Medium parameters used (interpolated): $f = 1852.5$ MHz; $\sigma = 1.425$ S/m; $\epsilon_r = 41.68$; $\rho = 1000$ kg/m³

Ambient Temperature: 23.3°C Liquid Temperature: 22.5°C

Communication System: UID 0, 5G N2 (0) Frequency: 1852.5 MHz Duty Cycle: 1:1

Probe: EX3DV4 - SN7600 ConvF(8.54, 8.54, 8.54)

Area Scan (91x131x1): Interpolated grid: $dx=1.500$ mm, $dy=1.500$ mm

Maximum value of SAR (interpolated) = 0.918 W/kg

Zoom Scan (6x6x7)/Cube 0: Measurement grid: $dx=8$ mm, $dy=8$ mm, $dz=5$ mm

Reference Value = 18.41 V/m; Power Drift = 0.18 dB

Peak SAR (extrapolated) = 1.06 W/kg

SAR(1 g) = 0.583 W/kg; SAR(10 g) = 0.333 W/kg

Maximum value of SAR (measured) = 0.872 W/kg

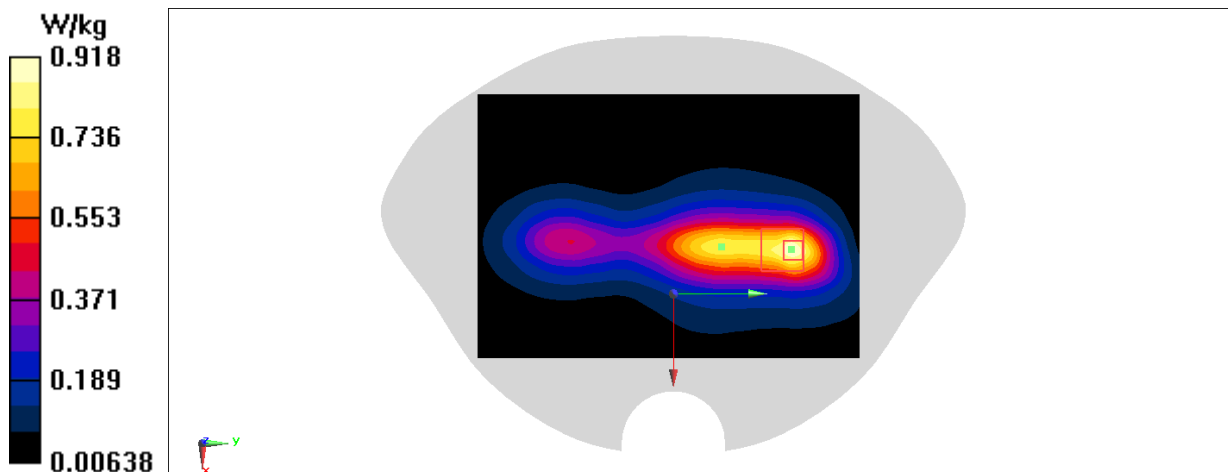


FIG A.38

N2 Head ANT3

Date: 9/29/2022

Electronics: DAE4 Sn777

Medium: H700-6000M

Medium parameters used: $f = 1880$ MHz; $\sigma = 1.445$ S/m; $\epsilon_r = 41.62$; $\rho = 1000$ kg/m³

Ambient Temperature: 23.3°C Liquid Temperature: 22.5°C

Communication System: UID 0, 5G N2 (0) Frequency: 1880 MHz Duty Cycle: 1:1

Probe: EX3DV4 - SN7600 ConvF(8.54, 8.54, 8.54)

Area Scan (81x121x1): Interpolated grid: $dx=1.500$ mm, $dy=1.500$ mm

Maximum value of SAR (interpolated) = 1.20 W/kg

Zoom Scan (5x5x7)/Cube 0: Measurement grid: $dx=8$ mm, $dy=8$ mm, $dz=5$ mm

Reference Value = 14.57 V/m; Power Drift = 0.15 dB

Peak SAR (extrapolated) = 1.33 W/kg

SAR(1 g) = 0.647 W/kg; SAR(10 g) = 0.311 W/kg

Maximum value of SAR (measured) = 0.997 W/kg

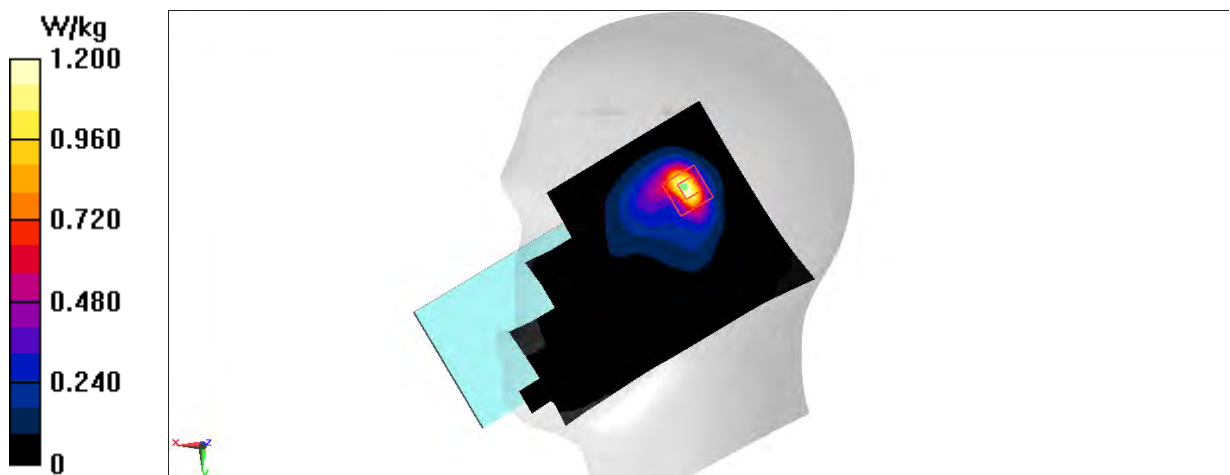


FIG A.39

N2 Body ANT3

Date: 9/29/2022

Electronics: DAE4 Sn777

Medium: H700-6000M

Medium parameters used (interpolated): $f = 1907.5$ MHz; $\sigma = 1.461$ S/m; $\epsilon_r = 42.56$; $\rho = 1000$ kg/m³

Ambient Temperature: 23.3°C Liquid Temperature: 22.5°C

Communication System: UID 0, 5G N2 (0) Frequency: 1907.5 MHz Duty Cycle: 1:1

Probe: EX3DV4 - SN7600 ConvF(8.54, 8.54, 8.54)

Area Scan (81x141x1): Interpolated grid: $dx=1.500$ mm, $dy=1.500$ mm

Maximum value of SAR (interpolated) = 0.874 W/kg

Zoom Scan (5x5x7)/Cube 0: Measurement grid: $dx=8$ mm, $dy=8$ mm, $dz=5$ mm

Reference Value = 16.68 V/m; Power Drift = 0.08 dB

Peak SAR (extrapolated) = 1.19 W/kg

SAR(1 g) = 0.598 W/kg; SAR(10 g) = 0.302 W/kg

Maximum value of SAR (measured) = 0.917 W/kg

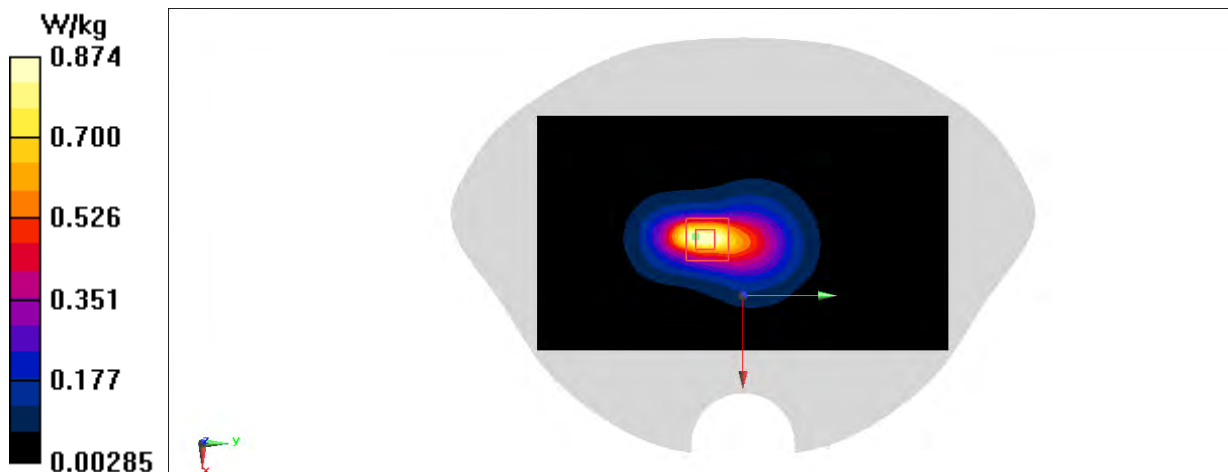


FIG A.40

N5 Head ANT0

Date: 9/30/2022

Electronics: DAE4 Sn777

Medium: H700-6000M

Medium parameters used (interpolated): $f = 836.5$ MHz; $\sigma = 0.927$ S/m; $\epsilon_r = 42.9$; $\rho = 1000$ kg/m³

Ambient Temperature: 23.3°C Liquid Temperature: 22.5°C

Communication System: UID 0, 5G N5 (0) Frequency: 836.5 MHz Duty Cycle: 1:1

Probe: EX3DV4 - SN7600 ConvF(10.74, 10.74, 10.74)

Area Scan (81x141x1): Interpolated grid: dx=1.500 mm, dy=1.500 mm

Maximum value of SAR (interpolated) = 0.228 W/kg

Zoom Scan (5x5x7)/Cube 0: Measurement grid: dx=8mm, dy=8mm, dz=5mm

Reference Value = 7.231 V/m; Power Drift = 0.18 dB

Peak SAR (extrapolated) = 0.267 W/kg

SAR(1 g) = 0.195 W/kg; SAR(10 g) = 0.153 W/kg

Maximum value of SAR (measured) = 0.239 W/kg

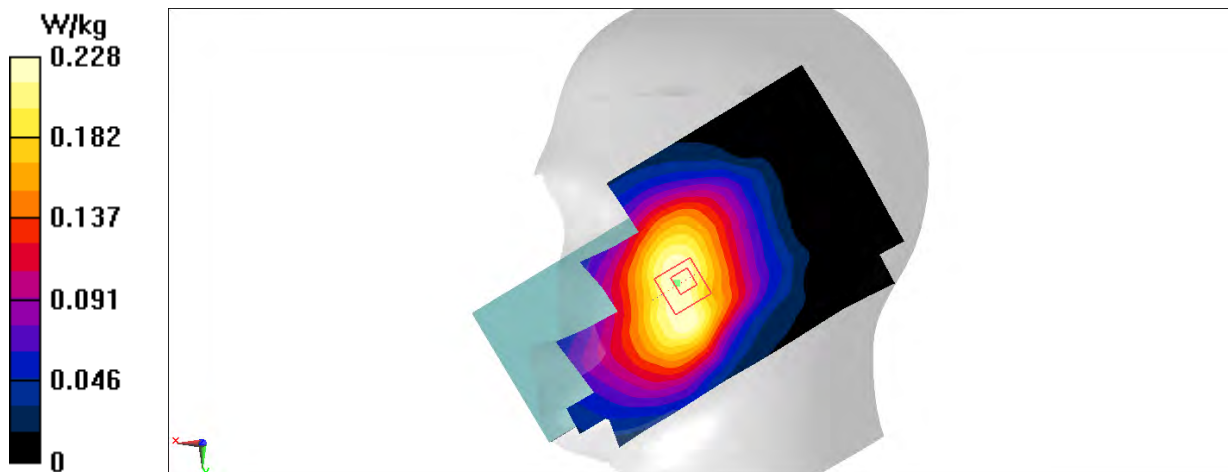


FIG A.41

N5 Body ANT0

Date: 9/30/2022

Electronics: DAE4 Sn777

Medium: H700-6000M

Medium parameters used (interpolated): $f = 846.5$ MHz; $\sigma = 0.931$ S/m; $\epsilon_r = 42.86$; $\rho = 1000$ kg/m³

Ambient Temperature: 23.3°C Liquid Temperature: 22.5°C

Communication System: UID 0, 5G N5 (0) Frequency: 846.5 MHz Duty Cycle: 1:1

Probe: EX3DV4 - SN7600 ConvF(10.74, 10.74, 10.74)

Area Scan (81x131x1): Interpolated grid: $dx=1.500$ mm, $dy=1.500$ mm

Maximum value of SAR (interpolated) = 0.754 W/kg

Zoom Scan (6x6x7)/Cube 0: Measurement grid: $dx=8$ mm, $dy=8$ mm, $dz=5$ mm

Reference Value = 15.36 V/m; Power Drift = -0.12 dB

Peak SAR (extrapolated) = 0.969 W/kg

SAR(1 g) = 0.517 W/kg; SAR(10 g) = 0.300 W/kg

Maximum value of SAR (measured) = 0.782 W/kg

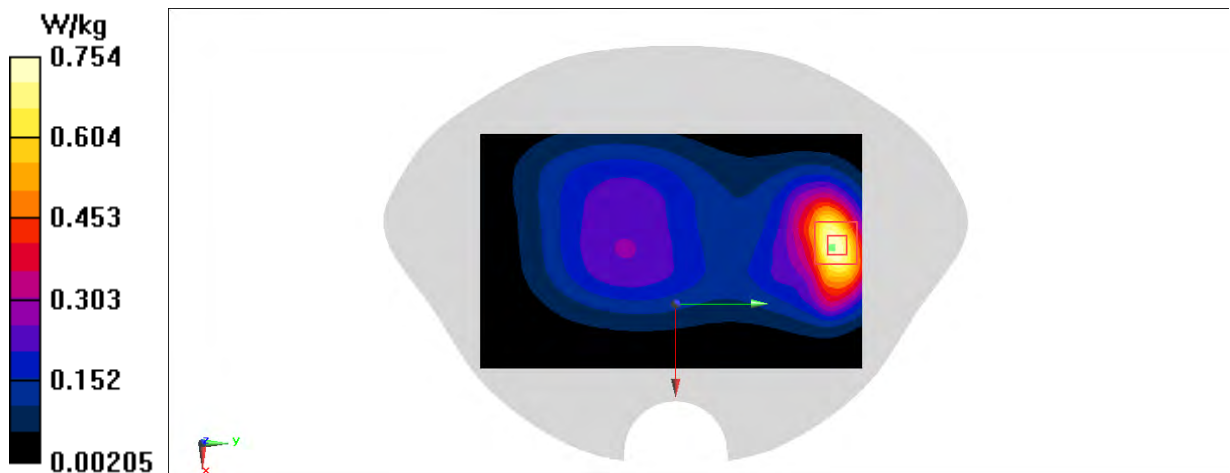


FIG A.42

N25 Head ANT1

Date: 9/28/2022

Electronics: DAE4 Sn777

Medium: H700-6000M

Medium parameters used (interpolated): $f = 1852.5$ MHz; $\sigma = 1.425$ S/m; $\epsilon_r = 41.68$; $\rho = 1000$ kg/m³

Ambient Temperature: 23.3°C Liquid Temperature: 22.5°C

Communication System: UID 0, 5G N25 (0) Frequency: 1852.5 MHz Duty Cycle: 1:1

Probe: EX3DV4 - SN7600 ConvF(8.54, 8.54, 8.54)

Area Scan (81x121x1): Interpolated grid: $dx=1.500$ mm, $dy=1.500$ mm

Maximum value of SAR (interpolated) = 0.474 W/kg

Zoom Scan (5x5x7)/Cube 0: Measurement grid: $dx=8$ mm, $dy=8$ mm, $dz=5$ mm

Reference Value = 7.777 V/m; Power Drift = -0.11 dB

Peak SAR (extrapolated) = 0.540 W/kg

SAR(1 g) = 0.355 W/kg; SAR(10 g) = 0.230 W/kg

Maximum value of SAR (measured) = 0.476 W/kg

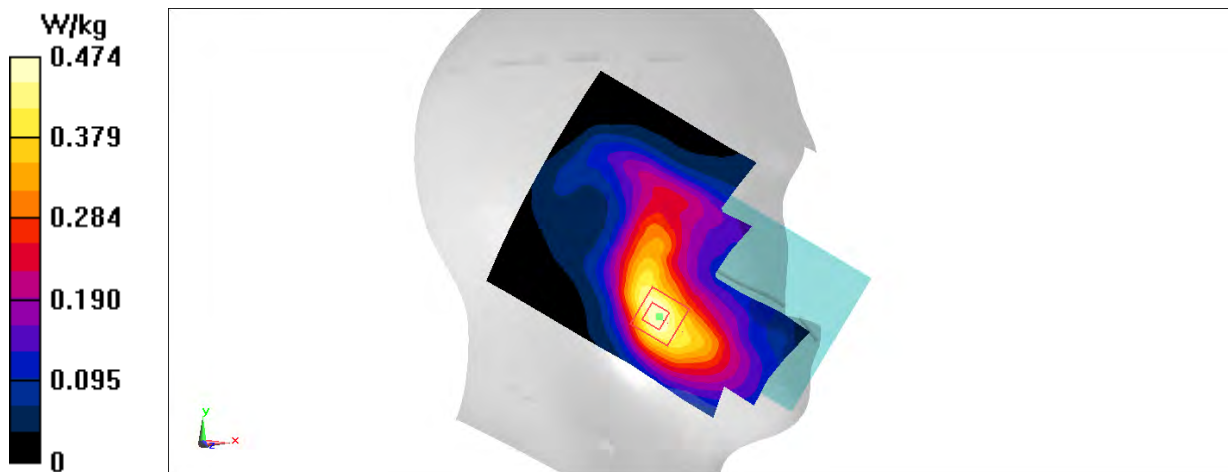


FIG A.43

N25 Body ANT1

Date: 9/28/2022

Electronics: DAE4 Sn777

Medium: H700-6000M

Medium parameters used (interpolated): $f = 1882.5$ MHz; $\sigma = 1.445$ S/m; $\epsilon_r = 41.617$; $\rho = 1000$ kg/m³

Ambient Temperature: 23.3°C Liquid Temperature: 22.5°C

Communication System: UID 0, 5G N25 (0) Frequency: 1882.5 MHz Duty Cycle: 1:1

Probe: EX3DV4 - SN7600 ConvF(8.54, 8.54, 8.54)

Area Scan (81x131x1): Interpolated grid: $dx=1.500$ mm, $dy=1.500$ mm

Maximum value of SAR (interpolated) = 1.05 W/kg

Zoom Scan (5x5x7)/Cube 0: Measurement grid: $dx=8$ mm, $dy=8$ mm, $dz=5$ mm

Reference Value = 14.64 V/m; Power Drift = -0.16 dB

Peak SAR (extrapolated) = 1.14 W/kg

SAR(1 g) = 0.644 W/kg; SAR(10 g) = 0.384 W/kg

Maximum value of SAR (measured) = 0.948 W/kg

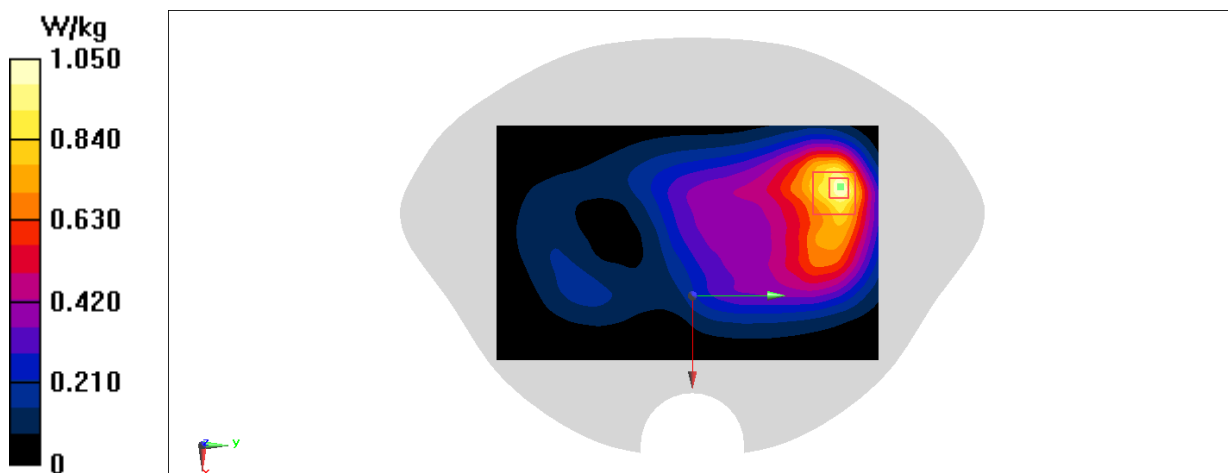


FIG A.44

N25 Head ANT3

Date: 9/28/2022

Electronics: DAE4 Sn777

Medium: H700-6000M

Medium parameters used (interpolated): $f = 1912.5$ MHz; $\sigma = 1.467$ S/m; $\epsilon_r = 41.54$; $\rho = 1000$ kg/m³

Ambient Temperature: 23.3°C Liquid Temperature: 22.5°C

Communication System: UID 0, 5G N25 (0) Frequency: 1912.5 MHz Duty Cycle: 1:1

Probe: EX3DV4 - SN7600 ConvF(8.54, 8.54, 8.54)

Area Scan (81x121x1): Interpolated grid: $dx=1.500$ mm, $dy=1.500$ mm

Maximum value of SAR (interpolated) = 0.880 W/kg

Zoom Scan (5x5x7)/Cube 0: Measurement grid: $dx=8$ mm, $dy=8$ mm, $dz=5$ mm

Reference Value = 14.41 V/m; Power Drift = 0.19 dB

Peak SAR (extrapolated) = 1.19 W/kg

SAR(1 g) = 0.535 W/kg; SAR(10 g) = 0.236 W/kg

Maximum value of SAR (measured) = 0.907 W/kg

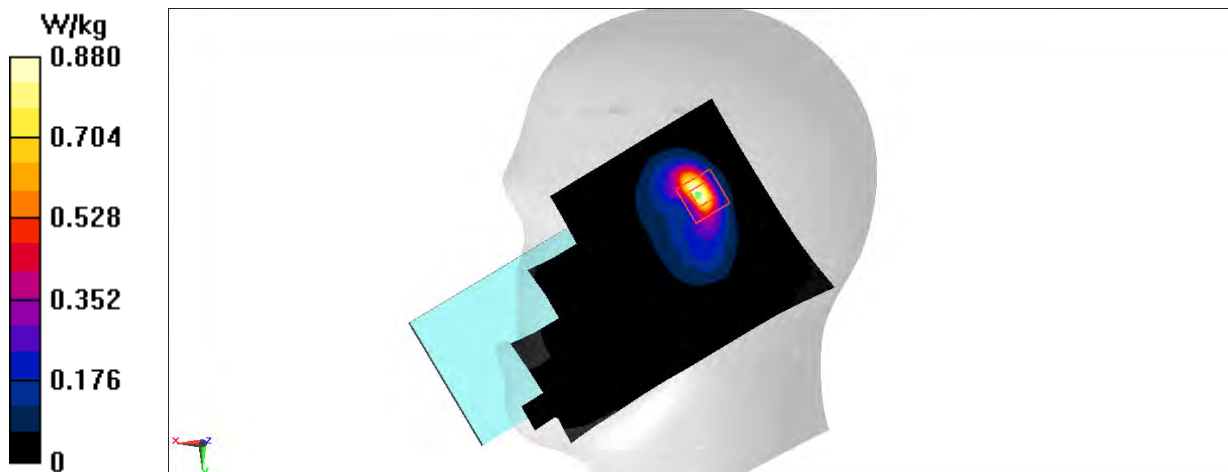


FIG A.45

N25 Body ANT3

Date: 9/28/2022

Electronics: DAE4 Sn777

Medium: H700-6000M

Medium parameters used (interpolated): $f = 1912.5$ MHz; $\sigma = 1.467$ S/m; $\epsilon_r = 41.54$; $\rho = 1000$ kg/m³

Ambient Temperature: 23.3°C Liquid Temperature: 22.5°C

Communication System: UID 0, 5G N25 (0) Frequency: 1912.5 MHz Duty Cycle: 1:1

Probe: EX3DV4 - SN7600 ConvF(8.54, 8.54, 8.54)

Area Scan (81x131x1): Interpolated grid: dx=1.500 mm, dy=1.500 mm

Maximum value of SAR (interpolated) = 0.954 W/kg

Zoom Scan (5x5x7)/Cube 0: Measurement grid: dx=8mm, dy=8mm, dz=5mm

Reference Value = 15.07 V/m; Power Drift = 0.17 dB

Peak SAR (extrapolated) = 1.19 W/kg

SAR(1 g) = 0.607 W/kg; SAR(10 g) = 0.305 W/kg

Maximum value of SAR (measured) = 0.977 W/kg

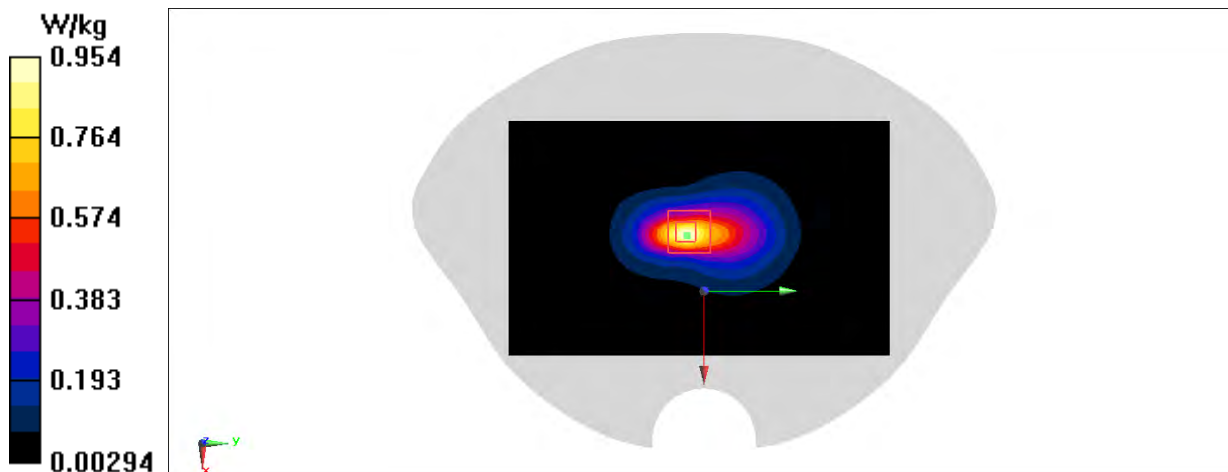


FIG A.46

N26 Head ANT0

Date: 9/30/2022

Electronics: DAE4 Sn777

Medium: H700-6000M

Medium parameters used (interpolated): $f = 846.5$ MHz; $\sigma = 0.931$ S/m; $\epsilon_r = 42.86$; $\rho = 1000$ kg/m³

Ambient Temperature: 23.3°C Liquid Temperature: 22.5°C

Communication System: UID 0, N26 (0) Frequency: 846.5 MHz Duty Cycle: 1:1

Probe: EX3DV4 - SN7600 ConvF(10.74, 10.74, 10.74)

Area Scan (81x121x1): Interpolated grid: $dx=1.500$ mm, $dy=1.500$ mm

Maximum value of SAR (interpolated) = 0.285 W/kg

Zoom Scan (5x5x7)/Cube 0: Measurement grid: $dx=8$ mm, $dy=8$ mm, $dz=5$ mm

Reference Value = 3.865 V/m; Power Drift = 0.03 dB

Peak SAR (extrapolated) = 0.322 W/kg

SAR(1 g) = 0.235 W/kg; SAR(10 g) = 0.182 W/kg

Maximum value of SAR (measured) = 0.283 W/kg

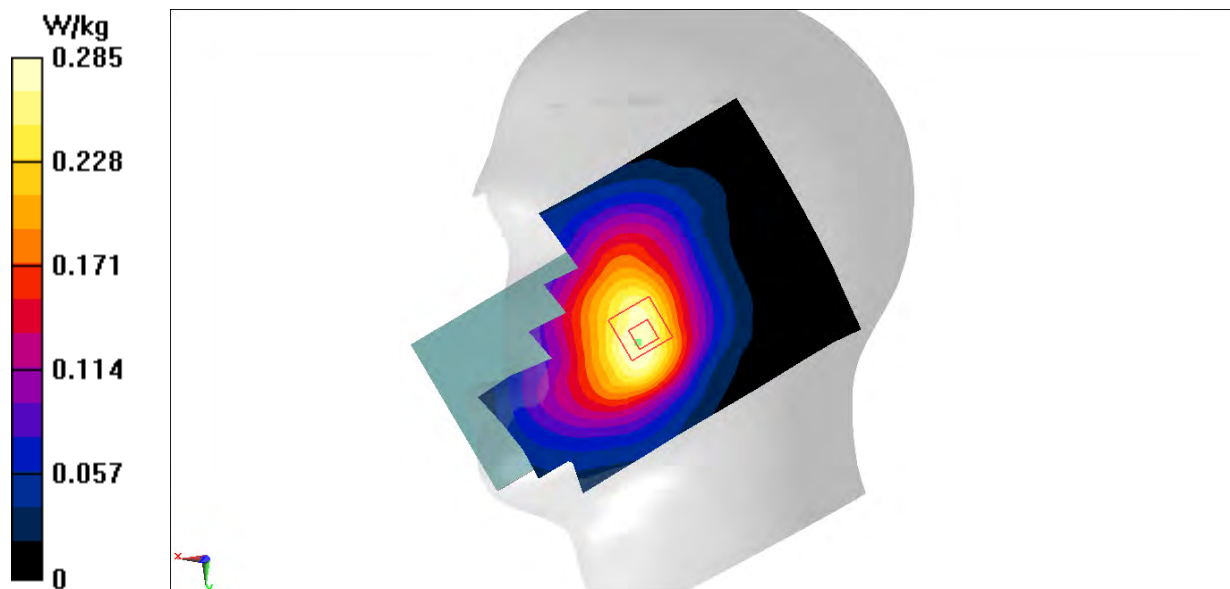


FIG A.47

N26 Body ANT0

Date: 9/30/2022

Electronics: DAE4 Sn777

Medium: H700-6000M

Medium parameters used (interpolated): $f = 846.5$ MHz; $\sigma = 0.931$ S/m; $\epsilon_r = 42.86$; $\rho = 1000$ kg/m³

Ambient Temperature: 23.3°C Liquid Temperature: 22.5°C

Communication System: UID 0, N26 (0) Frequency: 846.5 MHz Duty Cycle: 1:1

Probe: EX3DV4 - SN7600 ConvF(10.74, 10.74, 10.74)

Area Scan (81x141x1): Interpolated grid: $dx=1.500$ mm, $dy=1.500$ mm

Maximum value of SAR (interpolated) = 0.561 W/kg

Zoom Scan (5x5x7)/Cube 0: Measurement grid: $dx=8$ mm, $dy=8$ mm, $dz=5$ mm

Reference Value = 17.65 V/m; Power Drift = -0.13 dB

Peak SAR (extrapolated) = 0.687 W/kg

SAR(1 g) = 0.389 W/kg; SAR(10 g) = 0.233 W/kg

Maximum value of SAR (measured) = 0.562 W/kg

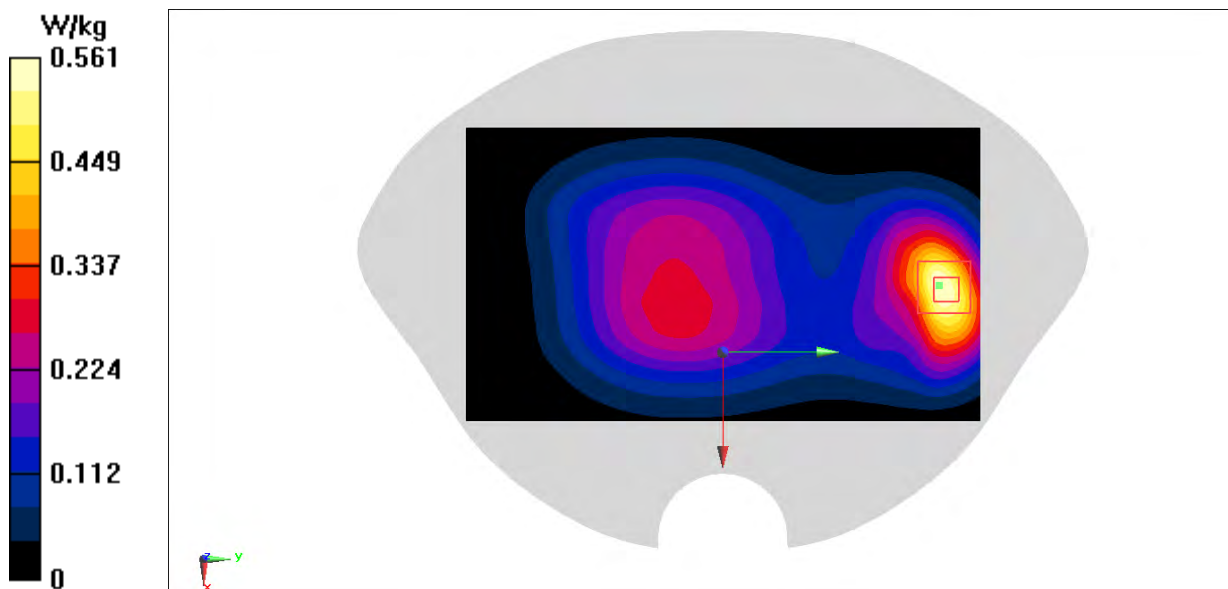


FIG A.48

N30 Head ANT3

Date: 10/10/2022

Electronics: DAE4 Sn777

Medium: H700-6000M

Medium parameters used: $f = 2310$ MHz; $\sigma = 1.749$ S/m; $\epsilon_r = 41.09$; $\rho = 1000$ kg/m³

Ambient Temperature: 23.3°C Liquid Temperature: 22.5°C

Communication System: UID 0, 5G N30 (0) Frequency: 2310 MHz Duty Cycle: 1:1

Probe: EX3DV4 - SN7600 ConvF(8.14, 8.14, 8.14)

Area Scan (81x121x1): Interpolated grid: $dx=1.200$ mm, $dy=1.200$ mm

Maximum value of SAR (interpolated) = 1.26 W/kg

Zoom Scan (5x5x7)/Cube 0: Measurement grid: $dx=5$ mm, $dy=5$ mm, $dz=5$ mm

Reference Value = 7.821 V/m; Power Drift = 0.07 dB

Peak SAR (extrapolated) = 1.61 W/kg

SAR(1 g) = 0.707 W/kg; SAR(10 g) = 0.321 W/kg

Maximum value of SAR (measured) = 1.17 W/kg

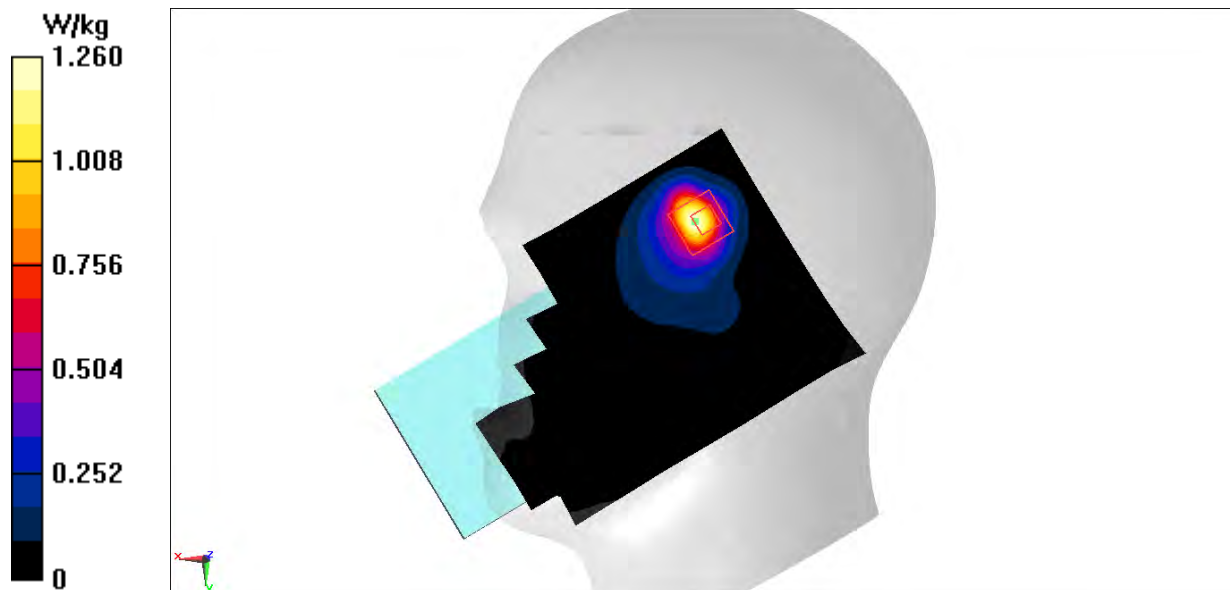


FIG A.49

N30 Body ANT3

Date: 10/10/2022

Electronics: DAE4 Sn777

Medium: H700-6000M

Medium parameters used (interpolated): $f = 2307.5$ MHz; $\sigma = 1.728$ S/m; $\epsilon_r = 40.6$; $\rho = 1000$ kg/m³

Ambient Temperature: 23.3°C Liquid Temperature: 22.5°C

Communication System: UID 0, 5G N30 (0) Frequency: 2307.5 MHz Duty Cycle: 1:1

Probe: EX3DV4 - SN7600 ConvF(8.14, 8.14, 8.14)

Area Scan (81x141x1): Interpolated grid: $dx=1.200$ mm, $dy=1.200$ mm

Maximum value of SAR (interpolated) = 0.949 W/kg

Zoom Scan (5x5x7)/Cube 0: Measurement grid: $dx=5$ mm, $dy=5$ mm, $dz=5$ mm

Reference Value = 6.149 V/m; Power Drift = -0.16 dB

Peak SAR (extrapolated) = 1.17 W/kg

SAR(1 g) = 0.599 W/kg; SAR(10 g) = 0.293 W/kg

Maximum value of SAR (measured) = 0.955 W/kg

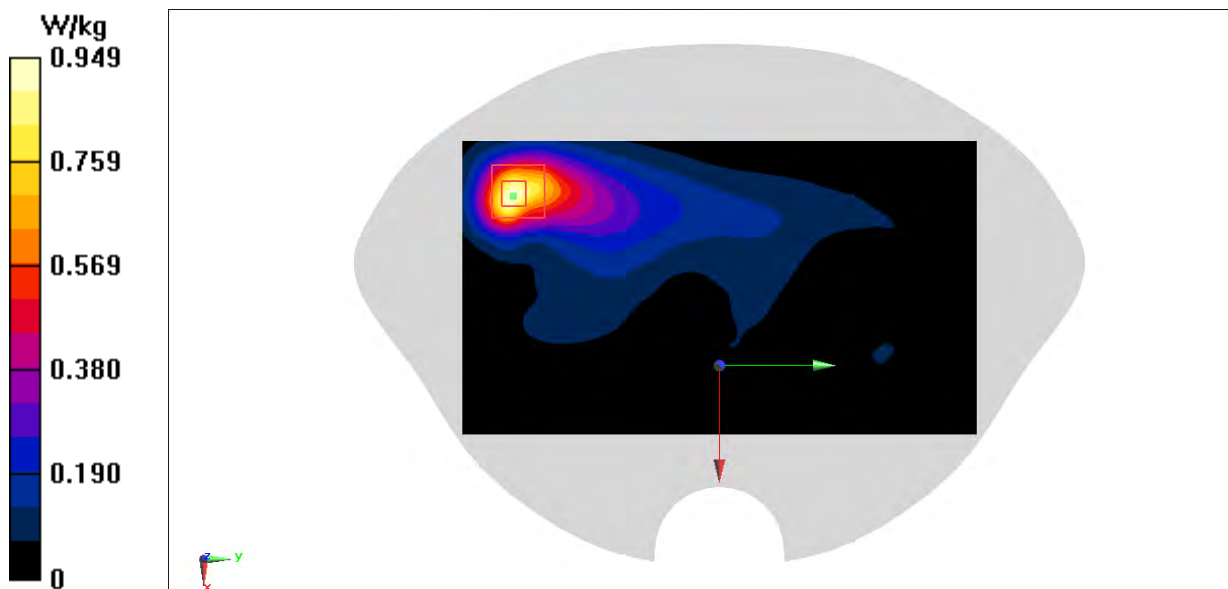


FIG A.50

N30 Body ANT0

Date: 10/10/2022

Electronics: DAE4 Sn777

Medium: H700-6000M

Medium parameters used (interpolated): $f = 2312.5$ MHz; $\sigma = 1.707$ S/m; $\epsilon_r = 40.11$; $\rho = 1000$ kg/m³

Ambient Temperature: 23.3°C Liquid Temperature: 22.5°C

Communication System: UID 0, 5G N30 (0) Frequency: 2312.5 MHz Duty Cycle: 1:1

Probe: EX3DV4 - SN7600 ConvF(8.14, 8.14, 8.14)

Area Scan (81x141x1): Interpolated grid: dx=1.200 mm, dy=1.200 mm

Maximum value of SAR (interpolated) = 1.21 W/kg

Zoom Scan (5x5x7)/Cube 0: Measurement grid: dx=5mm, dy=5mm, dz=5mm

Reference Value = 14.41 V/m; Power Drift = 0.08 dB

Peak SAR (extrapolated) = 1.50 W/kg

SAR(1 g) = 0.724 W/kg; SAR(10 g) = 0.330 W/kg

Maximum value of SAR (measured) = 1.18 W/kg

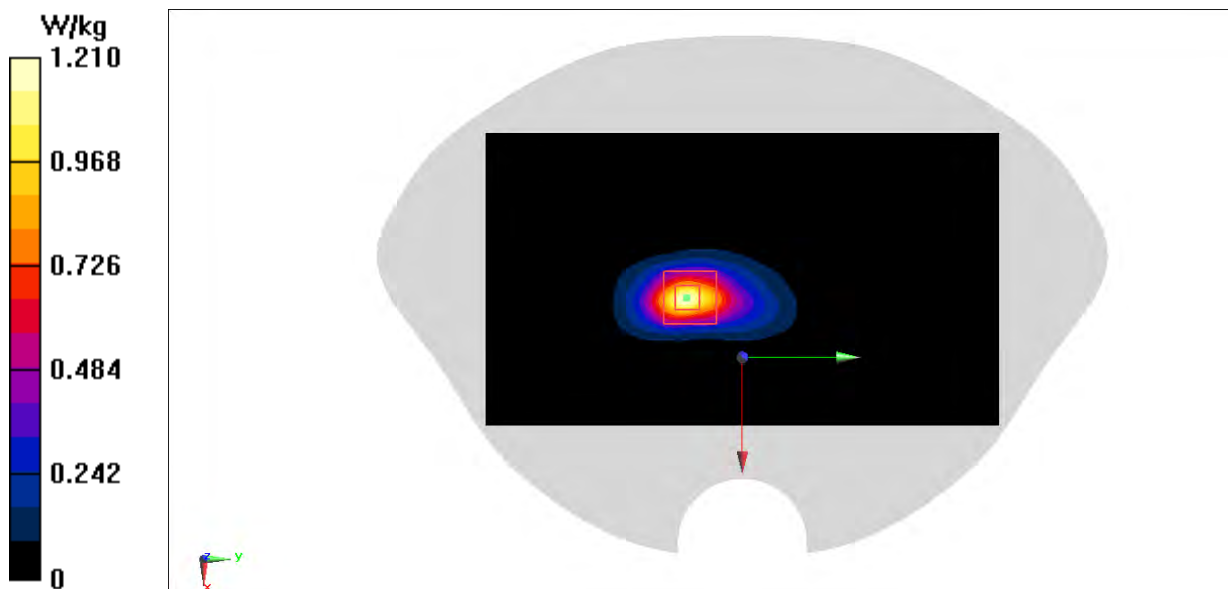


FIG A.51

N41 Head ANT3

Date: 10/19/2022

Electronics: DAE4 Sn777

Medium: H700-6000M

Medium parameters used (interpolated): $f = 2506.02$ MHz; $\sigma = 1.878$ S/m; $\epsilon_r = 39.681$; $\rho = 1000$ kg/m³

Ambient Temperature: 23.3°C Liquid Temperature: 22.5°C

Communication System: UID 0, 5G N41 (0) Frequency: 2506.02 MHz Duty Cycle: 1:1

Probe: EX3DV4 - SN7600 ConvF(7.82, 7.82, 7.82)

Area Scan (81x141x1): Interpolated grid: dx=1.200 mm, dy=1.200 mm

Maximum value of SAR (interpolated) = 1.25 W/kg

Zoom Scan (5x5x7)/Cube 0: Measurement grid: dx=5mm, dy=5mm, dz=5mm

Reference Value = 5.467 V/m; Power Drift = -0.09 dB

Peak SAR (extrapolated) = 1.47 W/kg

SAR(1 g) = 0.664 W/kg; SAR(10 g) = 0.301 W/kg

Maximum value of SAR (measured) = 1.07 W/kg

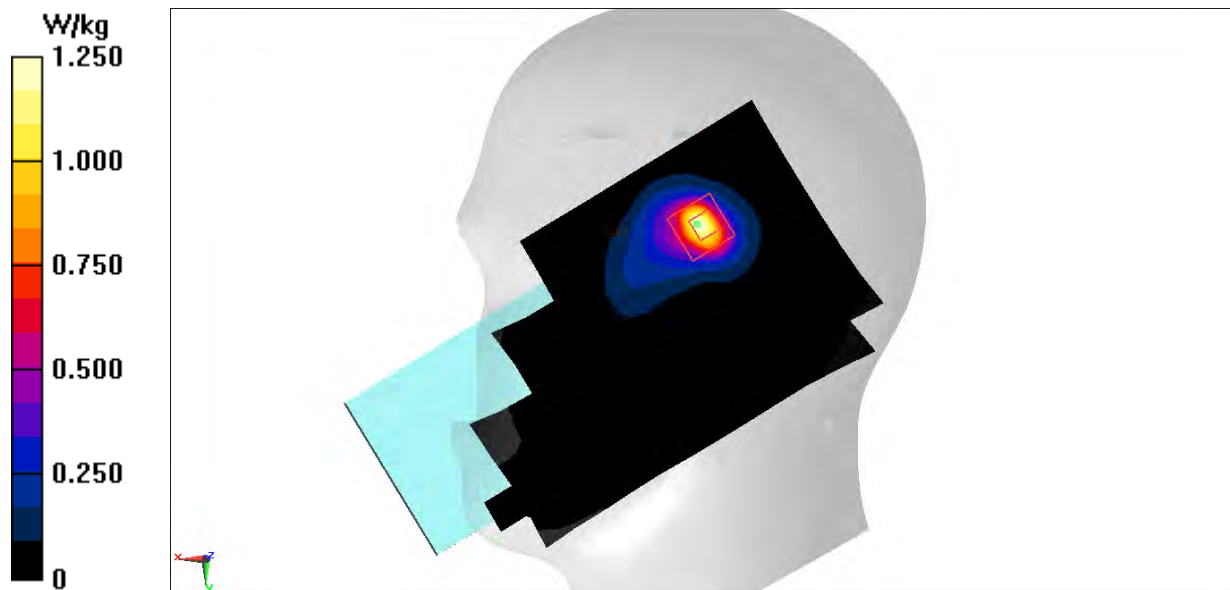


FIG A.52

N41 Body ANT3

Date: 10/19/2022

Electronics: DAE4 Sn777

Medium: H700-6000M

Medium parameters used (interpolated): $f = 2506.02$ MHz; $\sigma = 1.878$ S/m; $\epsilon_r = 39.681$; $\rho = 1000$ kg/m³

Ambient Temperature: 23.3°C Liquid Temperature: 22.5°C

Communication System: UID 0, 5G N41 (0) Frequency: 2506.02 MHz Duty Cycle: 1:1

Probe: EX3DV4 - SN7600 ConvF(7.82, 7.82, 7.82)

Area Scan (81x131x1): Interpolated grid: $dx=1.200$ mm, $dy=1.200$ mm

Maximum value of SAR (interpolated) = 1.28 W/kg

Zoom Scan (6x6x7)/Cube 0: Measurement grid: $dx=5$ mm, $dy=5$ mm, $dz=5$ mm

Reference Value = 4.394 V/m; Power Drift = -0.13 dB

Peak SAR (extrapolated) = 1.66 W/kg

SAR(1 g) = 0.756 W/kg; SAR(10 g) = 0.323 W/kg

Maximum value of SAR (measured) = 1.26 W/kg

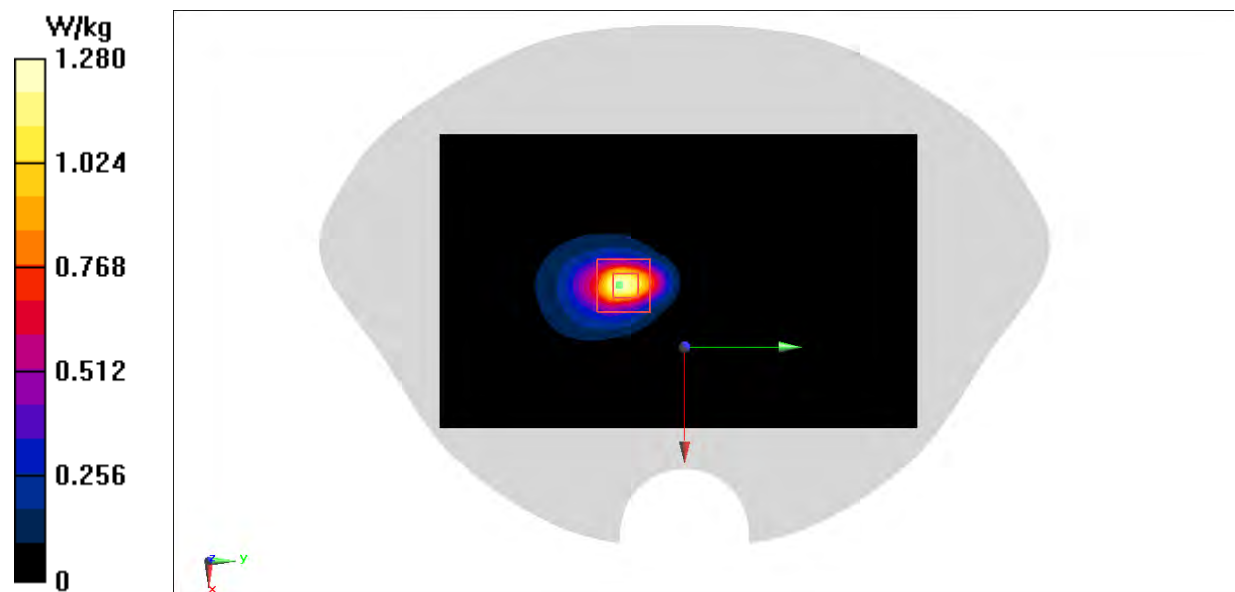


FIG A.53

N66 Head ANT1

Date: 10/9/2022

Electronics: DAE4 Sn777

Medium: H700-6000M

Medium parameters used (interpolated): $f = 1777.5$ MHz; $\sigma = 1.363$ S/m; $\epsilon_r = 41.81$; $\rho = 1000$ kg/m³

Ambient Temperature: 23.3°C Liquid Temperature: 22.5°C

Communication System: UID 0, N66 (0) Frequency: 1777.5 MHz Duty Cycle: 1:1

Probe: EX3DV4 - SN7600 ConvF(8.93, 8.93, 8.93)

Area Scan (81x121x1): Interpolated grid: dx=1.500 mm, dy=1.500 mm

Maximum value of SAR (interpolated) = 0.302 W/kg

Zoom Scan (5x5x7)/Cube 0: Measurement grid: dx=8mm, dy=8mm, dz=5mm

Reference Value = 8.037 V/m; Power Drift = 0.08 dB

Peak SAR (extrapolated) = 0.310 W/kg

SAR(1 g) = 0.201 W/kg; SAR(10 g) = 0.128 W/kg

Maximum value of SAR (measured) = 0.267 W/kg

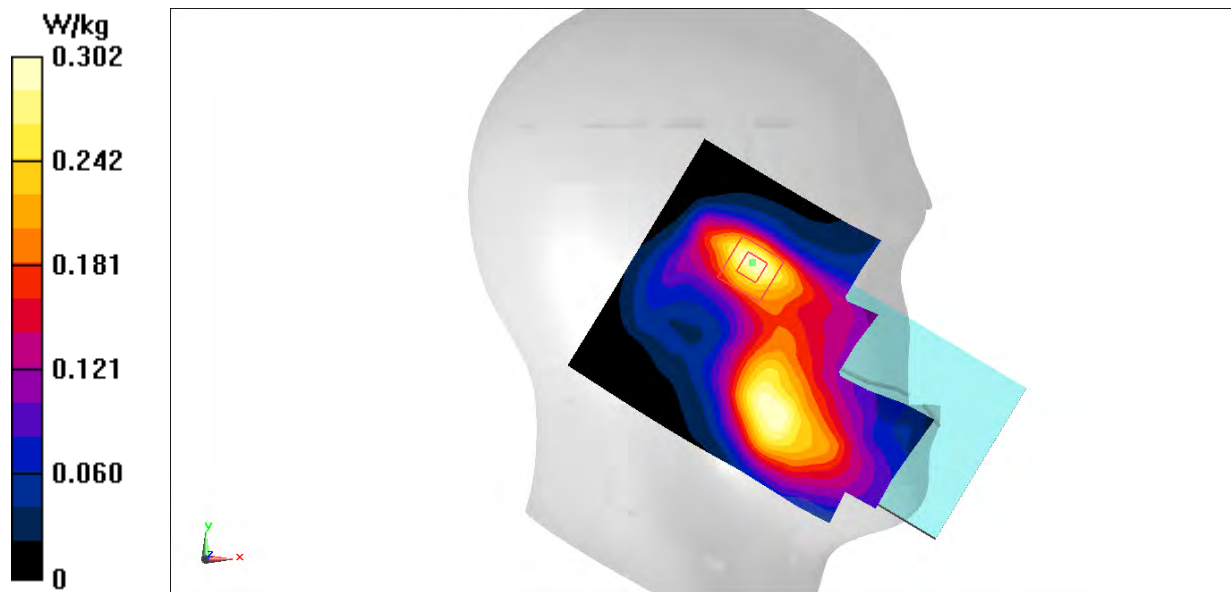


FIG A.56

N66 Body ANT1

Date: 10/9/2022

Electronics: DAE4 Sn777

Medium: H700-6000M

Medium parameters used (interpolated): $f = 1777.5$ MHz; $\sigma = 1.363$ S/m; $\epsilon_r = 41.81$; $\rho = 1000$ kg/m³

Ambient Temperature: 23.3°C Liquid Temperature: 22.5°C

Communication System: UID 0, N66 (0) Frequency: 1777.5 MHz Duty Cycle: 1:1

Probe: EX3DV4 - SN7600 ConvF(8.93, 8.93, 8.93)

Area Scan (81x131x1): Interpolated grid: dx=1.500 mm, dy=1.500 mm

Maximum value of SAR (interpolated) = 1.13 W/kg

Zoom Scan (5x5x7)/Cube 0: Measurement grid: dx=8mm, dy=8mm, dz=5mm

Reference Value = 18.28 V/m; Power Drift = -0.06 dB

Peak SAR (extrapolated) = 1.23 W/kg

SAR(1 g) = 0.694 W/kg; SAR(10 g) = 0.415 W/kg

Maximum value of SAR (measured) = 1.00 W/kg

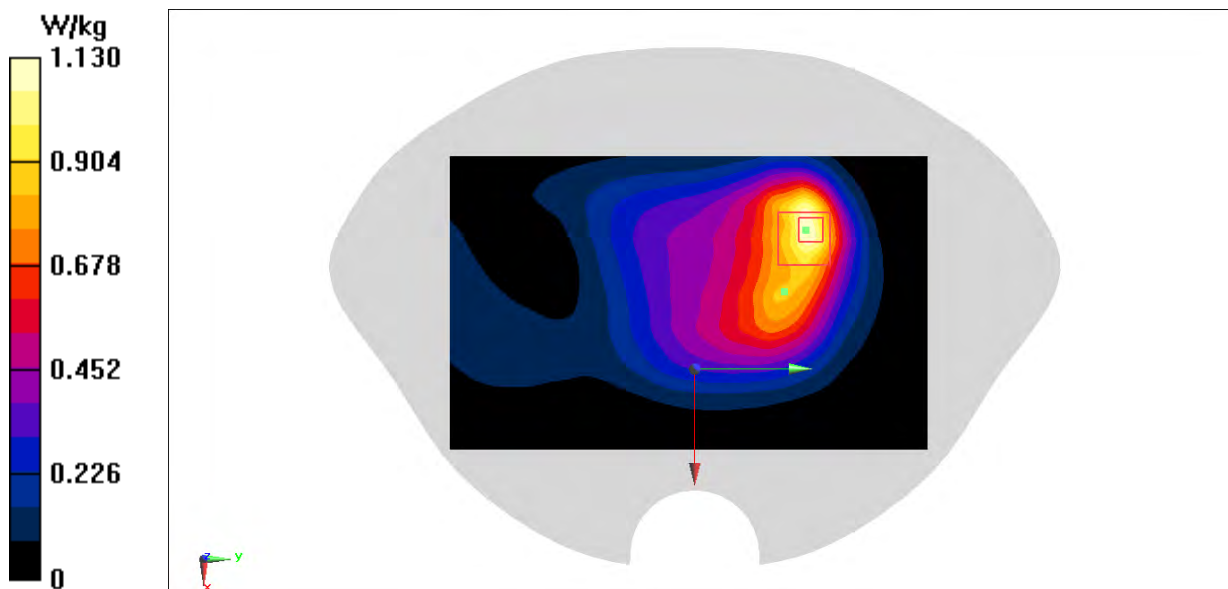


FIG A.57

N66 Head ANT3

Date: 10/9/2022

Electronics: DAE4 Sn777

Medium: H700-6000M

Medium parameters used (interpolated): $f = 1712.5$ MHz; $\sigma = 1.336$ S/m; $\epsilon_r = 40.97$; $\rho = 1000$ kg/m³

Ambient Temperature: 23.3°C Liquid Temperature: 22.5°C

Communication System: UID 0, N66 (0) Frequency: 1712.5 MHz Duty Cycle: 1:1

Probe: EX3DV4 - SN7600 ConvF(8.93, 8.93, 8.93)

Area Scan (81x121x1): Interpolated grid: dx=1.500 mm, dy=1.500 mm

Maximum value of SAR (interpolated) = 1.13 W/kg

Zoom Scan (5x5x7)/Cube 0: Measurement grid: dx=8mm, dy=8mm, dz=5mm

Reference Value = 16.83 V/m; Power Drift = -0.12 dB

Peak SAR (extrapolated) = 1.48 W/kg

SAR(1 g) = 0.654 W/kg; SAR(10 g) = 0.295 W/kg

Maximum value of SAR (measured) = 1.15 W/kg

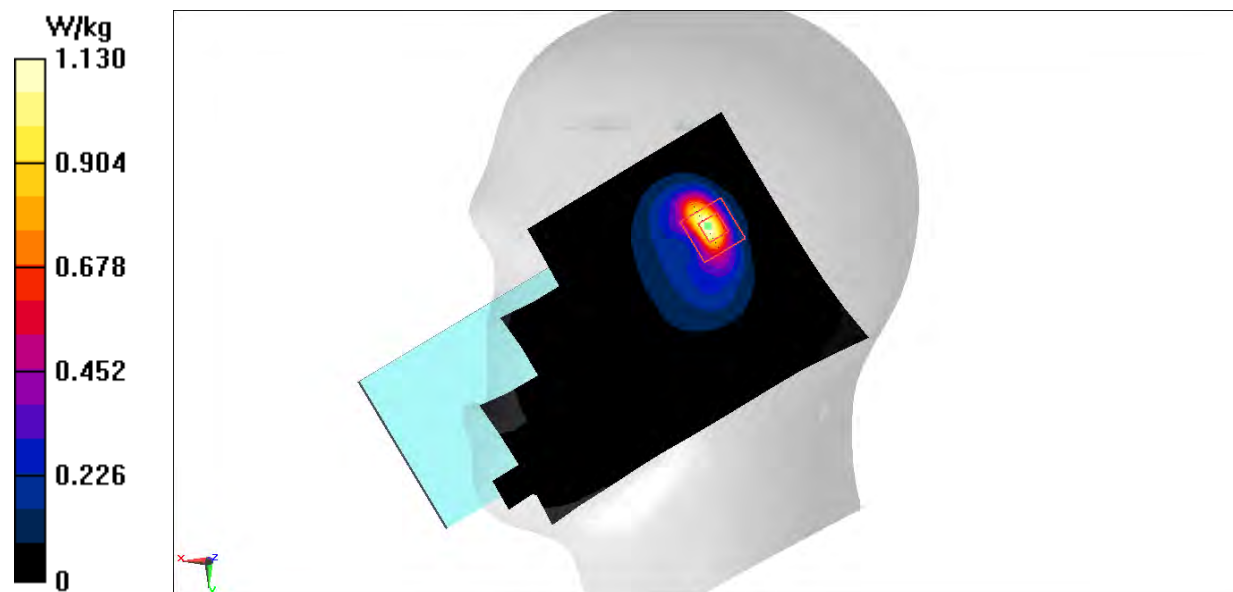


FIG A.58

N66 Body ANT3

Date: 10/9/2022

Electronics: DAE4 Sn777

Medium: H700-6000M

Medium parameters used (interpolated): $f = 1712.5$ MHz; $\sigma = 1.336$ S/m; $\epsilon_r = 40.97$; $\rho = 1000$ kg/m³

Ambient Temperature: 23.3°C Liquid Temperature: 22.5°C

Communication System: UID 0, N66 (0) Frequency: 1712.5 MHz Duty Cycle: 1:1

Probe: EX3DV4 - SN7600 ConvF(8.93, 8.93, 8.93)

Area Scan (81x131x1): Interpolated grid: $dx=1.500$ mm, $dy=1.500$ mm

Maximum value of SAR (interpolated) = 0.925 W/kg

Zoom Scan (5x5x7)/Cube 0: Measurement grid: $dx=8$ mm, $dy=8$ mm, $dz=5$ mm

Reference Value = 16.87 V/m; Power Drift = 0.13 dB

Peak SAR (extrapolated) = 1.23 W/kg

SAR(1 g) = 0.636 W/kg; SAR(10 g) = 0.333 W/kg

Maximum value of SAR (measured) = 1.01 W/kg

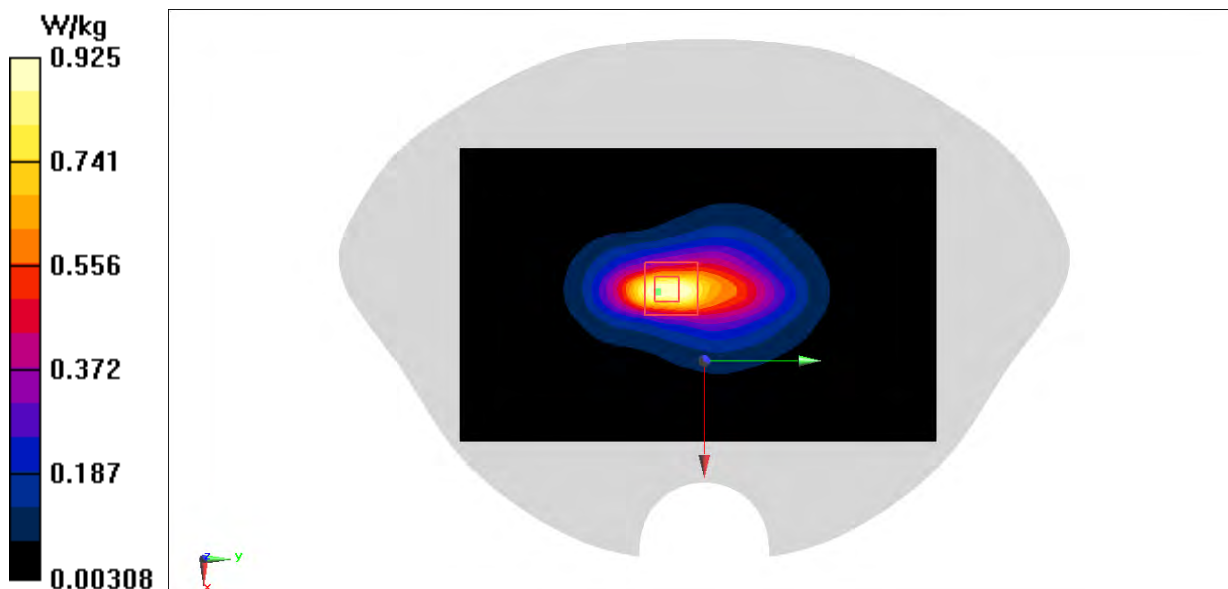


FIG A.59

N70 Head ANT1

Date: 10/9/2022

Electronics: DAE4 Sn777

Medium: H700-6000M

Medium parameters used (interpolated): $f = 1707.5$ MHz; $\sigma = 1.335$ S/m; $\epsilon_r = 40.97$; $\rho = 1000$ kg/m³

Ambient Temperature: 23.3°C Liquid Temperature: 22.5°C

Communication System: UID 0, 5G (0) Frequency: 1707.5 MHz Duty Cycle: 1:1

Probe: EX3DV4 - SN7600 ConvF(8.93, 8.93, 8.93)

Area Scan (81x121x1): Interpolated grid: dx=1.500 mm, dy=1.500 mm

Maximum value of SAR (interpolated) = 0.232 W/kg

Zoom Scan (5x5x7)/Cube 0: Measurement grid: dx=8mm, dy=8mm, dz=5mm

Reference Value = 5.755 V/m; Power Drift = -0.02 dB

Peak SAR (extrapolated) = 0.257 W/kg

SAR(1 g) = 0.173 W/kg; SAR(10 g) = 0.117 W/kg

Maximum value of SAR (measured) = 0.227 W/kg

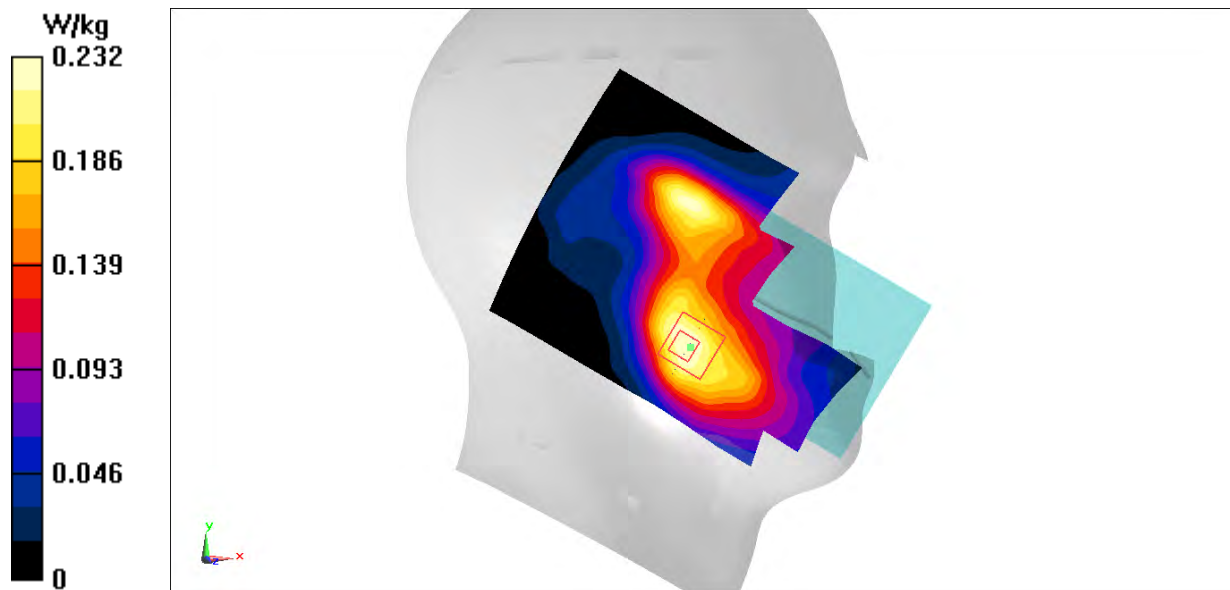


FIG A.60

N70 Body ANT1

Date: 10/9/2022

Electronics: DAE4 Sn777

Medium: H700-6000M

Medium parameters used (interpolated): $f = 1707.5$ MHz; $\sigma = 1.335$ S/m; $\epsilon_r = 40.97$; $\rho = 1000$ kg/m³

Ambient Temperature: 23.3°C Liquid Temperature: 22.5°C

Communication System: UID 0, 5G (0) Frequency: 1707.5 MHz Duty Cycle: 1:1

Probe: EX3DV4 - SN7600 ConvF(8.93, 8.93, 8.93)

Area Scan (81x141x1): Interpolated grid: $dx=1.500$ mm, $dy=1.500$ mm

Maximum value of SAR (interpolated) = 1.10 W/kg

Zoom Scan (6x6x7)/Cube 0: Measurement grid: $dx=8$ mm, $dy=8$ mm, $dz=5$ mm

Reference Value = 12.50 V/m; Power Drift = 0.04 dB

Peak SAR (extrapolated) = 1.20 W/kg

SAR(1 g) = 0.655 W/kg; SAR(10 g) = 0.398 W/kg

Maximum value of SAR (measured) = 0.964 W/kg

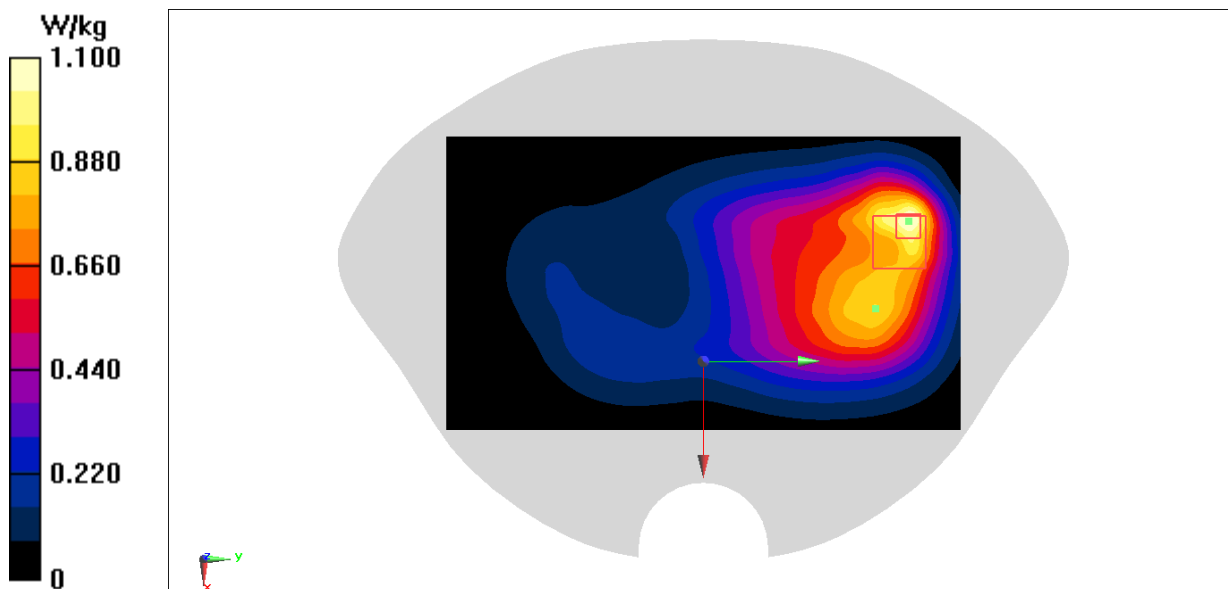


FIG A.61

N71 Head ANT0

Date: 9/27/2022

Electronics: DAE4 Sn777

Medium: H700-6000M

Medium parameters used (extrapolated): $f = 680.5$ MHz; $\sigma = 0.864$ S/m; $\epsilon_r = 43.37$; $\rho = 1000$ kg/m³

Ambient Temperature: 23.3°C Liquid Temperature: 22.5°C

Communication System: UID 0, 5G N71 (0) Frequency: 680.5 MHz Duty Cycle: 1:1

Probe: EX3DV4 - SN7600 ConvF(10.74, 10.74, 10.74)

Area Scan (81x121x1): Interpolated grid: $dx=1.500$ mm, $dy=1.500$ mm

Maximum value of SAR (interpolated) = 0.172 W/kg

Zoom Scan (5x5x7)/Cube 0: Measurement grid: $dx=8$ mm, $dy=8$ mm, $dz=5$ mm

Reference Value = 6.050 V/m; Power Drift = 0.03 dB

Peak SAR (extrapolated) = 0.188 W/kg

SAR(1 g) = 0.151 W/kg; SAR(10 g) = 0.123 W/kg

Maximum value of SAR (measured) = 0.174 W/kg

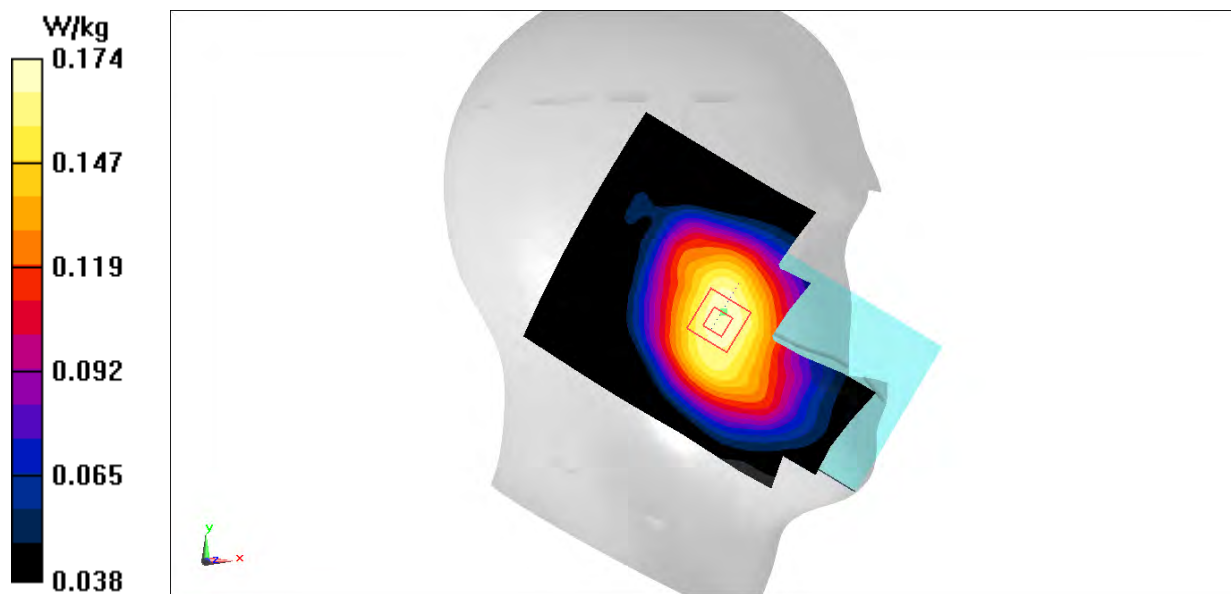


FIG A.62

N71 Body ANT0

Date: 9/27/2022

Electronics: DAE4 Sn777

Medium: H700-6000M

Medium parameters used (extrapolated): $f = 680.5$ MHz; $\sigma = 0.864$ S/m; $\epsilon_r = 43.37$; $\rho = 1000$ kg/m³

Ambient Temperature: 23.3°C Liquid Temperature: 22.5°C

Communication System: UID 0, 5G N71 (0) Frequency: 680.5 MHz Duty Cycle: 1:1

Probe: EX3DV4 - SN7600 ConvF(10.74, 10.74, 10.74)

Area Scan (81x131x1): Interpolated grid: dx=1.500 mm, dy=1.500 mm

Maximum value of SAR (interpolated) = 0.392 W/kg

Zoom Scan (5x5x7)/Cube 0: Measurement grid: dx=8mm, dy=8mm, dz=5mm

Reference Value = 21.58 V/m; Power Drift = 0.09 dB

Peak SAR (extrapolated) = 0.455 W/kg

SAR(1 g) = 0.299 W/kg; SAR(10 g) = 0.211 W/kg

Maximum value of SAR (measured) = 0.393 W/kg

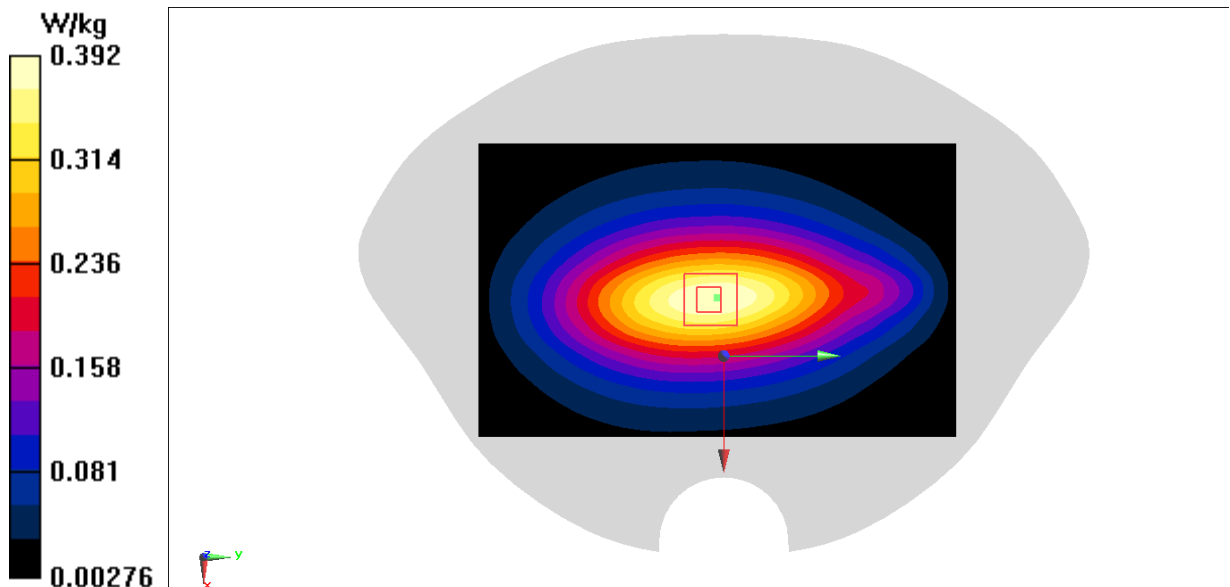


FIG A.63

N77-L Head ANT4

Date: 10/20/2022

Electronics: DAE4 Sn777

Medium: H700-6000M

Medium parameters used (interpolated): $f = 3500.01$ MHz; $\sigma = 2.81$ S/m; $\epsilon_r = 39.03$; $\rho = 1000$ kg/m³

Ambient Temperature: 23.3°C Liquid Temperature: 22.5°C

Communication System: UID 0, N77 (0) Frequency: 3500.01 MHz Duty Cycle: 1:1

Probe: EX3DV4 - SN7600 ConvF(7.05, 7.05, 7.05)

Area Scan (81x121x1): Interpolated grid: dx=1.000 mm, dy=1.000 mm

Maximum value of SAR (interpolated) = 0.905 W/kg

Zoom Scan (5x5x7)/Cube 0: Measurement grid: dx=4mm, dy=4mm, dz=1.4mm

Reference Value = 15.15 V/m; Power Drift = 0.14 dB

Peak SAR (extrapolated) = 1.51 W/kg

SAR(1 g) = 0.502 W/kg; SAR(10 g) = 0.198 W/kg

Maximum value of SAR (measured) = 1.05 W/kg

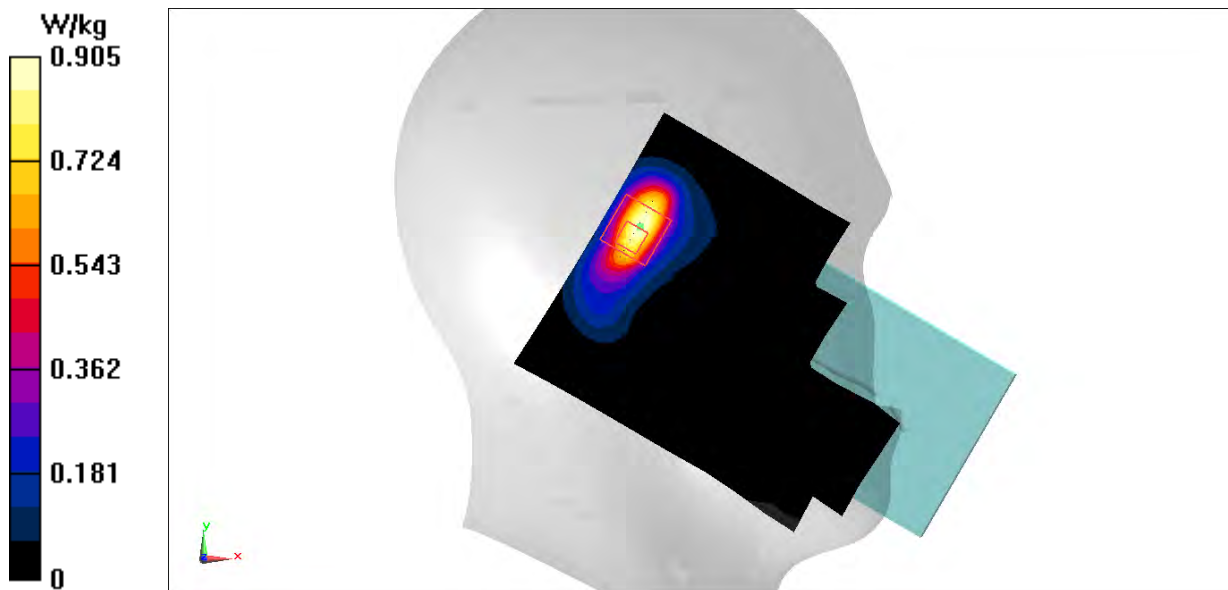


FIG A.64

N77-L Body ANT4

Date: 10/20/2022

Electronics: DAE4 Sn777

Medium: H700-6000M

Medium parameters used (interpolated): $f = 3460.02$ MHz; $\sigma = 2.777$ S/m; $\epsilon_r = 39.1$; $\rho = 1000$ kg/m³

Ambient Temperature: 23.3°C Liquid Temperature: 22.5°C

Communication System: UID 0, N77 (0) Frequency: 3460.02 MHz Duty Cycle: 1:1

Probe: EX3DV4 - SN7600 ConvF(7.05, 7.05, 7.05)

Area Scan (81x131x1): Interpolated grid: dx=1.000 mm, dy=1.000 mm

Maximum value of SAR (interpolated) = 1.53 W/kg

Zoom Scan (6x6x7)/Cube 0: Measurement grid: dx=4mm, dy=4mm, dz=1.4mm

Reference Value = 9.351 V/m; Power Drift = 0.18 dB

Peak SAR (extrapolated) = 2.15 W/kg

SAR(1 g) = 0.830 W/kg; SAR(10 g) = 0.353 W/kg

Maximum value of SAR (measured) = 1.47 W/kg

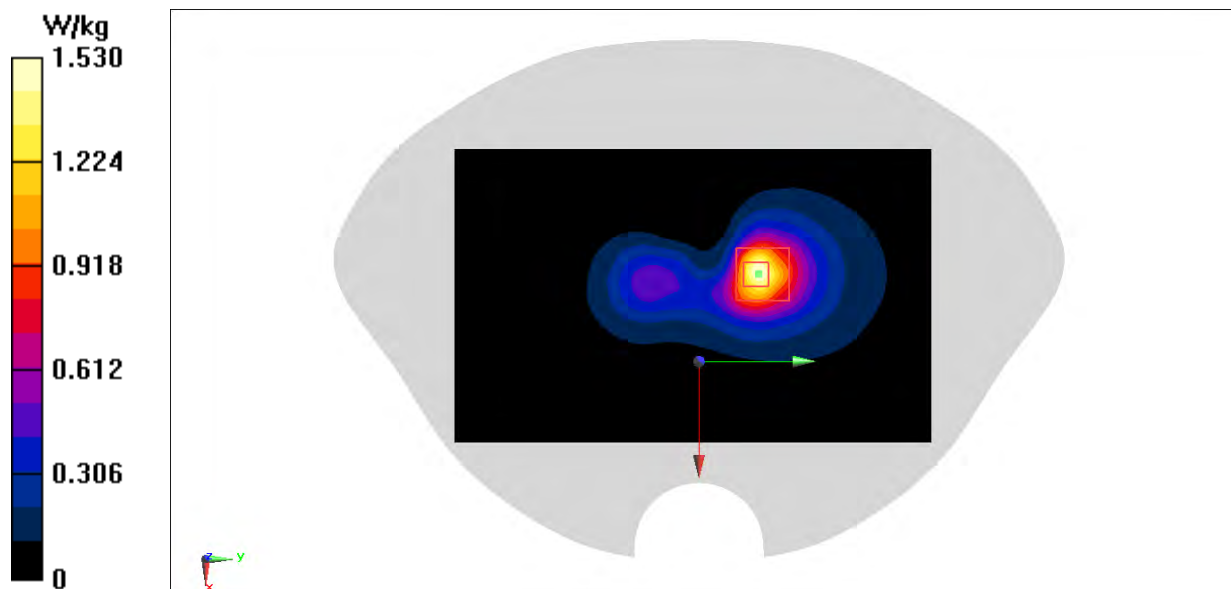


FIG A.65

N77-H Head ANT4

Date: 10/20/2022

Electronics: DAE4 Sn777

Medium: H700-6000M

Medium parameters used (interpolated): $f = 3710.01$ MHz; $\sigma = 2.997$ S/m; $\epsilon_r = 38.68$; $\rho = 1000$ kg/m³

Ambient Temperature: 23.3°C Liquid Temperature: 22.5°C

Communication System: UID 0, N77 (0) Frequency: 3710.01 MHz Duty Cycle: 1:1

Probe: EX3DV4 - SN7600 ConvF(6.78, 6.78, 6.78)

Area Scan (81x121x1): Interpolated grid: dx=1.000 mm, dy=1.000 mm

Maximum value of SAR (interpolated) = 1.19 W/kg

Zoom Scan (5x5x7)/Cube 0: Measurement grid: dx=4mm, dy=4mm, dz=1.4mm

Reference Value = 18.36 V/m; Power Drift = 0.16 dB

Peak SAR (extrapolated) = 1.88 W/kg

SAR(1 g) = 0.614 W/kg; SAR(10 g) = 0.219 W/kg

Maximum value of SAR (measured) = 1.27 W/kg

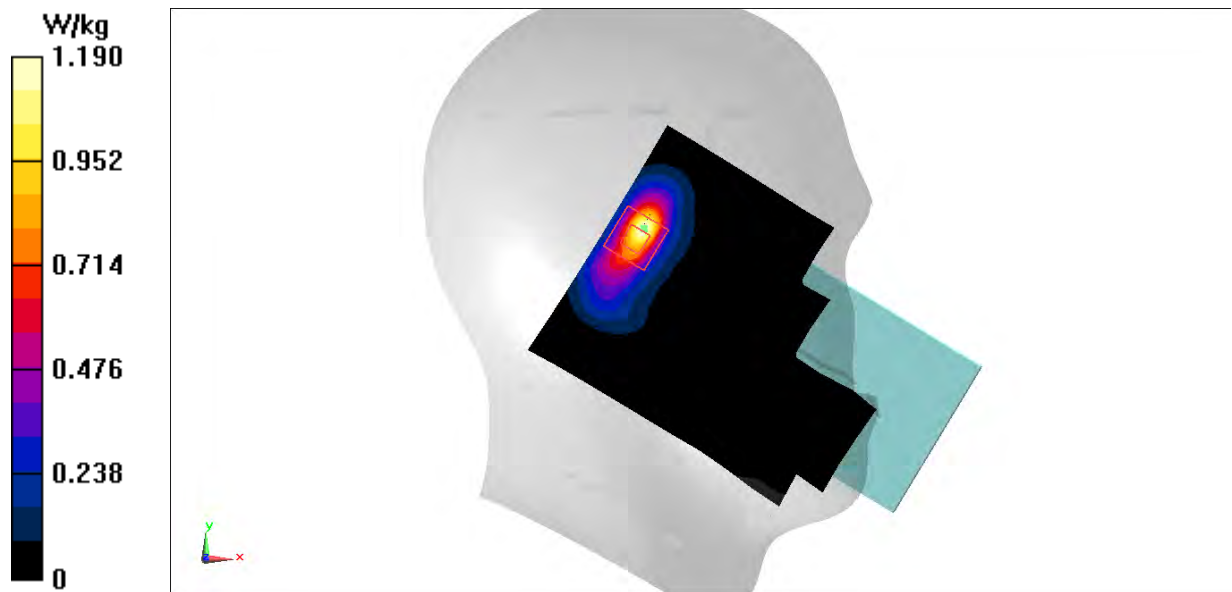


FIG A.66

N77-H Body ANT4

Date: 10/20/2022

Electronics: DAE4 Sn777

Medium: H700-6000M

Medium parameters used (interpolated): $f = 3710.01$ MHz; $\sigma = 2.997$ S/m; $\epsilon_r = 38.68$; $\rho = 1000$ kg/m³

Ambient Temperature: 23.3°C Liquid Temperature: 22.5°C

Communication System: UID 0, N77 (0) Frequency: 3710.01 MHz Duty Cycle: 1:1

Probe: EX3DV4 - SN7600 ConvF(6.78, 6.78, 6.78)

Area Scan (81x131x1): Interpolated grid: dx=1.000 mm, dy=1.000 mm

Maximum value of SAR (interpolated) = 1.29 W/kg

Zoom Scan (6x6x7)/Cube 0: Measurement grid: dx=4mm, dy=4mm, dz=1.4mm

Reference Value = 16.29 V/m; Power Drift = -0.03 dB

Peak SAR (extrapolated) = 1.98 W/kg

SAR(1 g) = 0.735 W/kg; SAR(10 g) = 0.311 W/kg

Maximum value of SAR (measured) = 1.40 W/kg

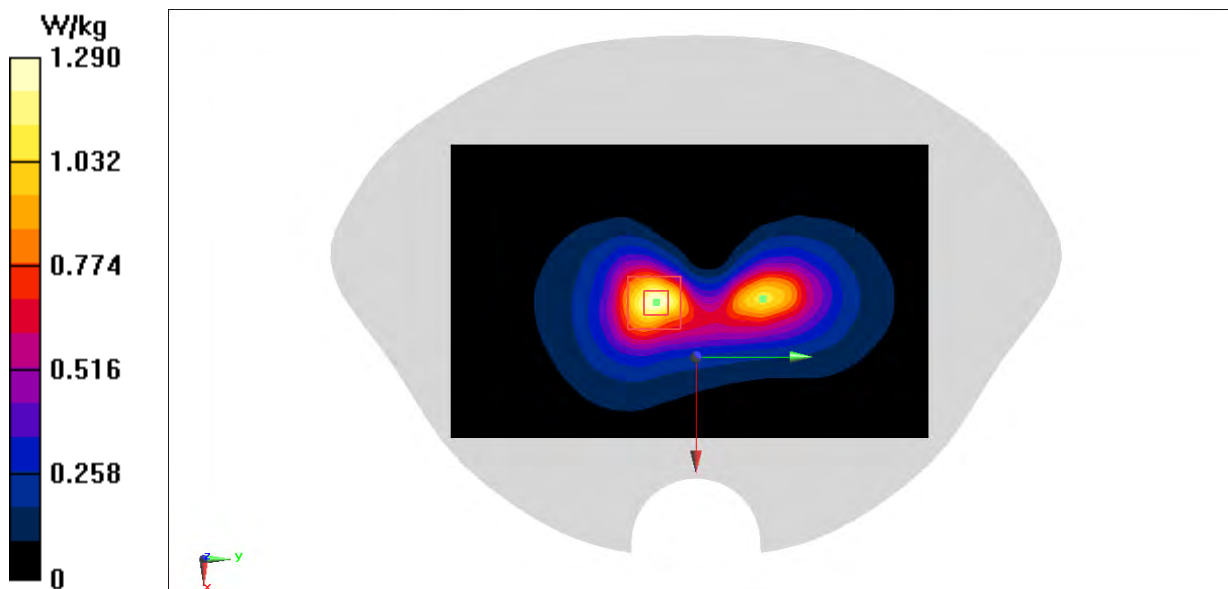


FIG A.67

WiFi2.4G Head

Date: 10/8/2022

Electronics: DAE4 Sn777

Medium: H700-6000M

Medium parameters used (interpolated): $f = 2462 \text{ MHz}$; $\sigma = 1.854 \text{ S/m}$; $\epsilon_r = 40.37$; $\rho = 1000 \text{ kg/m}^3$

Ambient Temperature: 23.3°C Liquid Temperature: 22.5°C

Communication System: UID 0, WiFi 2450 (0) Frequency: 2462 MHz Duty Cycle: 1:1

Probe: EX3DV4 - SN7600 ConvF(7.82, 7.82, 7.82)

Area Scan (81x121x1): Interpolated grid: $dx=1.200 \text{ mm}$, $dy=1.200 \text{ mm}$

Maximum value of SAR (interpolated) = 0.189 W/kg

Zoom Scan (5x5x7)/Cube 0: Measurement grid: $dx=5\text{mm}$, $dy=5\text{mm}$, $dz=5\text{mm}$

Reference Value = 4.611 V/m; Power Drift = -0.07dB

Peak SAR (extrapolated) = 0.229 W/kg

SAR(1 g) = 0.100 W/kg; SAR(10 g) = 0.048 W/kg

Maximum value of SAR (measured) = 0.166 W/kg

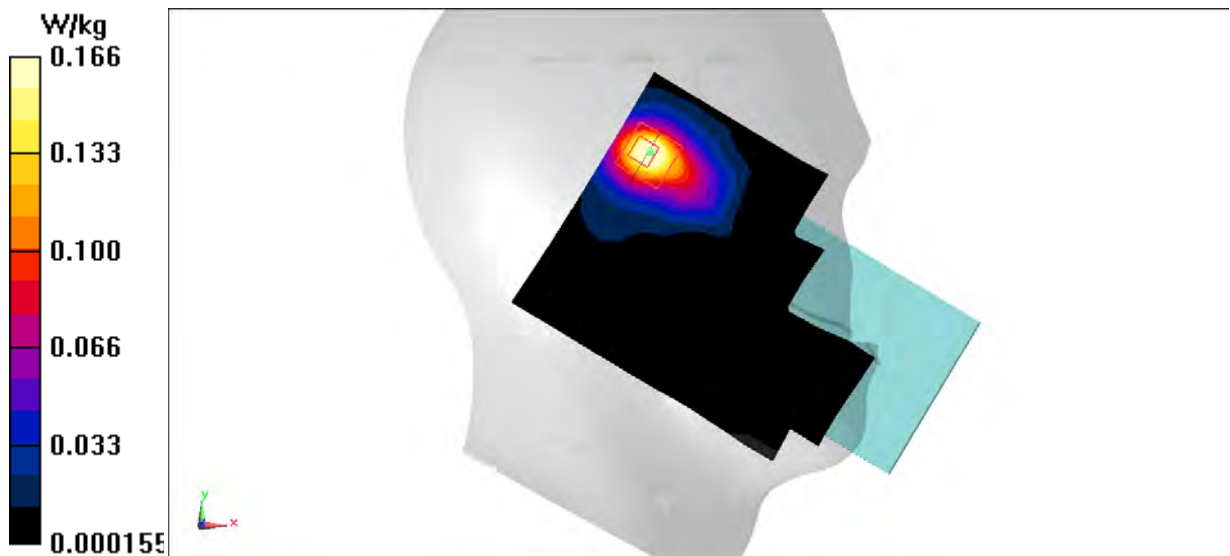


FIG A.68

WiFi2.4G Body

Date: 10/8/2022

Electronics: DAE4 Sn777

Medium: H700-6000M

Medium parameters used (interpolated): $f = 2462 \text{ MHz}$; $\sigma = 1.854 \text{ S/m}$; $\epsilon_r = 40.37$; $\rho = 1000 \text{ kg/m}^3$

Ambient Temperature: 23.3°C Liquid Temperature: 22.5°C

Communication System: UID 0, WiFi 2450 (0) Frequency: 2462 MHz Duty Cycle: 1:1

Probe: EX3DV4 - SN7600 ConvF(7.82, 7.82, 7.82)

Area Scan (101x161x1): Interpolated grid: $dx=1.200 \text{ mm}$, $dy=1.200 \text{ mm}$

Maximum value of SAR (interpolated) = 1.04 W/kg

Zoom Scan (9x9x7)/Cube 0: Measurement grid: $dx=5\text{mm}$, $dy=5\text{mm}$, $dz=5\text{mm}$

Reference Value = 19.42 V/m; Power Drift = -0.04dB

Peak SAR (extrapolated) = 1.28 W/kg

SAR(1 g) = 0.655 W/kg; SAR(10 g) = 0.347 W/kg

Maximum value of SAR (measured) = 1.02 W/kg

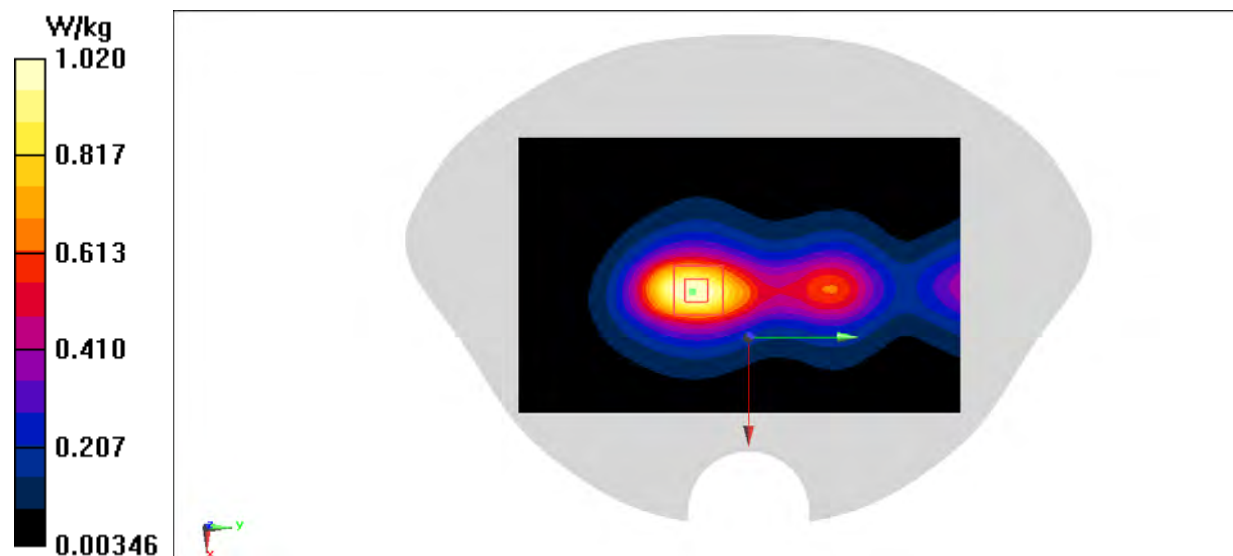


FIG A.69

WiFi5G Head

Date: 10/14/2022

Electronics: DAE4 Sn777

Medium: H700-6000M

Medium parameters used: $f = 5290$ MHz; $\sigma = 4.634$ S/m; $\epsilon_r = 35.735$; $\rho = 1000$ kg/m³

Ambient Temperature: 23.3oC Liquid Temperature: 22.5oC

Communication System: UID 0, WLAN 11a (0) Frequency: 5290 MHz Duty Cycle: 1:1

Probe: EX3DV4 - SN7600 ConvF(5.59, 5.59, 5.59)

Area Scan (81x121x1): Interpolated grid: dx=1.500 mm, dy=1.500 mm

Maximum value of SAR (interpolated) = 0.576 W/kg

Zoom Scan (6x6x7)/Cube 0: Measurement grid: dx=8mm, dy=8mm, dz=5mm

Reference Value = 3.121 V/m; Power Drift = -0.02 dB

Peak SAR (extrapolated) = 0.948 W/kg

SAR(1 g) = 0.134 W/kg; SAR(10 g) = 0.050 W/kg

Maximum value of SAR (measured) = 0.588 W/kg

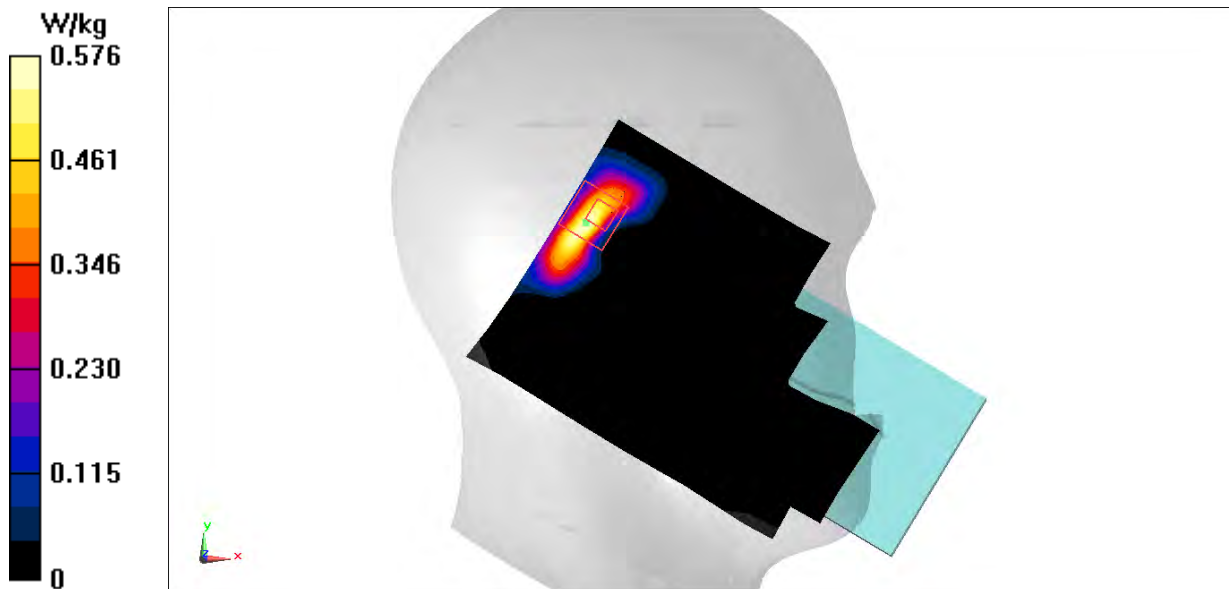


FIG A.70

WiFi5G Body

Date: 10/14/2022

Electronics: DAE4 Sn777

Medium: H700-6000M

Medium parameters used: $f = 5320$ MHz; $\sigma = 4.623$ S/m; $\epsilon_r = 34.745$; $\rho = 1000$ kg/m³

Ambient Temperature: 23.3°C Liquid Temperature: 22.5°C

Communication System: UID 0, WLAN 11a (0) Frequency: 5320 MHz Duty Cycle: 1:1

Probe: EX3DV4 - SN7600 ConvF(5.59, 5.59, 5.59)

Area Scan (81x131x1): Interpolated grid: dx=1.000 mm, dy=1.000 mm

Maximum value of SAR (interpolated) = 1.49 W/kg

Zoom Scan (6x7x7)/Cube 0: Measurement grid: dx=4mm, dy=4mm, dz=1.4mm

Reference Value = 4.845 V/m; Power Drift = -0.14 dB

Peak SAR (extrapolated) = 2.42 W/kg

SAR(1 g) = 0.675 W/kg; SAR(10 g) = 0.279 W/kg

Maximum value of SAR (measured) = 1.47 W/kg

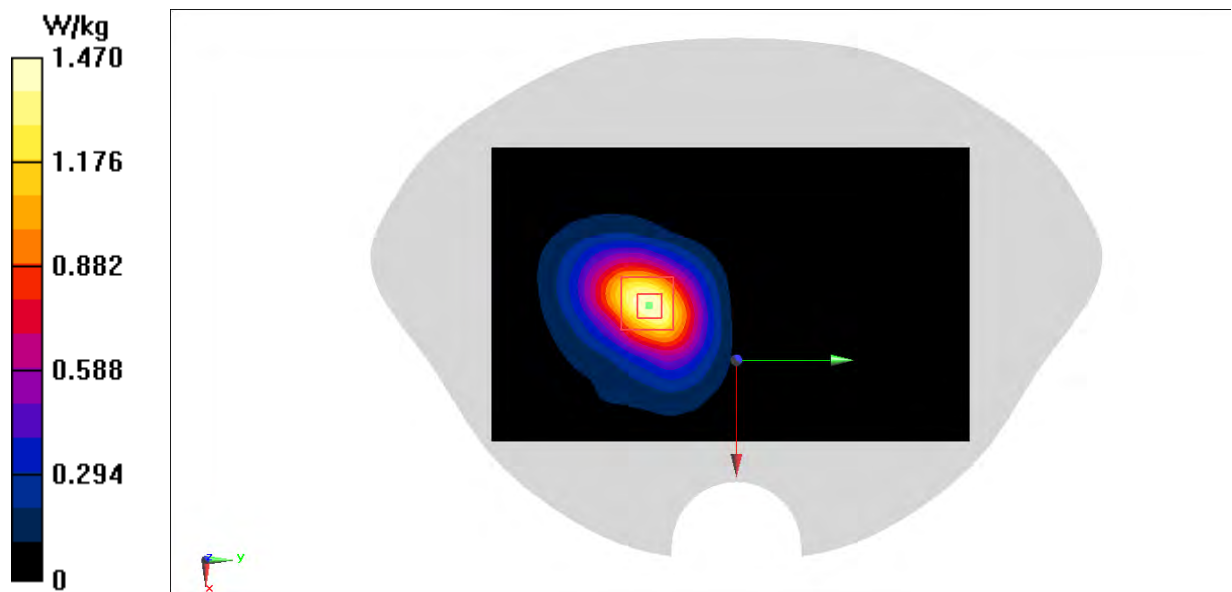


FIG A.71

BT Head

Date: 10/8/2022

Electronics: DAE4 Sn777

Medium: H700-6000M

Medium parameters used (interpolated): $f = 2441 \text{ MHz}$; $\sigma = 1.878 \text{ S/m}$; $\epsilon_r = 40.38$; $\rho = 1000 \text{ kg/m}^3$

Ambient Temperature: 23.3°C Liquid Temperature: 22.5°C

Communication System: UID 0, Bluetooth (0) Frequency: 2441 MHz Duty Cycle: 1:1

Probe: EX3DV4 - SN7600 ConvF(7.82, 7.82, 7.82)

Area Scan (81x121x1): Interpolated grid: $dx=1.200 \text{ mm}$, $dy=1.200 \text{ mm}$

Maximum value of SAR (interpolated) = 0.101 W/kg

Zoom Scan (5x5x7)/Cube 0: Measurement grid: $dx=5\text{mm}$, $dy=5\text{mm}$, $dz=5\text{mm}$

Reference Value = 2.504 V/m; Power Drift = 0.12 dB

Peak SAR (extrapolated) = 0.0910 W/kg

SAR(1 g) = 0.042 W/kg; SAR(10 g) = 0.020 W/kg

Maximum value of SAR (measured) = 0.0698 W/kg




FIG A.72

BT Body

Date: 10/8/2022

Electronics: DAE4 Sn777

Medium: H700-6000M

Medium parameters used (interpolated): $f = 2441$ MHz; $\sigma = 1.878$ S/m; $\epsilon_r = 40.38$; $\rho = 1000$ kg/m³

Ambient Temperature: 23.3°C Liquid Temperature: 22.5°C

Communication System: UID 0, Bluetooth (0) Frequency: 2441 MHz Duty Cycle: 1:1

Probe: EX3DV4 - SN7600 ConvF(7.82, 7.82, 7.82)

Area Scan (81x131x1): Interpolated grid: dx=1.200 mm, dy=1.200 mm

Maximum value of SAR (interpolated) = 0.0354 W/kg

Zoom Scan (7x9x7)/Cube 0: Measurement grid: dx=5mm, dy=5mm, dz=5mm

Reference Value = 1.437 V/m; Power Drift = 0.19 dB

Peak SAR (extrapolated) = 0.0460 W/kg

SAR(1 g) = 0.017 W/kg; SAR(10 g) = 0.00895 W/kg

Maximum value of SAR (measured) = 0.0269 W/kg

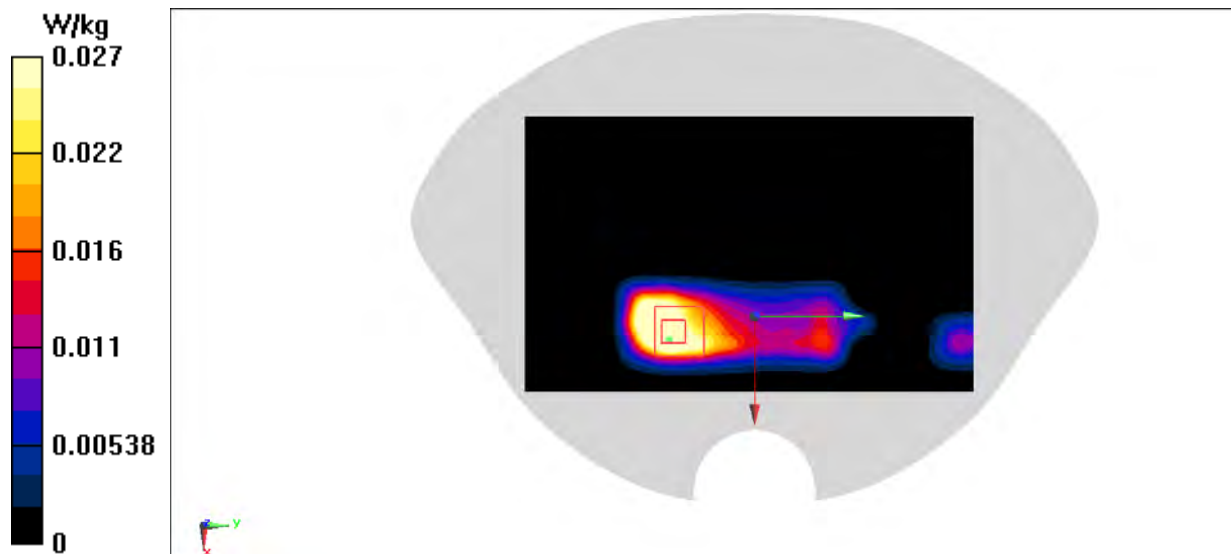
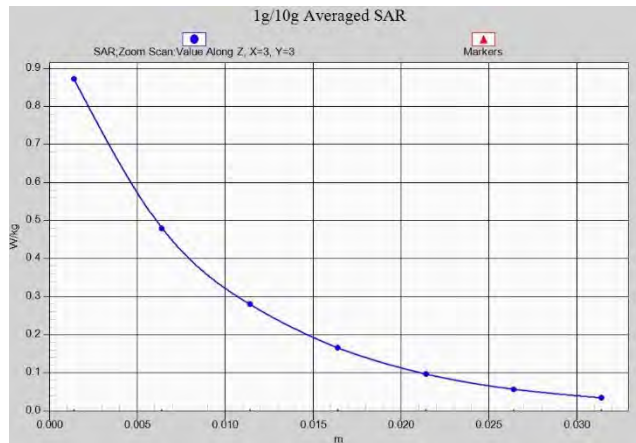


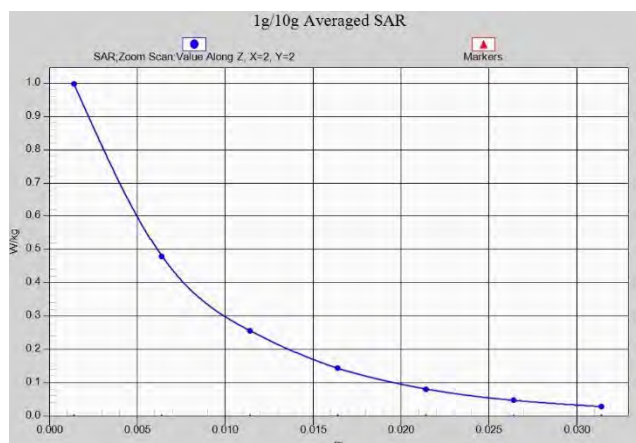
FIG A.73



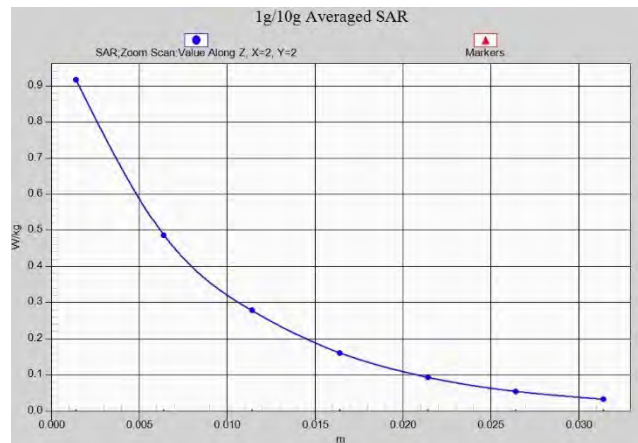
Z-Scan at power reference point (N2 ANT1 Head)



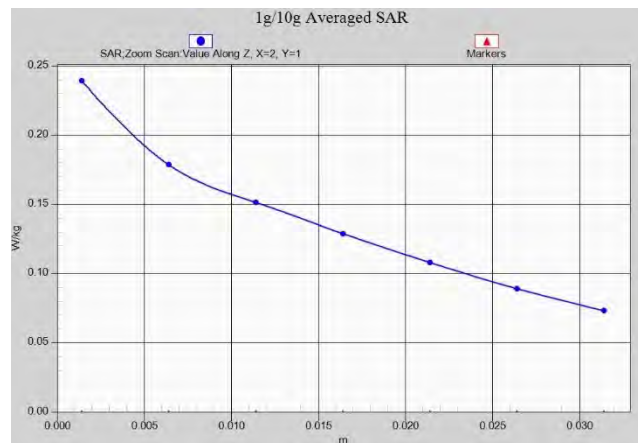
Z-Scan at power reference point (N2 ANT1 Body)



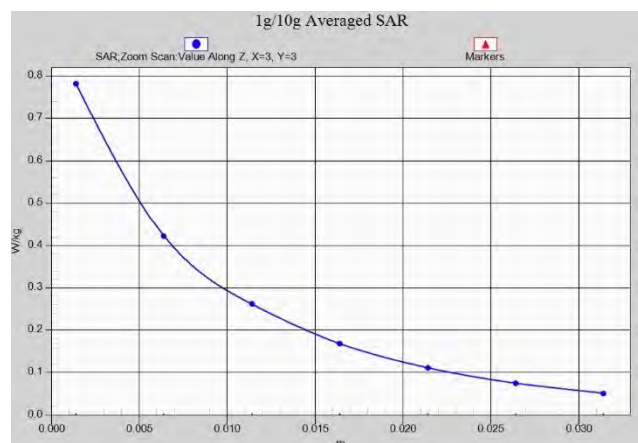
Z-Scan at power reference point (N2 ANT3 Head)



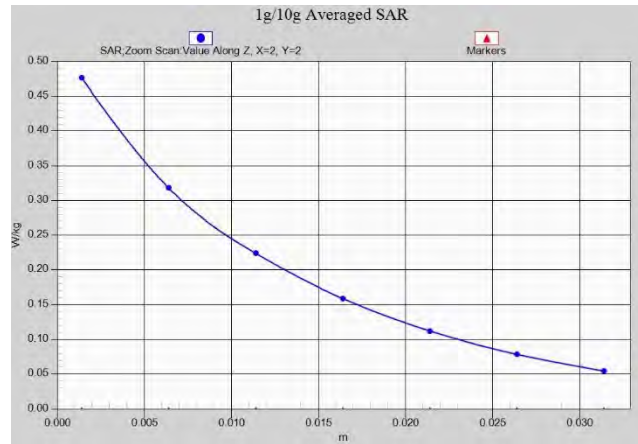
Z-Scan at power reference point (N2 ANT3 Body)



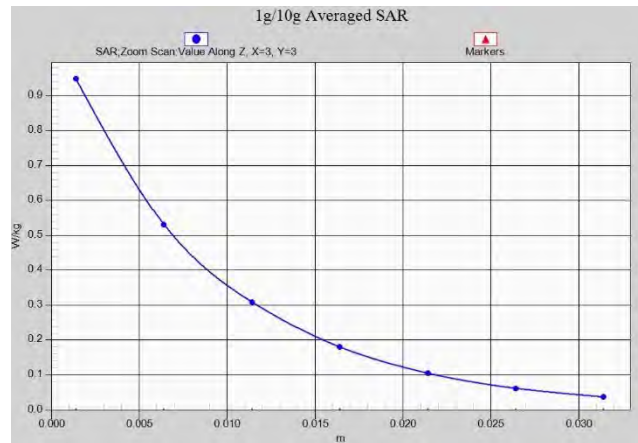
Z-Scan at power reference point (N5 ANT0 Body)



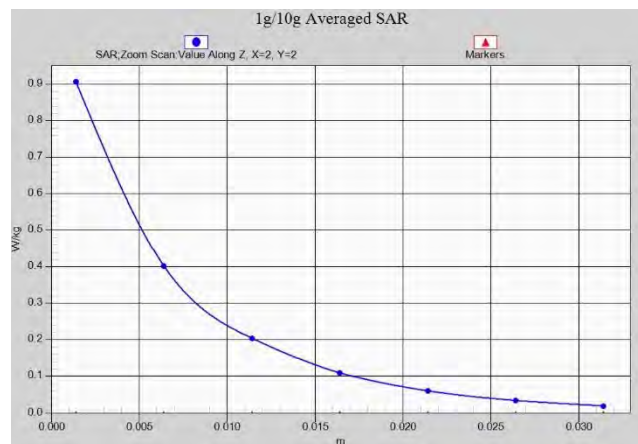
Z-Scan at power reference point (N5 ANT0 Body)



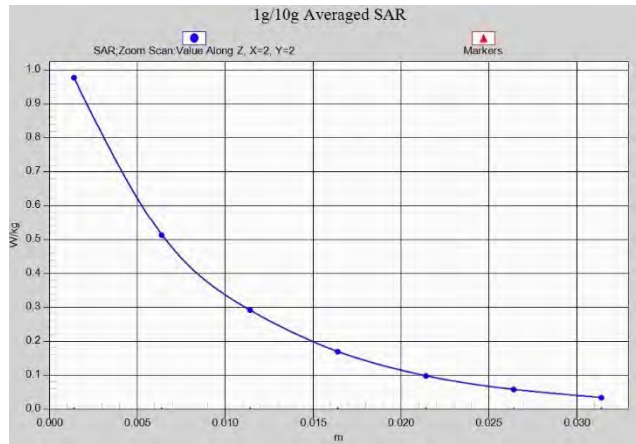
Z-Scan at power reference point (N25 ANT1 Head)



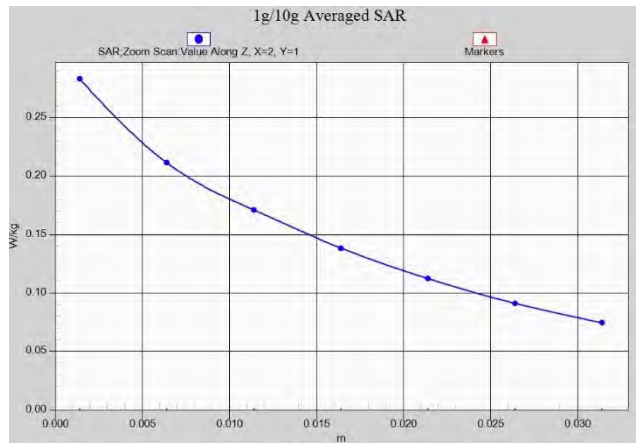
Z-Scan at power reference point (N25 ANT1 Body)



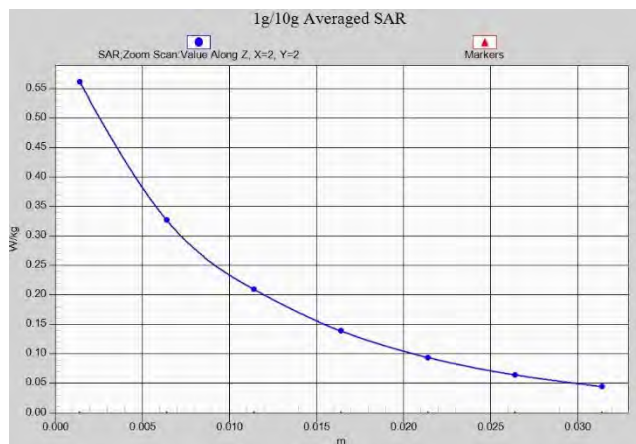
Z-Scan at power reference point (N25 ANT3 Head)



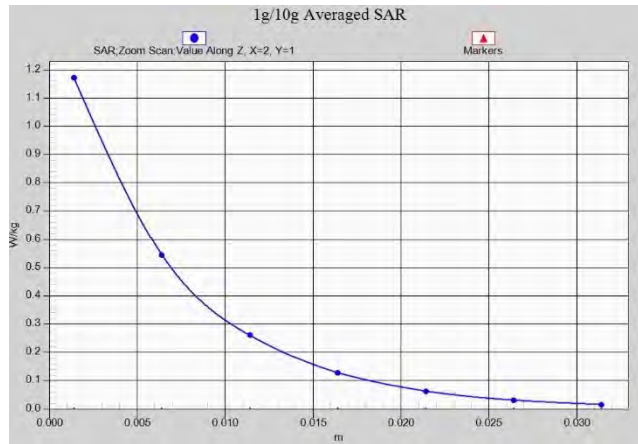
Z-Scan at power reference point (N25 ANT3 Body)



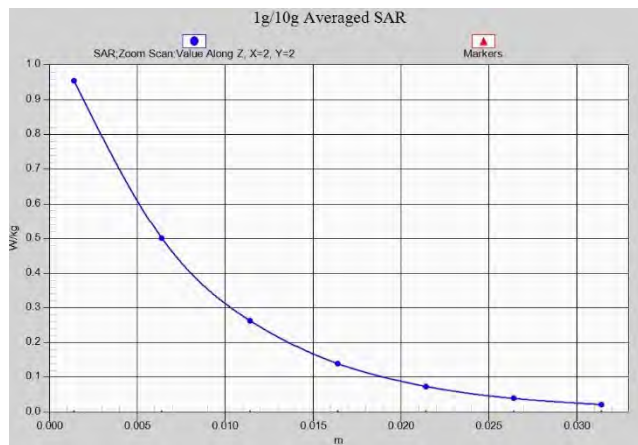
Z-Scan at power reference point (N26 ANT0 Head)



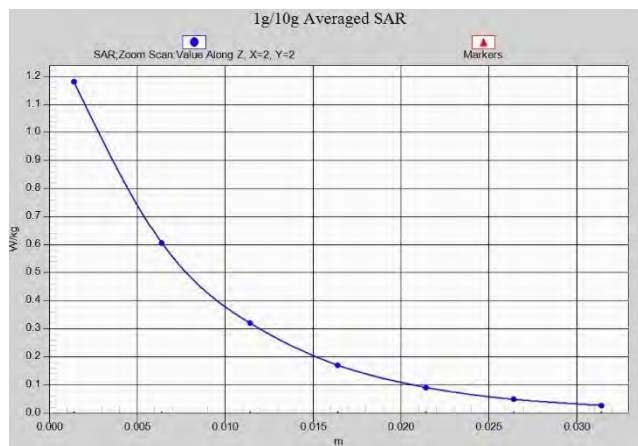
Z-Scan at power reference point (N26 ANT0 Body)



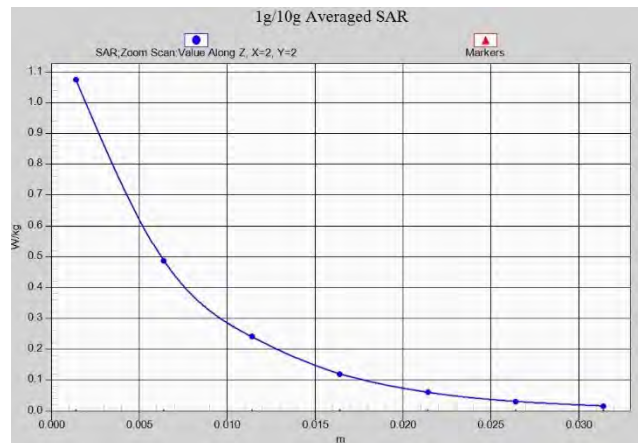
Z-Scan at power reference point (N30 ANT3 Head)



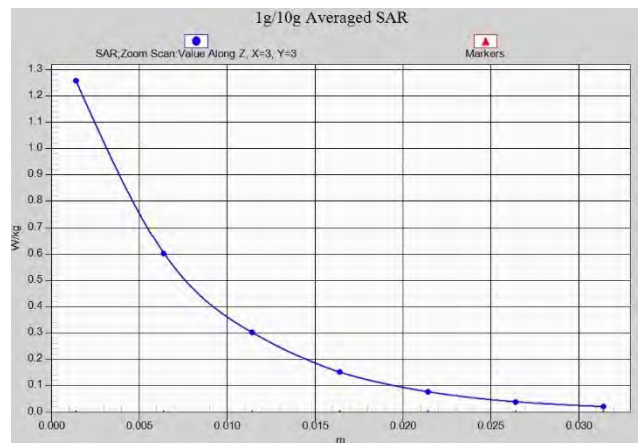
Z-Scan at power reference point (N30 ANT3 Body)



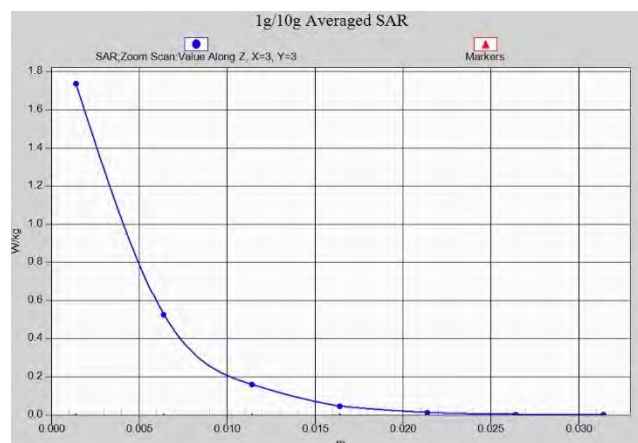
Z-Scan at power reference point (N30 ANT0 Body)



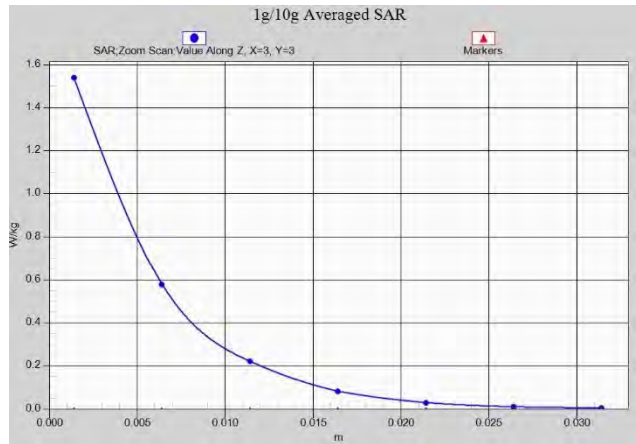
Z-Scan at power reference point (N41 ANT3 Head)



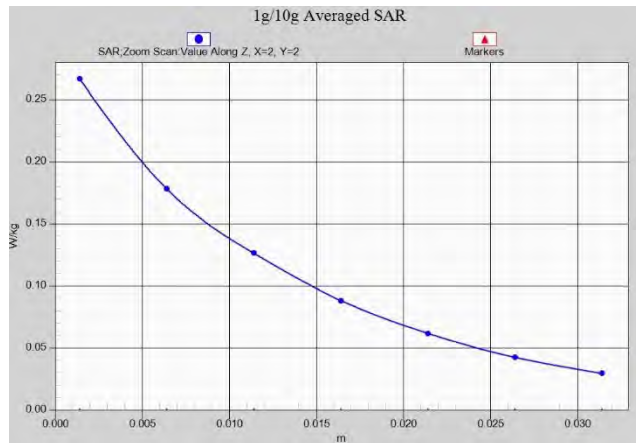
Z-Scan at power reference point (N41 ANT3 Body)



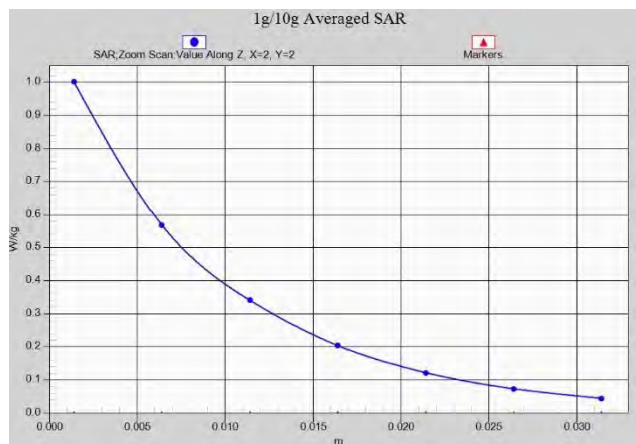
Z-Scan at power reference point (N48 ANT4 Head)



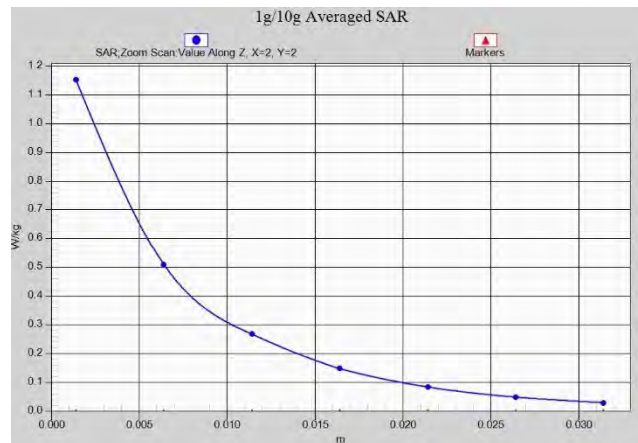
Z-Scan at power reference point (N48 ANT4 Body)



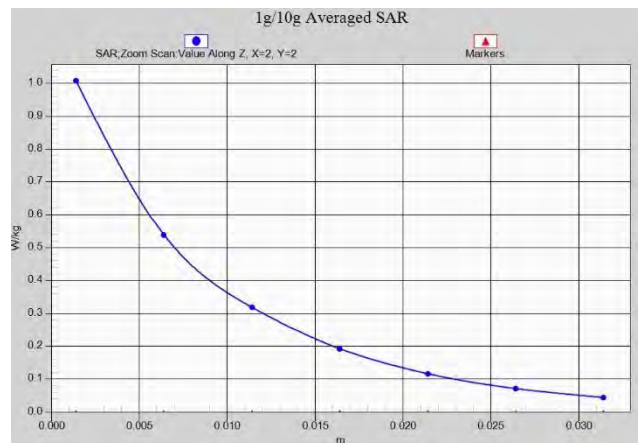
Z-Scan at power reference point (N66 ANT1 Head)



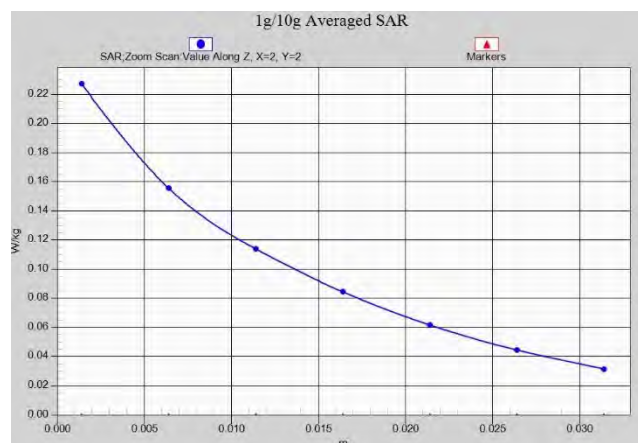
Z-Scan at power reference point (N66 ANT1 Body)



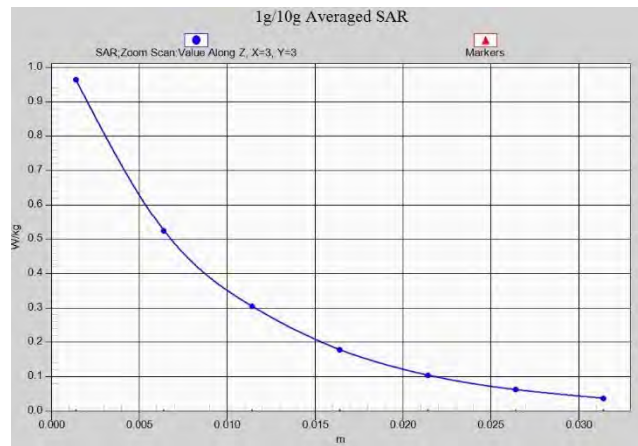
Z-Scan at power reference point (N66 ANT3 Head)



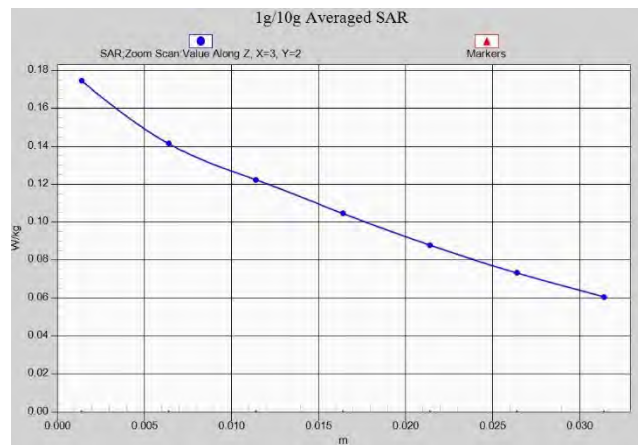
Z-Scan at power reference point (N66 ANT3 Body)



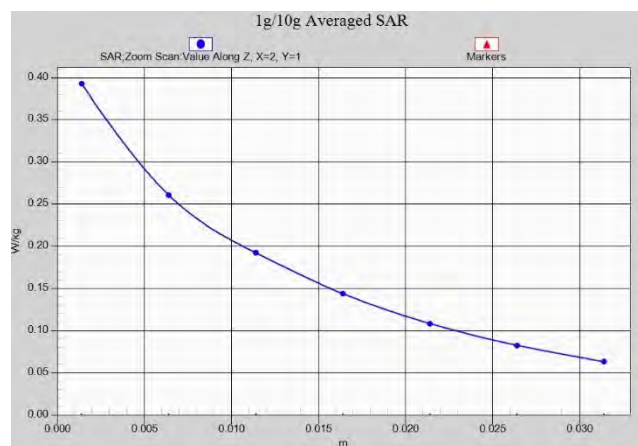
Z-Scan at power reference point (N70 ANT1 Head)



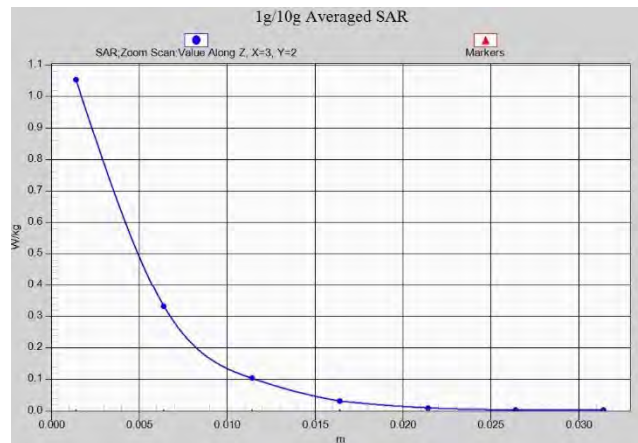
Z-Scan at power reference point (N70 ANT1 Body)



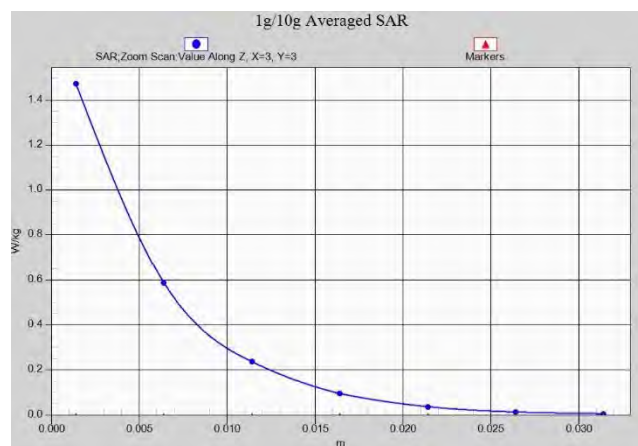
Z-Scan at power reference point (N71 ANT0 Head)



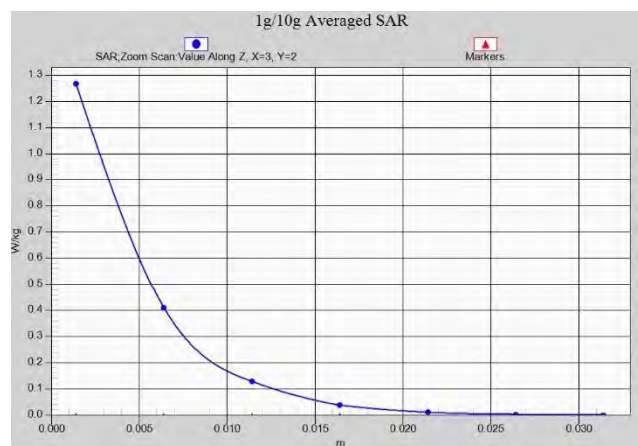
Z-Scan at power reference point (N71 ANT0 Body)



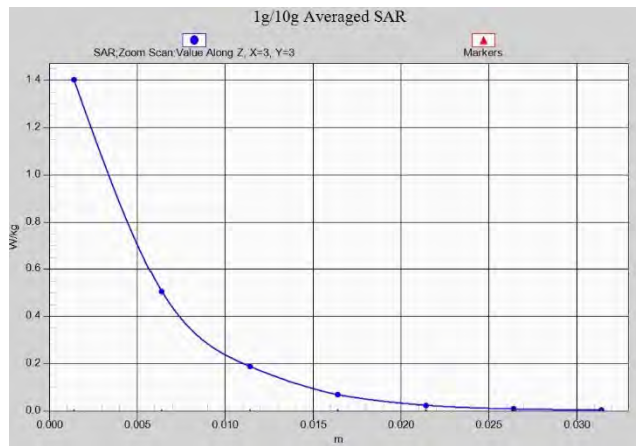
Z-Scan at power reference point (N77-L ANT4 Head)



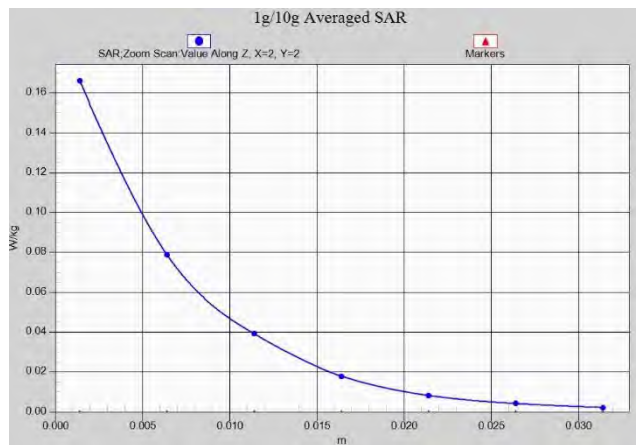
Z-Scan at power reference point (N77-L ANT4 Body)



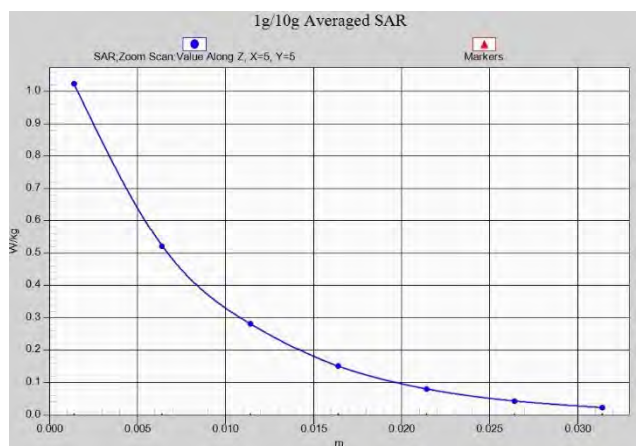
Z-Scan at power reference point (N77-H ANT4 Head)



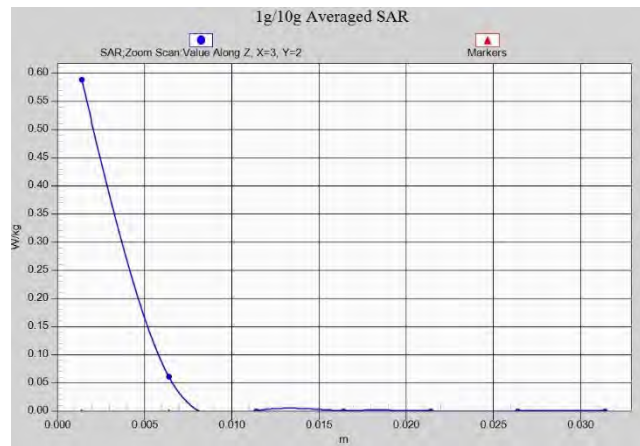
Z-Scan at power reference point (N77-H ANT4 Body)



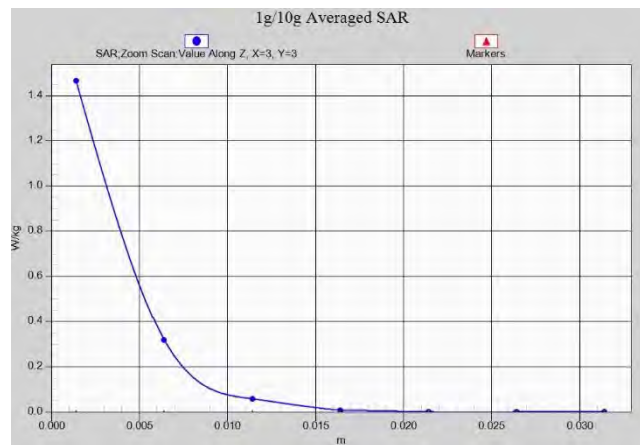
Z-Scan at power reference point (WIFI2.4G Head)



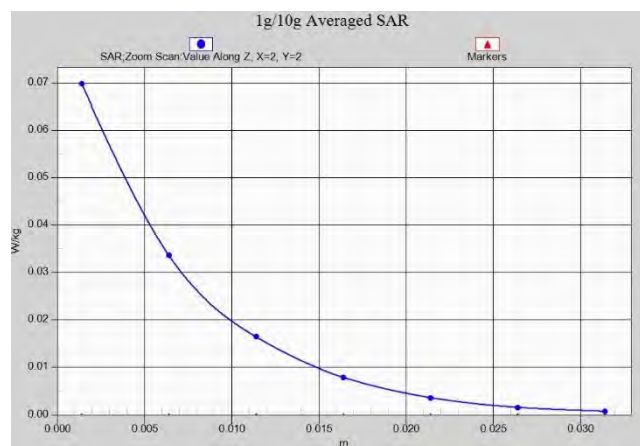
Z-Scan at power reference point (WIFI2.4G Body)



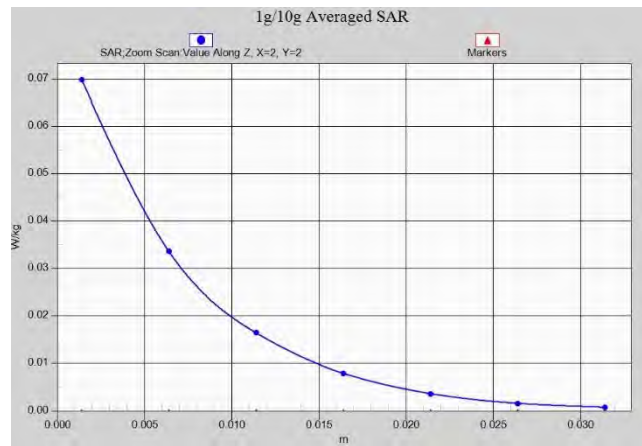
Z-Scan at power reference point (WIFI5G Head)



Z-Scan at power reference point (WIFI5G Body)



Z-Scan at power reference point (BT Head)



Z-Scan at power reference point (BT Body)

ANNEX B Verification Results

750MHz

Date: 9/27/2022

Electronics: DAE4 Sn777

Medium: H700-6000M

Medium parameters used: $f = 750 \text{ MHz}$; $\sigma = 0.887 \text{ S/m}$; $\epsilon_r = 43.18$; $\rho = 1000 \text{ kg/m}^3$

Ambient Temperature: 23.3°C Liquid Temperature: 22.5°C

Communication System: CW (0) Frequency: 750 MHz Duty Cycle: 1:1

Probe: EX3DV4 - SN7600 ConvF(10.74, 10.74, 10.74)

Area Scan (131x61x1): Interpolated grid: $dx=1.500 \text{ mm}$, $dy=1.500 \text{ mm}$

Maximum value of SAR (interpolated) = 2.82 W/kg

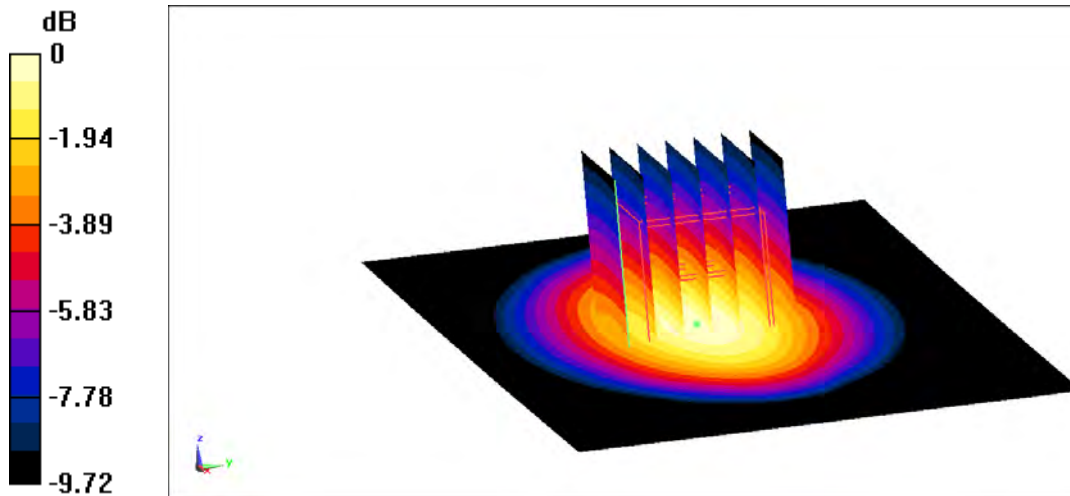
Zoom Scan (7x7x7) (7x7x7)/Cube 0: Measurement grid: $dx=5\text{mm}$, $dy=5\text{mm}$, $dz=5\text{mm}$

Reference Value = 55.85 V/m; Power Drift = -0.01 dB

Peak SAR (extrapolated) = 3.16 W/kg

SAR(1 g) = 2.19 W/kg; SAR(10 g) = 1.46 W/kg

Maximum value of SAR (measured) = 2.86 W/kg



0 dB = 2.86 W/kg = 4.56 dBW/kg

900MHz

Date: 9/30/2022

Electronics: DAE4 Sn777

Medium: H700-6000M

Medium parameters used: $f = 900 \text{ MHz}$; $\sigma = 0.955 \text{ S/m}$; $\epsilon_r = 42.68$; $\rho = 1000 \text{ kg/m}^3$

Ambient Temperature: 23.3°C Liquid Temperature: 22.5°C

Communication System: CW (0) Frequency: 900 MHz Duty Cycle: 1:1

Probe: EX3DV4 - SN7600 ConvF(10.27, 10.27, 10.27)

Area Scan (131x61x1): Interpolated grid: $dx=1.500 \text{ mm}$, $dy=1.500 \text{ mm}$

Maximum value of SAR (interpolated) = 3.80 W/kg

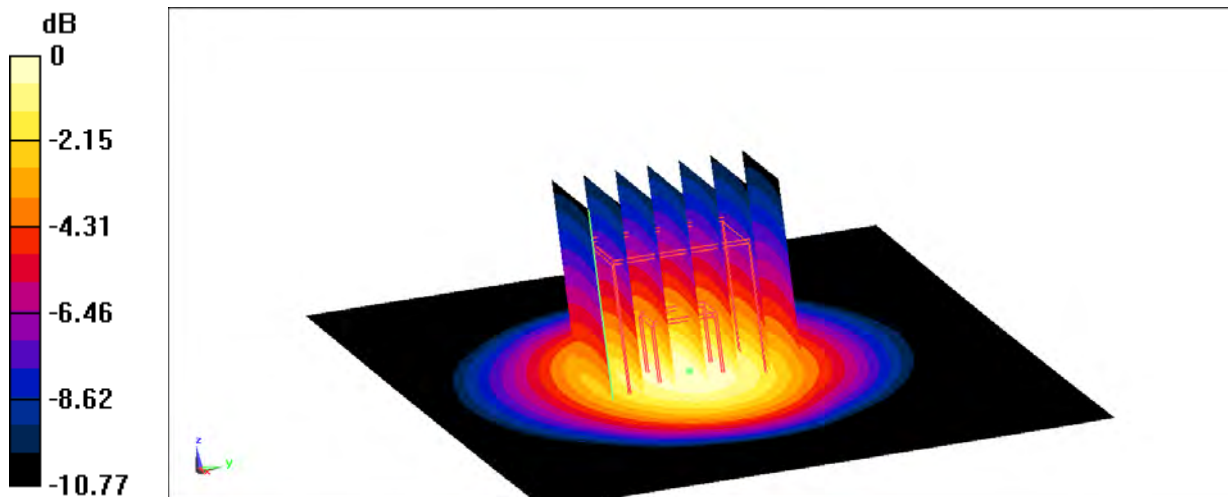
Zoom Scan (7x7x7) (7x7x7)/Cube 0: Measurement grid: $dx=5\text{mm}$, $dy=5\text{mm}$, $dz=5\text{mm}$

Reference Value = 58.26 V/m ; Power Drift = -0.06 dB

Peak SAR (extrapolated) = 4.50 W/kg

SAR(1 g) = 2.75 W/kg ; SAR(10 g) = 1.78 W/kg

Maximum value of SAR (measured) = 3.83 W/kg



0 dB = 3.83 W/kg = 5.83 dBW/kg

1750MHz

Date: 10/9/2022

Electronics: DAE4 Sn777

Medium: H700-6000M

Medium parameters used: $f = 1750$ MHz; $\sigma = 1.363$ S/m; $\epsilon_r = 41.81$; $\rho = 1000$ kg/m³

Ambient Temperature: 23.3°C Liquid Temperature: 22.5°C

Communication System: CW (0) Frequency: 1750 MHz Duty Cycle: 1:1

Probe: EX3DV4 - SN7600 ConvF(8.93, 8.93, 8.93)

Area Scan (61x61x1): Interpolated grid: dx=1.500 mm, dy=1.500 mm

Maximum value of SAR (interpolated) = 14.9 W/kg

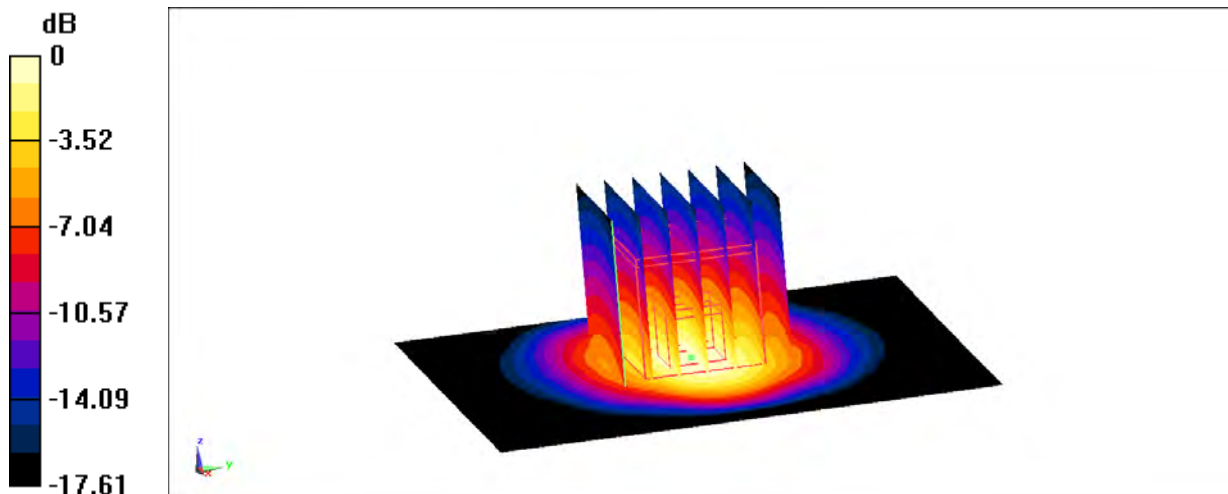
Zoom Scan (7x7x7) (7x7x7)/Cube 0: Measurement grid: dx=5mm, dy=5mm, dz=5mm

Reference Value = 99.90 V/m; Power Drift = 0.01 dB

Peak SAR (extrapolated) = 17.6 W/kg

SAR(1 g) = 9.23 W/kg; SAR(10 g) = 4.81 W/kg

Maximum value of SAR (measured) = 14.5 W/kg



0 dB = 14.5 W/kg = 11.61 dBW/kg

1900MHz

Date: 9/29/2022

Electronics: DAE4 Sn777

Medium: H700-6000M

Medium parameters used: $f = 1900$ MHz; $\sigma = 1.457$ S/m; $\epsilon_r = 41.57$; $\rho = 1000$ kg/m³

Ambient Temperature: 23.3°C Liquid Temperature: 22.5°C

Communication System: CW (0) Frequency: 1900 MHz Duty Cycle: 1:1

Probe: EX3DV4 - SN7600 ConvF(8.54, 8.54, 8.54)

Area Scan (61x61x1): Interpolated grid: dx=1.500 mm, dy=1.500 mm

Maximum value of SAR (interpolated) = 16.1 W/kg

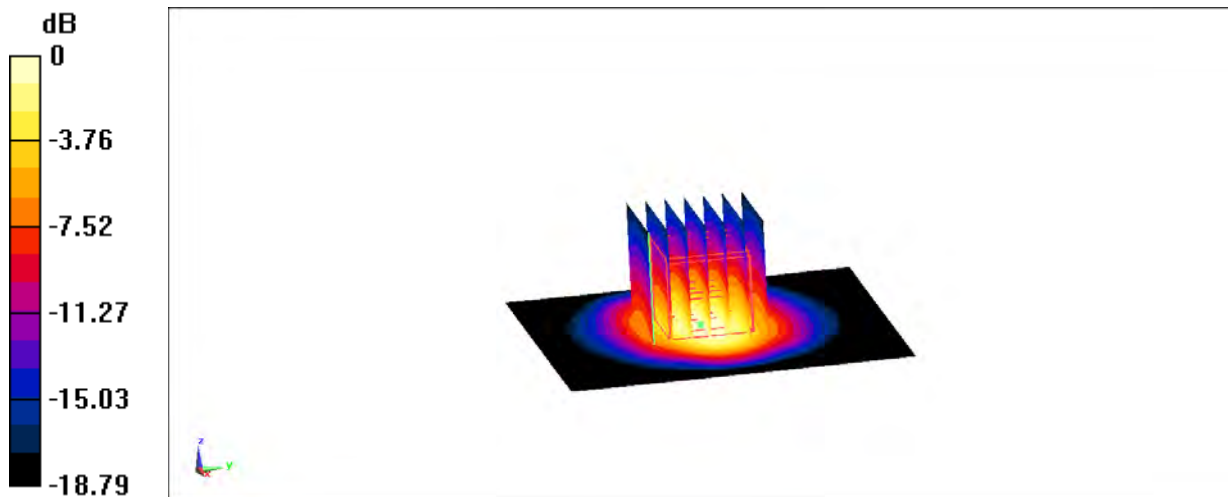
Zoom Scan (7x7x7) (7x7x7)/Cube 0: Measurement grid: dx=5mm, dy=5mm, dz=5mm

Reference Value = 103.6 V/m; Power Drift = -0.01 dB

Peak SAR (extrapolated) = 19.3 W/kg

SAR(1 g) = 9.91 W/kg; SAR(10 g) = 5.05 W/kg

Maximum value of SAR (measured) = 15.8 W/kg



0 dB = 15.8 W/kg = 11.99 dBW/kg

1900MHz

Date: 9/28/2022

Electronics: DAE4 Sn777

Medium: H700-6000M

Medium parameters used: $f = 1900$ MHz; $\sigma = 1.428$ S/m; $\epsilon_r = 40.74$; $\rho = 1000$ kg/m³

Ambient Temperature: 23.3°C Liquid Temperature: 22.5°C

Communication System: CW (0) Frequency: 1900 MHz Duty Cycle: 1:1

Probe: EX3DV4 - SN7600 ConvF(8.54, 8.54, 8.54)

Area Scan (61x61x1): Interpolated grid: dx=1.500 mm, dy=1.500 mm

Maximum value of SAR (interpolated) = 16.2 W/kg

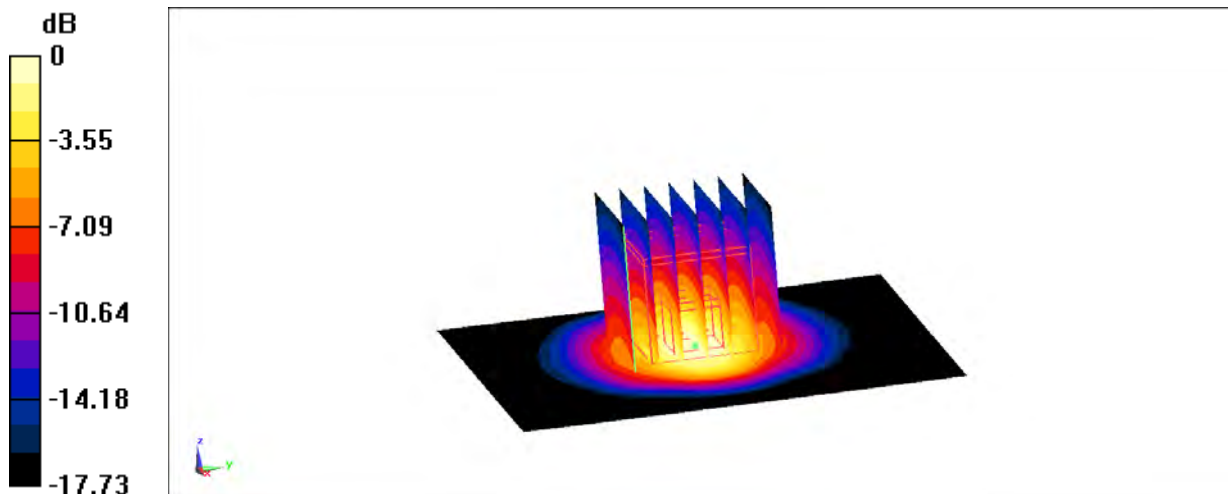
Zoom Scan (7x7x7) (7x7x7)/Cube 0: Measurement grid: dx=5mm, dy=5mm, dz=5mm

Reference Value = 101.5 V/m; Power Drift = 0.05 dB

Peak SAR (extrapolated) = 19.2 W/kg

SAR(1 g) = 9.99 W/kg; SAR(10 g) = 5.15 W/kg

Maximum value of SAR (measured) = 15.9 W/kg



0 dB = 15.9 W/kg = 12.01 dBW/kg

2300MHz

Date: 10/10/2022

Electronics: DAE4 Sn777

Medium: H700-6000M

Medium parameters used: $f = 2300$ MHz; $\sigma = 1.749$ S/m; $\epsilon_r = 41.09$; $\rho = 1000$ kg/m³

Ambient Temperature: 23.3°C Liquid Temperature: 22.5°C

Communication System: CW (0) Frequency: 2300 MHz Duty Cycle: 1:1

Probe: EX3DV4 - SN7600 ConvF(8.14, 8.14, 8.14)

Area Scan (61x61x1): Interpolated grid: dx=1.200 mm, dy=1.200 mm

Maximum value of SAR (interpolated) = 20.7 W/kg

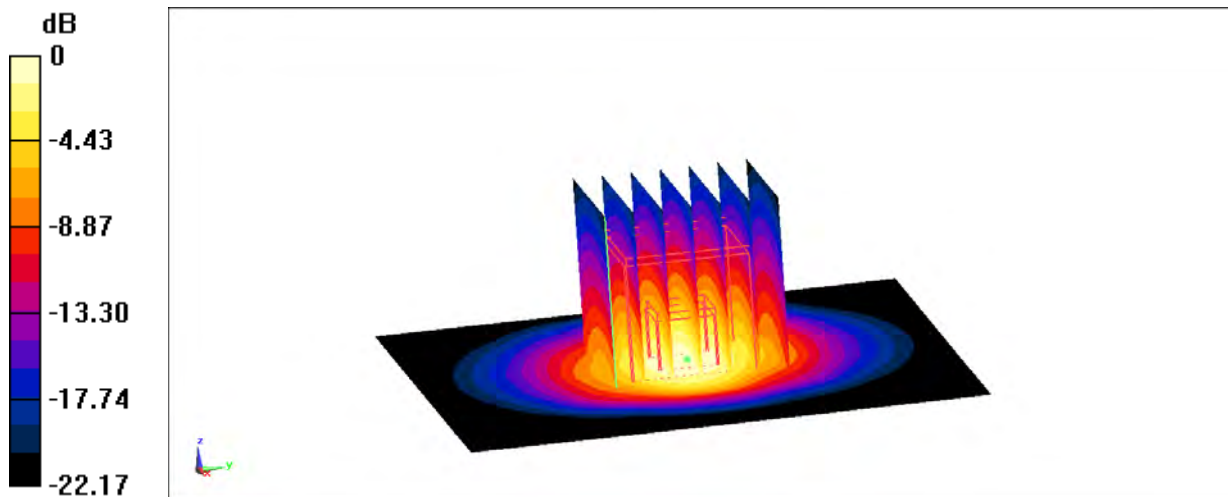
Zoom Scan (7x7x7) (7x7x7)/Cube 0: Measurement grid: dx=5mm, dy=5mm, dz=5mm

Reference Value = 107.2 V/m; Power Drift = 0.01 dB

Peak SAR (extrapolated) = 25.2 W/kg

SAR(1 g) = 12.2 W/kg; SAR(10 g) = 5.71 W/kg

Maximum value of SAR (measured) = 20.4 W/kg



0 dB = 20.4 W/kg = 13.10 dBW/kg

2450MHz

Date: 10/8/2022

Electronics: DAE4 Sn777

Medium: H700-6000M

Medium parameters used: $f = 2450$ MHz; $\sigma = 1.878$ S/m; $\epsilon_r = 40.9$; $\rho = 1000$ kg/m³

Ambient Temperature: 23.3°C Liquid Temperature: 22.5°C

Communication System: CW (0) Frequency: 2450 MHz Duty Cycle: 1:1

Probe: EX3DV4 - SN7600 ConvF(7.82, 7.82, 7.82)

Area Scan (61x61x1): Interpolated grid: dx=1.200 mm, dy=1.200 mm

Maximum value of SAR (interpolated) = 21.8 W/kg

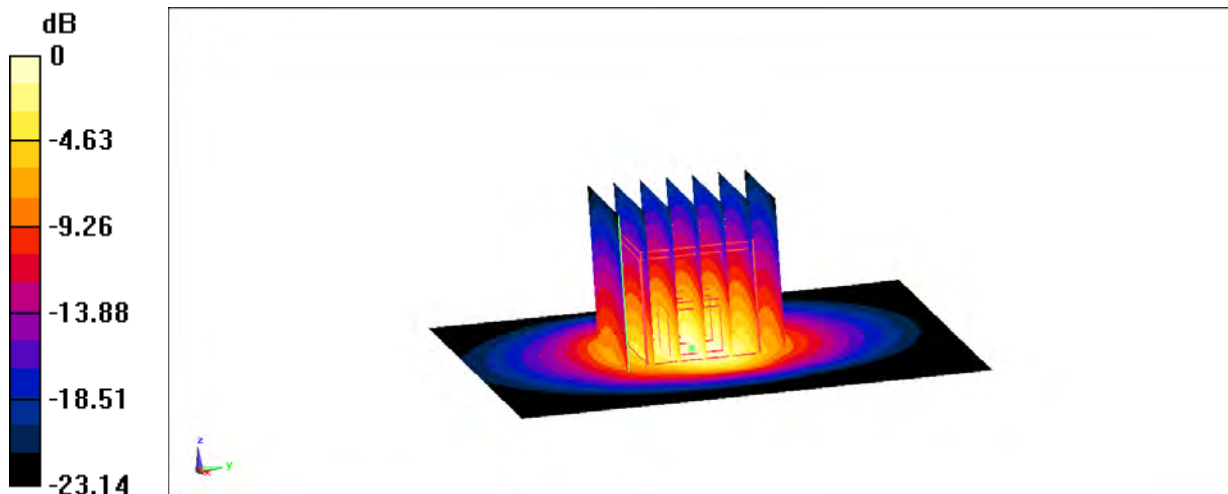
Zoom Scan (7x7x7) (7x7x7)/Cube 0: Measurement grid: dx=5mm, dy=5mm, dz=5mm

Reference Value = 102.8 V/m; Power Drift = -0.07 dB

Peak SAR (extrapolated) = 27.7 W/kg

SAR(1 g) = 12.8 W/kg; SAR(10 g) = 5.81 W/kg

Maximum value of SAR (measured) = 22.0 W/kg



0 dB = 22.0 W/kg = 13.42 dBW/kg

2600MHz

Date: 10/19/2022

Electronics: DAE4 Sn777

Medium: H700-6000M

Medium parameters used: $f = 2600$ MHz; $\sigma = 2.028$ S/m; $\epsilon_r = 40.19$; $\rho = 1000$ kg/m³

Ambient Temperature: 23.3°C Liquid Temperature: 22.5°C

Communication System: CW (0) Frequency: 2600 MHz Duty Cycle: 1:1

Probe: EX3DV4 - SN7600 ConvF(7.62, 7.62, 7.62)

Area Scan (61x61x1): Interpolated grid: dx=1.200 mm, dy=1.200 mm

Maximum value of SAR (interpolated) = 24.6 W/kg

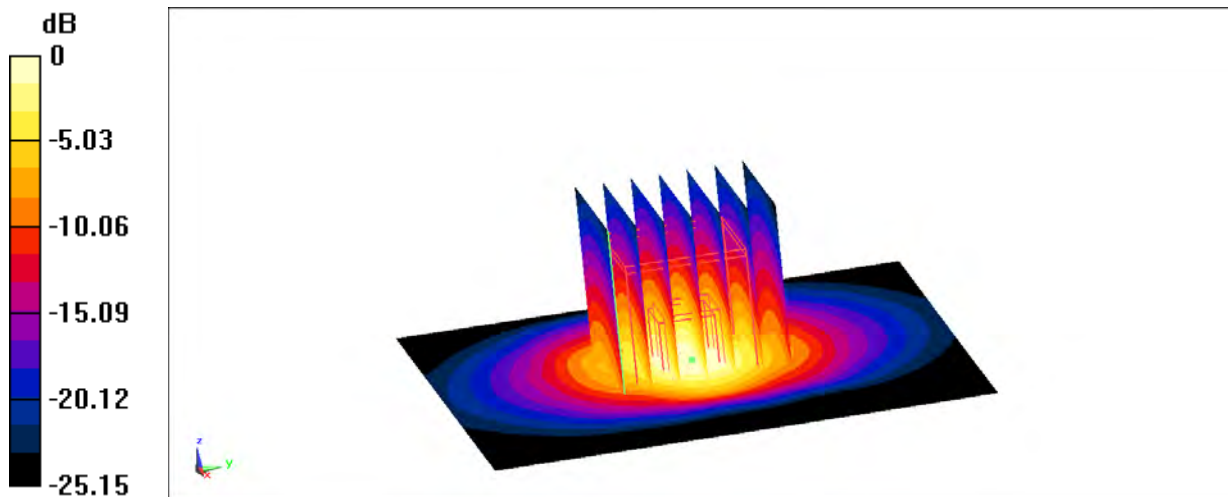
Zoom Scan (7x7x7) (7x7x7)/Cube 0: Measurement grid: dx=5mm, dy=5mm, dz=5mm

Reference Value = 108.9 V/m; Power Drift = -0.02 dB

Peak SAR (extrapolated) = 30.6 W/kg

SAR(1 g) = 14 W/kg; SAR(10 g) = 6.16 W/kg

Maximum value of SAR (measured) = 24.3 W/kg



0 dB = 24.3 W/kg = 13.86 dBW/kg

3300MHz

Date: 10/20/2022

Electronics: DAE4 Sn777

Medium: H700-6000M

Medium parameters used: $f = 3300$ MHz; $\sigma = 2.629$ S/m; $\epsilon_r = 39.42$; $\rho = 1000$ kg/m³

Ambient Temperature: 23.3°C Liquid Temperature: 22.5°C

Communication System: CW (0) Frequency: 3300 MHz Duty Cycle: 1:1

Probe: EX3DV4 - SN7600 ConvF(7.34, 7.34, 7.34)

Area Scan (91x91x1): Interpolated grid: $dx=1.000$ mm, $dy=1.000$ mm

Maximum value of SAR (interpolated) = 13.0 W/kg

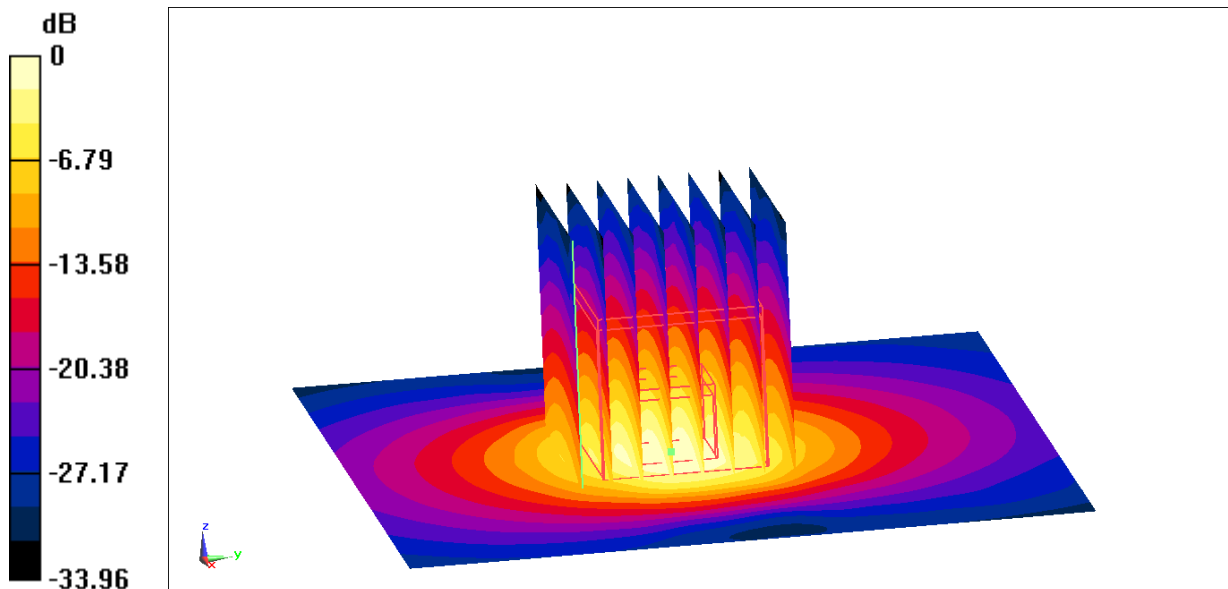
Zoom Scan (4x4x1.4mm, graded), $dist=1.4$ mm (8x8x8)/Cube 0: Measurement grid: $dx=4$ mm, $dy=4$ mm, $dz=1.4$ mm

Reference Value = 69.41 V/m; Power Drift = -0.09 dB

Peak SAR (extrapolated) = 16.9 W/kg

SAR(1 g) = 6.5 W/kg; SAR(10 g) = 2.48 W/kg

Maximum value of SAR (measured) = 12.2 W/kg



$$0 \text{ dB} = 12.2 \text{ W/kg} = 10.86 \text{ dBW/kg}$$

3300MHz

Date: 10/11/2022

Electronics: DAE4 Sn777

Medium: HSL3300

Medium parameters used: $f = 3300$ MHz; $\sigma = 2.76$ S/m; $\epsilon_r = 38.83$; $\rho = 1000$ kg/m³

Ambient Temperature: 23.3oC Liquid Temperature: 22.5oC

Communication System: CW (0) Frequency: 3300 MHz Duty Cycle: 1:1

Probe: EX3DV4 - SN7600 ConvF(7.34, 7.34, 7.34)

Area Scan (91x91x1): Interpolated grid: dx=1.000 mm, dy=1.000 mm

Maximum value of SAR (interpolated) = 12.7 W/kg

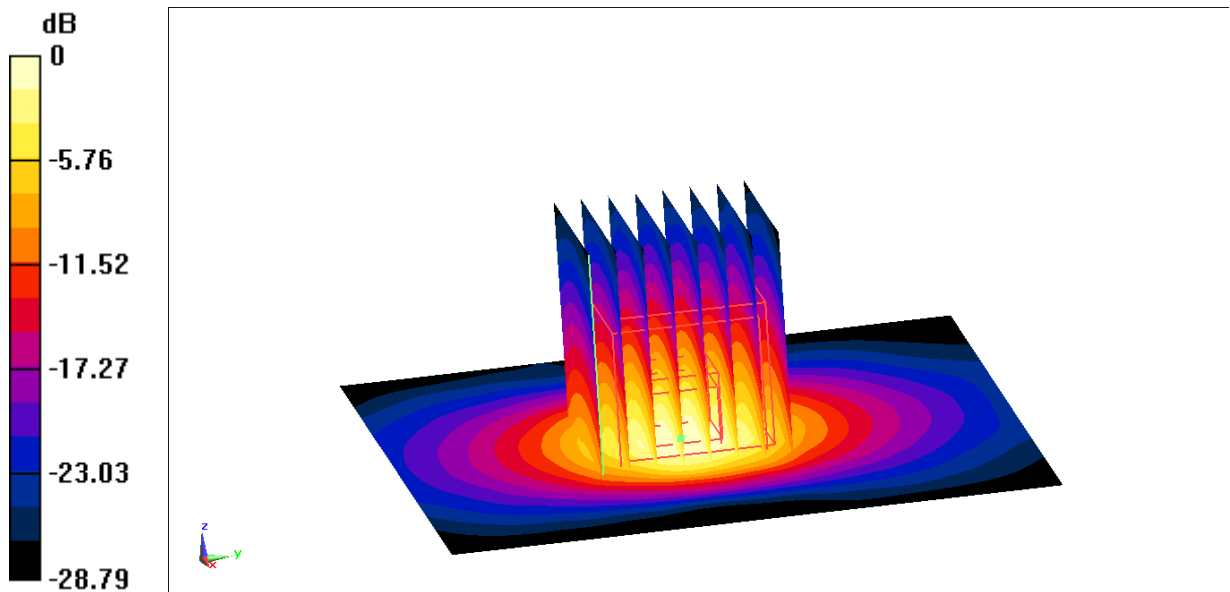
Zoom Scan (4x4x1.4mm, graded), dist=1.4mm (8x8x8)/Cube 0: Measurement grid: dx=4mm, dy=4mm, dz=1.4mm

Reference Value = 68.78 V/m; Power Drift = -0.04 dB

Peak SAR (extrapolated) = 16.3 W/kg

SAR(1 g) = 6.69 W/kg; SAR(10 g) = 2.64 W/kg

Maximum value of SAR (measured) = 12.0 W/kg



$$0 \text{ dB} = 12.0 \text{ W/kg} = 10.79 \text{ dBW/kg}$$

3500MHz

Date: 10/20/2022

Electronics: DAE4 Sn777

Medium: H700-6000M

Medium parameters used: $f = 3500$ MHz; $\sigma = 2.81$ S/m; $\epsilon_r = 39.03$; $\rho = 1000$ kg/m³

Ambient Temperature: 23.3°C Liquid Temperature: 22.5°C

Communication System: CW (0) Frequency: 3500 MHz Duty Cycle: 1:1

Probe: EX3DV4 - SN7600 ConvF(7.05, 7.05, 7.05)

Area Scan (91x91x1): Interpolated grid: dx=1.000 mm, dy=1.000 mm

Maximum value of SAR (interpolated) = 13.2 W/kg

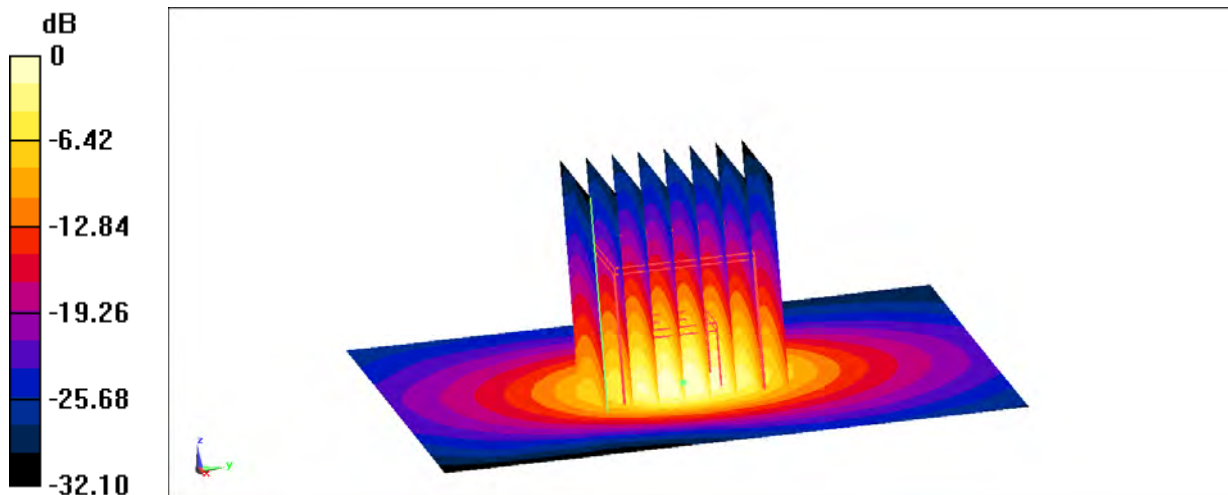
Zoom Scan (4x4x1.4mm, graded), dist=1.4mm (8x8x8)/Cube 0: Measurement grid: dx=4mm, dy=4mm, dz=1.4mm

Reference Value = 71.26 V/m; Power Drift = -0.02 dB

Peak SAR (extrapolated) = 18.0 W/kg

SAR(1 g) = 6.62 W/kg; SAR(10 g) = 2.5 W/kg

Maximum value of SAR (measured) = 12.8 W/kg



0 dB = 12.8 W/kg = 11.07 dBW/kg

3500MHz

Date: 10/11/2022

Electronics: DAE4 Sn777

Medium: H700-6000M

Medium parameters used: $f = 3500$ MHz; $\sigma = 2.95$ S/m; $\epsilon_r = 38.44$; $\rho = 1000$ kg/m³

Ambient Temperature: 23.3°C Liquid Temperature: 22.5°C

Communication System: CW (0) Frequency: 3500 MHz Duty Cycle: 1:1

Probe: EX3DV4 - SN7600 ConvF(7.05, 7.05, 7.05)

Area Scan (91x91x1): Interpolated grid: dx=1.000 mm, dy=1.000 mm

Maximum value of SAR (interpolated) = 12.8 W/kg

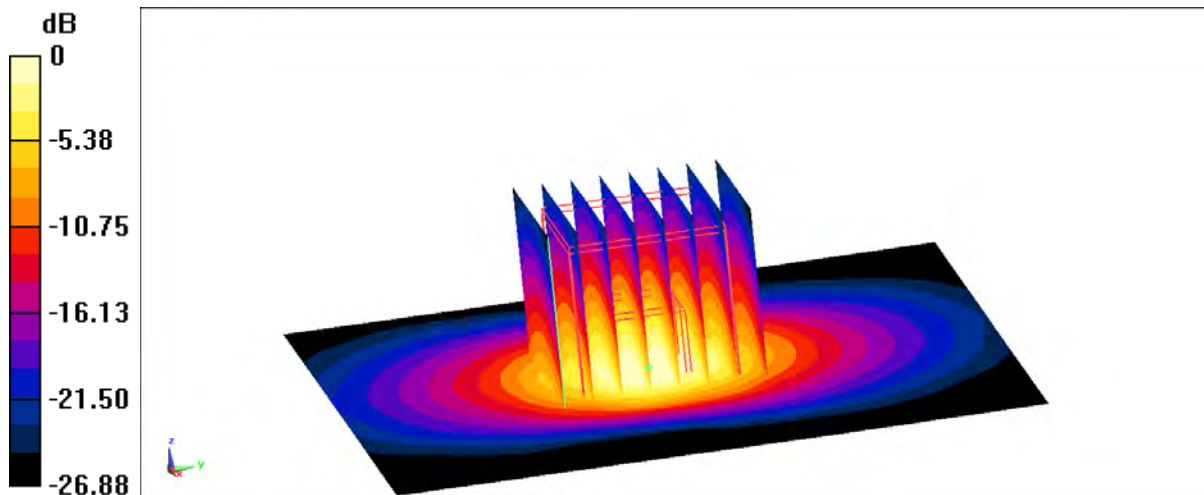
Zoom Scan (4x4x1.4mm, graded), dist=1.4mm (8x8x7)/Cube 0: Measurement grid: dx=4mm, dy=4mm, dz=1.4mm

Reference Value = 70.19 V/m; Power Drift = 0.00 dB

Peak SAR (extrapolated) = 16.5 W/kg

SAR(1 g) = 6.68 W/kg; SAR(10 g) = 2.54 W/kg

Maximum value of SAR (measured) = 12.3 W/kg



0 dB = 12.3 W/kg = 10.90 dBW/kg

3700MHz

Date: 10/20/2022

Electronics: DAE4 Sn777

Medium: H700-6000M

Medium parameters used: $f = 3700$ MHz; $\sigma = 2.989$ S/m; $\epsilon_r = 38.7$; $\rho = 1000$ kg/m³

Ambient Temperature: 23.3°C Liquid Temperature: 22.5°C

Communication System: CW (0) Frequency: 3700 MHz Duty Cycle: 1:1

Probe: EX3DV4 - SN7600 ConvF(6.78, 6.78, 6.78)

Area Scan (91x91x1): Interpolated grid: dx=1.000 mm, dy=1.000 mm

Maximum value of SAR (interpolated) = 13.6 W/kg

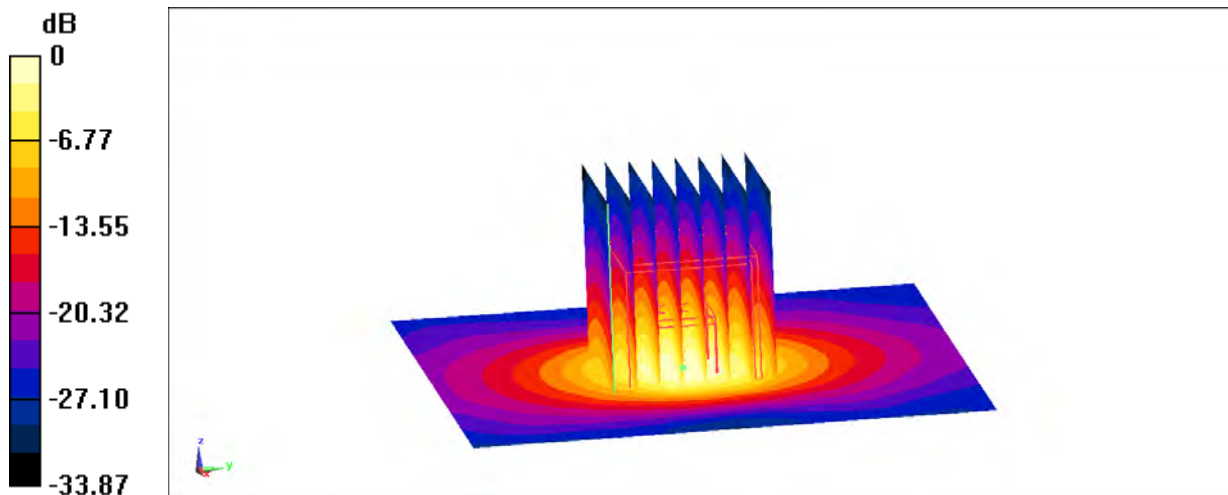
Zoom Scan (4x4x1.4mm, graded), dist=1.4mm (8x8x8)/Cube 0: Measurement grid: dx=4mm, dy=4mm, dz=1.4mm

Reference Value = 68.92 V/m; Power Drift = -0.07 dB

Peak SAR (extrapolated) = 18.7 W/kg

SAR(1 g) = 6.63 W/kg; SAR(10 g) = 2.42 W/kg

Maximum value of SAR (measured) = 12.9 W/kg



0 dB = 12.9 W/kg = 11.11 dBW/kg

3900MHz

Date: 10/20/2022

Electronics: DAE4 Sn777

Medium: H700-6000M

Medium parameters used: $f = 3900$ MHz; $\sigma = 3.17$ S/m; $\epsilon_r = 38.37$; $\rho = 1000$ kg/m³

Ambient Temperature: 23.3°C Liquid Temperature: 22.5°C

Communication System: CW (0) Frequency: 3900 MHz Duty Cycle: 1:1

Probe: EX3DV4 - SN7600 ConvF(6.68, 6.68, 6.68)

Area Scan (91x91x1): Interpolated grid: dx=1.000 mm, dy=1.000 mm

Maximum value of SAR (interpolated) = 14.2 W/kg

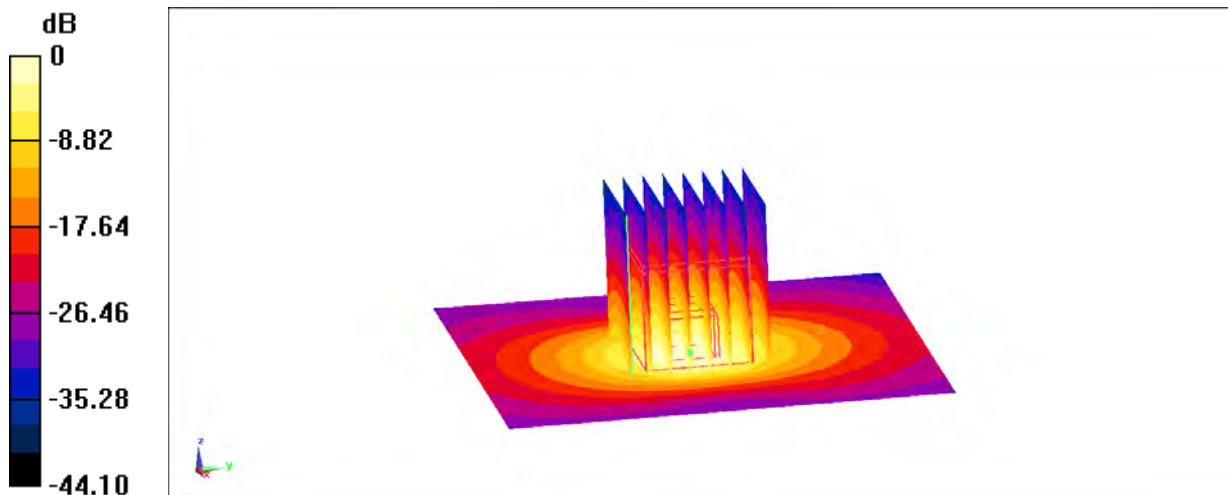
Zoom Scan (4x4x1.4mm, graded), dist=1.4mm (8x8x8)/Cube 0: Measurement grid: dx=4mm, dy=4mm, dz=1.4mm

Reference Value = 70.80 V/m; Power Drift = -0.05 dB

Peak SAR (extrapolated) = 19.8 W/kg

SAR(1 g) = 6.79 W/kg; SAR(10 g) = 2.35 W/kg

Maximum value of SAR (measured) = 13.6 W/kg



0 dB = 13.6 W/kg = 11.34 dBW/kg

5250MHz

Date: 10/14/2022

Electronics: DAE4 Sn777

Medium: H700-6000M

Medium parameters used: $f = 5250$ MHz; $\sigma = 4.588$ S/m; $\epsilon_r = 35.8$; $\rho = 1000$ kg/m³

Ambient Temperature: 23.3°C Liquid Temperature: 22.5°C

Communication System: CW (0) Frequency: 5250 MHz Duty Cycle: 1:1

Probe: EX3DV4 - SN7600 ConvF(5.59, 5.59, 5.59)

Area Scan (91x91x1): Interpolated grid: dx=1.000 mm, dy=1.000 mm

Maximum value of SAR (interpolated) = 19.7 W/kg

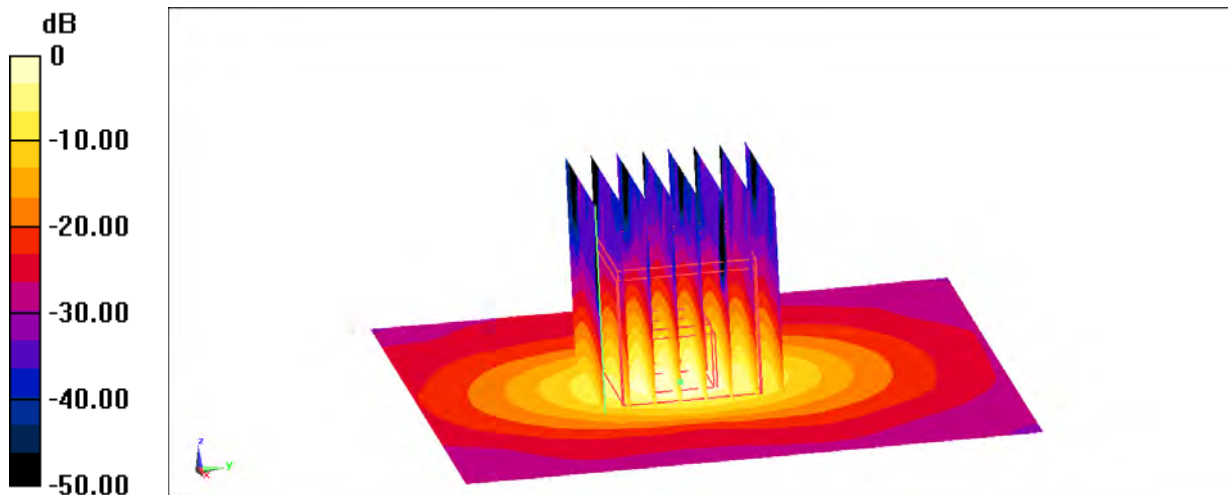
Zoom Scan (4x4x1.4mm, graded), dist=1.4mm (8x8x8)/Cube 0: Measurement grid: dx=4mm, dy=4mm, dz=1.4mm

Reference Value = 64.33 V/m; Power Drift = -0.05 dB

Peak SAR (extrapolated) = 33.2 W/kg

SAR(1 g) = 7.84 W/kg; SAR(10 g) = 2.22 W/kg

Maximum value of SAR (measured) = 18.7 W/kg



0 dB = 18.7 W/kg = 12.72 dBW/kg

5600MHz

Date: 10/14/2022

Electronics: DAE4 Sn777

Medium: H700-6000M

Medium parameters used: $f = 5600$ MHz; $\sigma = 4.965$ S/m; $\epsilon_r = 35.22$; $\rho = 1000$ kg/m³

Ambient Temperature: 23.3°C Liquid Temperature: 22.5°C

Communication System: CW (0) Frequency: 5600 MHz Duty Cycle: 1:1

Probe: EX3DV4 - SN7600 ConvF(5.13, 5.13, 5.13)

Area Scan (91x91x1): Interpolated grid: dx=1.000 mm, dy=1.000 mm

Maximum value of SAR (interpolated) = 20.7 W/kg

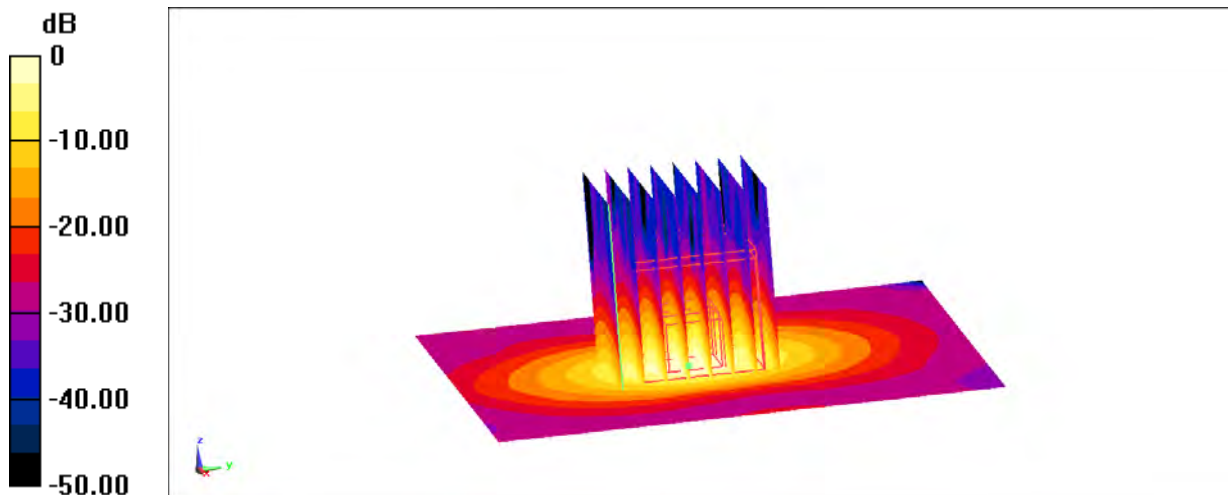
Zoom Scan (4x4x1.4mm, graded), dist=1.4mm (8x8x8)/Cube 0: Measurement grid: dx=4mm, dy=4mm, dz=1.4mm

Reference Value = 66.75 V/m; Power Drift = -0.08 dB

Peak SAR (extrapolated) = 37.5 W/kg

SAR(1 g) = 8.23 W/kg; SAR(10 g) = 2.35 W/kg

Maximum value of SAR (measured) = 20.7 W/kg



0 dB = 20.7 W/kg = 13.16 dBW/kg

5750MHz

Date: 10/14/2022

Electronics: DAE4 Sn777

Medium: H700-6000M

Medium parameters used: $f = 5750$ MHz; $\sigma = 5.118$ S/m; $\epsilon_r = 34.99$; $\rho = 1000$ kg/m³

Ambient Temperature: 23.3°C Liquid Temperature: 22.5°C

Communication System: CW (0) Frequency: 5750 MHz Duty Cycle: 1:1

Probe: EX3DV4 - SN7600 ConvF(5.16, 5.16, 5.16)

Area Scan (91x91x1): Interpolated grid: dx=1.000 mm, dy=1.000 mm

Maximum value of SAR (interpolated) = 20.1 W/kg

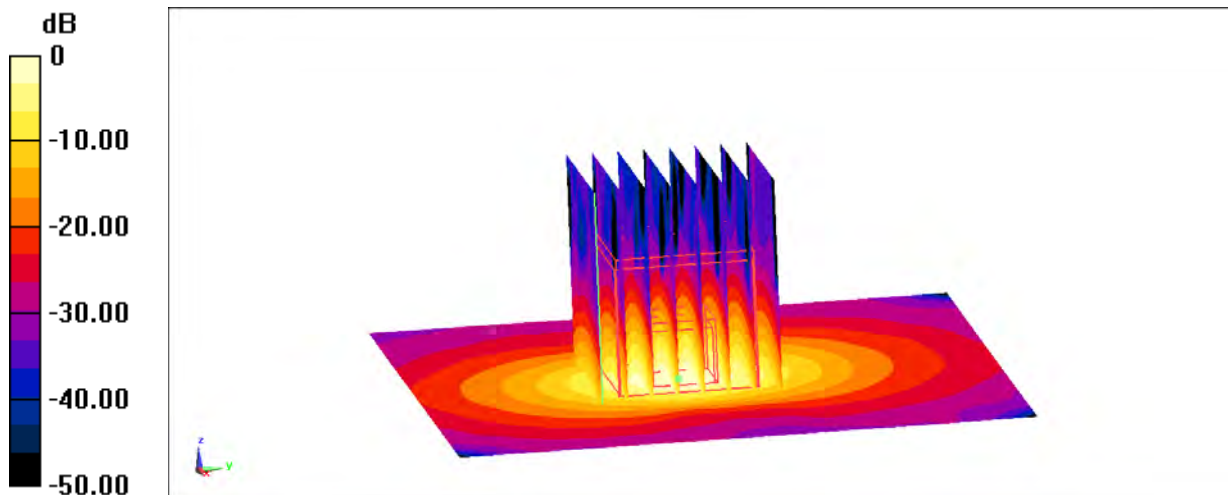
Zoom Scan (4x4x1.4mm, graded), dist=1.4mm (8x8x8)/Cube 0: Measurement grid: dx=4mm, dy=4mm, dz=1.4mm

Reference Value = 63.60 V/m; Power Drift = -0.06 dB

Peak SAR (extrapolated) = 36.9 W/kg

SAR(1 g) = 7.74 W/kg; SAR(10 g) = 2.18 W/kg

Maximum value of SAR (measured) = 19.5 W/kg



0 dB = 19.5 W/kg = 12.90 dBW/kg

750 MHz

Date: 10/4/2022

Electronics: DAE4 Sn549

Medium: Head 750 MHz

Medium parameters used: $f = 750 \text{ MHz}$; $\sigma = 0.88 \text{ mho/m}$; $\epsilon_r = 41.71$; $\rho = 1000 \text{ kg/m}^3$

Ambient Temperature: 22.5°C Liquid Temperature: 22.3°C

Communication System: CW Frequency: 750 MHz Duty Cycle: 1:1

Probe: EX3DV4 – SN7464 ConvF(10.26,10.26,10.26)

System Validation /Area Scan (81x191x1): Interpolated grid: $dx=1.500 \text{ mm}$,
 $dy=1.500 \text{ mm}$

Reference Value = 59.41 V/m; Power Drift = 0.04

Fast SAR: SAR(1 g) = 2.09 W/kg; SAR(10 g) = 1.37 W/kg

Maximum value of SAR (interpolated) = 2.77 W/kg

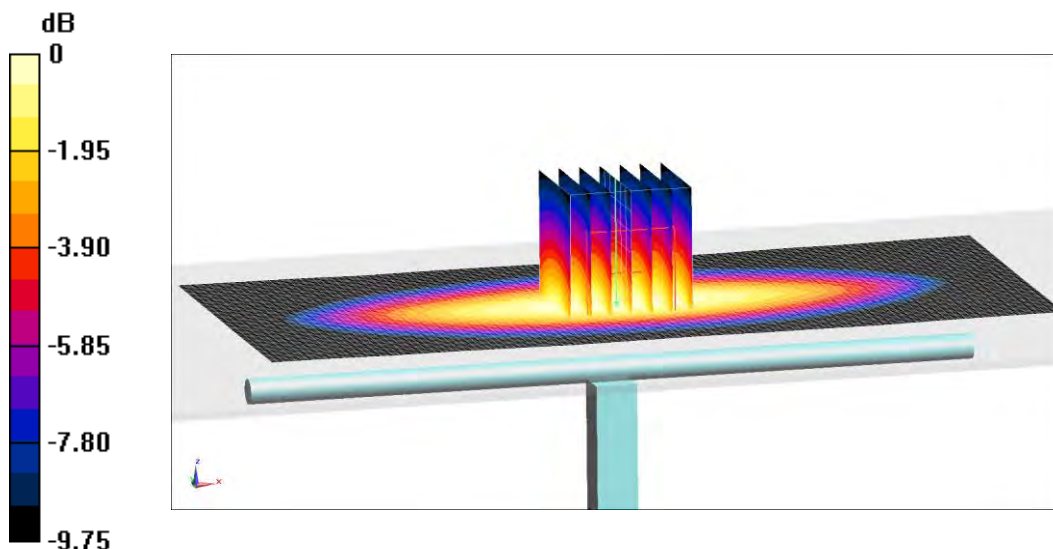
System Validation /Zoom Scan (7x7x7)/Cube 0: Measurement grid:
 $dx=8\text{mm}$, $dy=8\text{mm}$, $dz=5\text{mm}$

Reference Value = 59.41 V/m; Power Drift = 0.04 dB

Peak SAR (extrapolated) = 3.27 W/kg

SAR(1 g) = 2.08 W/kg; SAR(10 g) = 1.4 W/kg

Maximum value of SAR (measured) = 2.87 W/kg



0 dB = 2.87 W/kg = 4.58 dB W/kg

validation 750 MHz 250mW

750 MHz

Date: 10/5/2022

Electronics: DAE4 Sn549

Medium: Head 750 MHz

Medium parameters used: $f = 750 \text{ MHz}$; $\sigma = 0.874 \text{ mho/m}$; $\epsilon_r = 42$; $\rho = 1000 \text{ kg/m}^3$

Ambient Temperature: 22.5°C Liquid Temperature: 22.3°C

Communication System: CW Frequency: 750 MHz Duty Cycle: 1:1

Probe: EX3DV4 – SN7464 ConvF(10.26,10.26,10.26)

System Validation /Area Scan (81x191x1): Interpolated grid: $dx=1.500 \text{ mm}$,
 $dy=1.500 \text{ mm}$

Reference Value = 58.79 V/m ; Power Drift = 0.05

Fast SAR: SAR(1 g) = 2.14 W/kg ; SAR(10 g) = 1.39 W/kg

Maximum value of SAR (interpolated) = 2.83 W/kg

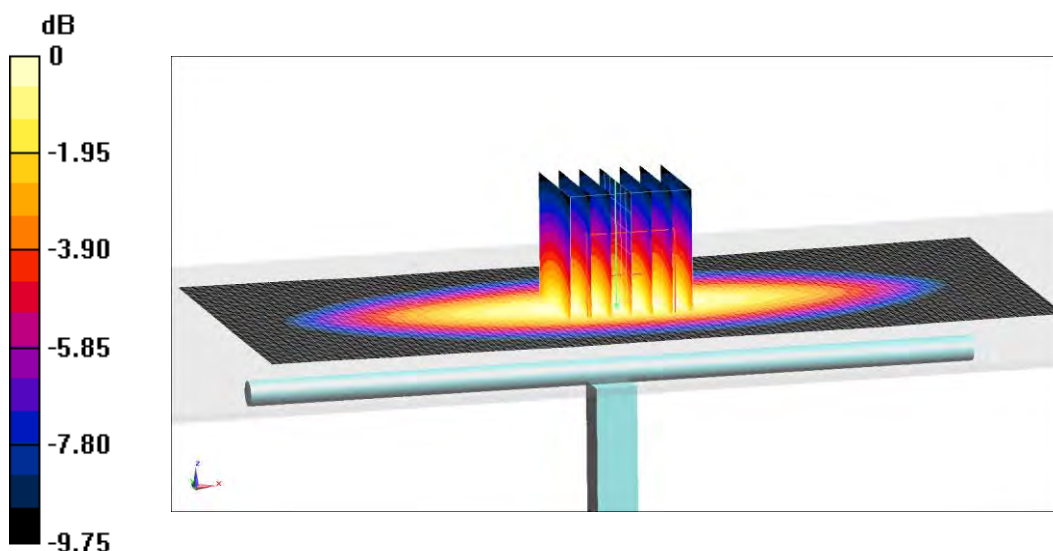
System Validation /Zoom Scan (7x7x7)/Cube 0: Measurement grid:
 $dx=8\text{mm}$, $dy=8\text{mm}$, $dz=5\text{mm}$

Reference Value = 58.79 V/m ; Power Drift = 0.05 dB

Peak SAR (extrapolated) = 3.25 W/kg

SAR(1 g) = 2.08 W/kg ; SAR(10 g) = 1.38 W/kg

Maximum value of SAR (measured) = 2.93 W/kg



0 dB = $2.93 \text{ W/kg} = 4.67 \text{ dB W/kg}$

validation 750 MHz 250mW

835 MHz

Date: 10/6/2022

Electronics: DAE4 Sn549

Medium: Head 835 MHz

Medium parameters used: $f = 835 \text{ MHz}$; $\sigma = 0.908 \text{ mho/m}$; $\epsilon_r = 41.26$; $\rho = 1000 \text{ kg/m}^3$

Ambient Temperature: 22.5°C Liquid Temperature: 22.3°C

Communication System: CW Frequency: 835 MHz Duty Cycle: 1:1

Probe: EX3DV4 – SN7464 ConvF(9.96,9.96,9.96)

System Validation /Area Scan (81x191x1): Interpolated grid: $dx=1.500 \text{ mm}$,
 $dy=1.500 \text{ mm}$

Reference Value = 64.26 V/m ; Power Drift = 0.03

Fast SAR: SAR(1 g) = 2.36 W/kg ; SAR(10 g) = 1.59 W/kg

Maximum value of SAR (interpolated) = 3.18 W/kg

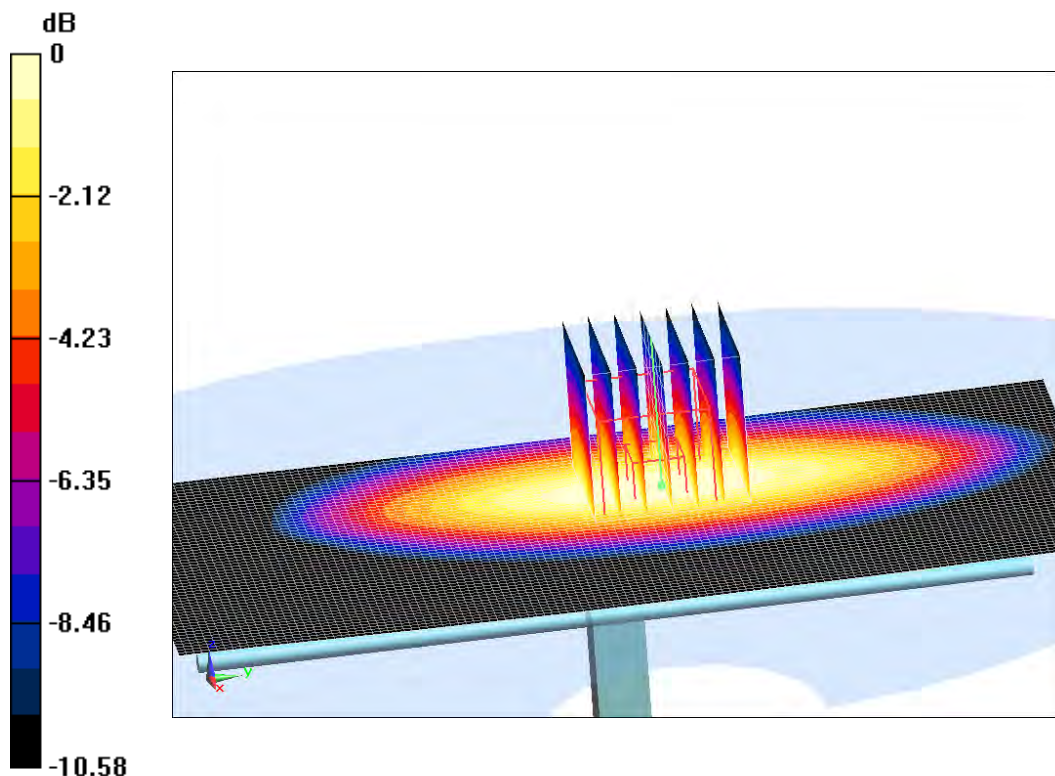
System Validation /Zoom Scan (7x7x7)/Cube 0: Measurement grid:
 $dx=8\text{mm}$, $dy=8\text{mm}$, $dz=5\text{mm}$

Reference Value = 64.26 V/m ; Power Drift = 0.03 dB

Peak SAR (extrapolated) = 3.59 W/kg

SAR(1 g) = 2.4 W/kg ; SAR(10 g) = 1.54 W/kg

Maximum value of SAR (measured) = 3.25 W/kg



0 dB = 3.25 W/kg = 5.12 dB W/kg

validation 835 MHz 250mW

835 MHz

Date: 10/7/2022

Electronics: DAE4 Sn549

Medium: Head 835 MHz

Medium parameters used: $f = 835 \text{ MHz}$; $\sigma = 0.901 \text{ mho/m}$; $\epsilon_r = 41.6$; $\rho = 1000 \text{ kg/m}^3$

Ambient Temperature: 22.5°C Liquid Temperature: 22.3°C

Communication System: CW Frequency: 835 MHz Duty Cycle: 1:1

Probe: EX3DV4 – SN7464 ConvF(9.96,9.96,9.96)

System Validation /Area Scan (81x191x1): Interpolated grid: $dx=1.500 \text{ mm}$,
 $dy=1.500 \text{ mm}$

Reference Value = 63.54 V/m ; Power Drift = 0.04

Fast SAR: SAR(1 g) = 2.4 W/kg ; SAR(10 g) = 1.55 W/kg

Maximum value of SAR (interpolated) = 3.24 W/kg

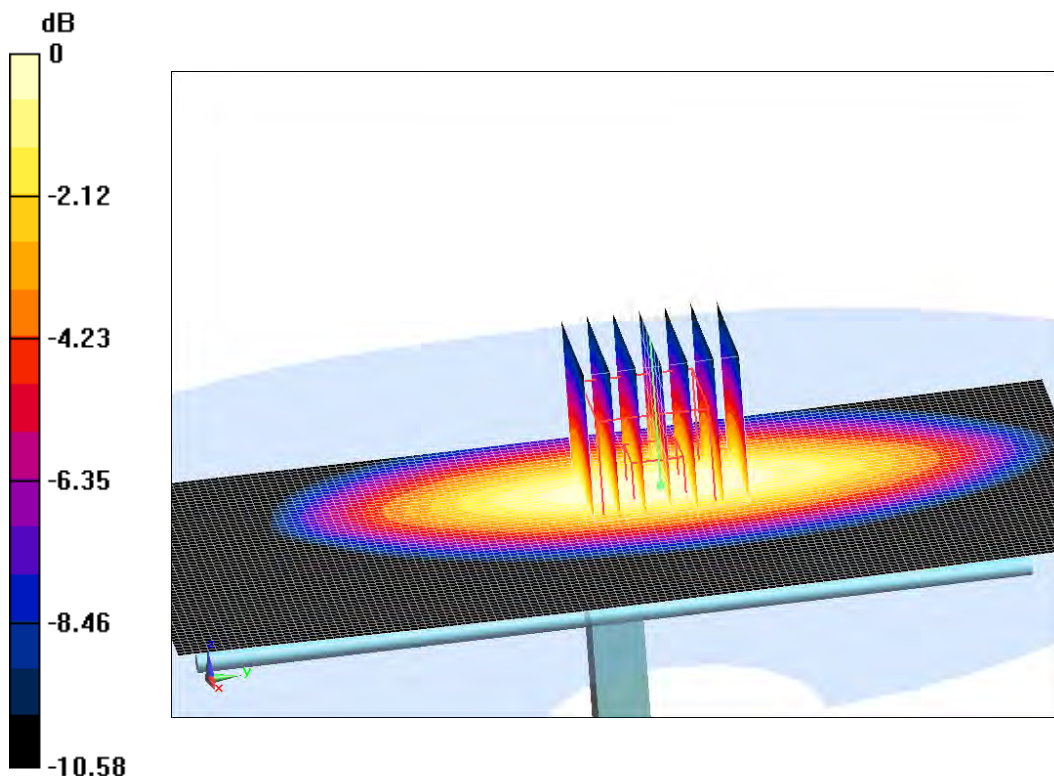
System Validation /Zoom Scan (7x7x7)/Cube 0: Measurement grid:
 $dx=8\text{mm}$, $dy=8\text{mm}$, $dz=5\text{mm}$

Reference Value = 63.54 V/m ; Power Drift = 0.04 dB

Peak SAR (extrapolated) = 3.69 W/kg

SAR(1 g) = 2.43 W/kg ; SAR(10 g) = 1.56 W/kg

Maximum value of SAR (measured) = 3.3 W/kg



0 dB = $3.3 \text{ W/kg} = 5.19 \text{ dB W/kg}$

validation 835 MHz 250mW

1750 MHz

Date: 10/8/2022

Electronics: DAE4 Sn549

Medium: Head 1750 MHz

Medium parameters used: $f = 1750$ MHz; $\sigma = 1.38$ mho/m; $\epsilon_r = 40.68$; $\rho = 1000$ kg/m³

Ambient Temperature: 22.5°C Liquid Temperature: 22.3°C

Communication System: CW Frequency: 1750 MHz Duty Cycle: 1:1

Probe: EX3DV4 – SN7464 ConvF(8.64,8.64,8.64)

System Validation /Area Scan (81x191x1): Interpolated grid: dx=1.500 mm, dy=1.500 mm

Reference Value = 104.5 V/m; Power Drift = 0.06

Fast SAR: SAR(1 g) = 9 W/kg; SAR(10 g) = 4.78 W/kg

Maximum value of SAR (interpolated) = 14.27 W/kg

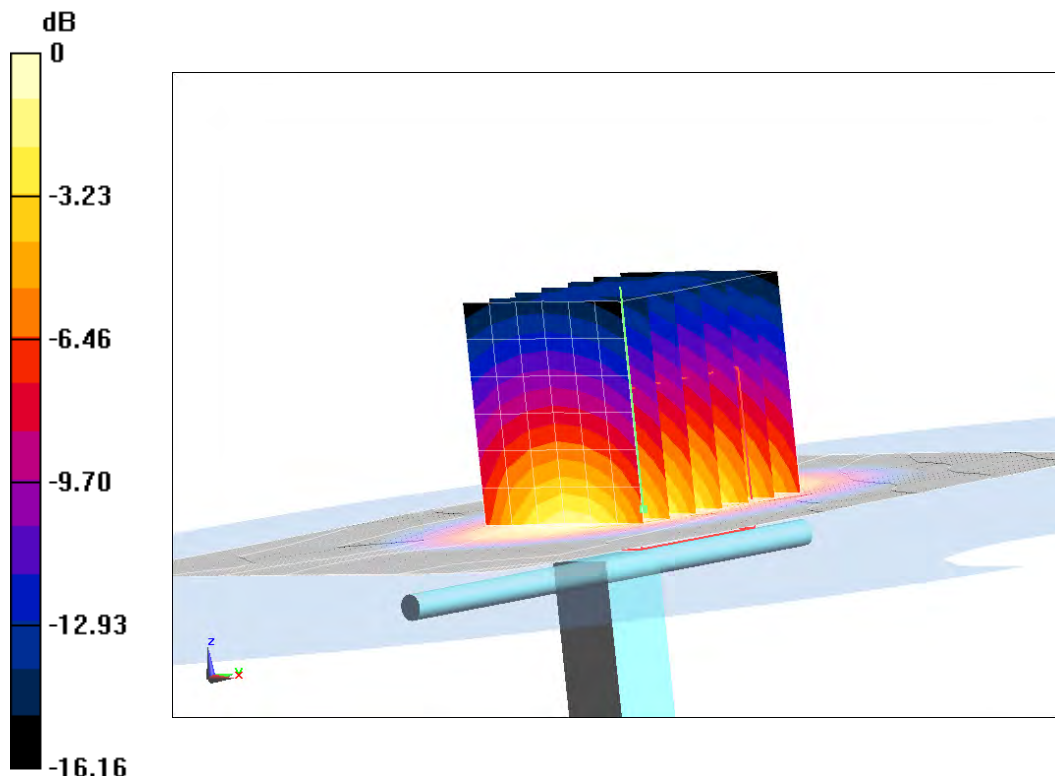
System Validation /Zoom Scan (7x7x7)/Cube 0: Measurement grid: dx=8mm, dy=8mm, dz=5mm

Reference Value =104.5 V/m; Power Drift = 0.06 dB

Peak SAR (extrapolated) = 16.73 W/kg

SAR(1 g) = 8.98 W/kg; SAR(10 g) = 4.8 W/kg

Maximum value of SAR (measured) = 14.1 W/kg



0 dB = 14.1 W/kg = 11.49 dB W/kg

validation 1750 MHz 250mW

1900 MHz

Date: 10/9/2022

Electronics: DAE4 Sn549

Medium: Head 1900 MHz

Medium parameters used: $f = 1900$ MHz; $\sigma = 1.39$ mho/m; $\epsilon_r = 39.55$; $\rho = 1000$ kg/m³

Ambient Temperature: 22.5°C Liquid Temperature: 22.3°C

Communication System: CW Frequency: 1900 MHz Duty Cycle: 1:1

Probe: EX3DV4 – SN7464 ConvF(8.52,8.52,8.52)

System Validation /Area Scan (81x191x1): Interpolated grid: dx=1.500 mm, dy=1.500 mm

Reference Value = 107.75 V/m; Power Drift = 0.02

Fast SAR: SAR(1 g) = 9.93 W/kg; SAR(10 g) = 5.15 W/kg

Maximum value of SAR (interpolated) = 15.31 W/kg

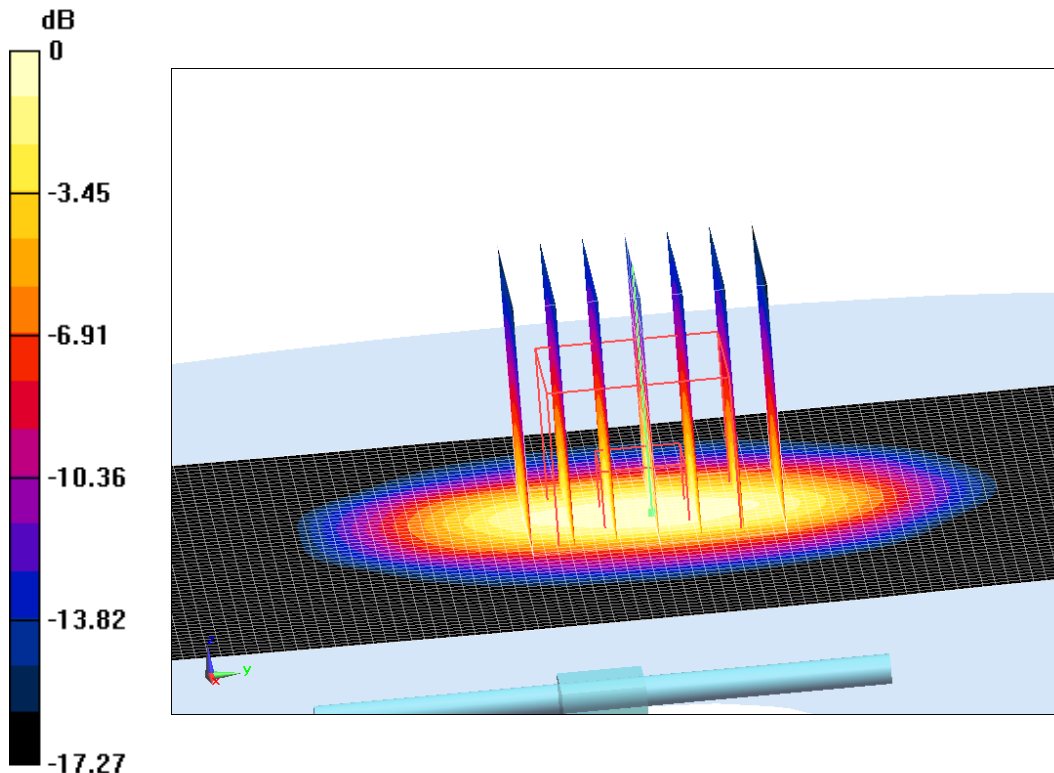
System Validation /Zoom Scan (7x7x7)/Cube 0: Measurement grid: dx=8mm, dy=8mm, dz=5mm

Reference Value =107.75 V/m; Power Drift = 0.02 dB

Peak SAR (extrapolated) = 18.12 W/kg

SAR(1 g) = 10.05 W/kg; SAR(10 g) = 5.1 W/kg

Maximum value of SAR (measured) = 15.11 W/kg



0 dB = 15.11 W/kg = 11.79 dB W/kg

validation 1900 MHz 250mW

1900 MHz

Date: 10/10/2022

Electronics: DAE4 Sn549

Medium: Head 1900 MHz

Medium parameters used: $f = 1900$ MHz; $\sigma = 1.388$ mho/m; $\epsilon_r = 39.85$; $\rho = 1000$ kg/m³

Ambient Temperature: 22.5°C Liquid Temperature: 22.3°C

Communication System: CW Frequency: 1900 MHz Duty Cycle: 1:1

Probe: EX3DV4 – SN7464 ConvF(8.52,8.52,8.52)

System Validation /Area Scan (81x191x1): Interpolated grid: dx=1.500 mm, dy=1.500 mm

Reference Value = 109.95 V/m; Power Drift = -0.08

Fast SAR: SAR(1 g) = 9.83 W/kg; SAR(10 g) = 5.08 W/kg

Maximum value of SAR (interpolated) = 15.22 W/kg

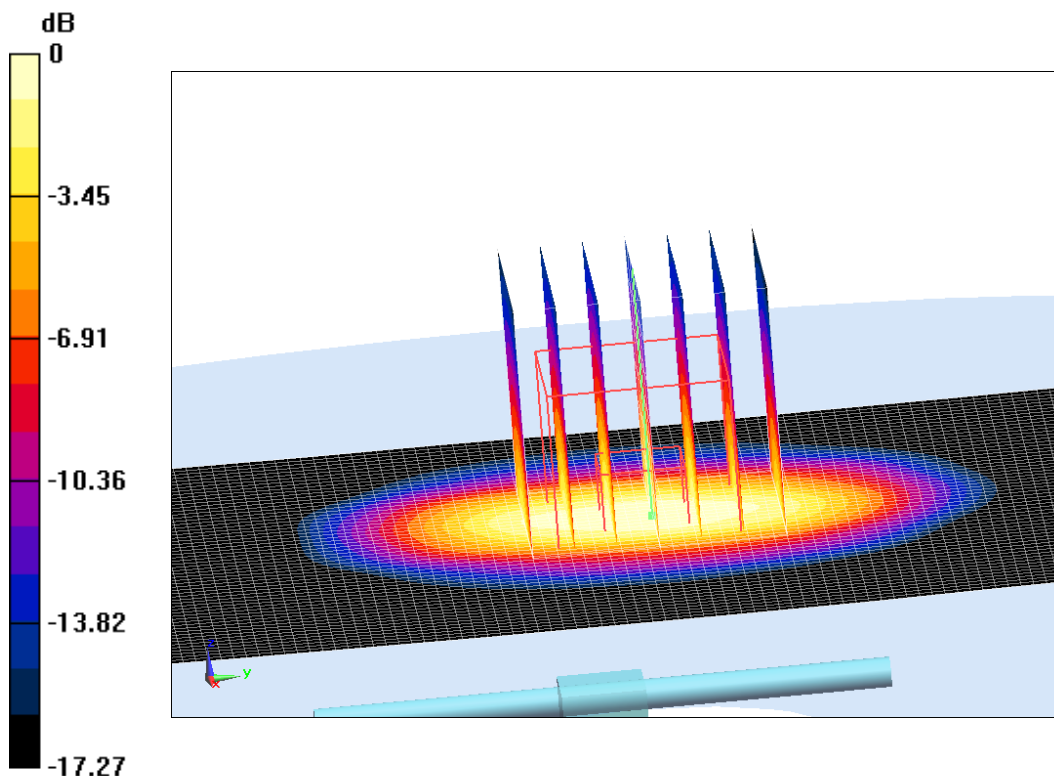
System Validation /Zoom Scan (7x7x7)/Cube 0: Measurement grid: dx=8mm, dy=8mm, dz=5mm

Reference Value =109.95 V/m; Power Drift = -0.08 dB

Peak SAR (extrapolated) = 18.08 W/kg

SAR(1 g) = 10.08 W/kg; SAR(10 g) = 5.24 W/kg

Maximum value of SAR (measured) = 15.49 W/kg



0 dB = 15.49 W/kg = 11.9 dB W/kg

validation 1900 MHz 250mW

2300 MHz

Date: 10/11/2022

Electronics: DAE4 Sn549

Medium: Head 2300 MHz

Medium parameters used: $f = 2300$ MHz; $\sigma = 1.675$ mho/m; $\epsilon_r = 40.07$; $\rho = 1000$ kg/m³

Ambient Temperature: 22.5°C Liquid Temperature: 22.3°C

Communication System: CW Frequency: 2300 MHz Duty Cycle: 1:1

Probe: EX3DV4 – SN7464 ConvF(8.36,8.36,8.36)

System Validation /Area Scan (81x191x1): Interpolated grid: dx=1.200 mm, dy=1.200 mm

Reference Value = 117.41 V/m; Power Drift = -0.05

Fast SAR: SAR(1 g) = 12.31 W/kg; SAR(10 g) = 5.88 W/kg

Maximum value of SAR (interpolated) = 20.29 W/kg

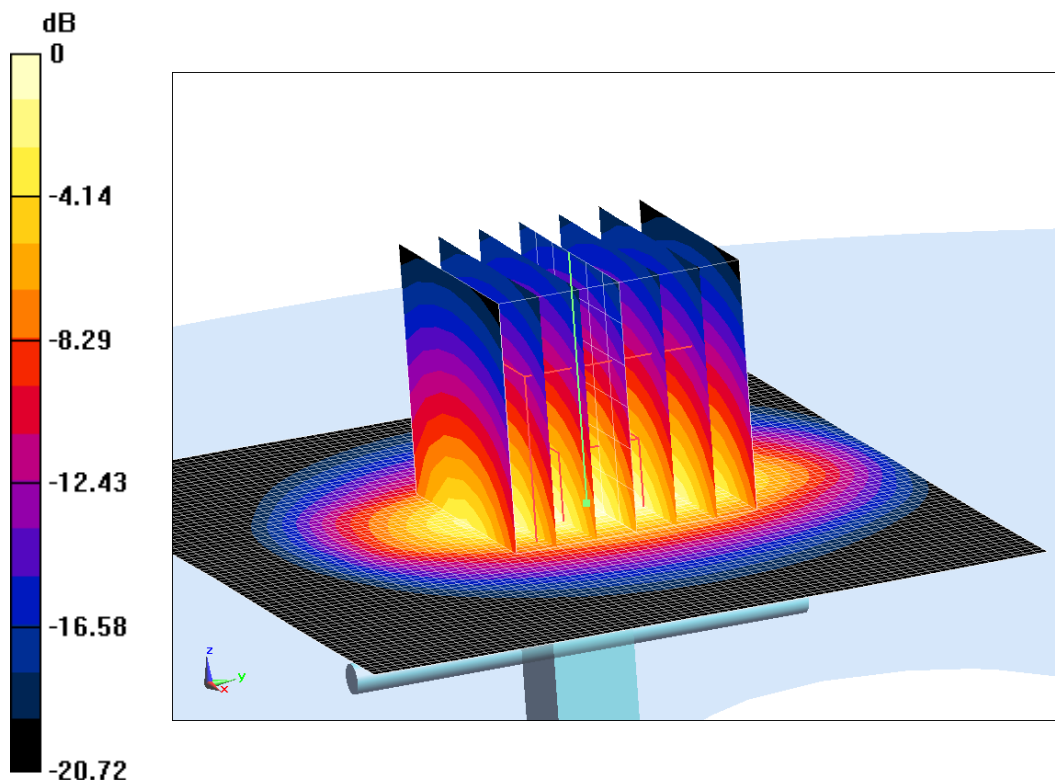
System Validation /Zoom Scan (7x7x7)/Cube 0: Measurement grid: dx=5mm, dy=5mm, dz=5mm

Reference Value =117.41 V/m; Power Drift = -0.05 dB

Peak SAR (extrapolated) = 23.7 W/kg

SAR(1 g) = 12.62 W/kg; SAR(10 g) = 5.99 W/kg

Maximum value of SAR (measured) = 19.79 W/kg



0 dB = 19.79 W/kg = 12.96 dB W/kg

validation 2300 MHz 250mW

2600 MHz

Date: 10/12/2022

Electronics: DAE4 Sn549

Medium: Head 2600 MHz

Medium parameters used: $f = 2600$ MHz; $\sigma = 1.959$ mho/m; $\epsilon_r = 39.53$; $\rho = 1000$ kg/m³

Ambient Temperature: 22.5°C Liquid Temperature: 22.3°C

Communication System: CW Frequency: 2600 MHz Duty Cycle: 1:1

Probe: EX3DV4 – SN7464 ConvF(7.64,7.64,7.64)

System Validation /Area Scan (81x191x1): Interpolated grid: dx=1.200 mm, dy=1.200 mm

Reference Value = 119.72 V/m; Power Drift = -0.02

Fast SAR: SAR(1 g) = 14.08 W/kg; SAR(10 g) = 6.33 W/kg

Maximum value of SAR (interpolated) = 24.69 W/kg

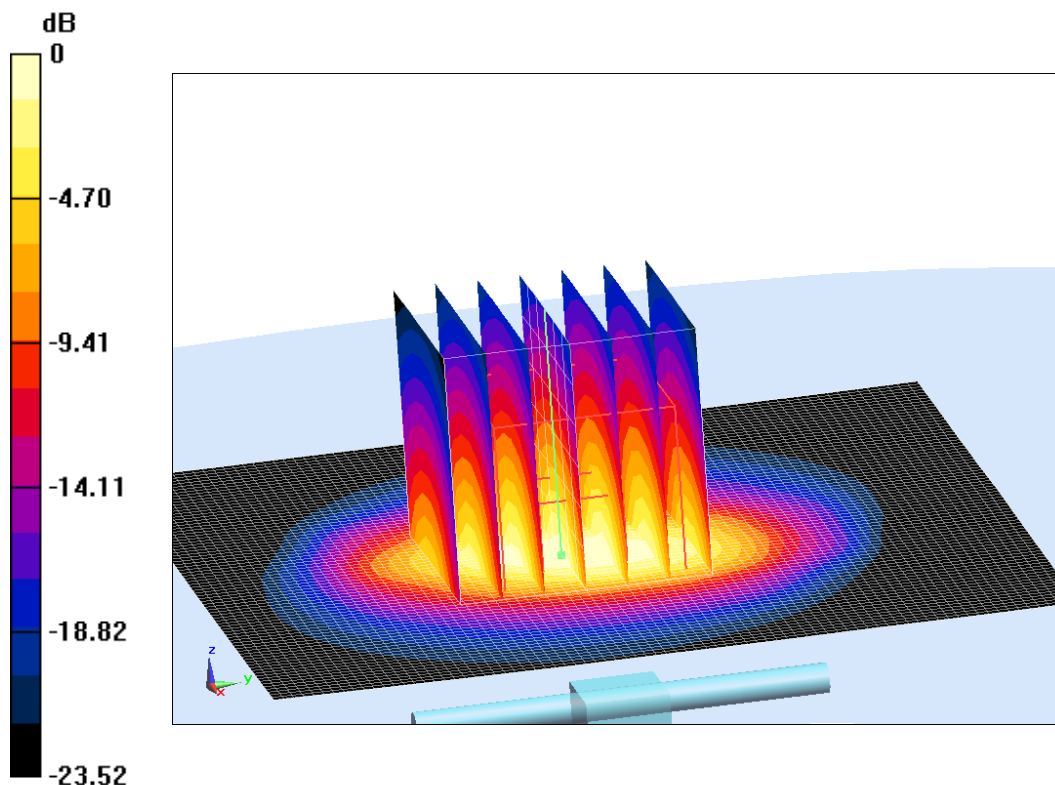
System Validation /Zoom Scan (7x7x7)/Cube 0: Measurement grid: dx=5mm, dy=5mm, dz=5mm

Reference Value = 119.72 V/m; Power Drift = -0.02 dB

Peak SAR (extrapolated) = 29.44 W/kg

SAR(1 g) = 14.53 W/kg; SAR(10 g) = 6.2 W/kg

Maximum value of SAR (measured) = 24.19 W/kg



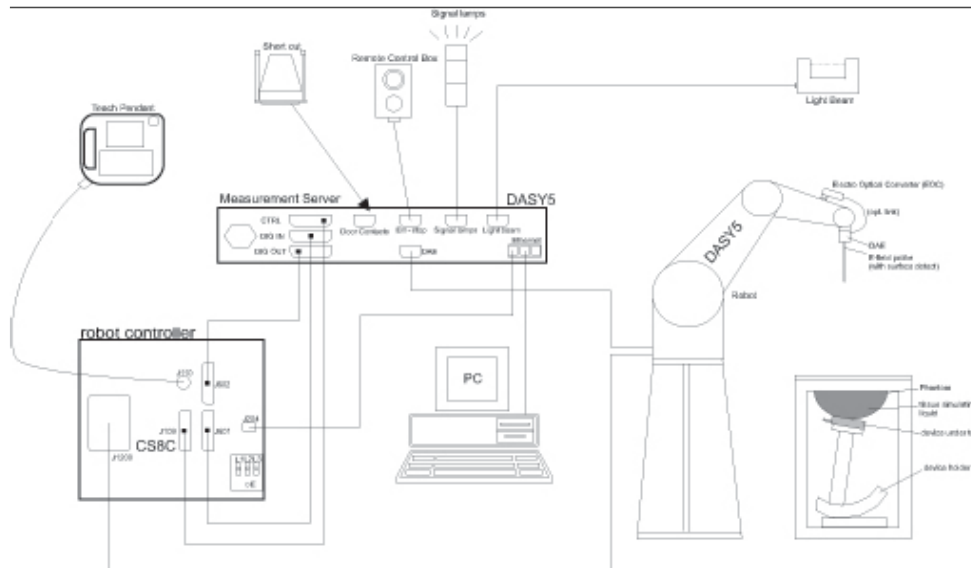
0 dB = 24.19 W/kg = 13.84 dB W/kg

validation 2600 MHz 250mW

ANNEX C SAR Measurement Setup

C.1 Measurement Set-up

The Dasy4 or DASY5 system for performing compliance tests is illustrated above graphically. This system consists of the following items:



Picture C.1 SAR Lab Test Measurement Set-up

- A standard high precision 6-axis robot (StäubliTX=RX family) with controller, teach pendant and software. An arm extension for accommodating the data acquisition electronics (DAE).
- An isotropic field probe optimized and calibrated for the targeted measurement.
- A data acquisition electronics (DAE) which performs the signal amplification, signal multiplexing, AD-conversion, offset measurements, mechanical surface detection, collision detection, etc. The unit is battery powered with standard or rechargeable batteries. The signal is optically transmitted to the EOC.
- The Electro-optical converter (EOC) performs the conversion from optical to electrical signals for the digital communication to the DAE. To use optical surface detection, a special version of the EOC is required. The EOC signal is transmitted to the measurement server.
- The function of the measurement server is to perform the time critical tasks such as signal filtering, control of the robot operation and fast movement interrupts.
- The Light Beam used is for probe alignment. This improves the (absolute) accuracy of the probe positioning.
- A computer running WinXP and the DASY4 or DASY5 software.
- Remote control and teach pendant as well as additional circuitry for robot safety such as
- warning lamps, etc.
- The phantom, the device holder and other accessories according to the targeted measurement.

C.2 Dasy4 or DASY5 E-field Probe System

The SAR measurements were conducted with the dosimetric probe designed in the classical triangular configuration and optimized for dosimetric evaluation. The probe is constructed using the thick film technique; with printed resistive lines on ceramic substrates. The probe is equipped with an optical multifiber line ending at the front of the probe tip. It is connected to the EOC box on the robot arm and provides an automatic detection of the phantom surface. Half of the fibers are connected to a pulsed infrared transmitter, the other half to a synchronized receiver. As the probe approaches the surface, the reflection from the surface produces a coupling from the transmitting to the receiving fibers. This reflection increases first during the approach, reaches maximum and then decreases. If the probe is flatly touching the surface, the coupling is zero. The distance of the coupling maximum to the surface is independent of the surface reflectivity and largely independent of the surface to probe angle. The DASY4 or DASY5 software reads the reflection during a software approach and looks for the maximum using 2nd ord curve fitting. The approach is stopped at reaching the maximum.

Probe Specifications:

| | |
|-----------------------|--|
| Model: | ES3DV3, EX3DV4 |
| Frequency | 10MHz — 6.0GHz(EX3DV4) |
| Range: | 10MHz — 4GHz(ES3DV3) |
| Calibration: | In head and body simulating tissue at Frequencies from 835 up to 5800MHz |
| Linearity: | ± 0.2 dB(30 MHz to 6 GHz) for EX3DV4 ± 0.2 dB(30 MHz to 4 GHz) for ES3DV3 |
| DynamicRange: | 10 mW/kg — 100W/kg |
| Probe Length: | 330 mm |
| Probe Tip | |
| Length: | 20 mm |
| Body Diameter: | 12 mm |
| Tip Diameter: | 2.5 mm (3.9 mm for ES3DV3) |
| Tip-Center: | 1 mm (2.0mm for ES3DV3) |
| Application: | SAR Dosimetry Testing Compliance tests of mobile phones Dosimetry in strong gradient fields |



Picture C.2Near-field Probe



Picture C.3E-field Probe

C.3 E-field Probe Calibration

Each E-Probe/Probe Amplifier combination has unique calibration parameters. A TEM cell calibration procedure is conducted to determine the proper amplifier settings to enter in the probe parameters. The amplifier settings are determined for a given frequency by subjecting the probe to a known E-field density (1 mW/cm²) using an RF Signal generator, TEM cell, and RF Power Meter.

The free space E-field from amplified probe outputs is determined in a test chamber. This calibration can be performed in a TEM cell if the frequency is below 1 GHz and in a waveguide or

other methodologies above 1 GHz for free space. For the free space calibration, the probe is placed in the volumetric center of the cavity and at the proper orientation with the field. The probe is then rotated 360 degrees until the three channels show the maximum reading. The power density readings equates to 1 mW/cm².

E-field temperature correlation calibration is performed in a flat phantom filled with the appropriate simulated brain tissue. The E-field in the medium correlates with the temperature rise in the dielectric medium. For temperature correlation calibration a RF transparent thermistor-based temperature probe is used in conjunction with the E-field probe.

$$SAR = C \frac{\Delta T}{\Delta t}$$

Where:

Δt = Exposure time (30 seconds),

C = Heat capacity of tissue (brain or muscle),

ΔT = Temperature increase due to RF exposure.

$$SAR = \frac{|E|^2 \cdot \sigma}{\rho}$$

Where:

σ = Simulated tissue conductivity,

ρ = Tissue density (kg/m³).

C.4 Other Test Equipment

C.4.1 Data Acquisition Electronics(DAE)

The data acquisition electronics consist of a highly sensitive electrometer-grade preamplifier with auto-zeroing, a channel and gain-switching multiplexer, a fast 16 bit AD-converter and a command decoder with a control logic unit. Transmission to the measurement server is accomplished through an optical downlink for data and status information, as well as an optical uplink for commands and the clock.

The mechanical probe mounting device includes two different sensor systems for frontal and sideways probe contacts. They are used for mechanical surface detection and probe collision detection.

The input impedance of the DAE is 200 MOhm; the inputs are symmetrical and floating. Common mode rejection is above 80 dB.



PictureC.4: DAE

C.4.2 Robot

The SPEAG DASY system uses the high precision robots (DASY4: RX90XL; DASY5: RX160L) type from Stäubli SA (France). For the 6-axis controller system, the robot controller version from Stäubli is used. The Stäubli robot series have many features that are important for our application:

- High precision (repeatability 0.02mm)
- High reliability (industrial design)
- Low maintenance costs (virtually maintenance free due to direct drive gears; no belt drives)
- Jerk-free straight movements (brushless synchron motors; no stepper motors)
- Low ELF interference (motor control fields shielded via the closed metallic construction shields)



Picture C.5 DASY 4



Picture C.6 DASY 5

C.4.3 Measurement Server

The Measurement server is based on a PC/104 CPU board with CPU (dasy4: 166 MHz, Intel Pentium; DASY5: 400 MHz, Intel Celeron), chipdisk (DASY4: 32 MB; DASY5: 128MB), RAM (DASY4: 64 MB, DASY5: 128MB). The necessary circuits for communication with the DAE electronic box, as well as the 16 bit AD converter system for optical detection and digital I/O interface are contained on the DASY I/O board, which is directly connected to the PC/104 bus of the CPU board.

The measurement server performs all real-time data evaluation of field measurements and surface detection, controls robot movements and handles safety operation. The PC operating system cannot interfere with these time critical processes. All connections are supervised by a watchdog, and disconnection of any of the cables to the measurement server will automatically disarm the robot and disable all program-controlled robot movements. Furthermore, the measurement server is equipped with an expansion port which is reserved for future applications. Please note that this expansion port does not have a standardized pinout, and therefore only devices provided by SPEAG can be connected. Devices from any other supplier could seriously damage the measurement server.



Picture C.7 Server for DASY 4



Picture C.8 Server for DASY 5

C.4.4 Device Holder for Phantom

The SAR in the phantom is approximately inversely proportional to the square of the distance between the source and the liquid surface. For a source at 5mm distance, a positioning uncertainty of $\pm 0.5\text{mm}$ would produce a SAR uncertainty of $\pm 20\%$. Accurate device positioning is therefore crucial for accurate and repeatable measurements. The positions in which the devices must be measured are defined by the standards.

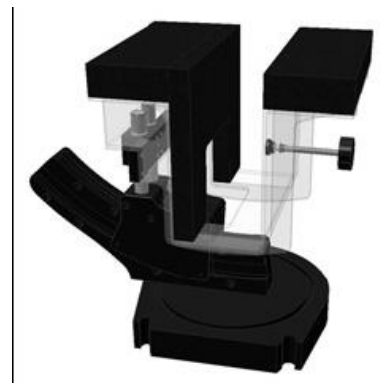
The DASY device holder is designed to cope with the different positions given in the standard. It has two scales for device rotation (with respect to the body axis) and device inclination (with respect to the line between the ear reference points). The rotation centers for both scales are the ear reference point (ERP). Thus the device needs no repositioning when changing the angles. The DASY device holder is constructed of low-loss POM material having the following dielectric parameters: relative permittivity $\epsilon = 3$ and loss tangent $\delta = 0.02$. The amount of dielectric material has been reduced in the closest vicinity of the device, since measurements have suggested that the influence of the clamp on the test results could thus be lowered.

<Laptop Extension Kit>

The extension is lightweight and made of POM, acrylic glass and foam. It fits easily on the upper part of the Mounting Device in place of the phone positioner. The extension is fully compatible with the Twin-SAM and ELI phantoms.



Picture C.9-1: Device Holder



Picture C.9-2: Laptop Extension Kit

C.4.5 Phantom

The SAM Twin Phantom V4.0 is constructed of a fiberglass shell integrated in a table. The shape of the shell is based on data from an anatomical study designed to

Represent the 90th percentile of the population. The phantom enables the dissymmetric evaluation of SAR for both left and right handed handset usage, as well as body-worn usage using the flat phantom region. Reference markings on the Phantom allow the complete setup of all predefined phantom positions and measurement grids by manually teaching three points in the robot. The shell phantom has a 2mm shell thickness (except the ear region where shell thickness increases to 6 mm).

Shell Thickness: 2 ± 0.2 mm

Filling Volume: Approx. 25 liters

Dimensions: 810 x 1000 x 500 mm (H x L x W)

Available: Special

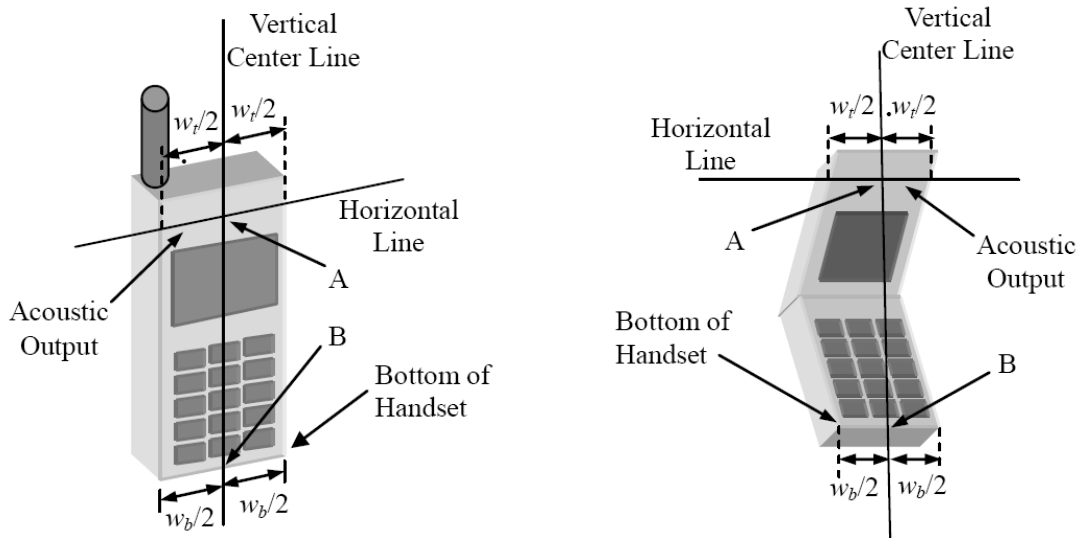


Picture C.10: SAM Twin Phantom

ANNEX D Position of the wireless device in relation to the phantom

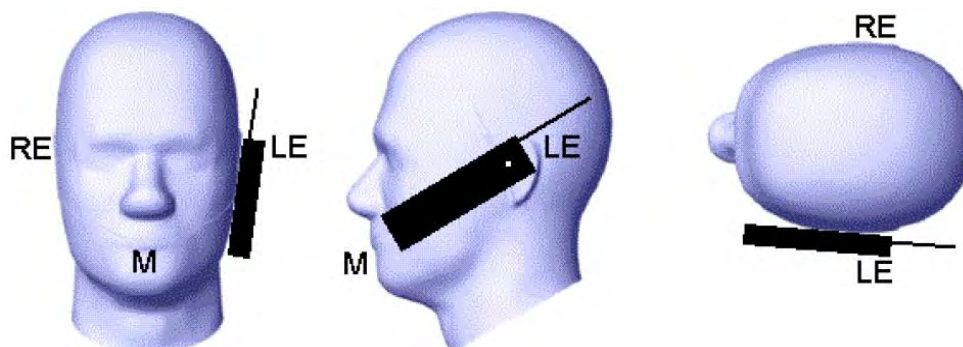
D.1 General considerations

This standard specifies two handset test positions against the head phantom – the “cheek” position and the “tilt” position.

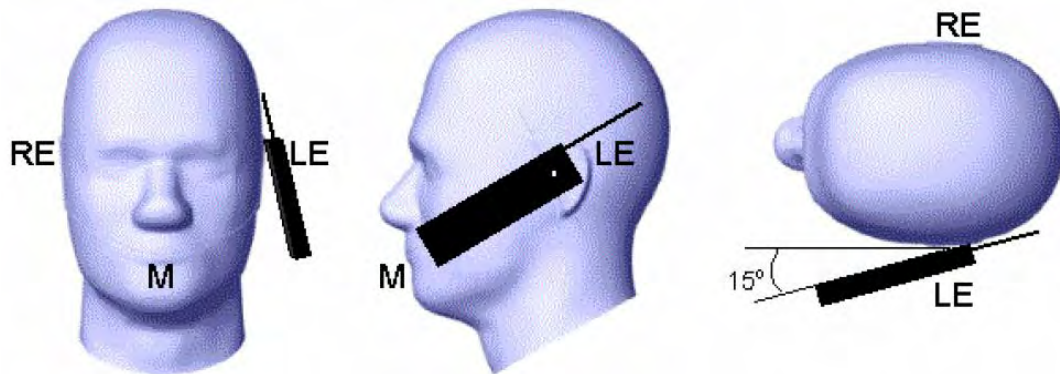


- w_t Width of the handset at the level of the acoustic
- w_b Width of the bottom of the handset
- A Midpoint of the width w_t of the handset at the level of the acoustic output
- B Midpoint of the width w_b of the bottom of the handset

Picture D.1-a Typical “fixed” case handset Picture D.1-b Typical “clam-shell” case handset



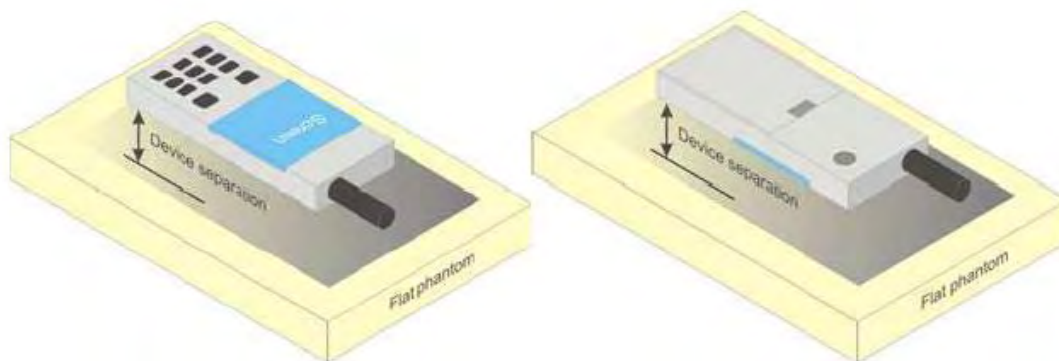
Picture D.2 Cheek position of the wireless device on the left side of SAM



Picture D.3 Tilt position of the wireless device on the left side of SAM

D.2 Body-worn device

A typical example of a body-worn device is a mobile phone, wireless enabled PDA or other battery operated wireless device with the ability to transmit while mounted on a person's body using a carry accessory approved by the wireless device manufacturer.




Picture D.4 Test positions for body-worn devices

D.3 Desktop device

A typical example of a desktop device is a wireless enabled desktop computer placed on a table or desk when used.

The DUT shall be positioned at the distance and in the orientation to the phantom that corresponds to the intended use as specified by the manufacturer in the user instructions. For devices that employ an external antenna with variable positions, tests shall be performed for all antenna positions specified. Picture 8.5 show positions for desktop device SAR tests. If the intended use is not specified, the device shall be tested directly against the flat phantom.



Picture D.5 Test positions for desktop devices

D.4 DUT Setup Photos



Picture D.6

ANNEX E Equivalent Media Recipes

The liquid used for the frequency range of 800-3000 MHz consisted of water, sugar, salt, preventol, glycol monobutyl and Cellulose. The liquid has been previously proven to be suited for worst-case. The Table E.1 shows the detail solution. It's satisfying the latest tissue dielectric parameters requirements proposed by the IEEE 1528 and IEC 62209.

TableE.1: Composition of the Tissue Equivalent Matter

| Frequency (MHz) | 835Head | 835Body | 1900 Head | 1900 Body | 2450 Head | 2450 Body | 5800 Head | 5800 Body |
|------------------------------------|----------------------------------|----------------------------------|----------------------------------|----------------------------------|----------------------------------|----------------------------------|----------------------------------|----------------------------------|
| Ingredients (% by weight) | | | | | | | | |
| Water | 41.45 | 52.5 | 55.242 | 69.91 | 58.79 | 72.60 | 65.53 | 65.53 |
| Sugar | 56.0 | 45.0 | \ | \ | \ | \ | \ | \ |
| Salt | 1.45 | 1.4 | 0.306 | 0.13 | 0.06 | 0.18 | \ | \ |
| Preventol | 0.1 | 0.1 | \ | \ | \ | \ | \ | \ |
| Cellulose | 1.0 | 1.0 | \ | \ | \ | \ | \ | \ |
| Glycol Monobutyl | \ | \ | 44.452 | 29.96 | 41.15 | 27.22 | \ | \ |
| Diethylenglycol monohexylether | \ | \ | \ | \ | \ | \ | 17.24 | 17.24 |
| Triton X-100 | \ | \ | \ | \ | \ | \ | 17.24 | 17.24 |
| Dielectric Parameters Target Value | $\epsilon=41.5$ $\sigma=0.90$ | $\epsilon=55.2$ $\sigma=0.97$ | $\epsilon=40.0$ $\sigma=1.40$ | $\epsilon=53.3$ $\sigma=1.52$ | $\epsilon=39.2$ $\sigma=1.80$ | $\epsilon=52.7$ $\sigma=1.95$ | $\epsilon=35.3$ $\sigma=5.27$ | $\epsilon=48.2$ $\sigma=6.00$ |

Note: There are a little adjustment respectively for 750, 1750, 2600, 5200, 5300 and 5600 based on the recipe of closest frequency in table E.1.

ANNEX F System Validation

The SAR system must be validated against its performance specifications before it is deployed. When SAR probes, system components or software are changed, upgraded or recalibrated, these must be validated with the SAR system(s) that operates with such components.

Table F.1: System Validation for 7548

| Probe SN. | Liquid name | Validation date | Frequency point | Status (OK or Not) |
|-----------|--------------|-----------------|-----------------|--------------------|
| 7548 | Head 750MHz | July.15,2020 | 750 MHz | OK |
| 7548 | Head 850MHz | July.15,2020 | 835 MHz | OK |
| 7548 | Head 900MHz | July.15,2020 | 900 MHz | OK |
| 7548 | Head 1750MHz | July.15,2020 | 1750 MHz | OK |
| 7548 | Head 1810MHz | July.15,2020 | 1810 MHz | OK |
| 7548 | Head 1900MHz | July.16,2020 | 1900 MHz | OK |
| 7548 | Head 2000MHz | July.16,2020 | 2000 MHz | OK |
| 7548 | Head 2100MHz | July.16,2020 | 2100 MHz | OK |
| 7548 | Head 2300MHz | July.16,2020 | 2300 MHz | OK |
| 7548 | Head 2450MHz | July.16,2020 | 2450 MHz | OK |
| 7548 | Head 2600MHz | July.17,2020 | 2600 MHz | OK |
| 7548 | Head 3500MHz | July.17,2020 | 3500 MHz | OK |
| 7548 | Head 3700MHz | July.17,2020 | 3700 MHz | OK |
| 7548 | Head 5200MHz | July.17,2020 | 5250 MHz | OK |
| 7548 | Head 5500MHz | July.17,2020 | 5600 MHz | OK |
| 7548 | Head 5800MHz | July.17,2020 | 5800 MHz | OK |

ANNEX G Probe Calibration Certificate

Probe 7464 Calibration Certificate

Calibration Laboratory of
Schmid & Partner
Engineering AG
 Zeughausstrasse 43, 8004 Zurich, Switzerland



S Schweizerischer Kalibrierdienst
C Service suisse d'étalonnage
S Servizio svizzero di taratura
 Swiss Calibration Service

Accredited by the Swiss Accreditation Service (SAS)
 The Swiss Accreditation Service is one of the signatories to the EA
 Multilateral Agreement for the recognition of calibration certificates

Accreditation No.: SCS 0108

Client **CTTL-BJ (Auden)**

Certificate No: **EX3-7464_Jan22**

CALIBRATION CERTIFICATE

Object **EX3DV4 - SN:7464**
 Calibration procedure(s) **QA CAL-01.v9, QA CAL-12.v9, QA CAL-14.v6, QA CAL-23.v5, QA CAL-25.v7**
Calibration procedure for dosimetric E-field probes
 Calibration date: **January 26, 2022**

This calibration certificate documents the traceability to national standards, which realize the physical units of measurements (SI).
 The measurements and the uncertainties with confidence probability are given on the following pages and are part of the certificate.

All calibrations have been conducted in the closed laboratory facility: environment temperature (22 ± 3)°C and humidity < 70%.

Calibration Equipment used (M&TE critical for calibration)

| Primary Standards | ID | Cal Date (Certificate No.) | Scheduled Calibration |
|----------------------------|------------------|-----------------------------------|------------------------|
| Power meter NRP | SN: 104778 | 09-Apr-21 (No. 217-03291/03292) | Apr-22 |
| Power sensor NRP-Z91 | SN: 103244 | 09-Apr-21 (No. 217-03291) | Apr-22 |
| Power sensor NRP-Z91 | SN: 103245 | 09-Apr-21 (No. 217-03292) | Apr-22 |
| Reference 20 dB Attenuator | SN: CC2552 (20x) | 09-Apr-21 (No. 217-03343) | Apr-22 |
| DAE4 | SN: 660 | 13-Oct-21 (No. DAE4-660_Oct21) | Oct-22 |
| Reference Probe ES3DV2 | SN: 3013 | 27-Dec-21 (No. ES3-3013_Dec21) | Dec-22 |
| Secondary Standards | ID | Check Date (in house) | Scheduled Check |
| Power meter E4419B | SN: GB41293874 | 06-Apr-16 (in house check Jun-20) | In house check: Jun-22 |
| Power sensor E4412A | SN: MY41498087 | 06-Apr-16 (in house check Jun-20) | In house check: Jun-22 |
| Power sensor E4412A | SN: 000110210 | 06-Apr-16 (in house check Jun-20) | In house check: Jun-22 |
| RF generator HP 8648C | SN: US3642U01700 | 04-Aug-99 (in house check Jun-20) | In house check: Jun-22 |
| Network Analyzer E8358A | SN: US41080477 | 31-Mar-14 (in house check Oct-20) | In house check: Oct-22 |

| | Name | Function | Signature |
|----------------|----------------|-----------------------|-----------|
| Calibrated by: | Jeton Kastrati | Laboratory Technician | |
| Approved by: | Sven Kühn | Deputy Manager | |

Issued: January 28, 2022
 This calibration certificate shall not be reproduced except in full without written approval of the laboratory.

Calibration Laboratory of
Schmid & Partner
Engineering AG
 Zeughausstrasse 43, 8004 Zurich, Switzerland



S Schweizerischer Kalibrierdienst
C Service suisse d'étalonnage
S Servizio svizzero di taratura
S Swiss Calibration Service

Accredited by the Swiss Accreditation Service (SAS)

Accreditation No.: **SCS 0108**

The Swiss Accreditation Service is one of the signatories to the EA
 Multilateral Agreement for the recognition of calibration certificates

Glossary:

| | |
|--------------------------|---|
| TSL | tissue simulating liquid |
| NORM _{x,y,z} | sensitivity in free space |
| ConvF | sensitivity in TSL / NORM _{x,y,z} |
| DCP | diode compression point |
| CF | crest factor (1/duty_cycle) of the RF signal |
| A, B, C, D | modulation dependent linearization parameters |
| Polarization φ | φ rotation around probe axis |
| Polarization ϑ | ϑ rotation around an axis that is in the plane normal to probe axis (at measurement center), i.e., $\vartheta = 0$ is normal to probe axis |
| Connector Angle | information used in DASY system to align probe sensor X to the robot coordinate system |

Calibration is Performed According to the Following Standards:

- a) IEC/IEEE 62209-1528, "Measurement Procedure For The Assessment Of Specific Absorption Rate Of Human Exposure To Radio Frequency Fields From Hand-Held And Body-Worn Wireless Communication Devices - Part 1528: Human Models, Instrumentation And Procedures (Frequency Range of 4 MHz to 10 GHz)", October 2020.
- b) KDB 865664, "SAR Measurement Requirements for 100 MHz to 6 GHz"

Methods Applied and Interpretation of Parameters:

- **NORM_{x,y,z}**: Assessed for E-field polarization $\vartheta = 0$ ($f \leq 900$ MHz in TEM-cell; $f > 1800$ MHz: R22 waveguide). NORM_{x,y,z} are only intermediate values, i.e., the uncertainties of NORM_{x,y,z} does not affect the E²-field uncertainty inside TSL (see below *ConvF*).
- **NORM(f)_{x,y,z}** = NORM_{x,y,z} * *frequency_response* (see Frequency Response Chart). This linearization is implemented in DASY4 software versions later than 4.2. The uncertainty of the frequency response is included in the stated uncertainty of *ConvF*.
- **DCP_{x,y,z}**: DCP are numerical linearization parameters assessed based on the data of power sweep with CW signal (no uncertainty required). DCP does not depend on frequency nor media.
- **PAR**: PAR is the Peak to Average Ratio that is not calibrated but determined based on the signal characteristics
- **A_{x,y,z}; B_{x,y,z}; C_{x,y,z}; D_{x,y,z}; VR_{x,y,z}; A, B, C, D** are numerical linearization parameters assessed based on the data of power sweep for specific modulation signal. The parameters do not depend on frequency nor media. *VR* is the maximum calibration range expressed in RMS voltage across the diode.
- **ConvF and Boundary Effect Parameters**: Assessed in flat phantom using E-field (or Temperature Transfer Standard for $f \leq 800$ MHz) and inside waveguide using analytical field distributions based on power measurements for $f > 800$ MHz. The same setups are used for assessment of the parameters applied for boundary compensation (alpha, depth) of which typical uncertainty values are given. These parameters are used in DASY4 software to improve probe accuracy close to the boundary. The sensitivity in TSL corresponds to NORM_{x,y,z} * *ConvF* whereby the uncertainty corresponds to that given for *ConvF*. A frequency dependent *ConvF* is used in DASY version 4.4 and higher which allows extending the validity from ± 50 MHz to ± 100 MHz.
- **Spherical isotropy (3D deviation from isotropy)**: in a field of low gradients realized using a flat phantom exposed by a patch antenna.
- **Sensor Offset**: The sensor offset corresponds to the offset of virtual measurement center from the probe tip (on probe axis). No tolerance required.
- **Connector Angle**: The angle is assessed using the information gained by determining the NORM_x (no uncertainty required).