

onn.

5W Qi LED Light Wireless Charging Pad

Model: WIAWHT100012431

PRODUCT GUIDE

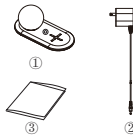
We'd love to hear from you. Scan with your Walmart app and let us know what you think.



November 25, 2019_V1

◆ What is in the box?

- ①. 5W Qi LED Light Wireless Charging Pad
- ②. 12W AC adapter with 5ft cable
- ③. User Manual



◆ Get to know your 5W Qi LED Light Wireless Charging Pad

Wireless Charging Pad	WIAWHT100012431
Input	3.5mm DC barrel port, DC5V/2.4A
Output	5W
Dimension	186mm*90mm*75.5mm

◆ Compatibility

- 1. Qi-enabled smartphones charge up to 5W.
- 2. Any Qi-compatible smartphones.



LED Indicator	Status
Blue light on for 3 seconds	Connected to power
Off	Stand by for charging
Blue light on continuously	Charging device
Blue light (flashing)	Foreign object detected (Remove it before charging)

◆ How to charge your devices.

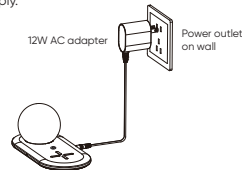
Connect 12W AC Adapter with Night Light.

Insert power barrel connector to the connecting port of the charging pad

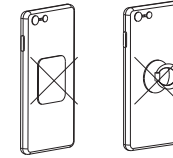


Connect to Power Supply

Plug in 12W AC adapter into power outlet for power supply.

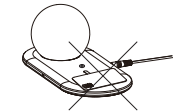


- ◆ Begin to charge
- ◆ Remove any foreign object (if any)
Example: Magnet or holder



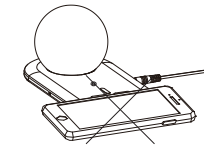
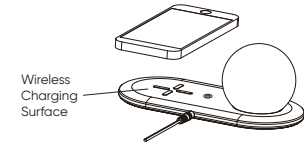
If there is any foreign object detected, LED indicator will be flashing.

**Thick protective case \geq 5mm or a case includes magnet or metallic material, may not allow proper charging function.



Do not place any credit card on the charging device.

Place your smartphone(s) or any Qi-enabled device on the center of the charging surface, make sure to cover



LED indicator will be on continuously while charging.

- ◆ Caution
Avoid dropping
Do not disassemble
No metal objects between devices and wireless charging pad
Thick protective case \geq 5mm or a case includes magnet or metallic material, may not allow proper charging function.
Keep wireless charging pad away from any liquids or moisture
The maximum ambient temperature during use of this product must not exceed 45°C. Do not place device in fire or other excessively hot environments.
Only use dry cloth or brush to clean this product.
Do not use if visible defects are observed on the wireless charging pad.

- ◆ Warning
Any changes or modifications not expressly approved by the party responsible for compliance could void the user's authority to operate this equipment.

- ◆ FCC Statements
This device complies with Part 15 of the FCC Rules Operation is subject to the following two conditions
(1) This device may not cause harmful interference, and
(2) This device must accept any interference received including interference that may cause undesired operation
NOTE: This equipment has been tested and found to comply with the limits for a Class B digital device, pursuant to Part 15 of the FCC Rules. These limits are

designed to provide reasonable protection against harmful interference in a residential installation. This equipment generates uses and can radiate radio frequency energy and, if not installed and used in accordance with the instructions, may cause harmful interference to radio communications. However, there is no guarantee that interference will not occur in a particular installation. If this equipment does cause harmful interference to radio or television reception, which can be determined by turning the equipment off and on, the user is encouraged to try to correct the interference by one or more of the following measures: Reorient or relocate the receiving antenna Increase the separation between the equipment and receiver

Connect the equipment into an outlet on a circuit different from that to which the receiver is connected Consult the dealer or an experienced radio/TV technician for help
This equipment complies with FCC radiation exposure limits set forth for an uncontrolled environment. This equipment should be installed and operated with minimum distance 20cm between the radiator and your body. This transmitter must not be co-located or operating in conjunction with any other antenna or transmitter.

Need help?
We're here for you every day from 7 a.m. – 9 p.m. CST. Give us a call at 1-888-516-2630