

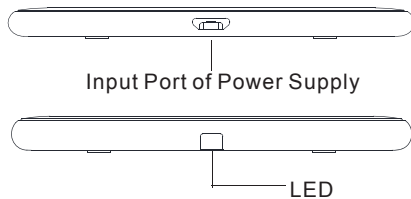
## wireless charger

VER:A

### Product Introduction

The wireless charger is an intelligent product, with simple design and compatible with any mobile phones with Qi standard. Mobile phone is without plug when charging, which is more convenient and efficient. It can bring you with limitless life experience as well as safe and free experience with wireless charging function.

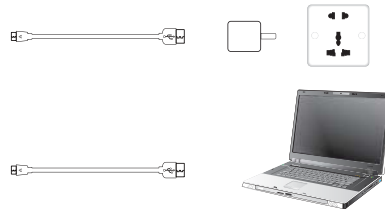
### Product Outline



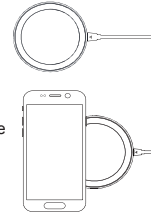
This wireless charger could provide power supply for devices with built-in wireless charging receiver (such as iPhone 8, iPhone Plus, iPhone X, Samsung Galaxy S8, etc)

### Instructions

1. Insert one end of USB charging cable into power adaptor or computer. shown as below.



2. Insert another end of USB charging cable into Micro USB port of the wireless charger. The LED indicator lights up to indicate well connectivity.



3. Place your phone on the wireless charger. Make sure that the phone is well located at the charging area of wireless charger. When the phone is being charged, the LED indicator will light up automatically to show charging status.

### Standard Accessories

Wireless Charger  
3ft(91.4cm) USB Cable  
User Manual  
Product Specification  
Input: 5V/2A  
Output: 5W  
Charging Distance:  $\leq 8\text{mm}$   
Charging Efficiency:  $\geq 73\%$   
Size: D89X7.4mm

### Attention:

1. Please keep the charger away from water or other liquid.
2. If you need to clean the charger, please make sure it is not connected power supply.
3. Using Environment temperature remains 0 -45°C.

This device complies with part 15 of the FCC Rules. Operation is subject to the following two conditions:  
(1) this device may not cause harmful interference, and  
(2) this device must accept any interference received, including interference that may cause undesired operation.

NOTE: This equipment has been tested and found to comply with the limits for a Class B digital device, pursuant to Part 15 of the FCC Rules. These limits are designed to provide reasonable protection against harmful interference in a residential installation. This equipment generates, uses and can radiate radio frequency energy and, if not installed and used in accordance with the instructions,

may cause harmful interference to radio communications. However, there is no guarantee that interference will not occur in a particular installation. If this equipment does cause harmful interference to radio or television reception, which can be determined by turning the equipment off and on, the user is encouraged to try to correct the interference by one or more of the following measures:

- Reorient or relocate the receiving antenna
- Increase the separation between the equipment and receiver.
- Connect the equipment into an outlet on a circuit different from that to which the receiver is connected.
- Consult the dealer or an experienced radio/TV technician for help.

Note: The manufacturer is not responsible for any radio or TV interference caused by unauthorized modifications to this equipment. Such modifications could void the user's authority to operate this equipment. Changes or modifications not expressly approved by the party responsible for compliance could void the user's authority to operate the equipment. The distance between user and products should be no less than 20cm