



## PHOTOGRAPHS OF TEST SETUP

Test mode No:GP15A




**Radiated spurious emission Test Setup-1(Below 30MHz)**



**Radiated spurious emission Test Setup-2(Below 1GHz)**



**Radiated spurious emission Test Setup-3(Above 1GHz)**



**Radiated spurious emission Test Setup**  
**There are absorbing materials under the ground.**



**Radiated spurious emission Test Setup-5(Above 18GHz)**



**Conducted Emissions**



## PHOTOGRAPHS OF EUT Constructional Details

Refer to Report No.EED32M00138901 for EUT external and internal photos.

\*\*\* End of Report \*\*\*

The test report is effective only with both signature and specialized stamp, The result(s) shown in this report refer only to the sample(s) tested. Without written approval of CTI, this report can't be reproduced except in full.