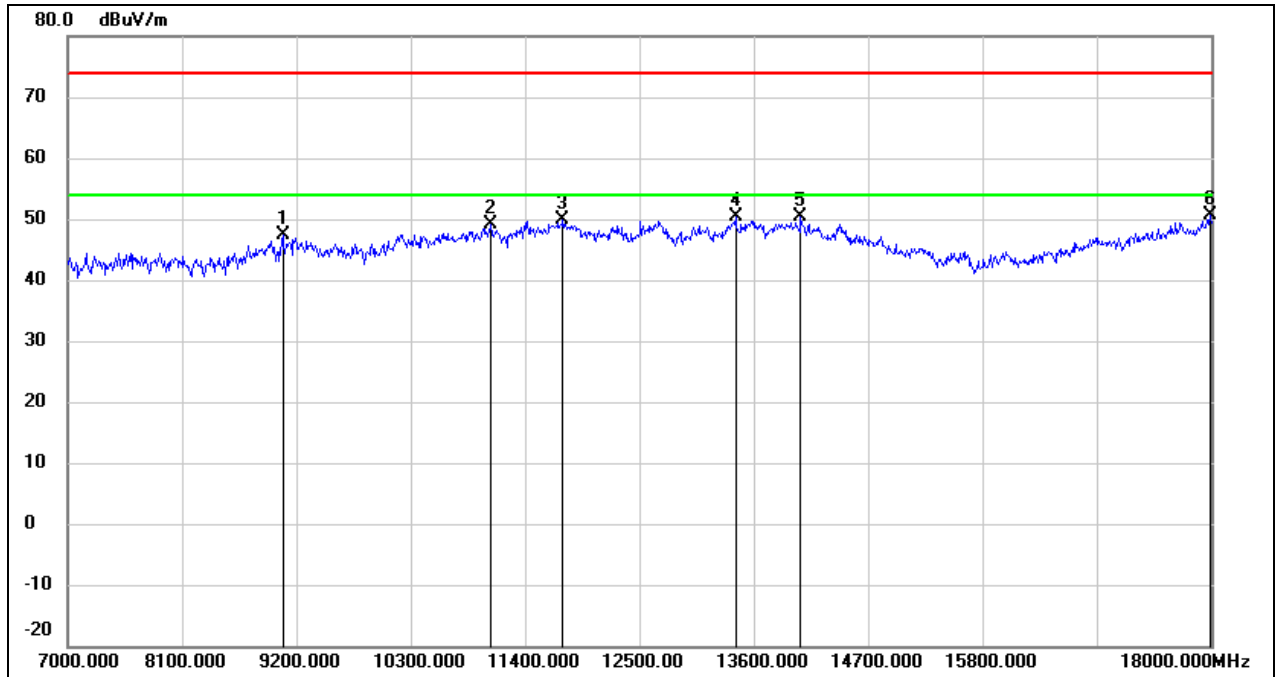
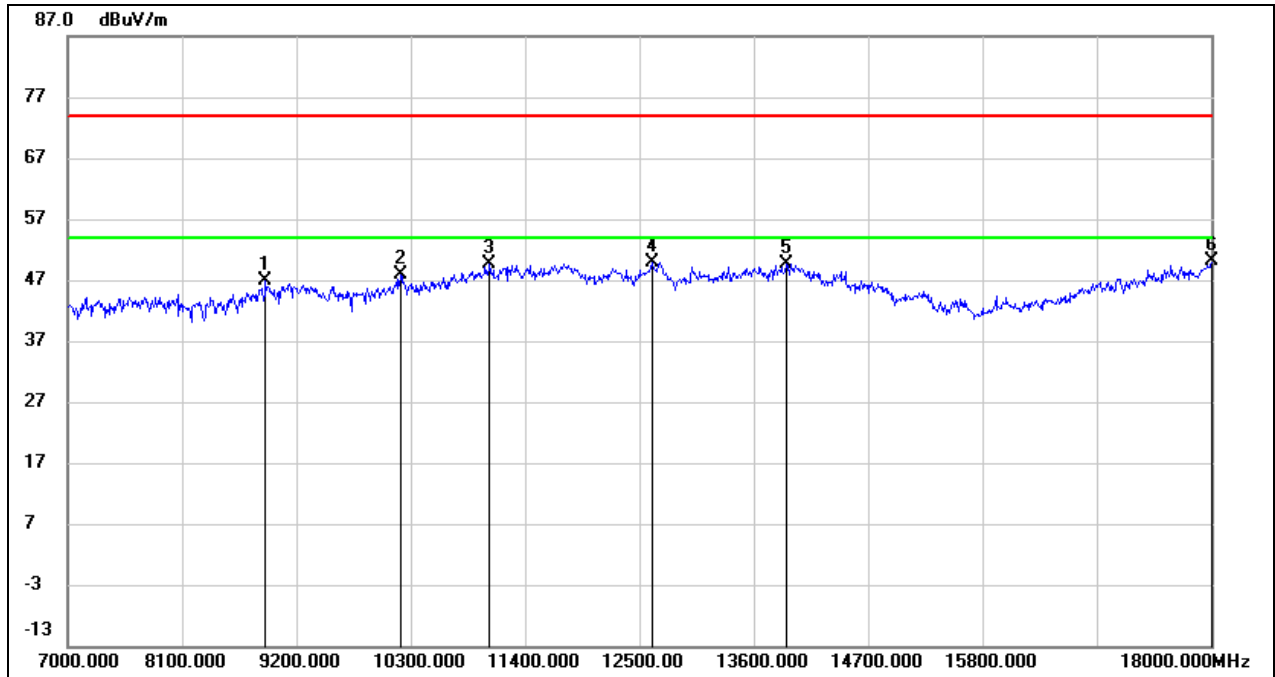


Test Mode:	802.11n HT20	Channel:	5825
Polarity:	Horizontal	Test Voltage:	AC 120V_60Hz



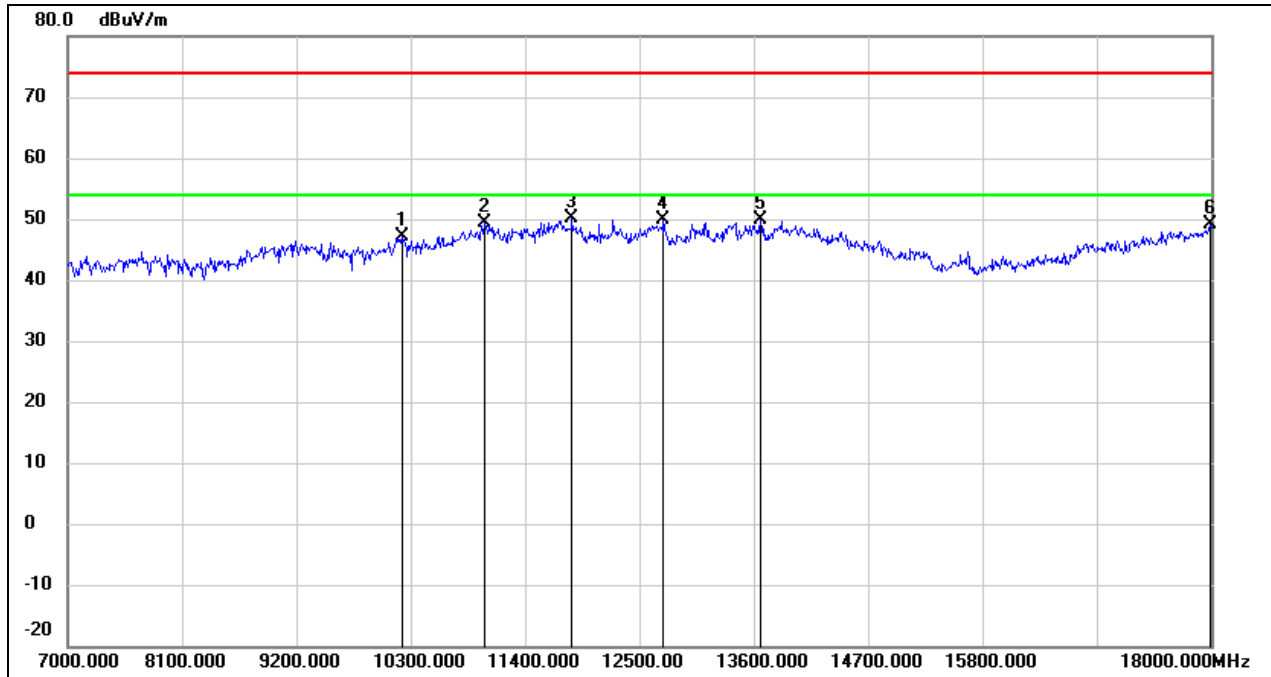
No.	Frequency (MHz)	Reading (dBuV)	Correct (dB/m)	Result (dBuV/m)	Limit (dBuV/m)	Margin (dB)	Remark
1	9068.000	37.08	10.39	47.47	74.00	-26.53	peak
2	11070.000	34.05	15.01	49.06	74.00	-24.94	peak
3	11763.000	32.51	17.26	49.77	74.00	-24.23	peak
4	13424.000	29.98	20.30	50.28	74.00	-23.72	peak
5	14051.000	28.59	21.67	50.26	74.00	-23.74	peak
6	17989.000	24.60	26.04	50.64	74.00	-23.36	peak

Test Mode:	802.11n HT20	Channel:	5825
Polarity:	Vertical	Test Voltage:	AC 120V_60Hz



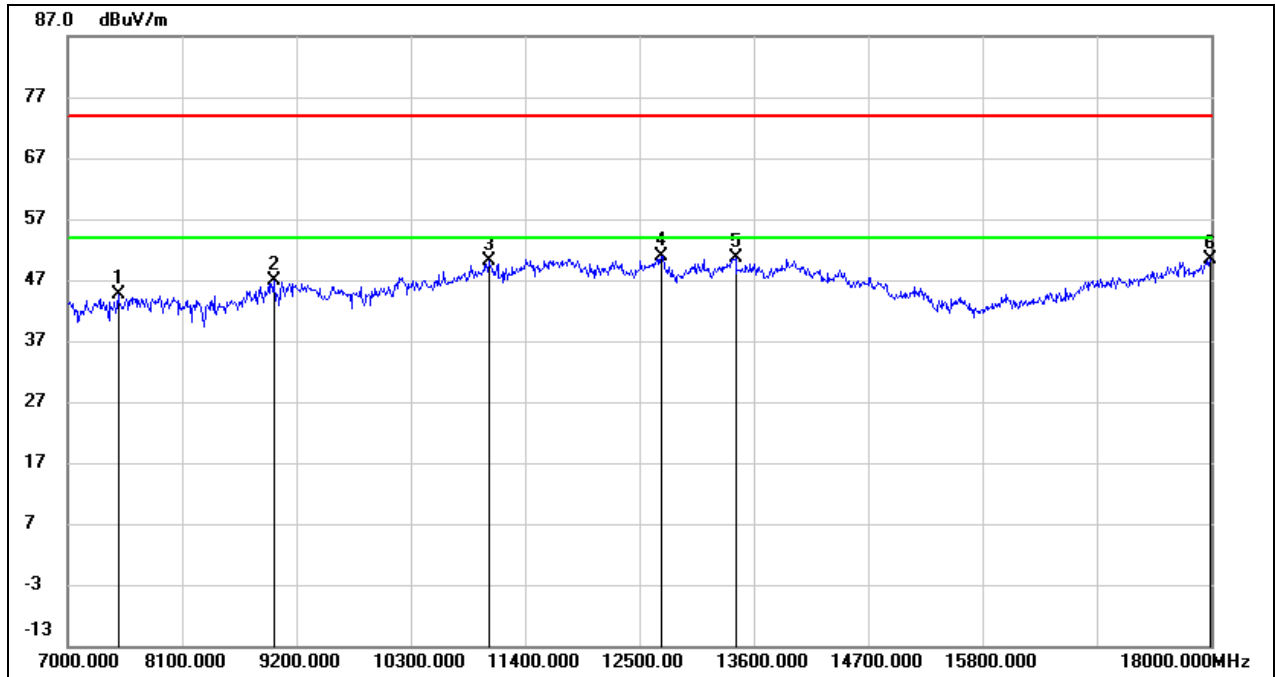
No.	Frequency (MHz)	Reading (dBuV)	Correct (dB/m)	Result (dBuV/m)	Limit (dBuV/m)	Margin (dB)	Remark
1	8903.000	37.13	9.66	46.79	74.00	-27.21	peak
2	10201.000	35.75	12.19	47.94	74.00	-26.06	peak
3	11059.000	34.76	14.96	49.72	74.00	-24.28	peak
4	12621.000	32.01	17.98	49.99	74.00	-24.01	peak
5	13919.000	28.05	21.68	49.73	74.00	-24.27	peak
6	18000.000	23.95	26.12	50.07	74.00	-23.93	peak

Test Mode:	802.11n HT40	Channel:	5190
Polarity:	Horizontal	Test Voltage:	AC 120V_60Hz



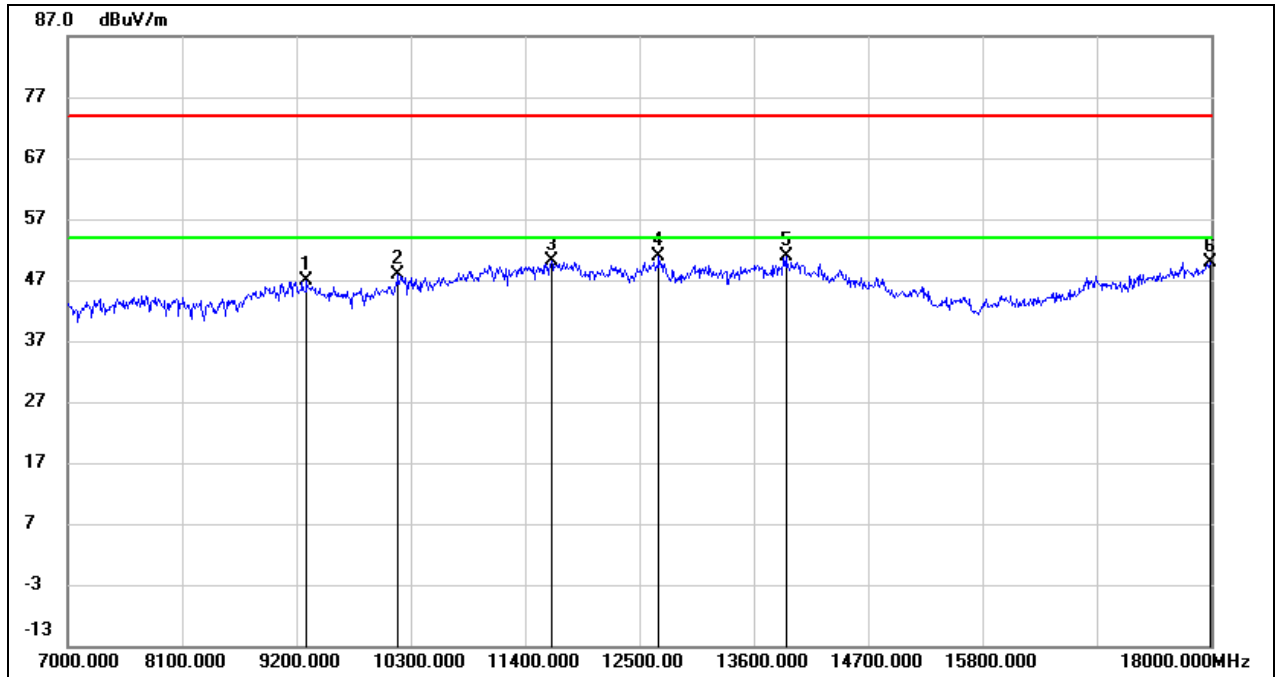
No.	Frequency (MHz)	Reading (dBuV)	Correct (dB/m)	Result (dBuV/m)	Limit (dBuV/m)	Margin (dB)	Remark
1	10212.000	34.88	12.21	47.09	74.00	-26.91	peak
2	11004.000	34.59	14.74	49.33	74.00	-24.67	peak
3	11851.000	32.66	17.43	50.09	74.00	-23.91	peak
4	12731.000	31.82	18.12	49.94	74.00	-24.06	peak
5	13666.000	28.71	21.05	49.76	74.00	-24.24	peak
6	17989.000	22.98	26.04	49.02	74.00	-24.98	peak

Test Mode:	802.11n HT40	Channel:	5190
Polarity:	Vertical	Test Voltage:	AC 120V_60Hz



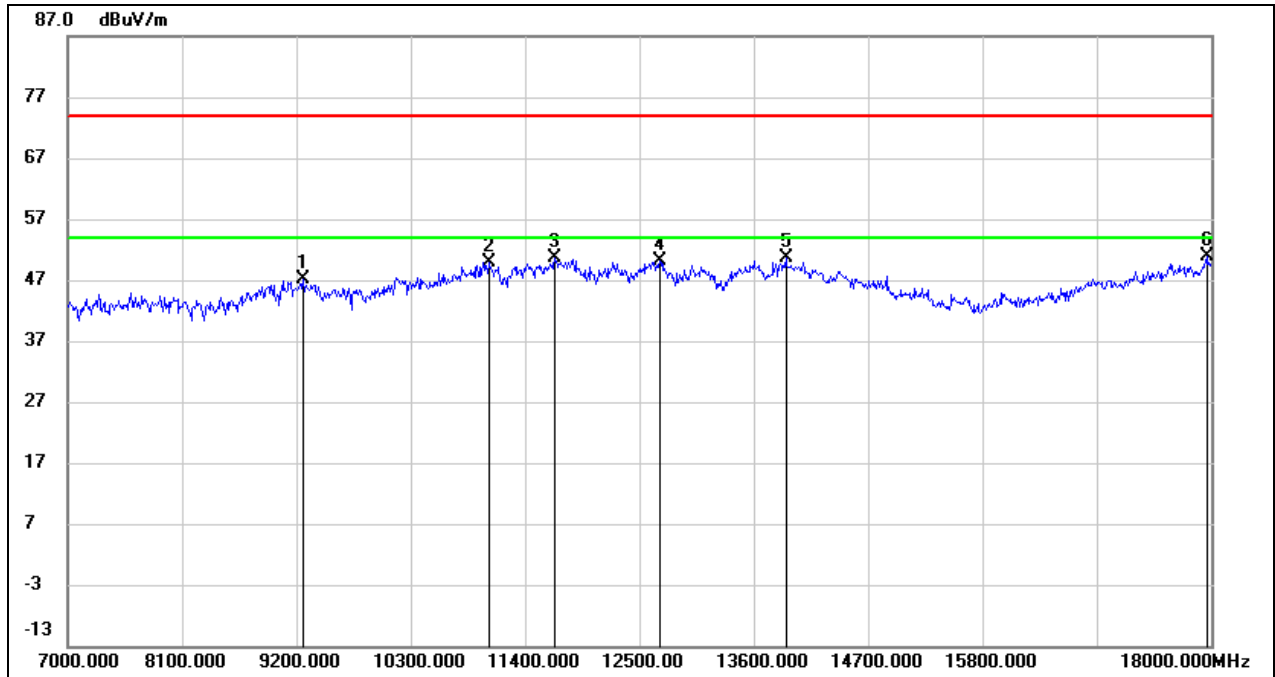
No.	Frequency (MHz)	Reading (dBuV)	Correct (dB/m)	Result (dBuV/m)	Limit (dBuV/m)	Margin (dB)	Remark
1	7484.000	37.68	6.87	44.55	74.00	-29.45	peak
2	8980.000	36.71	10.21	46.92	74.00	-27.08	peak
3	11048.000	35.20	14.91	50.11	74.00	-23.89	peak
4	12709.000	32.73	18.09	50.82	74.00	-23.18	peak
5	13424.000	30.26	20.30	50.56	74.00	-23.44	peak
6	17989.000	24.24	26.04	50.28	74.00	-23.72	peak

Test Mode:	802.11n HT40	Channel:	5230
Polarity:	Horizontal	Test Voltage:	AC 120V_60Hz



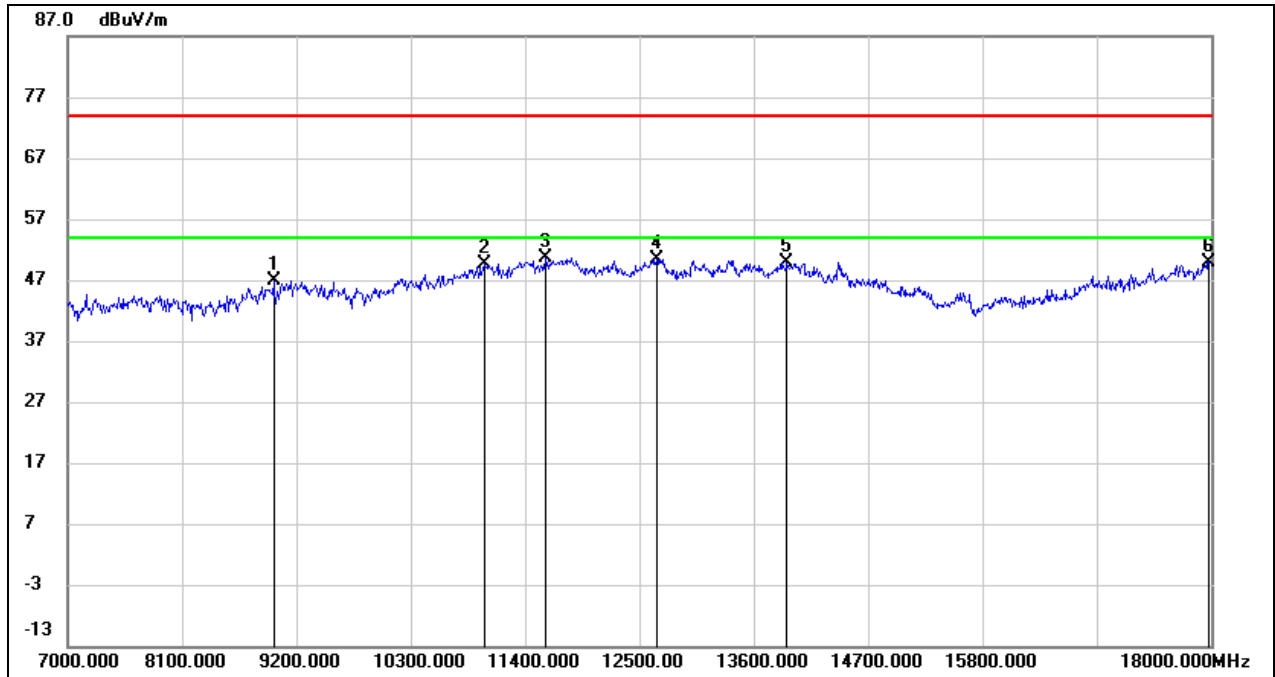
No.	Frequency (MHz)	Reading (dBuV)	Correct (dB/m)	Result (dBuV/m)	Limit (dBuV/m)	Margin (dB)	Remark
1	9299.000	36.46	10.53	46.99	74.00	-27.01	peak
2	10179.000	35.86	12.14	48.00	74.00	-26.00	peak
3	11653.000	33.15	17.05	50.20	74.00	-23.80	peak
4	12687.000	32.84	18.05	50.89	74.00	-23.11	peak
5	13908.000	29.17	21.66	50.83	74.00	-23.17	peak
6	17989.000	23.92	26.04	49.96	74.00	-24.04	peak

Test Mode:	802.11n HT40	Channel:	5230
Polarity:	Vertical	Test Voltage:	AC 120V_60Hz



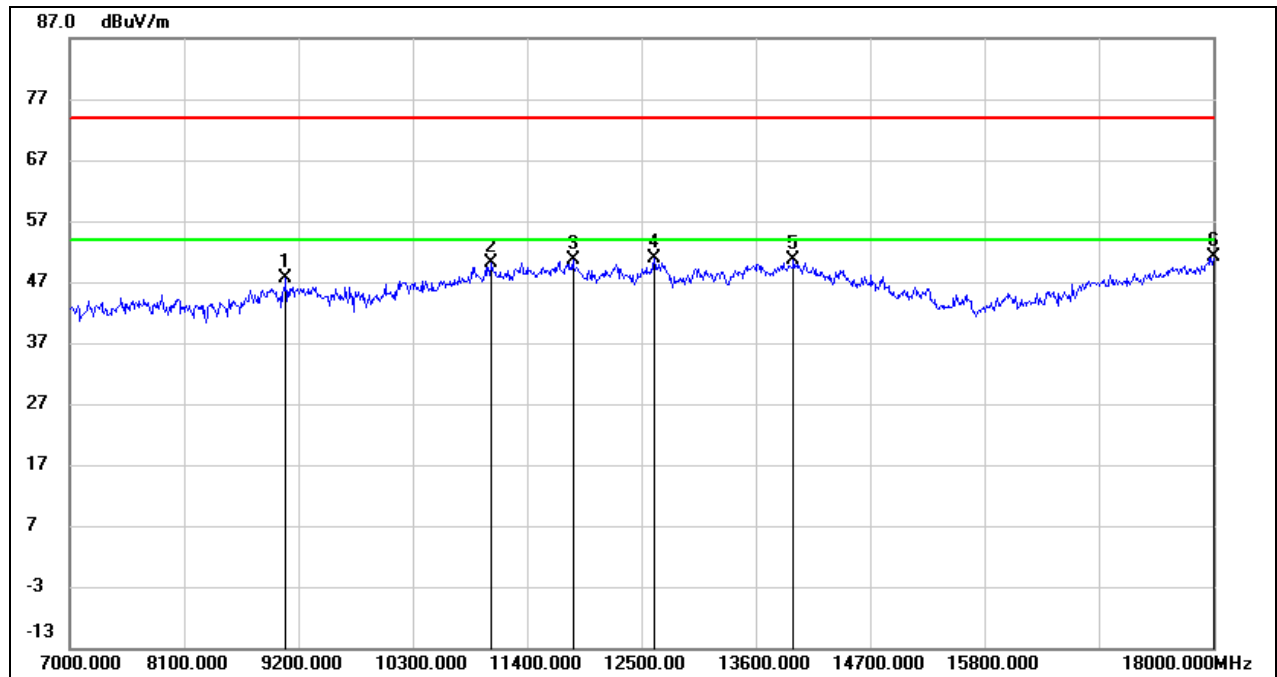
No.	Frequency (MHz)	Reading (dBuV)	Correct (dB/m)	Result (dBuV/m)	Limit (dBuV/m)	Margin (dB)	Remark
1	9266.000	36.70	10.51	47.21	74.00	-26.79	peak
2	11048.000	35.00	14.91	49.91	74.00	-24.09	peak
3	11686.000	33.46	17.12	50.58	74.00	-23.42	peak
4	12698.000	32.01	18.08	50.09	74.00	-23.91	peak
5	13908.000	28.93	21.66	50.59	74.00	-23.41	peak
6	17956.000	25.09	25.82	50.91	74.00	-23.09	peak

Test Mode:	802.11n HT40	Channel:	5270
Polarity:	Horizontal	Test Voltage:	AC 120V_60Hz



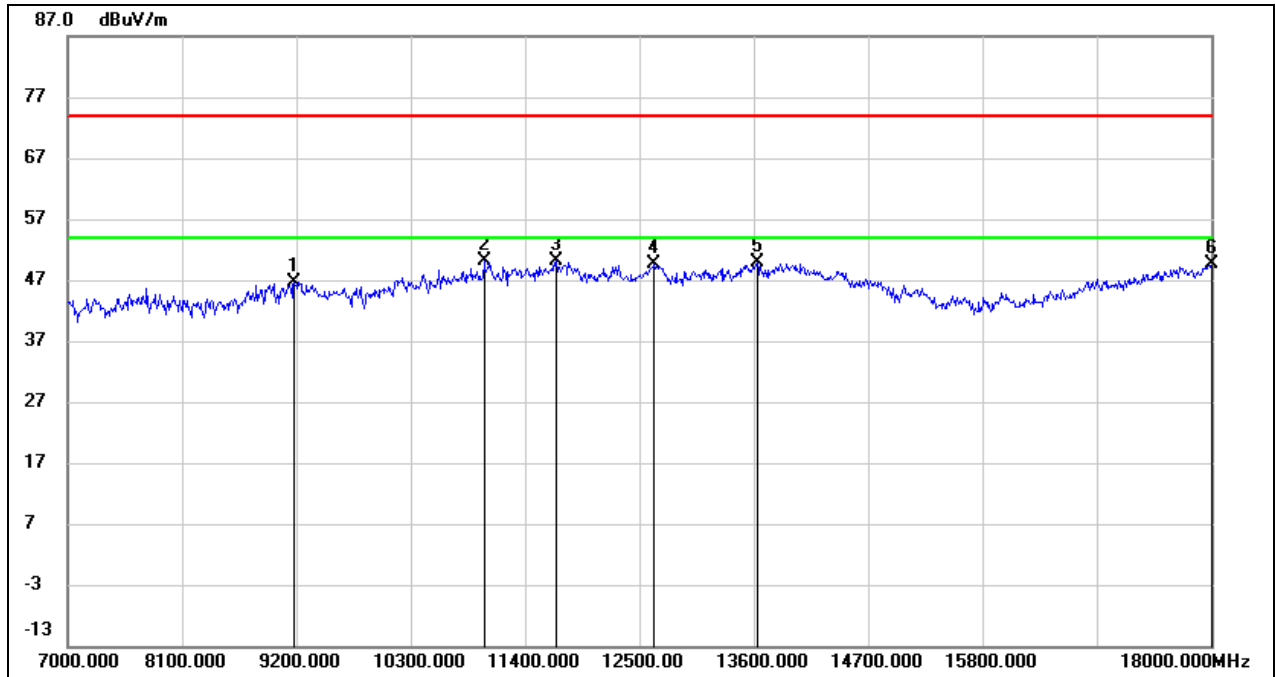
No.	Frequency (MHz)	Reading (dBuV)	Correct (dB/m)	Result (dBuV/m)	Limit (dBuV/m)	Margin (dB)	Remark
1	8980.000	36.78	10.21	46.99	74.00	-27.01	peak
2	11004.000	34.98	14.74	49.72	74.00	-24.28	peak
3	11598.000	33.73	16.96	50.69	74.00	-23.31	peak
4	12665.000	32.34	18.04	50.38	74.00	-23.62	peak
5	13919.000	28.30	21.68	49.98	74.00	-24.02	peak
6	17978.000	24.00	25.97	49.97	74.00	-24.03	peak

Test Mode:	802.11n HT40	Channel:	5270
Polarity:	Vertical	Test Voltage:	AC 120V_60Hz



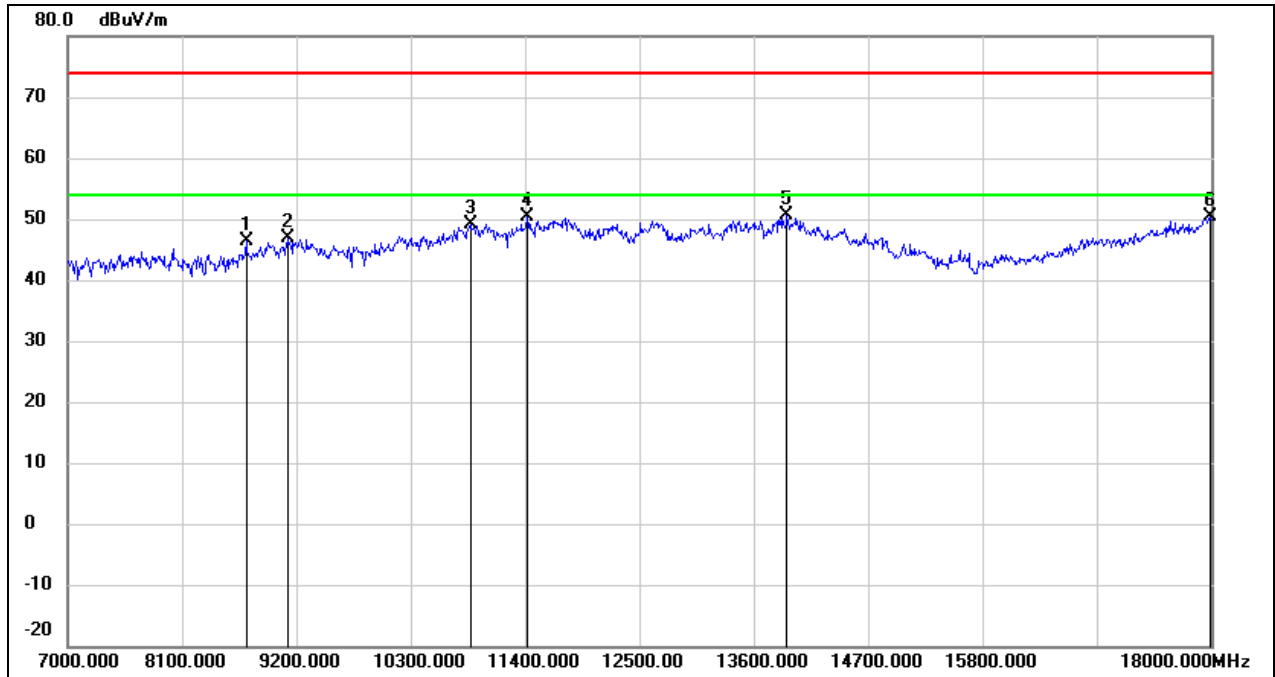
No.	Frequency (MHz)	Reading (dBuV)	Correct (dB/m)	Result (dBuV/m)	Limit (dBuV/m)	Margin (dB)	Remark
1	9079.000	37.25	10.39	47.64	74.00	-26.36	peak
2	11059.000	35.06	14.96	50.02	74.00	-23.98	peak
3	11840.000	33.16	17.40	50.56	74.00	-23.44	peak
4	12621.000	32.89	17.98	50.87	74.00	-23.13	peak
5	13963.000	28.85	21.78	50.63	74.00	-23.37	peak
6	18000.000	25.01	26.12	51.13	74.00	-22.87	peak

Test Mode:	802.11n HT40	Channel:	5310
Polarity:	Horizontal	Test Voltage:	AC 120V_60Hz



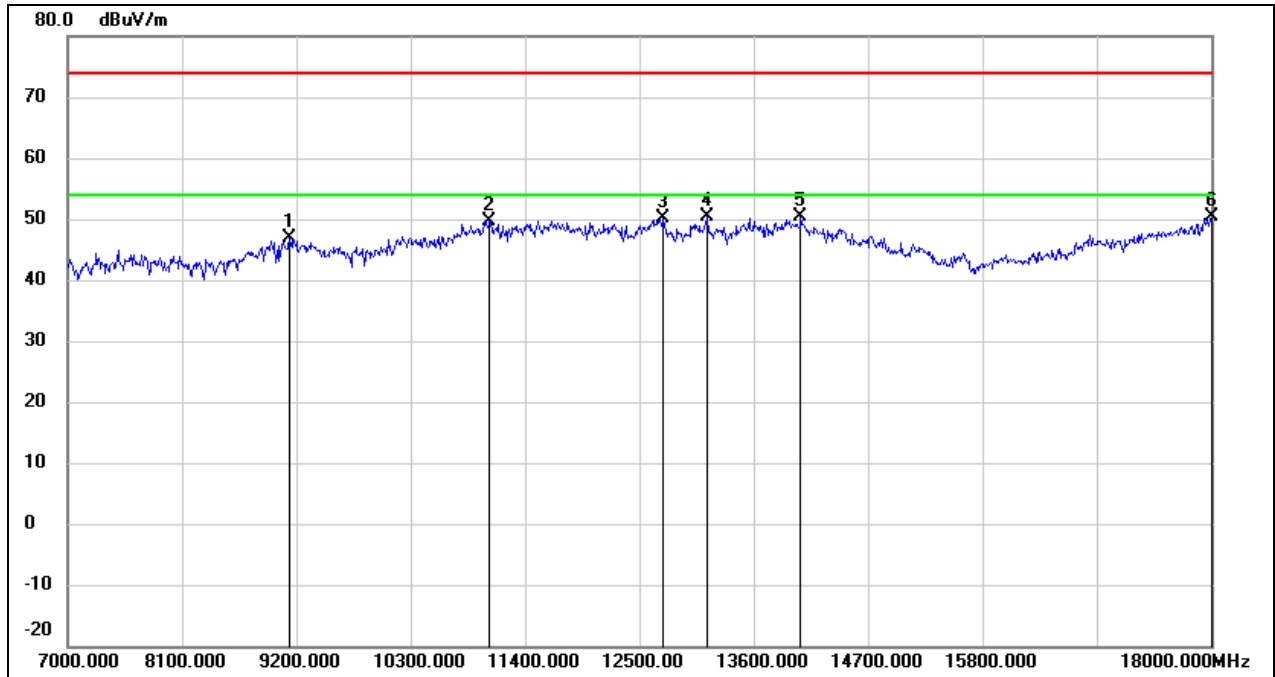
No.	Frequency (MHz)	Reading (dBuV)	Correct (dB/m)	Result (dBuV/m)	Limit (dBuV/m)	Margin (dB)	Remark
1	9178.000	36.16	10.45	46.61	74.00	-27.39	peak
2	11004.000	35.40	14.74	50.14	74.00	-23.86	peak
3	11697.000	33.04	17.13	50.17	74.00	-23.83	peak
4	12643.000	31.65	18.01	49.66	74.00	-24.34	peak
5	13633.000	28.91	20.97	49.88	74.00	-24.12	peak
6	18000.000	23.51	26.12	49.63	74.00	-24.37	peak

Test Mode:	802.11n HT40	Channel:	5310
Polarity:	Vertical	Test Voltage:	AC 120V_60Hz



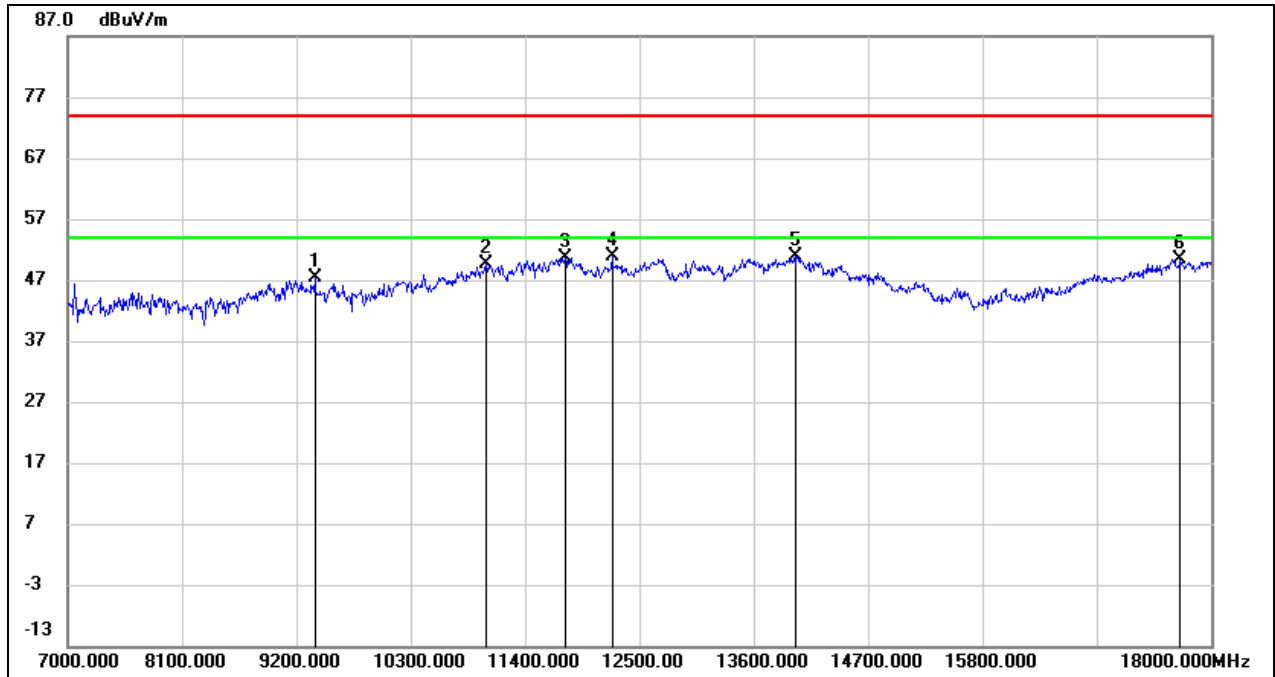
No.	Frequency (MHz)	Reading (dBuV)	Correct (dB/m)	Result (dBuV/m)	Limit (dBuV/m)	Margin (dB)	Remark
1	8716.000	38.06	8.38	46.44	74.00	-27.56	peak
2	9123.000	36.43	10.42	46.85	74.00	-27.15	peak
3	10872.000	34.99	14.23	49.22	74.00	-24.78	peak
4	11422.000	33.86	16.46	50.32	74.00	-23.68	peak
5	13919.000	29.04	21.68	50.72	74.00	-23.28	peak
6	17989.000	24.32	26.04	50.36	74.00	-23.64	peak

Test Mode:	802.11n HT40	Channel:	5510
Polarity:	Horizontal	Test Voltage:	AC 120V_60Hz



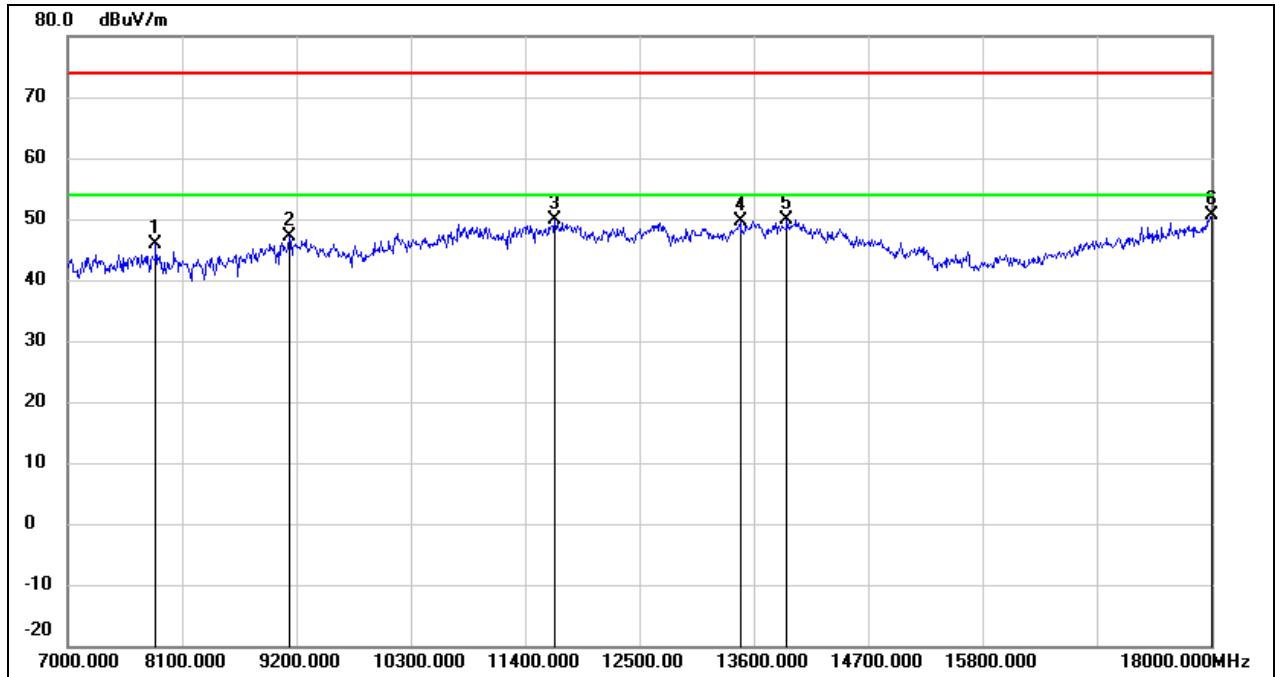
No.	Frequency (MHz)	Reading (dBuV)	Correct (dB/m)	Result (dBuV/m)	Limit (dBuV/m)	Margin (dB)	Remark
1	9134.000	36.36	10.41	46.77	74.00	-27.23	peak
2	11059.000	34.79	14.96	49.75	74.00	-24.25	peak
3	12731.000	32.09	18.12	50.21	74.00	-23.79	peak
4	13149.000	31.29	19.10	50.39	74.00	-23.61	peak
5	14051.000	28.65	21.67	50.32	74.00	-23.68	peak
6	18000.000	24.23	26.12	50.35	74.00	-23.65	peak

Test Mode:	802.11n HT40	Channel:	5510
Polarity:	Vertical	Test Voltage:	AC 120V_60Hz



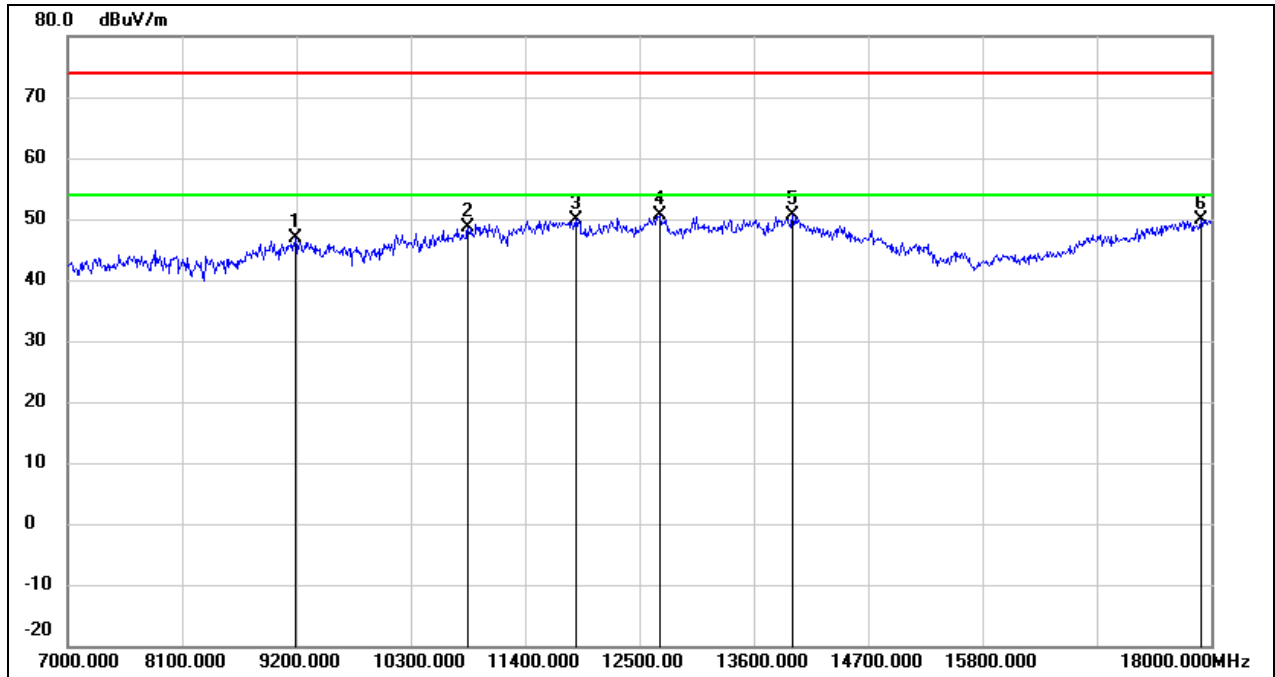
No.	Frequency (MHz)	Reading (dBuV)	Correct (dB/m)	Result (dBuV/m)	Limit (dBuV/m)	Margin (dB)	Remark
1	9376.000	36.70	10.58	47.28	74.00	-26.72	peak
2	11026.000	34.80	14.82	49.62	74.00	-24.38	peak
3	11785.000	33.42	17.30	50.72	74.00	-23.28	peak
4	12236.000	33.22	17.76	50.98	74.00	-23.02	peak
5	14007.000	29.10	21.85	50.95	74.00	-23.05	peak
6	17703.000	26.32	24.09	50.41	74.00	-23.59	peak

Test Mode:	802.11n HT40	Channel:	5550
Polarity:	Horizontal	Test Voltage:	AC 120V_60Hz



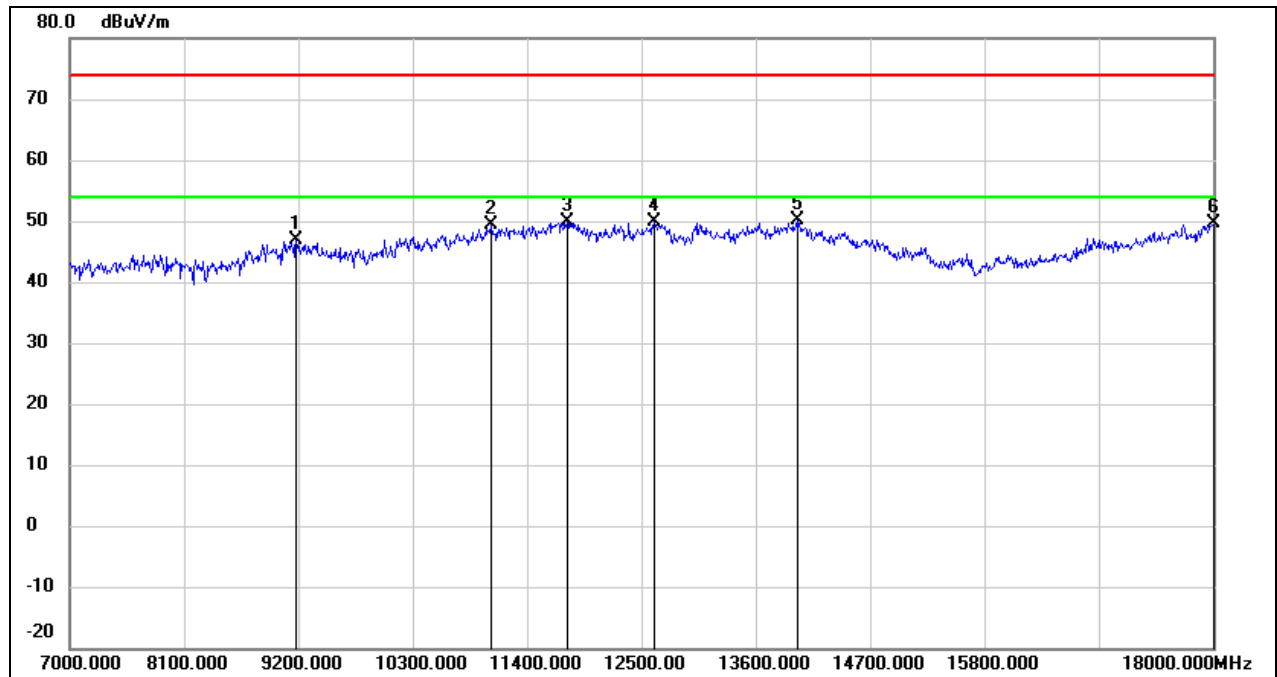
No.	Frequency (MHz)	Reading (dBuV)	Correct (dB/m)	Result (dBuV/m)	Limit (dBuV/m)	Margin (dB)	Remark
1	7847.000	39.39	6.57	45.96	74.00	-28.04	peak
2	9134.000	36.69	10.41	47.10	74.00	-26.90	peak
3	11686.000	32.75	17.12	49.87	74.00	-24.13	peak
4	13468.000	29.13	20.50	49.63	74.00	-24.37	peak
5	13919.000	28.23	21.68	49.91	74.00	-24.09	peak
6	18000.000	24.58	26.12	50.70	74.00	-23.30	peak

Test Mode:	802.11n HT40	Channel:	5550
Polarity:	Vertical	Test Voltage:	AC 120V_60Hz



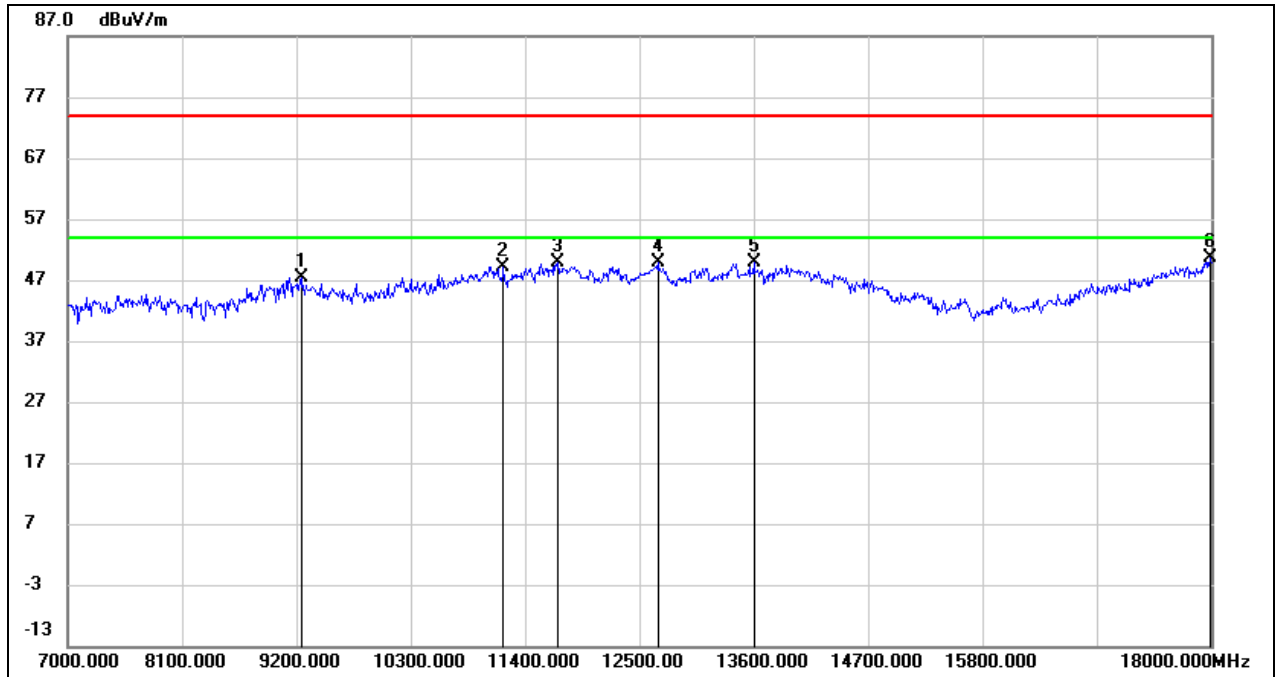
No.	Frequency (MHz)	Reading (dBuV)	Correct (dB/m)	Result (dBuV/m)	Limit (dBuV/m)	Margin (dB)	Remark
1	9189.000	36.50	10.46	46.96	74.00	-27.04	peak
2	10850.000	34.36	14.15	48.51	74.00	-25.49	peak
3	11884.000	32.48	17.48	49.96	74.00	-24.04	peak
4	12698.000	32.50	18.08	50.58	74.00	-23.42	peak
5	13974.000	28.89	21.82	50.71	74.00	-23.29	peak
6	17901.000	24.52	25.45	49.97	74.00	-24.03	peak

Test Mode:	802.11n HT40	Channel:	5670
Polarity:	Horizontal	Test Voltage:	AC 120V_60Hz



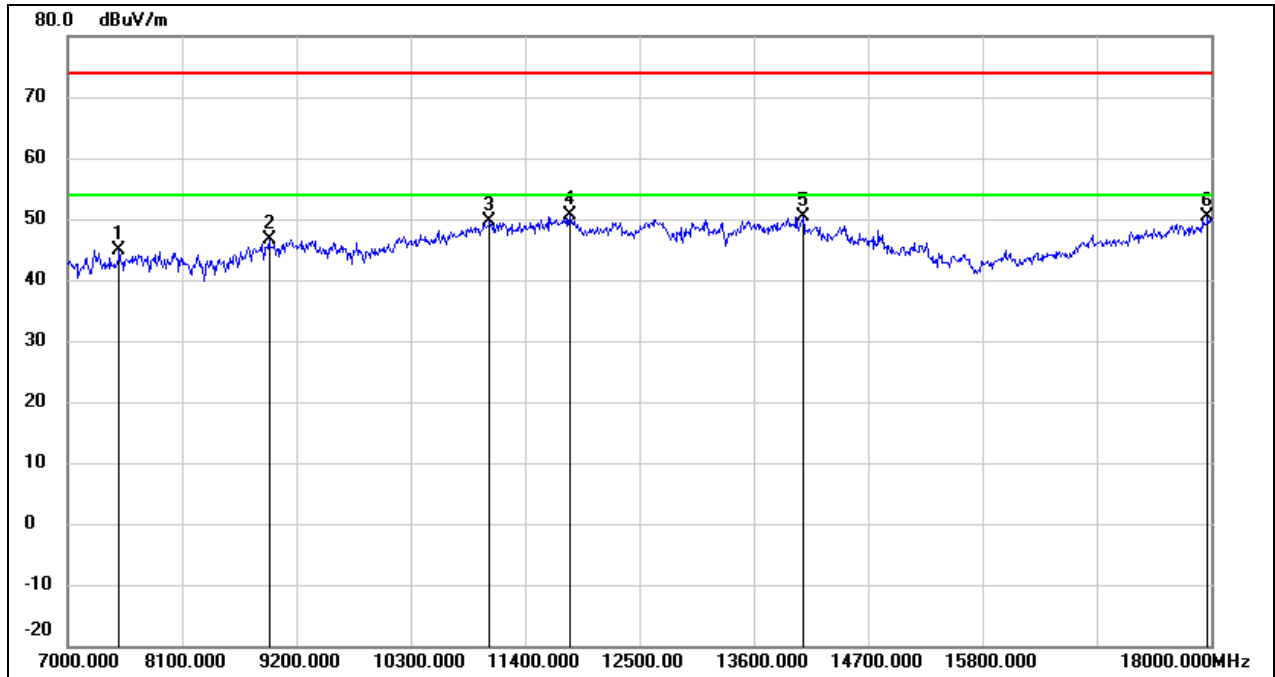
No.	Frequency (MHz)	Reading (dBuV)	Correct (dB/m)	Result (dBuV/m)	Limit (dBuV/m)	Margin (dB)	Remark
1	9178.000	36.34	10.45	46.79	74.00	-27.21	peak
2	11059.000	34.42	14.96	49.38	74.00	-24.62	peak
3	11785.000	32.47	17.30	49.77	74.00	-24.23	peak
4	12621.000	31.98	17.98	49.96	74.00	-24.04	peak
5	13996.000	28.38	21.87	50.25	74.00	-23.75	peak
6	18000.000	23.47	26.12	49.59	74.00	-24.41	peak

Test Mode:	802.11n HT40	Channel:	5670
Polarity:	Vertical	Test Voltage:	AC 120V_60Hz



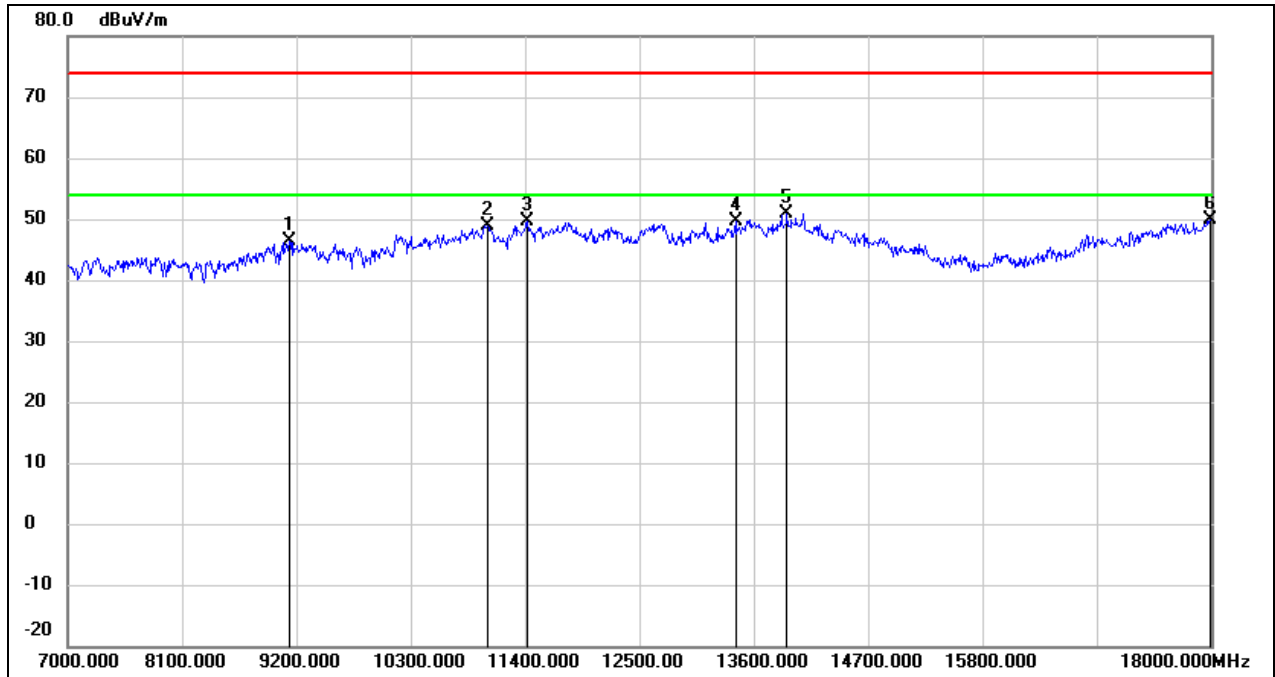
No.	Frequency (MHz)	Reading (dBuV)	Correct (dB/m)	Result (dBuV/m)	Limit (dBuV/m)	Margin (dB)	Remark
1	9244.000	36.82	10.49	47.31	74.00	-26.69	peak
2	11191.000	33.69	15.50	49.19	74.00	-24.81	peak
3	11719.000	32.62	17.18	49.80	74.00	-24.20	peak
4	12676.000	31.83	18.05	49.88	74.00	-24.12	peak
5	13600.000	29.04	20.89	49.93	74.00	-24.07	peak
6	17989.000	24.51	26.04	50.55	74.00	-23.45	peak

Test Mode:	802.11n HT40	Channel:	5710
Polarity:	Horizontal	Test Voltage:	AC 120V_60Hz



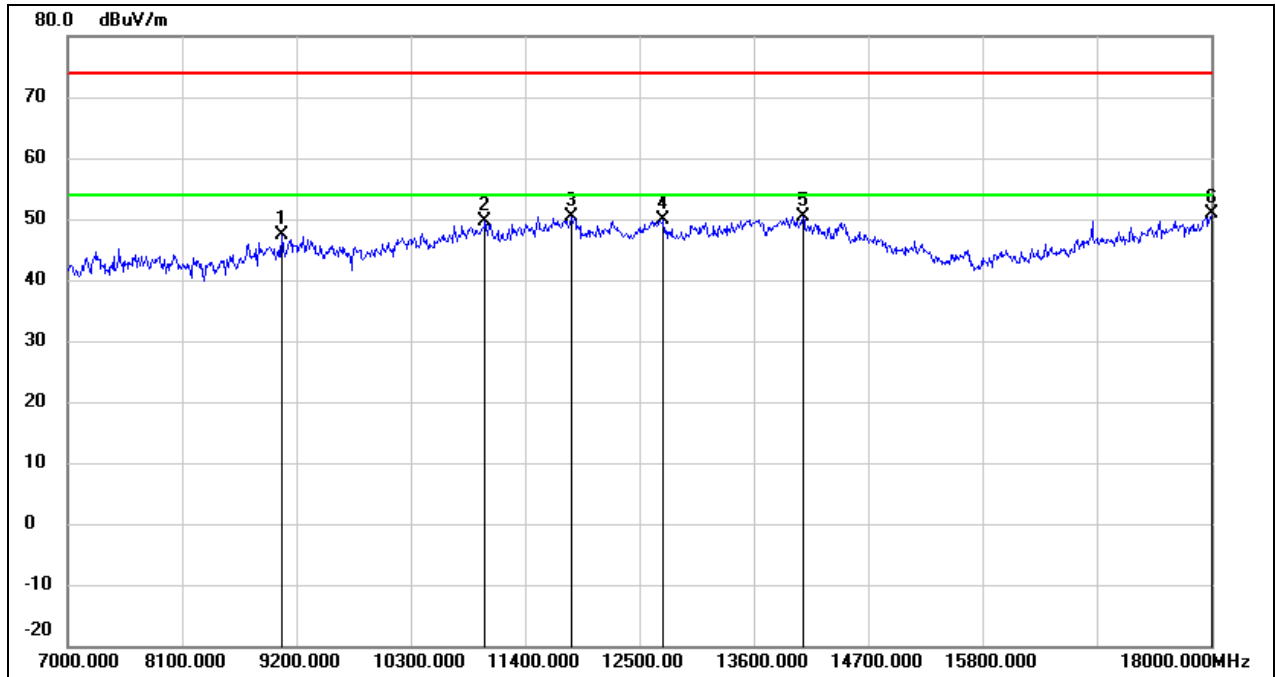
No.	Frequency (MHz)	Reading (dBuV)	Correct (dB/m)	Result (dBuV/m)	Limit (dBuV/m)	Margin (dB)	Remark
1	7495.000	38.07	6.87	44.94	74.00	-29.06	peak
2	8936.000	36.73	9.90	46.63	74.00	-27.37	peak
3	11059.000	34.74	14.96	49.70	74.00	-24.30	peak
4	11829.000	33.37	17.38	50.75	74.00	-23.25	peak
5	14073.000	28.78	21.57	50.35	74.00	-23.65	peak
6	17967.000	24.57	25.89	50.46	74.00	-23.54	peak

Test Mode:	802.11n HT40	Channel:	5710
Polarity:	Vertical	Test Voltage:	AC 120V_60Hz



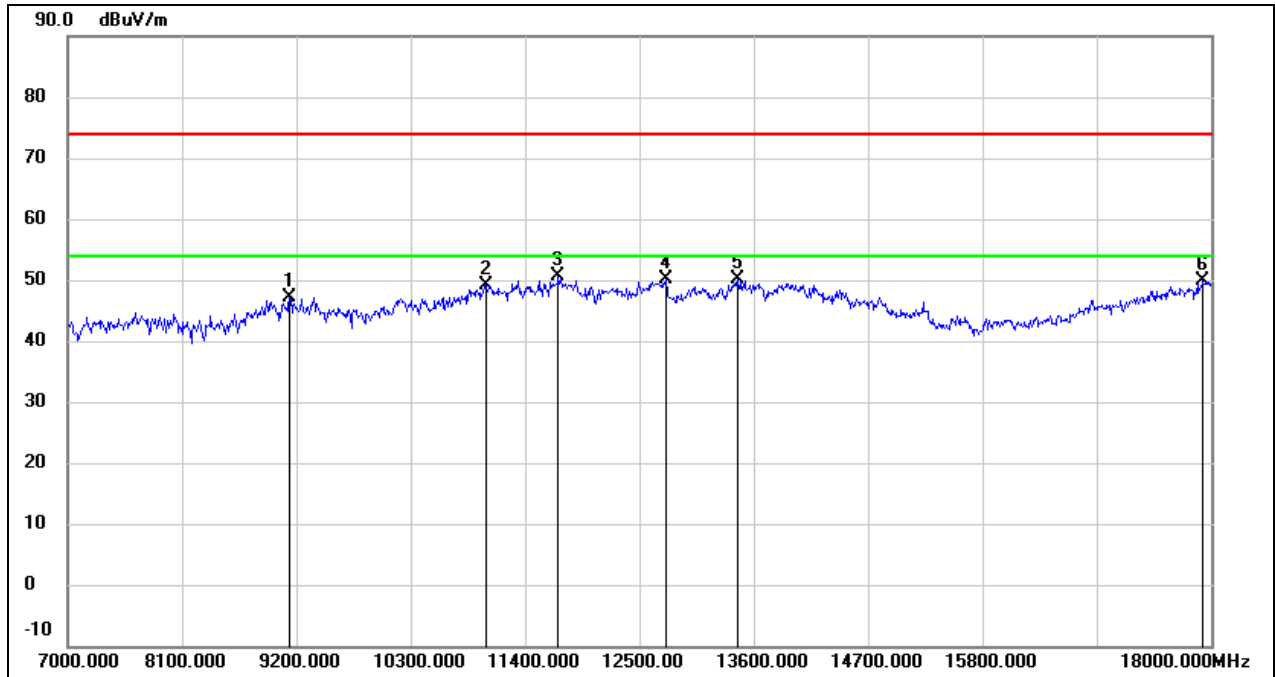
No.	Frequency (MHz)	Reading (dBuV)	Correct (dB/m)	Result (dBuV/m)	Limit (dBuV/m)	Margin (dB)	Remark
1	9134.000	35.86	10.41	46.27	74.00	-27.73	peak
2	11037.000	33.93	14.87	48.80	74.00	-25.20	peak
3	11422.000	33.22	16.46	49.68	74.00	-24.32	peak
4	13424.000	29.26	20.30	49.56	74.00	-24.44	peak
5	13919.000	29.25	21.68	50.93	74.00	-23.07	peak
6	17989.000	23.90	26.04	49.94	74.00	-24.06	peak

Test Mode:	802.11n HT40	Channel:	5755
Polarity:	Horizontal	Test Voltage:	AC 120V_60Hz



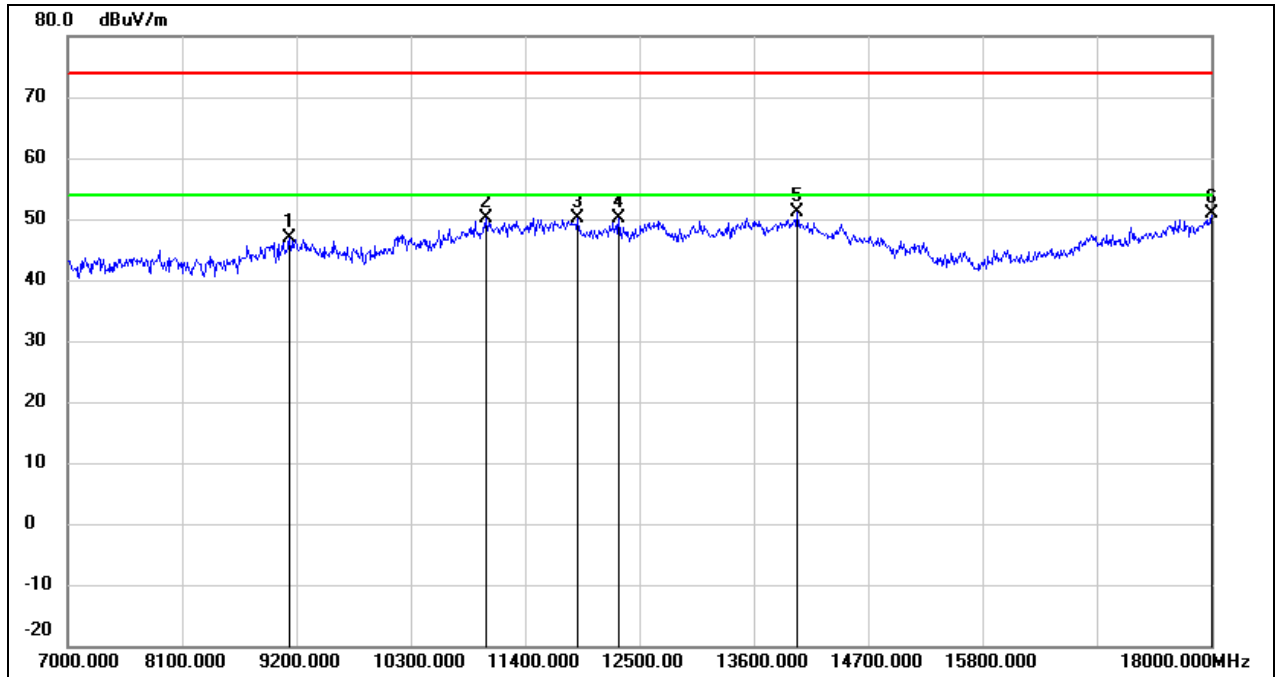
No.	Frequency (MHz)	Reading (dBuV)	Correct (dB/m)	Result (dBuV/m)	Limit (dBuV/m)	Margin (dB)	Remark
1	9057.000	36.95	10.38	47.33	74.00	-26.67	peak
2	11015.000	34.78	14.79	49.57	74.00	-24.43	peak
3	11851.000	33.00	17.43	50.43	74.00	-23.57	peak
4	12731.000	31.68	18.12	49.80	74.00	-24.20	peak
5	14073.000	28.85	21.57	50.42	74.00	-23.58	peak
6	18000.000	24.80	26.12	50.92	74.00	-23.08	peak

Test Mode:	802.11n HT40	Channel:	5755
Polarity:	Vertical	Test Voltage:	AC 120V_60Hz



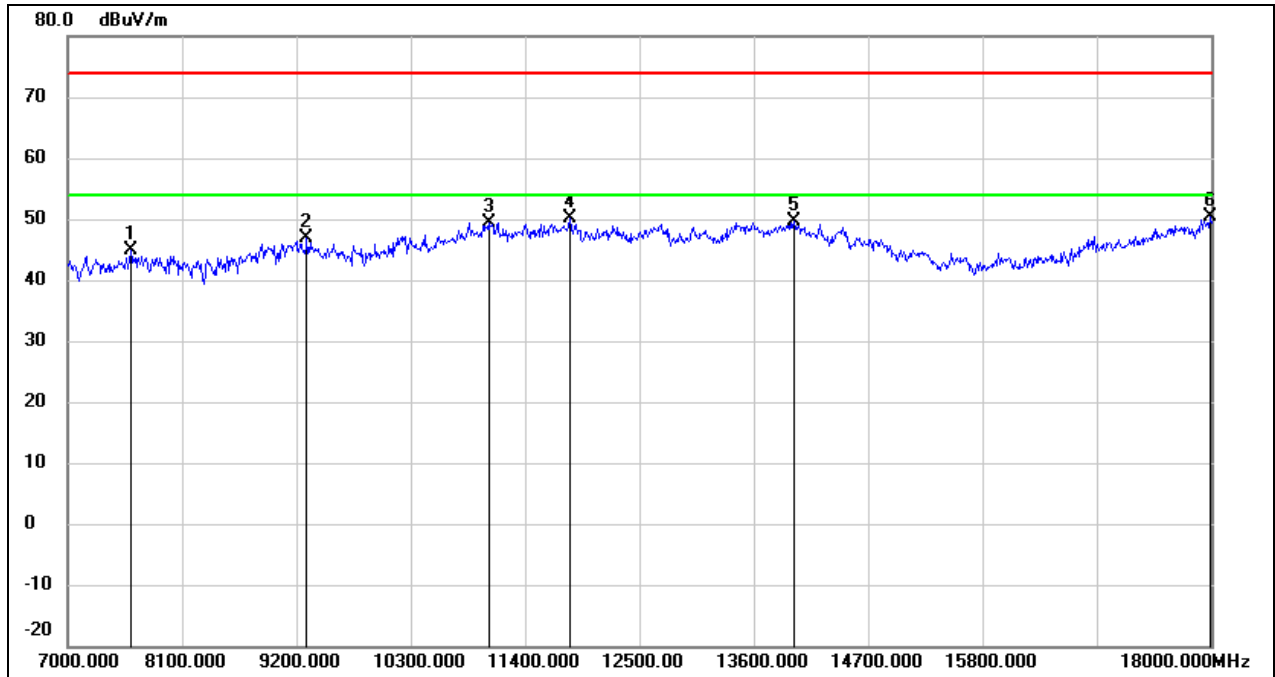
No.	Frequency (MHz)	Reading (dBuV)	Correct (dB/m)	Result (dBuV/m)	Limit (dBuV/m)	Margin (dB)	Remark
1	9134.000	36.76	10.41	47.17	74.00	-26.83	peak
2	11026.000	34.32	14.82	49.14	74.00	-24.86	peak
3	11719.000	33.38	17.18	50.56	74.00	-23.44	peak
4	12753.000	32.04	18.14	50.18	74.00	-23.82	peak
5	13446.000	29.80	20.41	50.21	74.00	-23.79	peak
6	17923.000	24.17	25.60	49.77	74.00	-24.23	peak

Test Mode:	802.11n HT40	Channel:	5795
Polarity:	Horizontal	Test Voltage:	AC 120V_60Hz



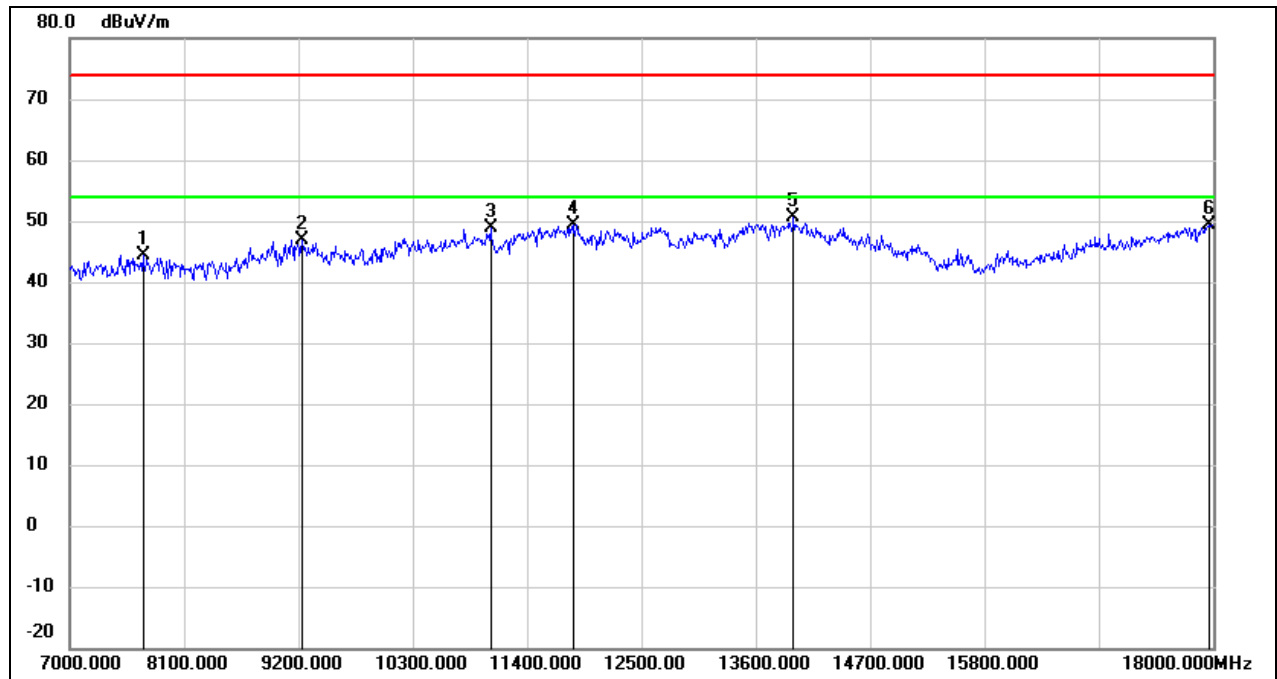
No.	Frequency (MHz)	Reading (dBuV)	Correct (dB/m)	Result (dBuV/m)	Limit (dBuV/m)	Margin (dB)	Remark
1	9134.000	36.39	10.41	46.80	74.00	-27.20	peak
2	11026.000	35.41	14.82	50.23	74.00	-23.77	peak
3	11906.000	32.66	17.52	50.18	74.00	-23.82	peak
4	12302.000	32.35	17.78	50.13	74.00	-23.87	peak
5	14018.000	29.34	21.80	51.14	74.00	-22.86	peak
6	18000.000	24.71	26.12	50.83	74.00	-23.17	peak

Test Mode:	802.11n HT40	Channel:	5795
Polarity:	Vertical	Test Voltage:	AC 120V_60Hz



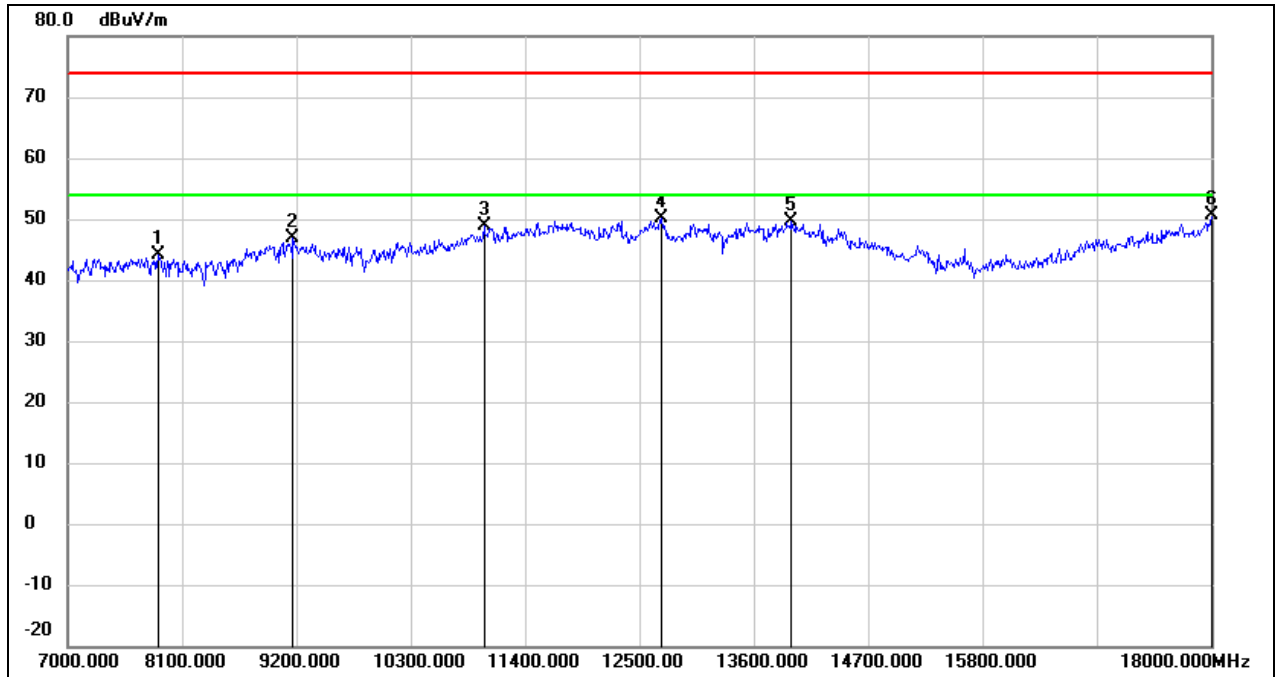
No.	Frequency (MHz)	Reading (dBuV)	Correct (dB/m)	Result (dBuV/m)	Limit (dBuV/m)	Margin (dB)	Remark
1	7605.000	38.03	6.78	44.81	74.00	-29.19	peak
2	9299.000	36.44	10.53	46.97	74.00	-27.03	peak
3	11048.000	34.46	14.91	49.37	74.00	-24.63	peak
4	11829.000	32.66	17.38	50.04	74.00	-23.96	peak
5	13985.000	27.66	21.85	49.51	74.00	-24.49	peak
6	17989.000	24.33	26.04	50.37	74.00	-23.63	peak

Test Mode:	802.11ac VHT80	Channel:	5210
Polarity:	Horizontal	Test Voltage:	AC 120V_60Hz



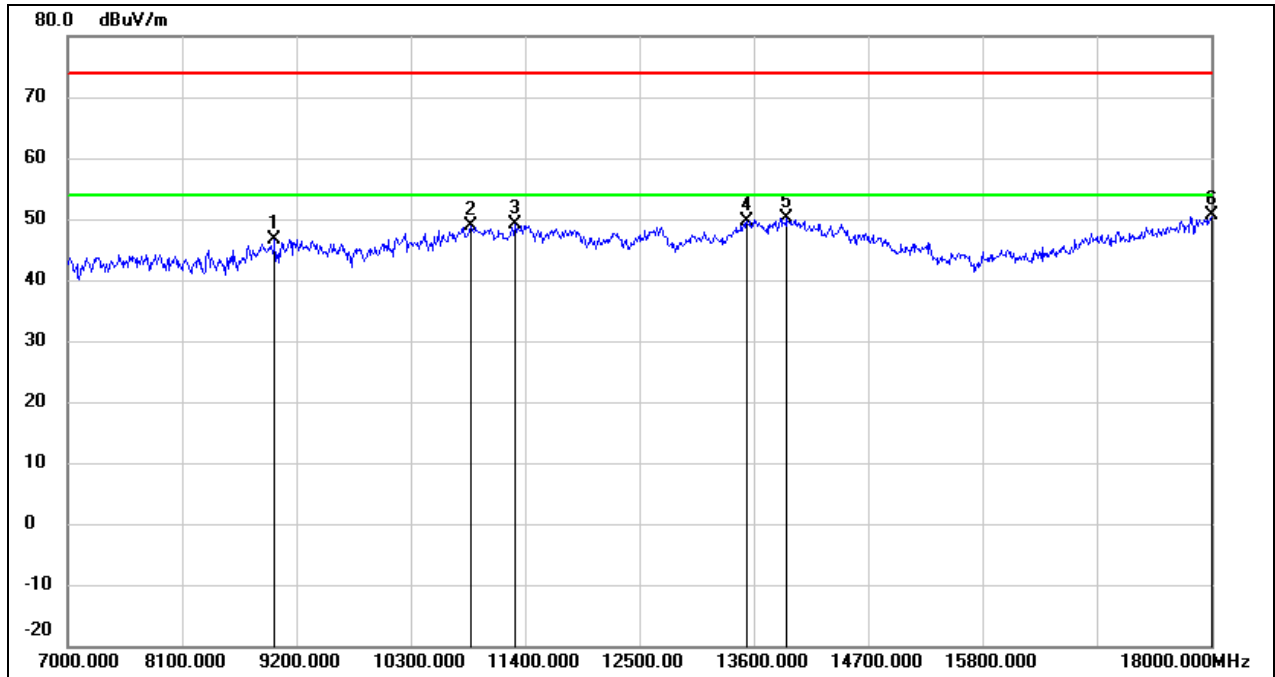
No.	Frequency (MHz)	Reading (dBuV)	Correct (dB/m)	Result (dBuV/m)	Limit (dBuV/m)	Margin (dB)	Remark
1	7704.000	37.72	6.69	44.41	74.00	-29.59	peak
2	9233.000	36.35	10.48	46.83	74.00	-27.17	peak
3	11048.000	33.85	14.91	48.76	74.00	-25.24	peak
4	11851.000	32.02	17.43	49.45	74.00	-24.55	peak
5	13963.000	28.75	21.78	50.53	74.00	-23.47	peak
6	17956.000	23.54	25.82	49.36	74.00	-24.64	peak

Test Mode:	802.11ac VHT80	Channel:	5210
Polarity:	Vertical	Test Voltage:	AC 120V_60Hz



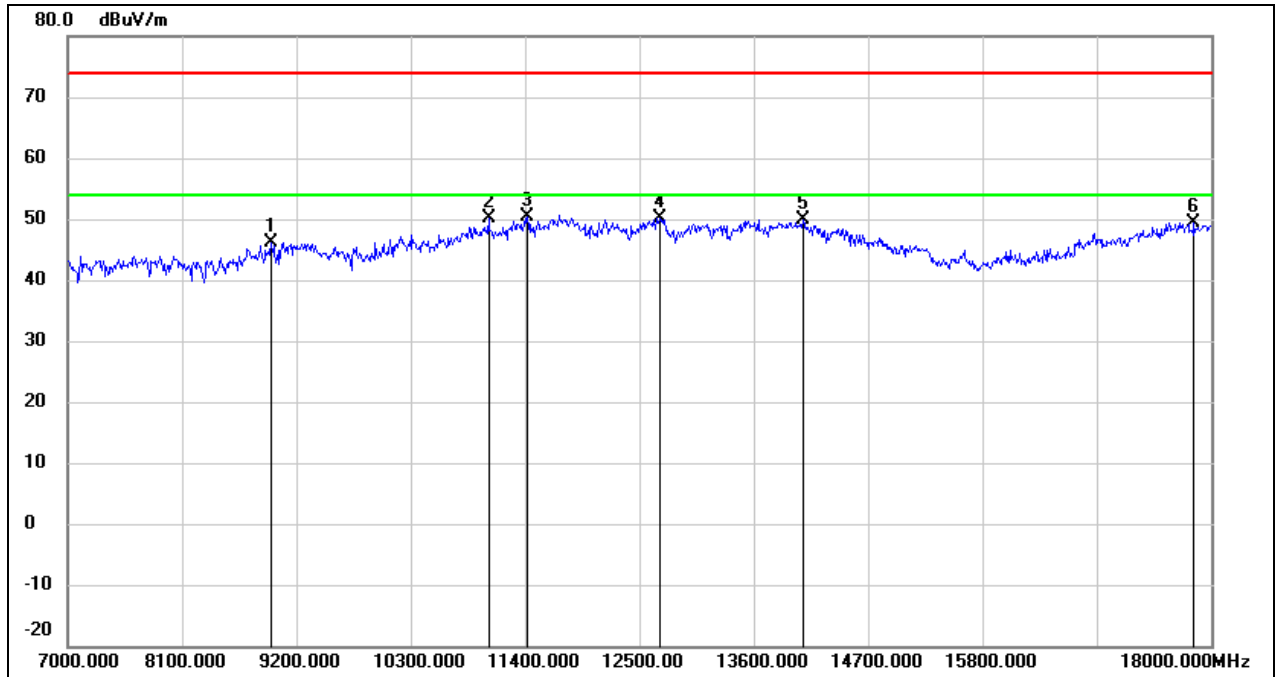
No.	Frequency (MHz)	Reading (dBuV)	Correct (dB/m)	Result (dBuV/m)	Limit (dBuV/m)	Margin (dB)	Remark
1	7869.000	37.49	6.54	44.03	74.00	-29.97	peak
2	9167.000	36.38	10.45	46.83	74.00	-27.17	peak
3	11004.000	34.12	14.74	48.86	74.00	-25.14	peak
4	12709.000	32.11	18.09	50.20	74.00	-23.80	peak
5	13963.000	27.94	21.78	49.72	74.00	-24.28	peak
6	18000.000	24.44	26.12	50.56	74.00	-23.44	peak

Test Mode:	802.11ac VHT80	Channel:	5290
Polarity:	Horizontal	Test Voltage:	AC 120V_60Hz



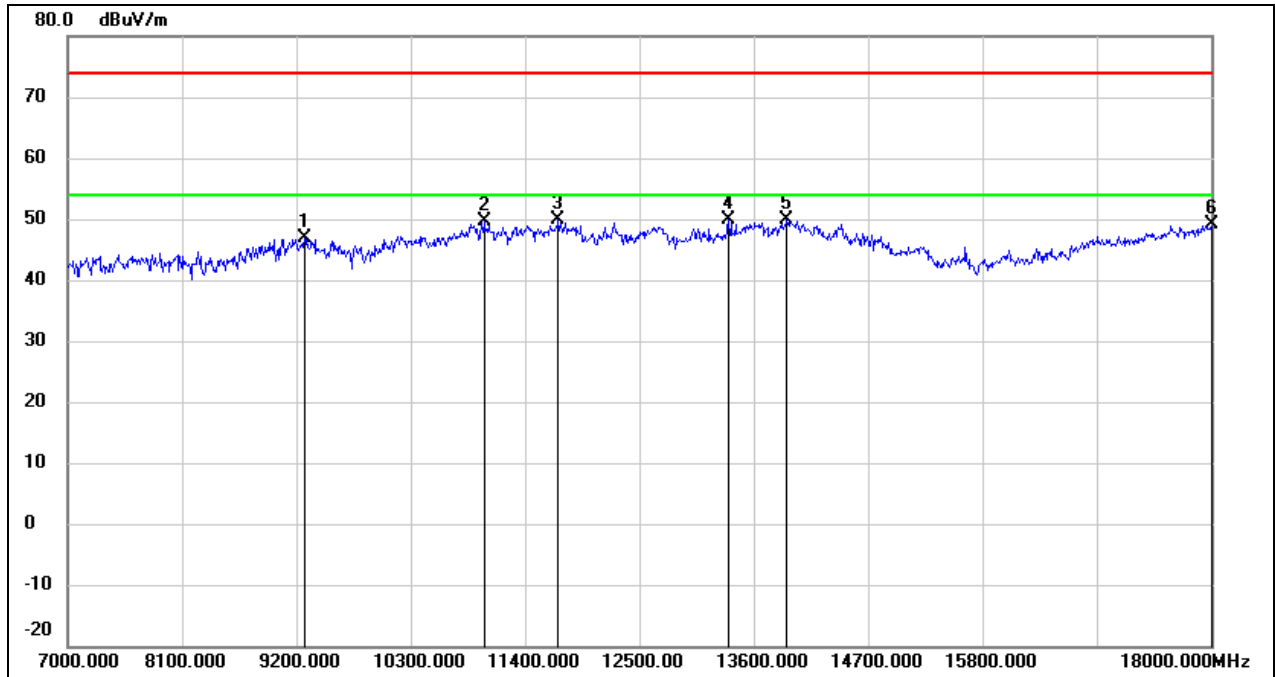
No.	Frequency (MHz)	Reading (dBuV)	Correct (dB/m)	Result (dBuV/m)	Limit (dBuV/m)	Margin (dB)	Remark
1	8991.000	36.40	10.28	46.68	74.00	-27.32	peak
2	10872.000	34.55	14.23	48.78	74.00	-25.22	peak
3	11301.000	33.07	15.95	49.02	74.00	-24.98	peak
4	13534.000	29.02	20.73	49.75	74.00	-24.25	peak
5	13919.000	28.55	21.68	50.23	74.00	-23.77	peak
6	18000.000	24.59	26.12	50.71	74.00	-23.29	peak

Test Mode:	802.11ac VHT80	Channel:	5290
Polarity:	Vertical	Test Voltage:	AC 120V_60Hz



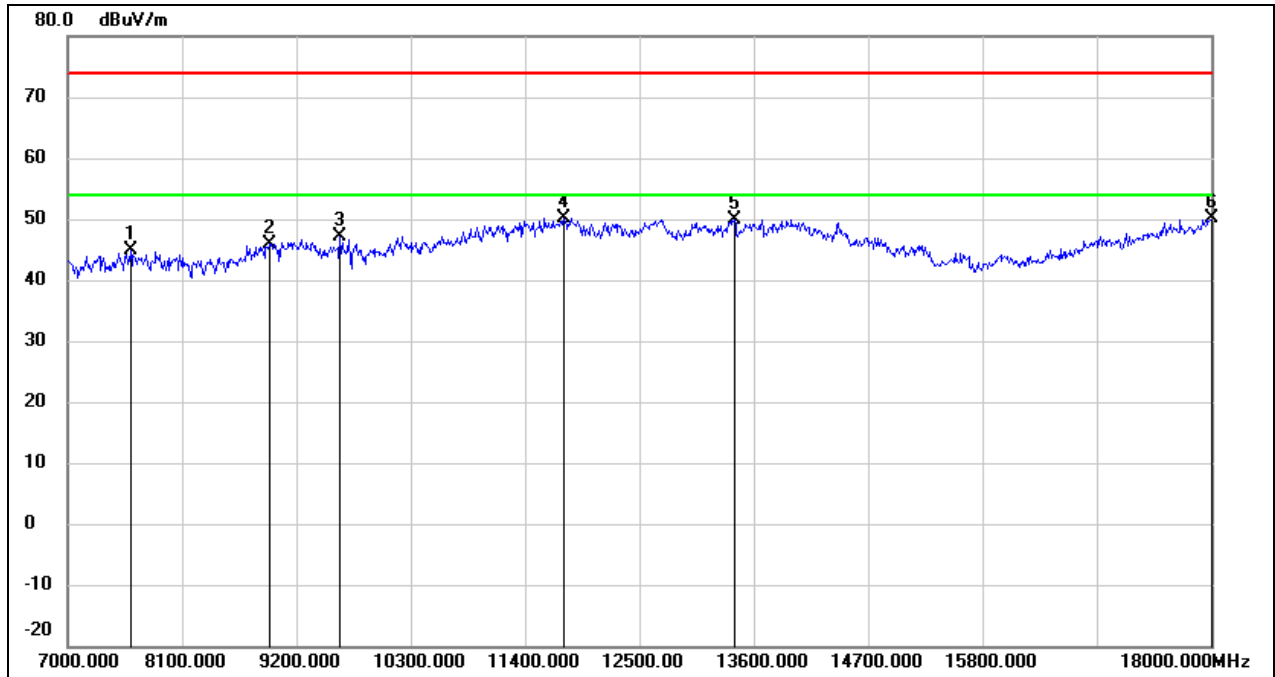
No.	Frequency (MHz)	Reading (dBuV)	Correct (dB/m)	Result (dBuV/m)	Limit (dBuV/m)	Margin (dB)	Remark
1	8958.000	36.05	10.05	46.10	74.00	-27.90	peak
2	11048.000	35.10	14.91	50.01	74.00	-23.99	peak
3	11422.000	33.86	16.46	50.32	74.00	-23.68	peak
4	12698.000	32.05	18.08	50.13	74.00	-23.87	peak
5	14073.000	28.35	21.57	49.92	74.00	-24.08	peak
6	17835.000	24.51	24.99	49.50	74.00	-24.50	peak

Test Mode:	802.11ac VHT80	Channel:	5530
Polarity:	Horizontal	Test Voltage:	AC 120V_60Hz



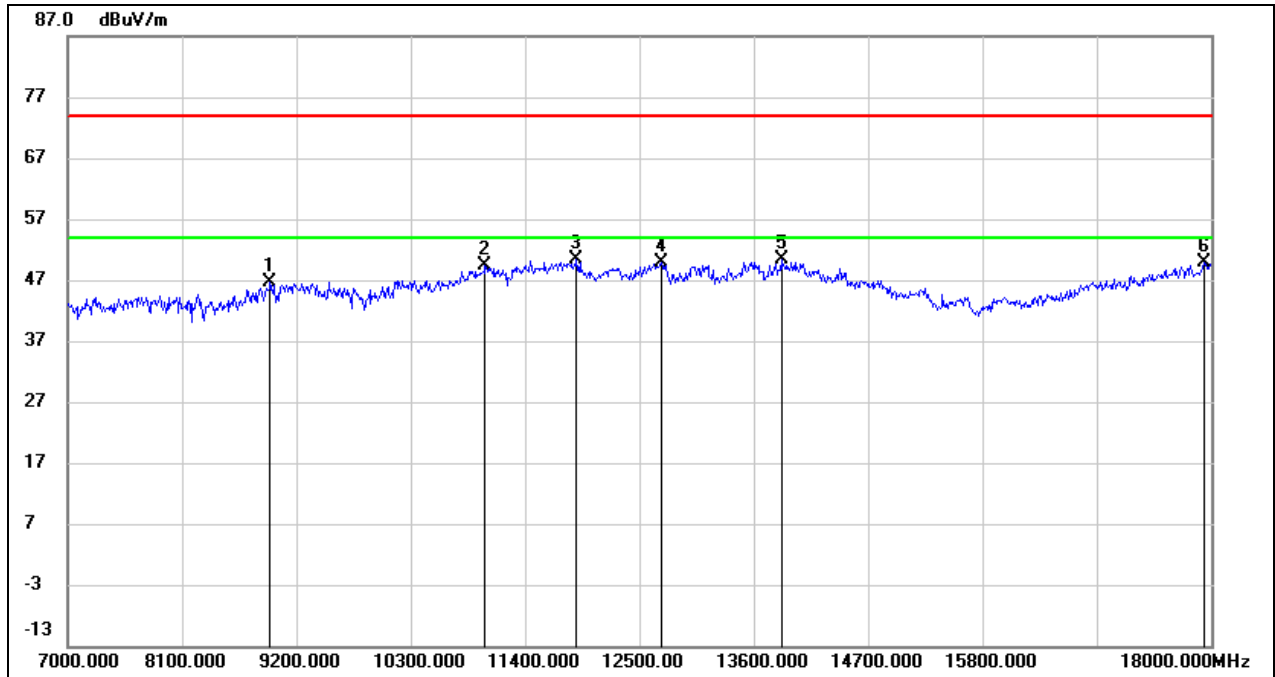
No.	Frequency (MHz)	Reading (dBuV)	Correct (dB/m)	Result (dBuV/m)	Limit (dBuV/m)	Margin (dB)	Remark
1	9277.000	36.27	10.51	46.78	74.00	-27.22	peak
2	11004.000	34.79	14.74	49.53	74.00	-24.47	peak
3	11719.000	32.75	17.18	49.93	74.00	-24.07	peak
4	13358.000	29.82	20.02	49.84	74.00	-24.16	peak
5	13919.000	28.17	21.68	49.85	74.00	-24.15	peak
6	18000.000	23.10	26.12	49.22	74.00	-24.78	peak

Test Mode:	802.11ac VHT80	Channel:	5530
Polarity:	Vertical	Test Voltage:	AC 120V_60Hz



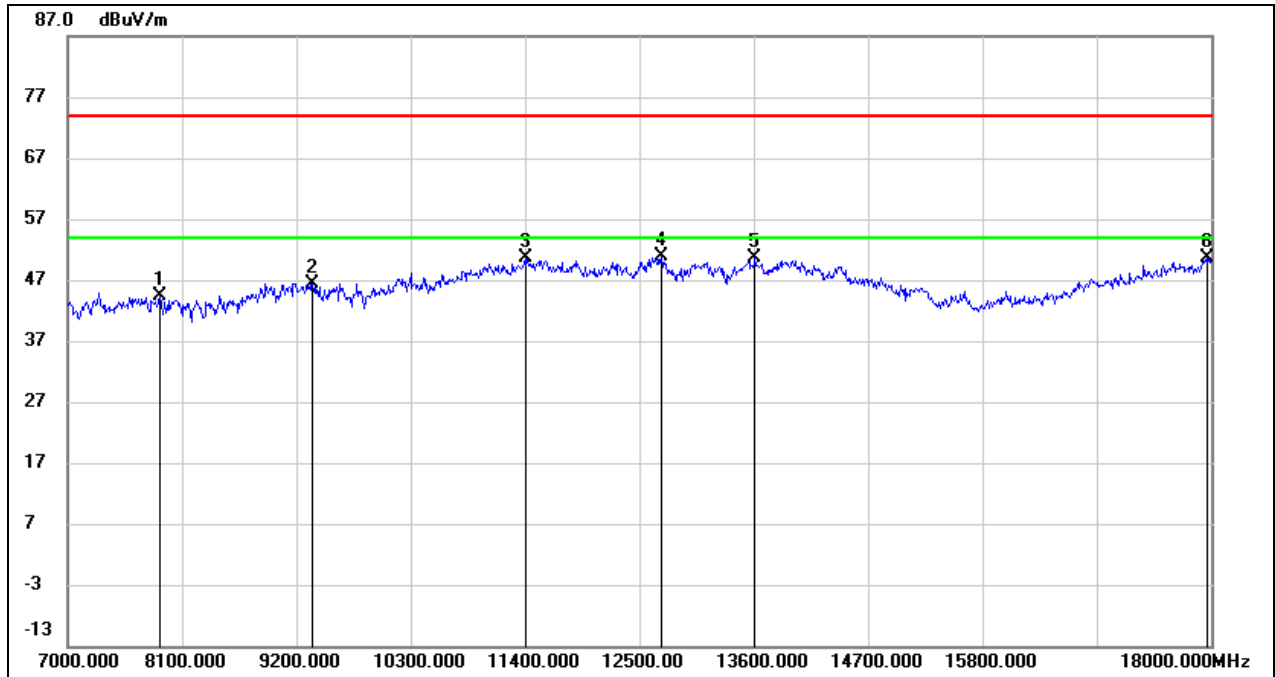
No.	Frequency (MHz)	Reading (dBuV)	Correct (dB/m)	Result (dBuV/m)	Limit (dBuV/m)	Margin (dB)	Remark
1	7605.000	38.15	6.78	44.93	74.00	-29.07	peak
2	8936.000	36.02	9.90	45.92	74.00	-28.08	peak
3	9618.000	36.27	10.92	47.19	74.00	-26.81	peak
4	11774.000	32.97	17.28	50.25	74.00	-23.75	peak
5	13413.000	29.71	20.26	49.97	74.00	-24.03	peak
6	18000.000	23.90	26.12	50.02	74.00	-23.98	peak

Test Mode:	802.11ac VHT80	Channel:	5610
Polarity:	Horizontal	Test Voltage:	AC 120V_60Hz



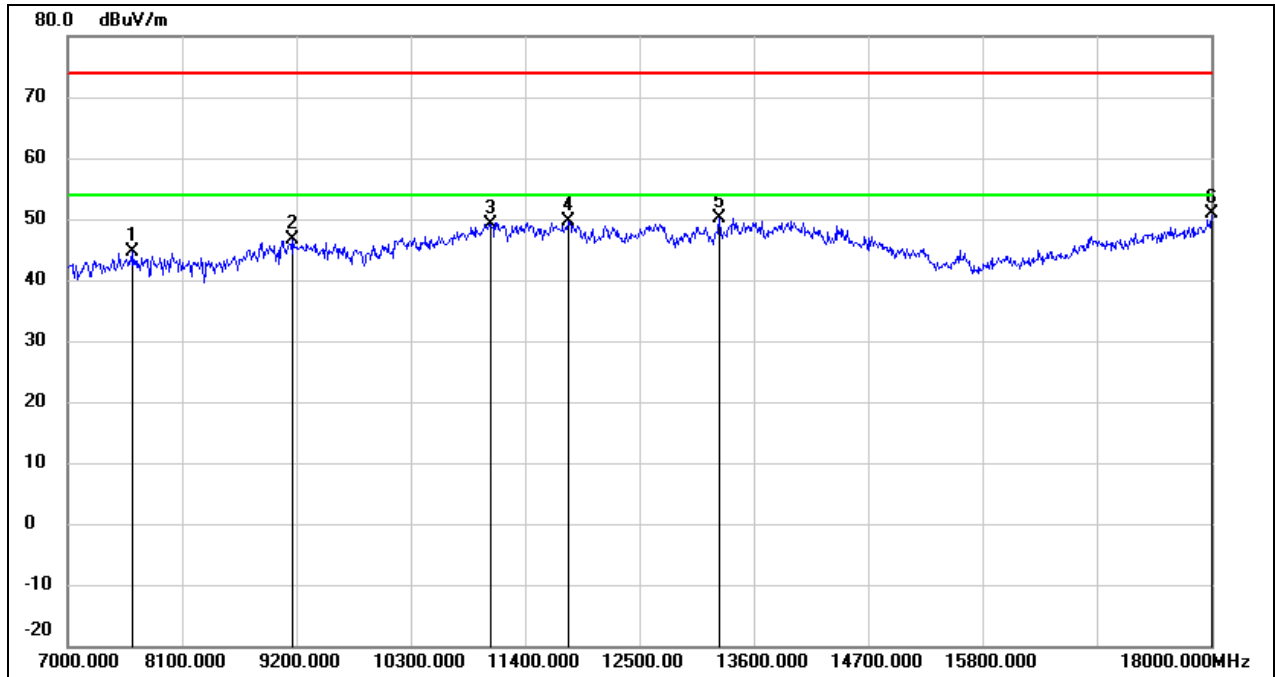
No.	Frequency (MHz)	Reading (dBuV)	Correct (dB/m)	Result (dBuV/m)	Limit (dBuV/m)	Margin (dB)	Remark
1	8947.000	36.72	9.98	46.70	74.00	-27.30	peak
2	11015.000	34.63	14.79	49.42	74.00	-24.58	peak
3	11895.000	32.82	17.51	50.33	74.00	-23.67	peak
4	12709.000	31.71	18.09	49.80	74.00	-24.20	peak
5	13864.000	28.96	21.53	50.49	74.00	-23.51	peak
6	17934.000	24.09	25.67	49.76	74.00	-24.24	peak

Test Mode:	802.11ac VHT80	Channel:	5610
Polarity:	Vertical	Test Voltage:	AC 120V_60Hz



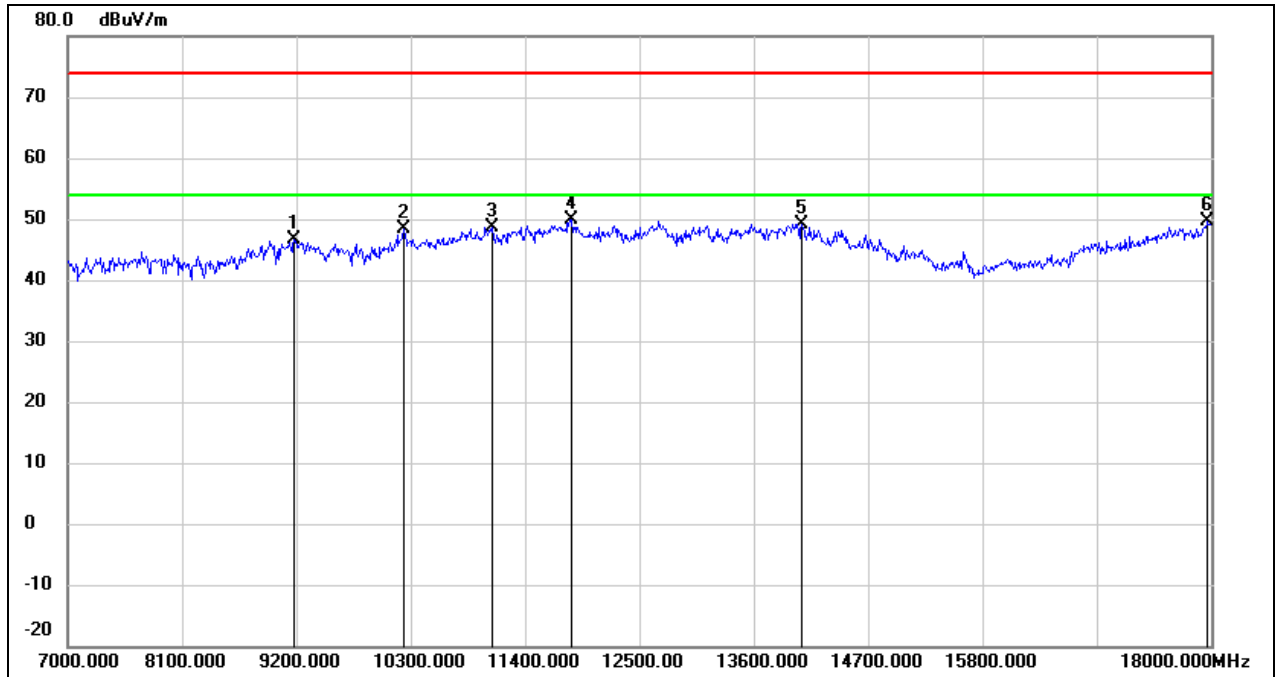
No.	Frequency (MHz)	Reading (dBuV)	Correct (dB/m)	Result (dBuV/m)	Limit (dBuV/m)	Margin (dB)	Remark
1	7880.000	37.90	6.54	44.44	74.00	-29.56	peak
2	9354.000	35.88	10.56	46.44	74.00	-27.56	peak
3	11400.000	34.16	16.36	50.52	74.00	-23.48	peak
4	12709.000	32.71	18.09	50.80	74.00	-23.20	peak
5	13611.000	29.61	20.92	50.53	74.00	-23.47	peak
6	17967.000	24.67	25.89	50.56	74.00	-23.44	peak

Test Mode:	802.11ac VHT80	Channel:	5690
Polarity:	Horizontal	Test Voltage:	AC 120V_60Hz



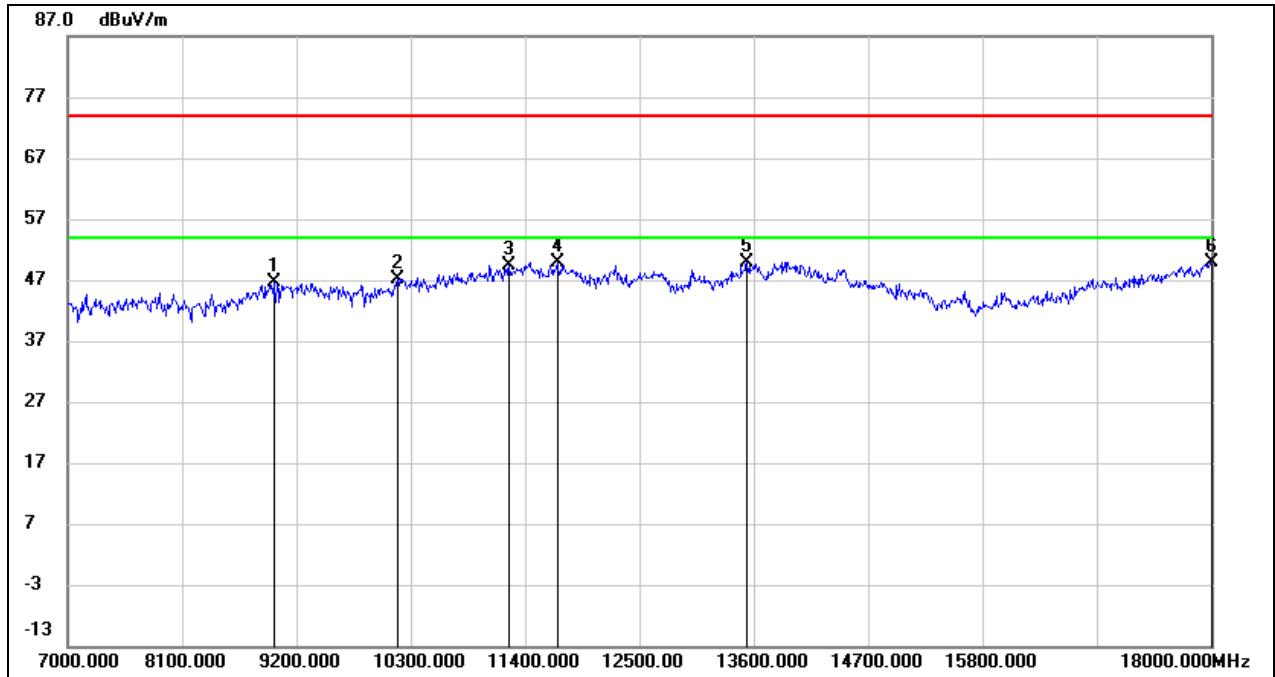
No.	Frequency (MHz)	Reading (dBuV)	Correct (dB/m)	Result (dBuV/m)	Limit (dBuV/m)	Margin (dB)	Remark
1	7627.000	37.98	6.76	44.74	74.00	-29.26	peak
2	9167.000	36.14	10.45	46.59	74.00	-27.41	peak
3	11070.000	34.22	15.01	49.23	74.00	-24.77	peak
4	11818.000	32.18	17.36	49.54	74.00	-24.46	peak
5	13270.000	30.43	19.63	50.06	74.00	-23.94	peak
6	18000.000	24.72	26.12	50.84	74.00	-23.16	peak

Test Mode:	802.11ac VHT80	Channel:	5690
Polarity:	Vertical	Test Voltage:	AC 120V_60Hz



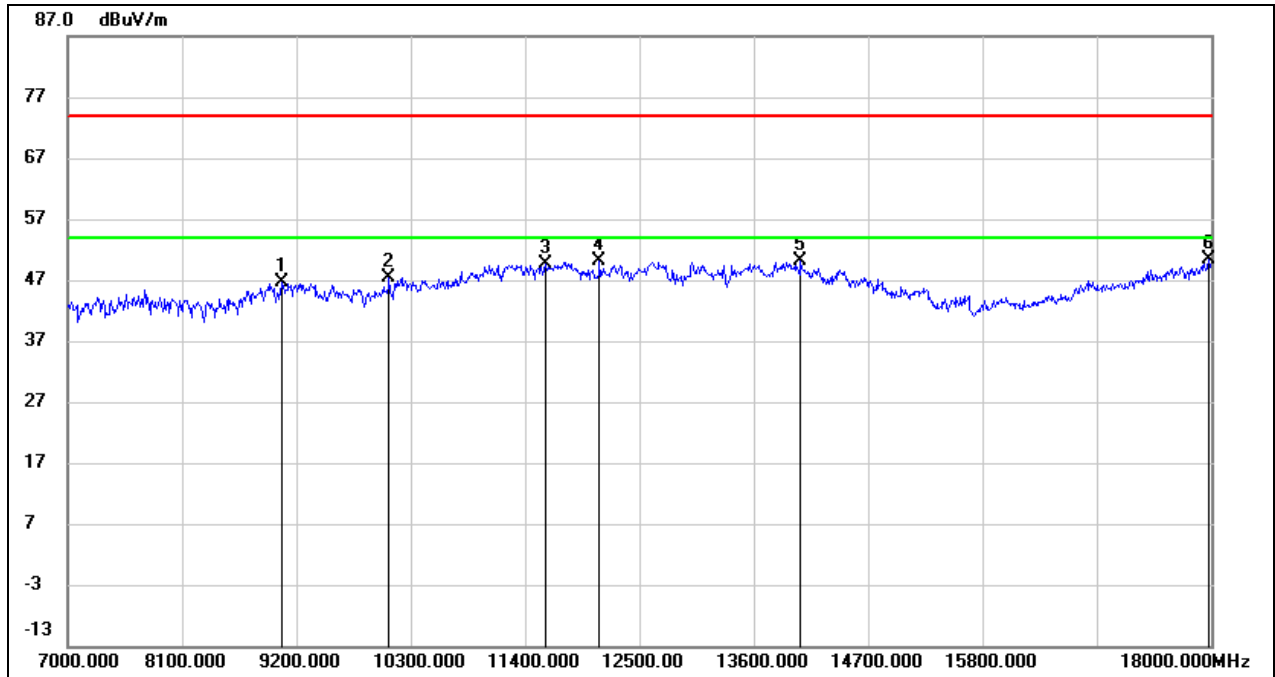
No.	Frequency (MHz)	Reading (dBuV)	Correct (dB/m)	Result (dBuV/m)	Limit (dBuV/m)	Margin (dB)	Remark
1	9178.000	36.25	10.45	46.70	74.00	-27.30	peak
2	10234.000	36.07	12.26	48.33	74.00	-25.67	peak
3	11081.000	33.58	15.05	48.63	74.00	-25.37	peak
4	11851.000	32.55	17.43	49.98	74.00	-24.02	peak
5	14062.000	27.59	21.62	49.21	74.00	-24.79	peak
6	17967.000	23.65	25.89	49.54	74.00	-24.46	peak

Test Mode:	802.11ac VHT80	Channel:	5775
Polarity:	Horizontal	Test Voltage:	AC 120V_60Hz



No.	Frequency (MHz)	Reading (dBuV)	Correct (dB/m)	Result (dBuV/m)	Limit (dBuV/m)	Margin (dB)	Remark
1	8980.000	36.37	10.21	46.58	74.00	-27.42	peak
2	10168.000	35.04	12.13	47.17	74.00	-26.83	peak
3	11246.000	33.72	15.73	49.45	74.00	-24.55	peak
4	11708.000	32.71	17.16	49.87	74.00	-24.13	peak
5	13534.000	29.20	20.73	49.93	74.00	-24.07	peak
6	18000.000	23.85	26.12	49.97	74.00	-24.03	peak

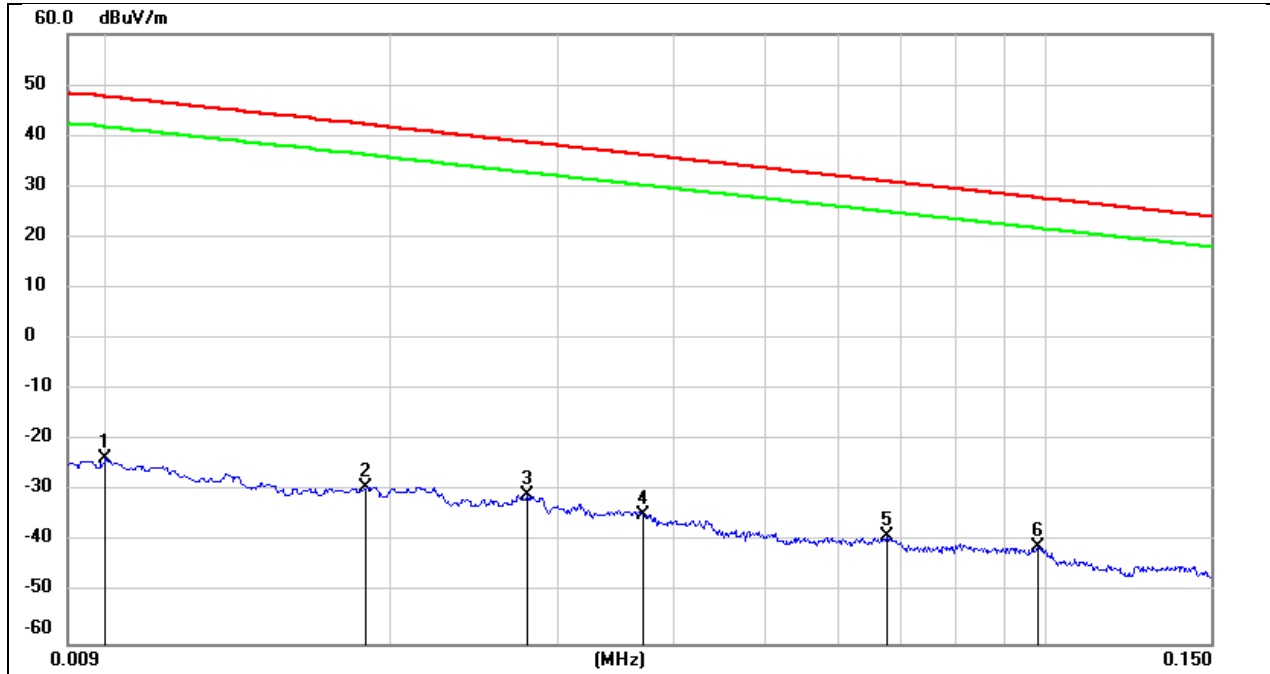
Test Mode:	802.11ac VHT80	Channel:	5775
Polarity:	Vertical	Test Voltage:	AC 120V_60Hz



No.	Frequency (MHz)	Reading (dBuV)	Correct (dB/m)	Result (dBuV/m)	Limit (dBuV/m)	Margin (dB)	Remark
1	9057.000	36.14	10.38	46.52	74.00	-27.48	peak
2	10091.000	35.47	11.97	47.44	74.00	-26.56	peak
3	11598.000	32.56	16.96	49.52	74.00	-24.48	peak
4	12115.000	32.28	17.73	50.01	74.00	-23.99	peak
5	14051.000	28.45	21.67	50.12	74.00	-23.88	peak
6	17978.000	24.32	25.97	50.29	74.00	-23.71	peak

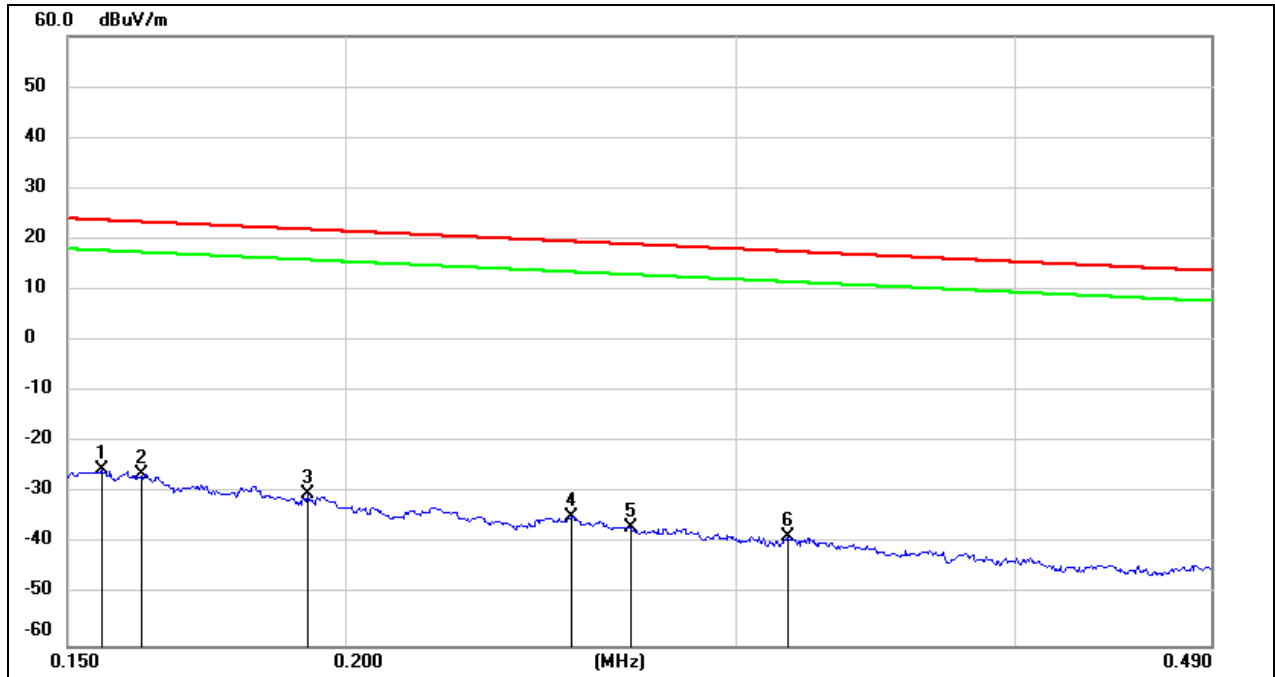
8.4. SPURIOUS EMISSIONS(9 KHZ~30 MHZ)

Test Mode:	802.11a20	Channel:	5180
Polarity:	FACE ON	Test Voltage:	AC 120V_60Hz



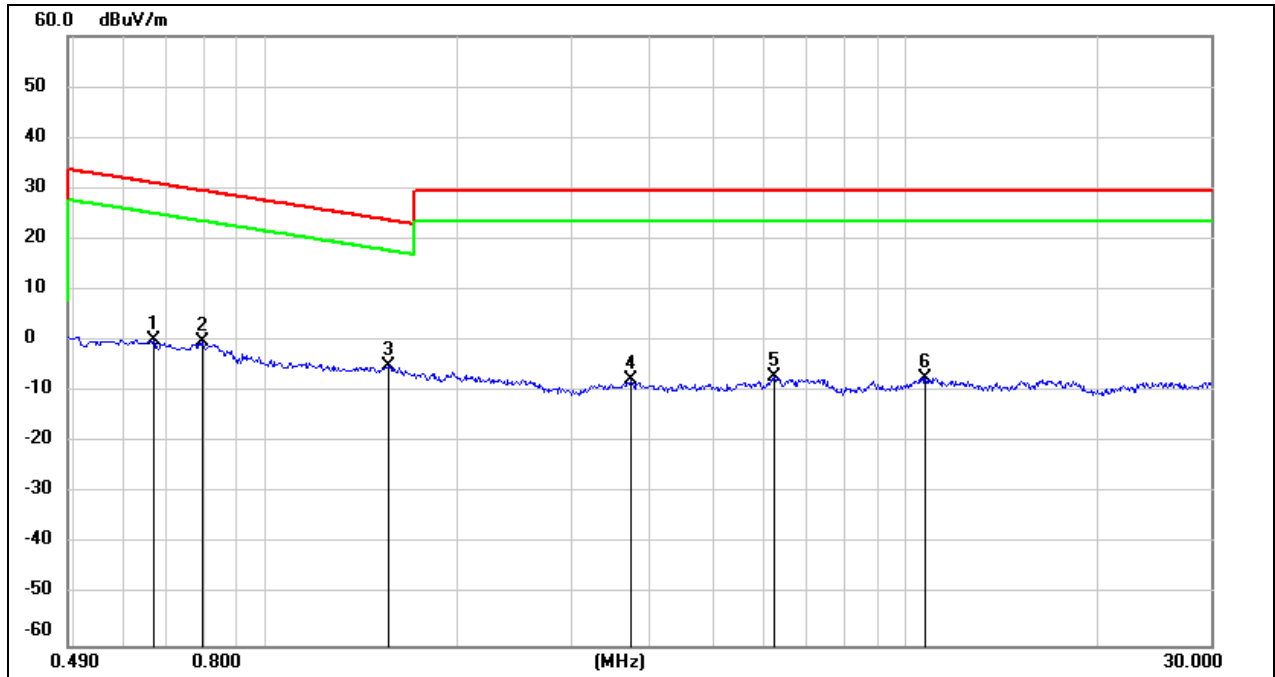
No.	Frequency (MHz)	Reading (dBuV)	Correct (dB/m)	FCC Result (dBuV/m)	FCC Limit (dBuV/m)	ISED Result (dBuA/m)	ISED Limit (dBuA/m)	Margin (dB)	Remark
1	0.0100	77.72	-101.40	-23.68	47.60	-75.18	-3.90	-71.28	peak
2	0.0188	72.14	-101.35	-29.21	42.12	-80.71	-9.38	-71.33	peak
3	0.0279	70.67	-101.38	-30.71	38.69	-82.21	-12.81	-69.40	peak
4	0.0371	66.89	-101.42	-34.53	36.21	-86.03	-15.29	-70.74	peak
5	0.0675	62.64	-101.56	-38.92	31.02	-90.42	-20.48	-69.94	peak
6	0.0981	60.77	-101.78	-41.01	27.77	-92.51	-23.73	-68.78	peak

Test Mode:	802.11a20	Channel:	5180
Polarity:	FACE ON	Test Voltage:	AC 120V_60Hz



No.	Frequency (MHz)	Reading (dBuV)	Correct (dB/m)	FCC Result (dBuV/m)	FCC Limit (dBuV/m)	ISED Result (dBuA/m)	ISED Limit (dBuA/m)	Margin (dB)	Remark
1	0.1554	76.27	-101.65	-25.38	23.77	-76.88	-27.73	-49.15	peak
2	0.1621	75.42	-101.65	-26.23	23.41	-77.73	-28.09	-49.64	peak
3	0.1925	71.46	-101.70	-30.24	21.92	-81.74	-29.58	-52.16	peak
4	0.2530	67.14	-101.80	-34.66	19.54	-86.16	-31.96	-54.20	peak
5	0.2690	64.98	-101.82	-36.84	19.01	-88.34	-32.49	-55.85	peak
6	0.3163	63.20	-101.87	-38.67	17.60	-90.17	-33.90	-56.27	peak

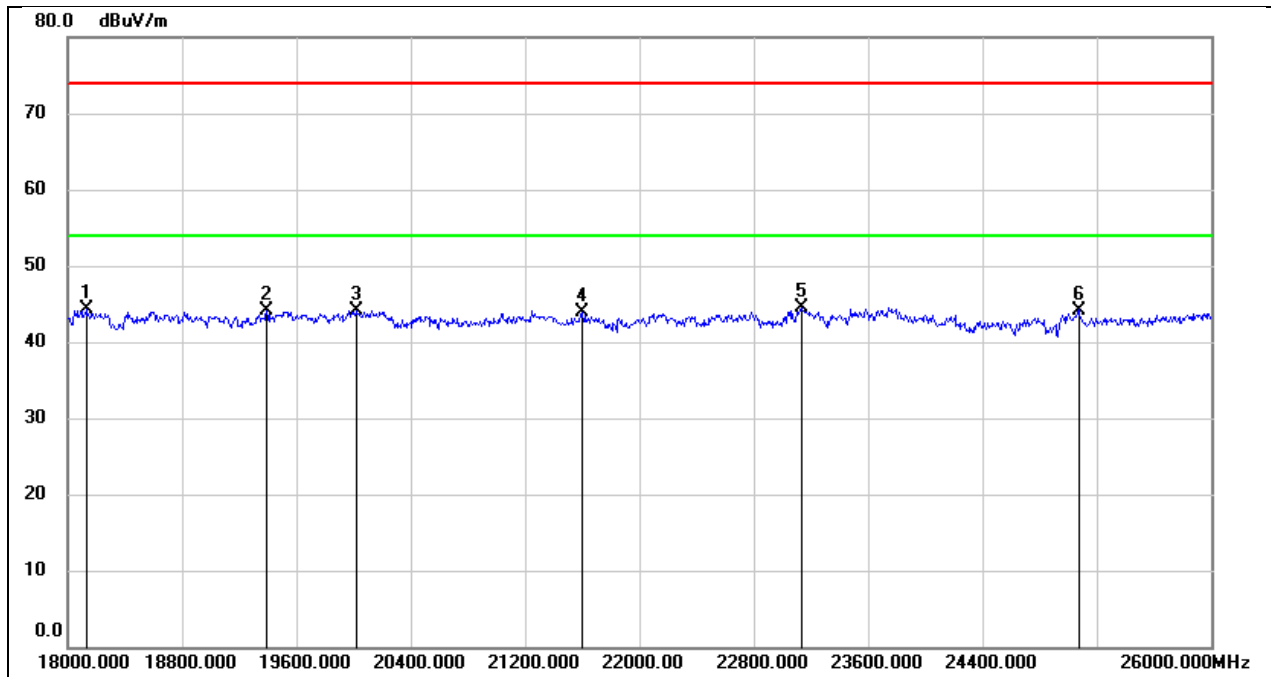
Test Mode:	802.11a20	Channel:	5180
Polarity:	FACE ON	Test Voltage:	AC 120V_60Hz



No.	Frequency (MHz)	Reading (dBuV)	Correct (dB/m)	FCC Result (dBuV/m)	FCC Limit (dBuV/m)	ISED Result (dBuA/m)	ISED Limit (dBuA/m)	Margin (dB)	Remark
1	0.6671	62.25	-62.10	0.15	31.12	-51.35	-20.38	-30.97	peak
2	0.7963	61.87	-62.14	-0.27	29.58	-51.77	-21.92	-29.85	peak
3	1.5564	57.18	-62.02	-4.84	23.76	-56.34	-27.74	-28.60	peak
4	3.7100	53.70	-61.41	-7.71	29.54	-59.21	-21.96	-37.25	peak
5	6.2445	54.13	-61.32	-7.19	29.54	-58.69	-21.96	-36.73	peak
6	10.7299	53.48	-60.83	-7.35	29.54	-58.85	-21.96	-36.89	peak

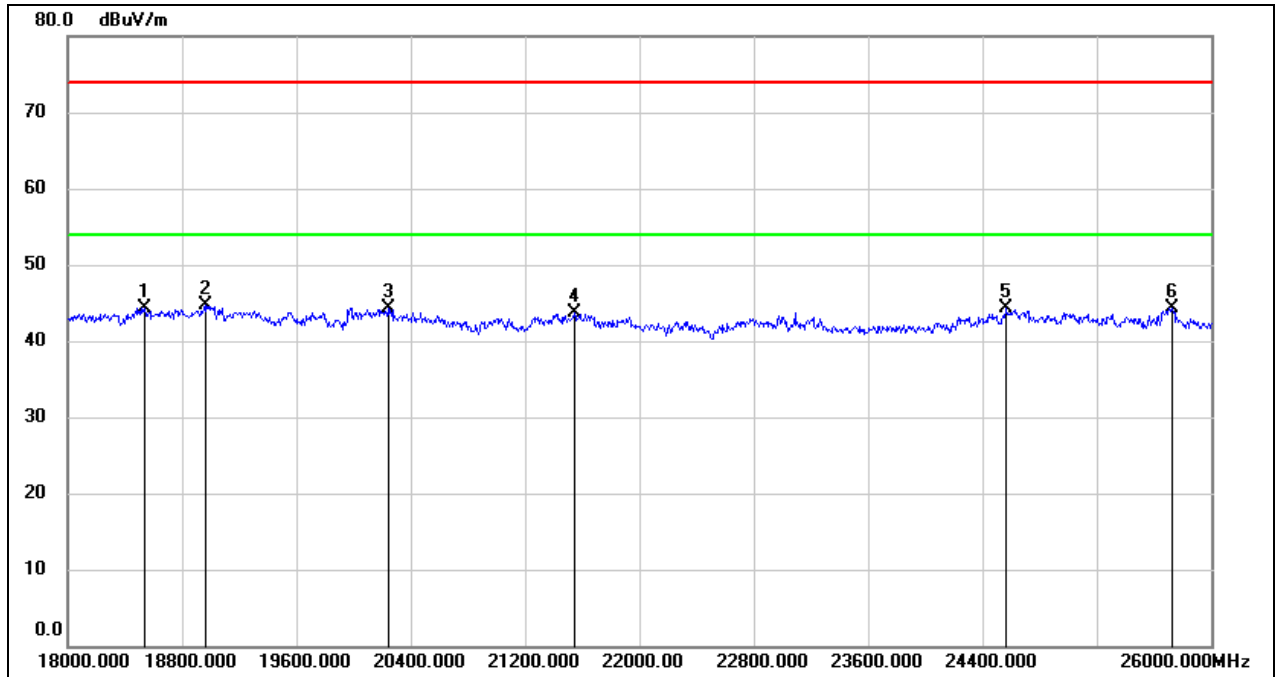
8.5. SPURIOUS EMISSIONS(18 GHZ~26 GHZ)

Test Mode:	802.11a 20	Channel:	5180
Polarity:	Horizontal	Test Voltage:	AC 120V_60Hz



No.	Frequency (MHz)	Reading (dBuV)	Correct (dB/m)	Result (dBuV/m)	Limit (dBuV/m)	Margin (dB)	Remark
1	18128.000	49.82	-5.47	44.35	74.00	-29.65	peak
2	19392.000	49.62	-5.57	44.05	74.00	-29.95	peak
3	20016.000	49.56	-5.47	44.09	74.00	-29.91	peak
4	21600.000	48.52	-4.54	43.98	74.00	-30.02	peak
5	23136.000	47.93	-3.40	44.53	74.00	-29.47	peak
6	25072.000	46.17	-1.97	44.20	74.00	-29.80	peak

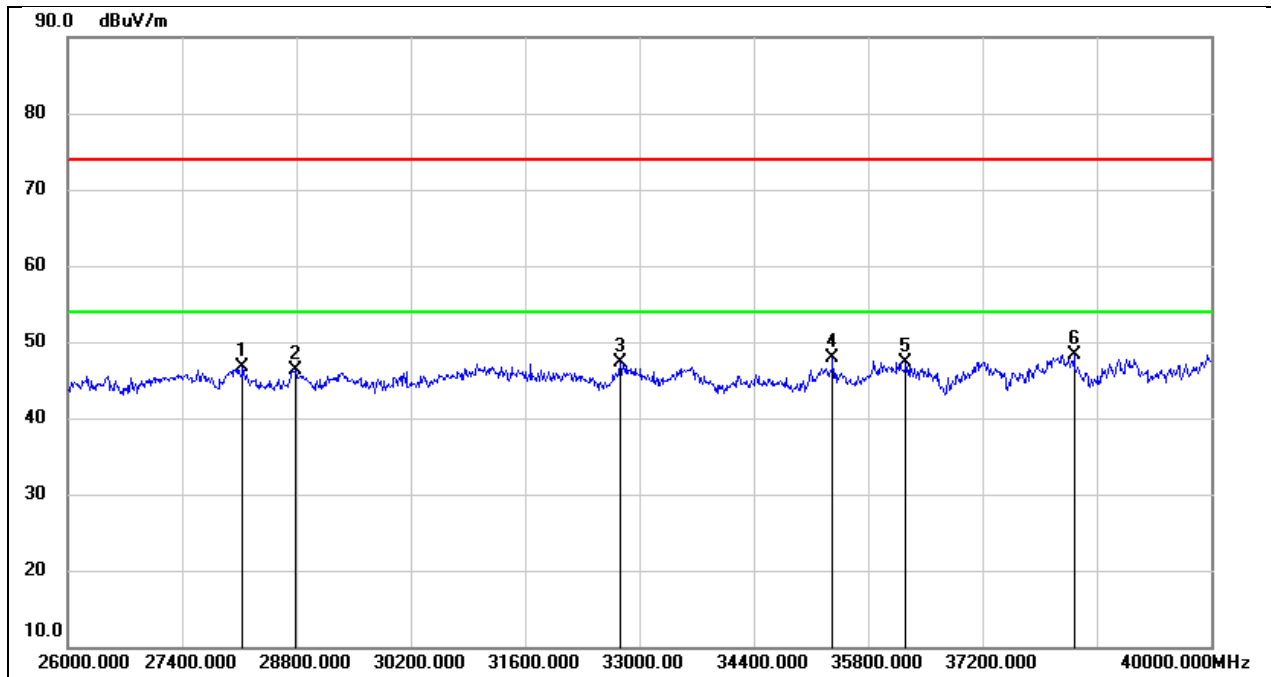
Test Mode:	802.11a 20	Channel:	5180
Polarity:	Vertical	Test Voltage:	AC 120V_60Hz



No.	Frequency (MHz)	Reading (dBuV)	Correct (dB/m)	Result (dBuV/m)	Limit (dBuV/m)	Margin (dB)	Remark
1	18536.000	49.60	-5.27	44.33	74.00	-29.67	peak
2	18960.000	50.01	-5.25	44.76	74.00	-29.24	peak
3	20240.000	49.82	-5.61	44.21	74.00	-29.79	peak
4	21544.000	48.26	-4.63	43.63	74.00	-30.37	peak
5	24568.000	46.60	-2.33	44.27	74.00	-29.73	peak
6	25728.000	45.11	-0.72	44.39	74.00	-29.61	peak

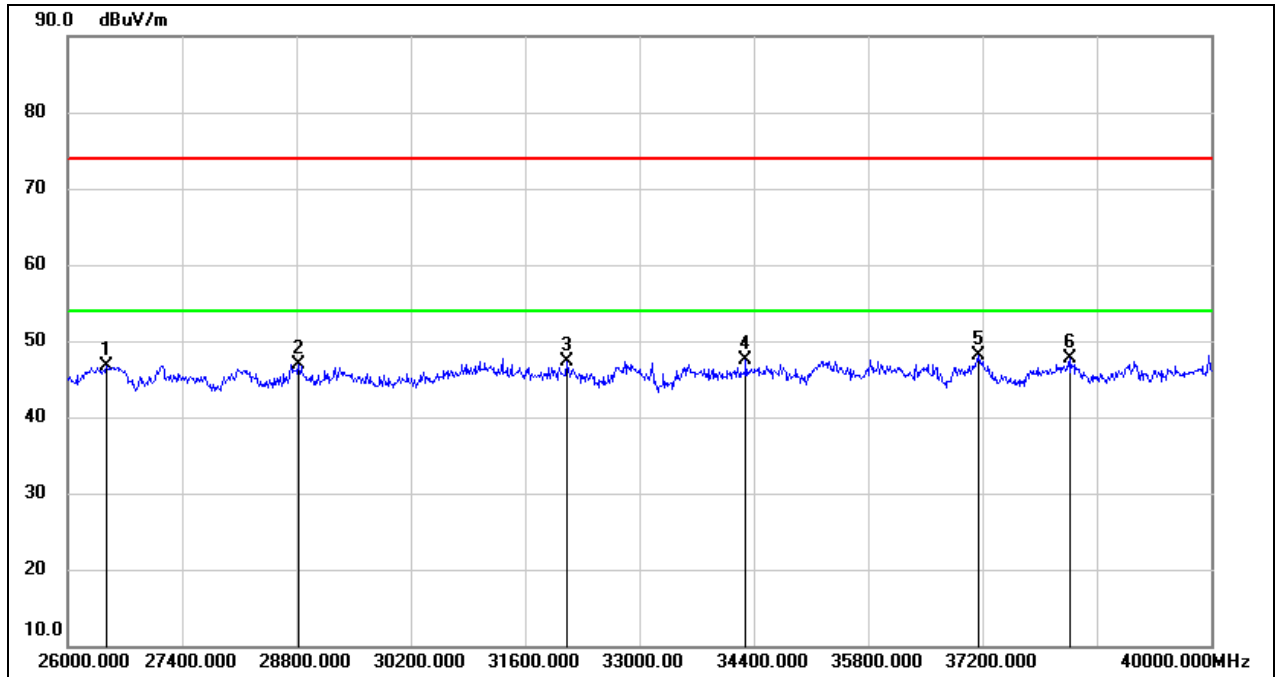
8.6. SPURIOUS EMISSIONS(26 GHZ~40 GHZ)

Test Mode:	802.11a 20	Channel:	5180
Polarity:	Horizontal	Test Voltage:	AC 120V_60Hz



No.	Frequency (MHz)	Reading (dBuV)	Correct (dB/m)	Result (dBuV/m)	Limit (dBuV/m)	Margin (dB)	Remark
1	28142.000	49.74	-3.12	46.62	74.00	-27.38	peak
2	28786.000	46.99	-0.64	46.35	74.00	-27.65	peak
3	32762.000	48.45	-1.21	47.24	74.00	-26.76	peak
4	35366.000	45.40	2.59	47.99	74.00	-26.01	peak
5	36262.000	44.10	3.28	47.38	74.00	-26.62	peak
6	38320.000	44.56	3.77	48.33	74.00	-25.67	peak

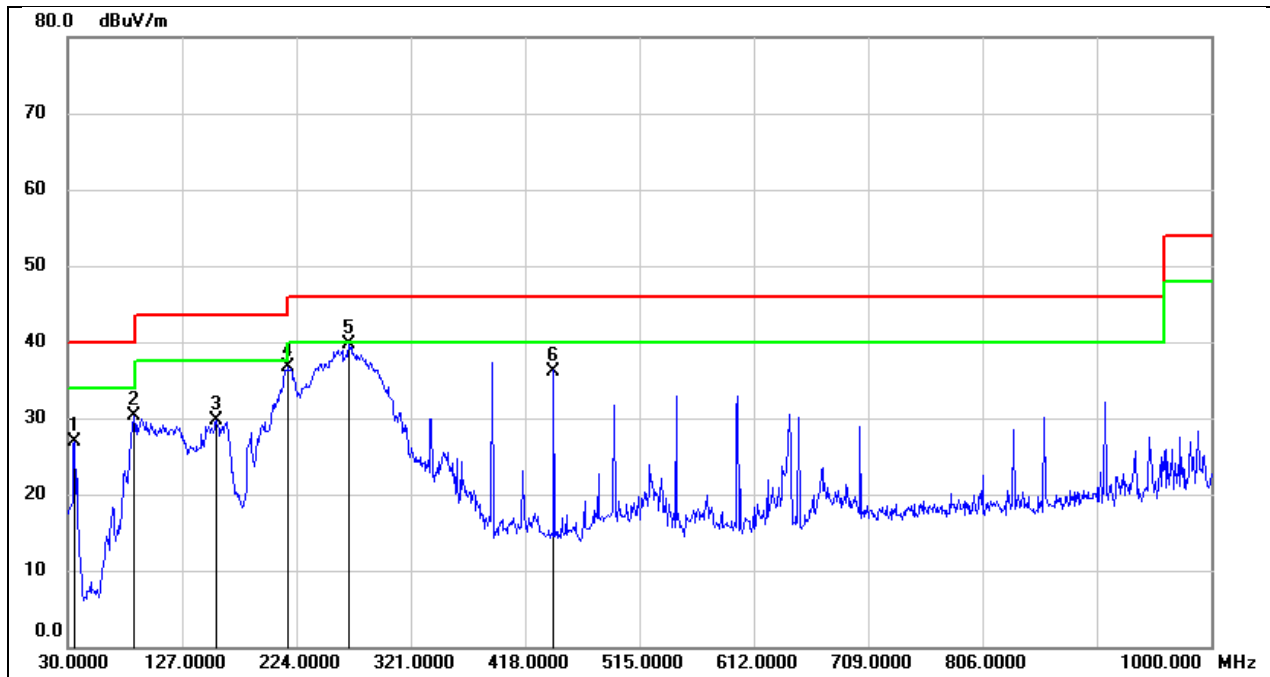
Test Mode:	802.11a 20	Channel:	5180
Polarity:	Vertical	Test Voltage:	AC 120V_60Hz



No.	Frequency (MHz)	Reading (dBuV)	Correct (dB/m)	Result (dBuV/m)	Limit (dBuV/m)	Margin (dB)	Remark
1	26476.000	51.53	-4.78	46.75	74.00	-27.25	peak
2	28828.000	47.63	-0.79	46.84	74.00	-27.16	peak
3	32104.000	48.99	-1.75	47.24	74.00	-26.76	peak
4	34302.000	46.45	1.10	47.55	74.00	-26.45	peak
5	37158.000	44.84	3.17	48.01	74.00	-25.99	peak
6	38278.000	43.82	3.82	47.64	74.00	-26.36	peak

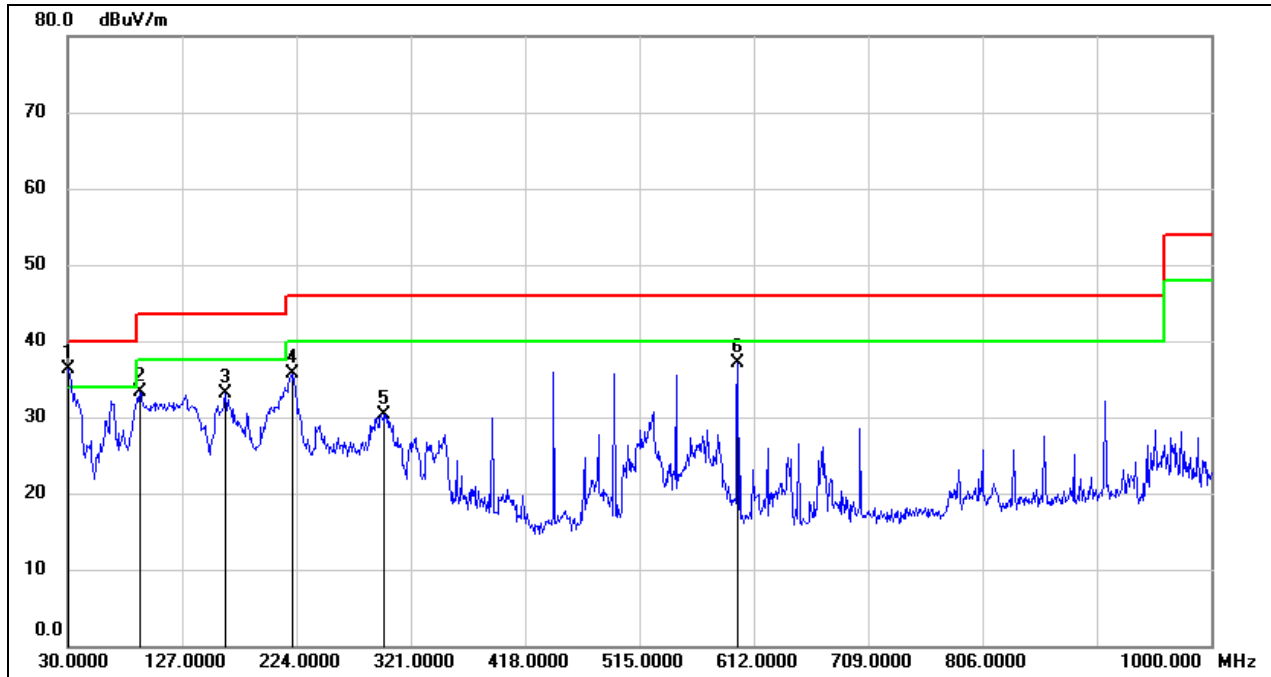
8.7. SPURIOUS EMISSIONS(30 MHZ~1 GHZ)

Test Mode:	802.11a 20	Channel:	5180
Polarity:	Horizontal	Test Voltage:	AC 120V_60Hz



No.	Frequency (MHz)	Reading (dBuV)	Correct (dB/m)	Result (dBuV/m)	Limit (dBuV/m)	Margin (dB)	Remark
1	35.8200	45.97	-19.15	26.82	40.00	-13.18	QP
2	86.2600	52.18	-21.95	30.23	40.00	-9.77	QP
3	156.1000	47.51	-17.88	29.63	43.50	-13.87	QP
4	217.2100	54.10	-17.36	36.74	46.00	-9.26	QP
5	268.6200	57.35	-17.61	39.74	46.00	-6.26	QP
6	442.2500	48.14	-11.94	36.20	46.00	-9.80	QP

Test Mode:	802.11a 20	Channel:	5180
Polarity:	Vertical	Test Voltage:	AC 120V_60Hz



No.	Frequency (MHz)	Reading (dBuV)	Correct (dB/m)	Result (dBuV/m)	Limit (dBuV/m)	Margin (dB)	Remark
1	30.9700	54.76	-18.40	36.36	40.00	-3.64	QP
2	91.1100	55.42	-22.06	33.36	43.50	-10.14	QP
3	163.8600	50.49	-17.31	33.18	43.50	-10.32	QP
4	221.0900	53.23	-17.54	35.69	46.00	-10.31	QP
5	297.7200	45.78	-15.43	30.35	46.00	-15.65	QP
6	598.4200	46.39	-9.30	37.09	46.00	-8.91	QP

9. AC POWER LINE CONDUCTED EMISSION

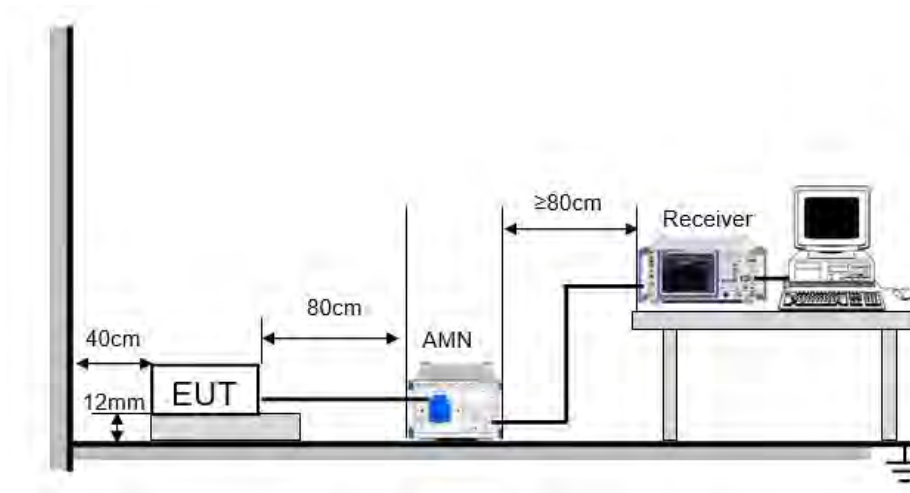
LIMITS

Please refer to CFR 47 FCC §15.207 (a) and ISED RSS-Gen Clause 8.8

FREQUENCY (MHz)	Quasi-peak	Average
0.15 -0.5	66 - 56 *	56 - 46 *
0.50 -5.0	56.00	46.00
5.0 -30.0	60.00	50.00

TEST SETUP AND PROCEDURE

Refer to ANSI C63.10-2013 clause 6.2.



The EUT is put on a table of non-conducting material that is 12 mm high. The vertical conducting wall of shielding is located 40 cm to the rear of the EUT. The power line of the EUT is connected to the AC mains through a Artificial Mains Network (A.M.N.). A EMI Measurement Receiver (R&S Test Receiver ESR3) is used to test the emissions from both sides of AC line. According to the requirements in Section 6.2 of ANSI C63.10-2013. Conducted emissions from the EUT measured in the frequency range between 0.15 MHz and 30 MHz using CISPR Quasi-Peak and average detector mode. The bandwidth of EMI test receiver is set at 9 kHz.

The arrangement of the equipment is installed to meet the standards and operating in a manner, which tends to maximize its emission characteristics in a normal application.

TEST ENVIRONMENT

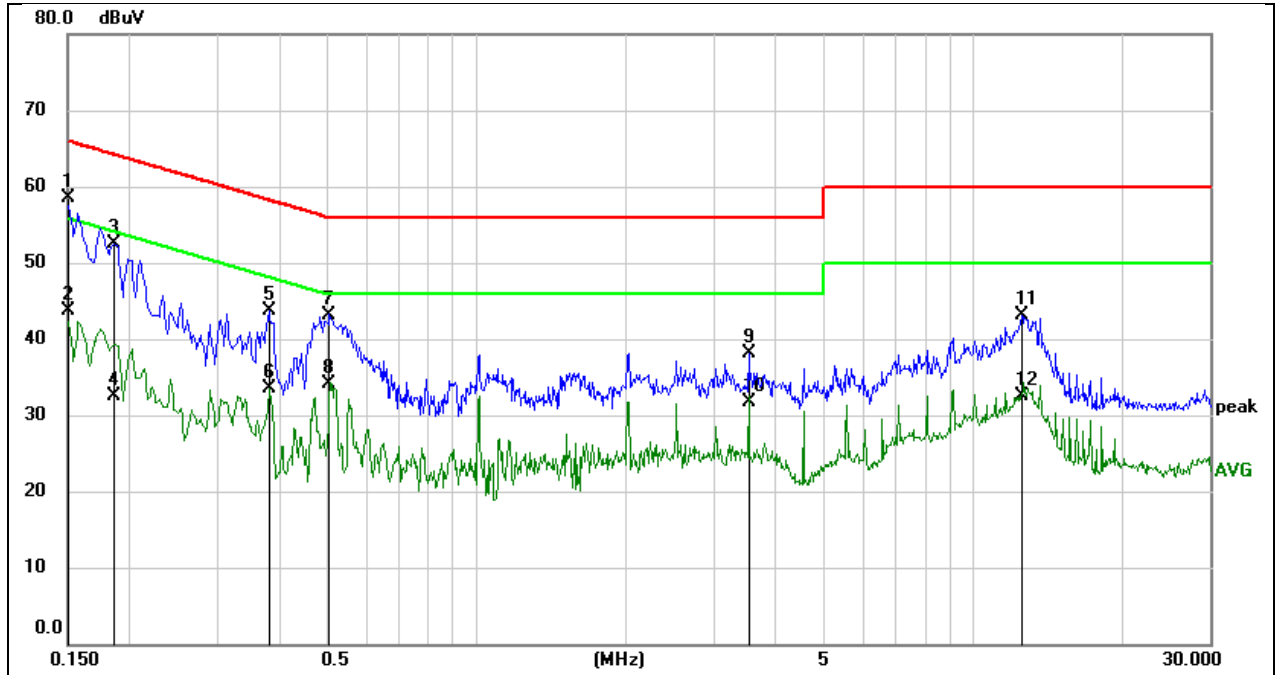
Temperature	25.2°C	Relative Humidity	57%
Atmosphere Pressure	101kPa	Test Voltage	AC 120 V, 60 Hz

TEST DATE / ENGINEER

Test Date	May 26, 2023	Test By	Wite Chen
-----------	--------------	---------	-----------

TEST RESULTS

Test Mode:	802.11a20	Channel:	5180
Line:	Line	Test Voltage:	AC 120 V, 60 Hz



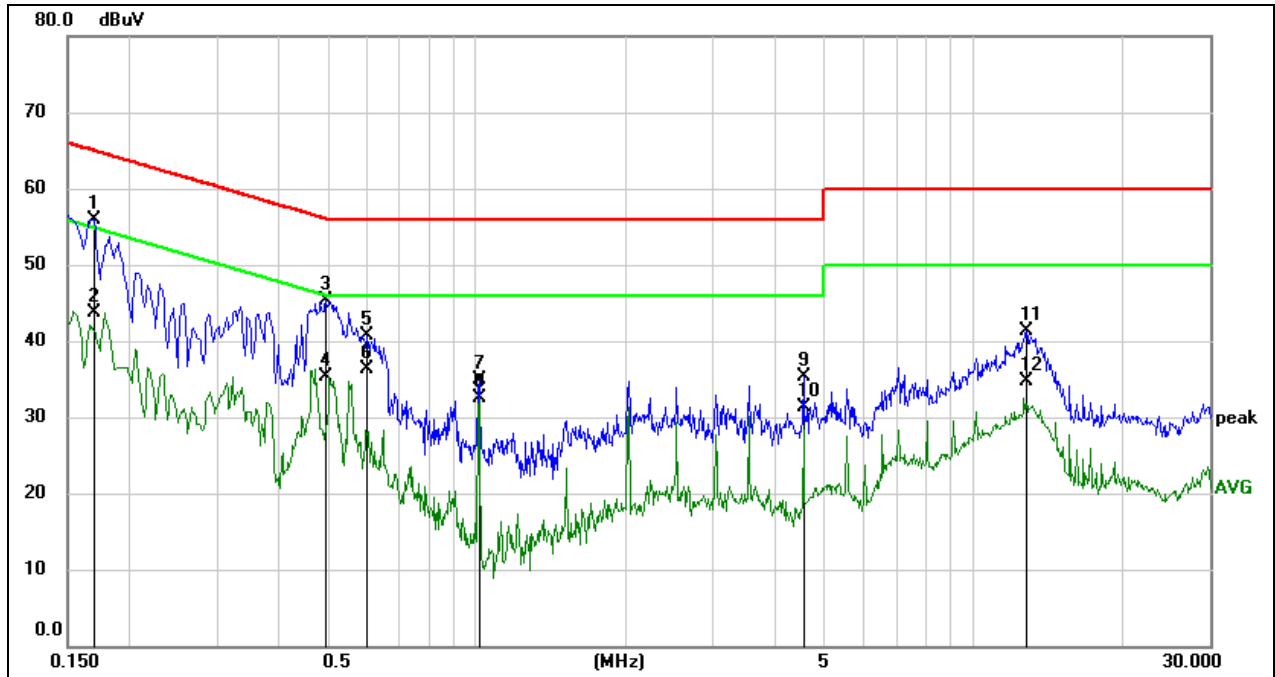
No.	Frequency (MHz)	Reading (dBuV)	Correct (dB)	Result (dBuV)	Limit (dBuV)	Margin (dB)	Remark
1	0.1500	48.98	9.49	58.47	66.00	-7.53	QP
2	0.1500	34.13	9.49	43.62	56.00	-12.38	AVG
3	0.1859	43.02	9.56	52.58	64.22	-11.64	QP
4	0.1859	22.85	9.56	32.41	54.22	-21.81	AVG
5	0.3820	34.15	9.53	43.68	58.24	-14.56	QP
6	0.3820	24.05	9.53	33.58	48.24	-14.66	AVG
7	0.5060	33.70	9.50	43.20	56.00	-12.80	QP
8	0.5060	24.70	9.50	34.20	46.00	-11.80	AVG
9	3.5419	28.53	9.61	38.14	56.00	-17.86	QP
10	3.5419	22.01	9.61	31.62	46.00	-14.38	AVG
11	12.5419	33.51	9.66	43.17	60.00	-16.83	QP
12	12.5419	22.82	9.66	32.48	50.00	-17.52	AVG

Note:

1. Result = Reading + Correct Factor.
2. If QP Result complies with AV limit, AV Result is deemed to comply with AV limit.
3. Test setup: RBW: 200 Hz (9 kHz ~ 150 kHz), 9 kHz (150 kHz ~ 30 MHz).
4. Step size: 80 Hz (0.009 MHz ~ 0.15 MHz), 4 kHz (0.15 MHz ~ 30 MHz), Scan time: auto.

Note: All the modes have been tested, only the worst data was recorded in the report.

Test Mode:	802.11a20	Channel:	5180
Line:	Neutral	Test Voltage:	AC 120 V, 60 Hz



No.	Frequency (MHz)	Reading (dBuV)	Correct (dB)	Result (dBuV)	Limit (dBuV)	Margin (dB)	Remark
1	0.1700	46.44	9.53	55.97	64.96	-8.99	QP
2	0.1700	34.10	9.53	43.63	54.96	-11.33	AVG
3	0.4979	35.77	9.50	45.27	56.03	-10.76	QP
4	0.4979	25.78	9.50	35.28	46.03	-10.75	AVG
5	0.6019	31.25	9.50	40.75	56.00	-15.25	QP
6	0.6019	26.72	9.50	36.22	46.00	-9.78	AVG
7	1.0140	25.41	9.51	34.92	56.00	-21.08	QP
8	1.0140	23.01	9.51	32.52	46.00	-13.48	AVG
9	4.5579	25.69	9.61	35.30	56.00	-20.70	QP
10	4.5579	21.73	9.61	31.34	46.00	-14.66	AVG
11	12.8139	31.59	9.66	41.25	60.00	-18.75	QP
12	12.8139	25.04	9.66	34.70	50.00	-15.30	AVG

Note:

1. Result = Reading + Correct Factor.
2. If QP Result complies with AV limit, AV Result is deemed to comply with AV limit.
3. Test setup: RBW: 200 Hz (9 kHz ~ 150 kHz), 9 kHz (150 kHz ~ 30 MHz).
4. Step size: 80 Hz (0.009 MHz ~ 0.15 MHz), 4 kHz (0.15 MHz ~ 30 MHz), Scan time: auto.

Note: All the modes have been tested, only the worst data was recorded in the report.

10. ANTENNA REQUIREMENT

REQUIREMENT

Please refer to FCC part 15.203

An intentional radiator shall be designed to ensure that no antenna other than that furnished by the responsible party shall be used with the device. The use of a permanently attached antenna or of an antenna that uses a unique coupling to the intentional radiator shall be considered sufficient to comply with the provisions of this section. The manufacturer may design the unit so that a broken antenna can be replaced by the user, but the use of a standard antenna jack or electrical connector is prohibited.

Please refer to FCC part 15.407(a)

For an indoor access point operating in the band 5.15-5.25 GHz, the maximum conducted output power over the frequency band of operation shall not exceed 1 W provided the maximum antenna gain does not exceed 6 dBi. In addition, the maximum power spectral density shall not exceed 17 dBm in any 1 megahertz band. If transmitting antennas of directional gain greater than 6 dBi are used, both the maximum conducted output power and the maximum power spectral density shall be reduced by the amount in dB that the directional gain of the antenna exceeds 6 dBi.

DESCRIPTION

Pass

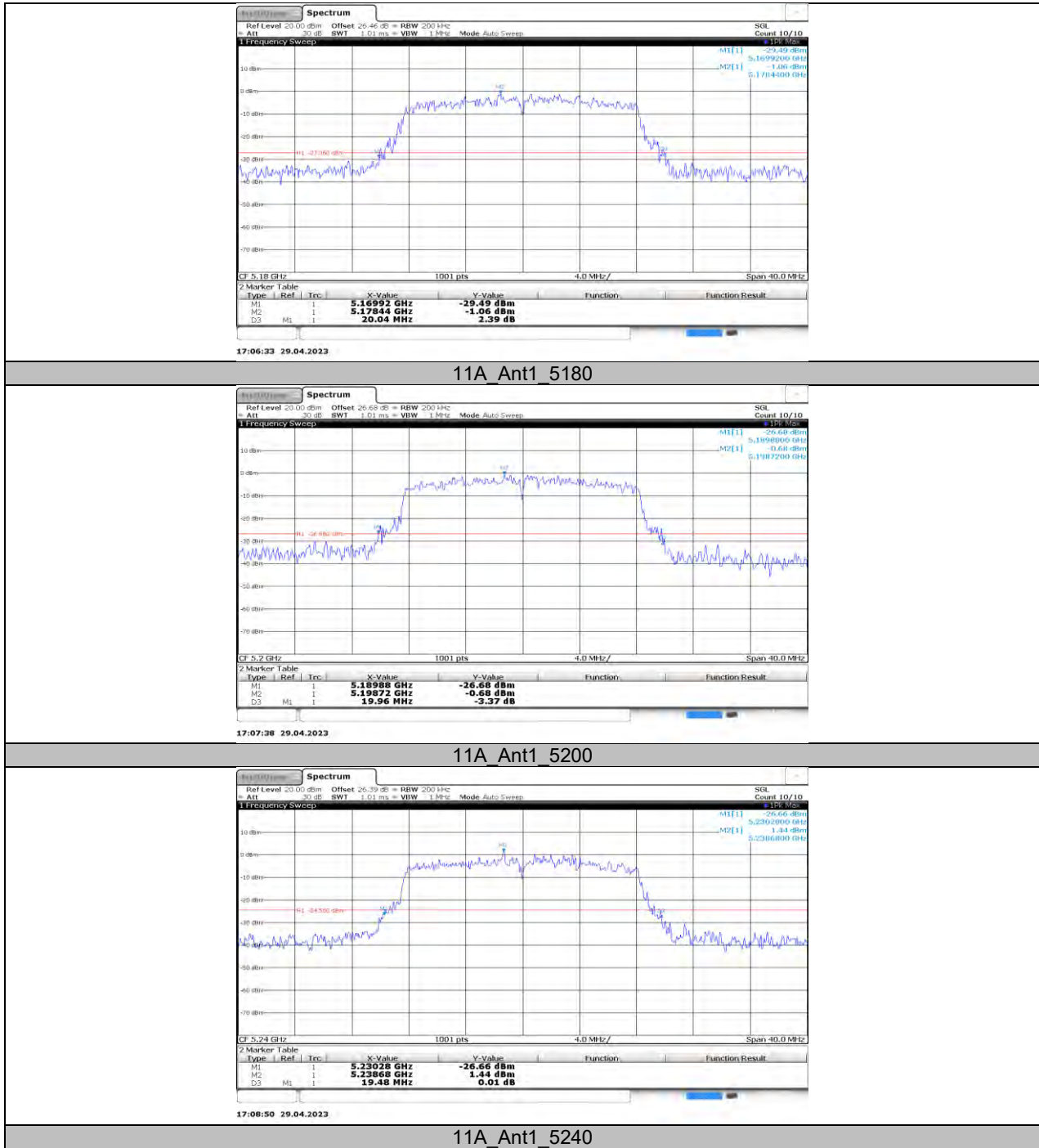
11. TEST DATA

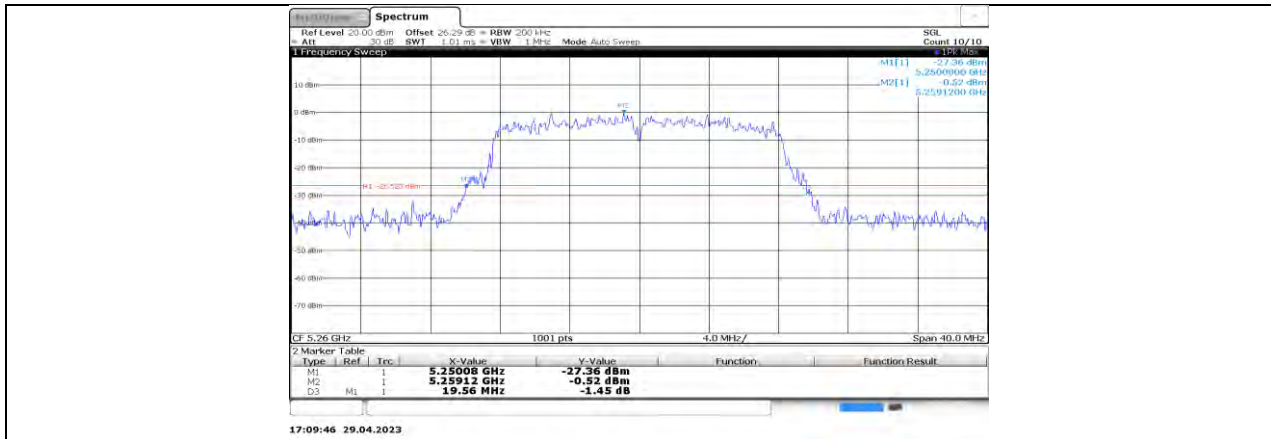
11.1. APPENDIX A1: EMISSION BANDWIDTH

11.1.1. Test Result

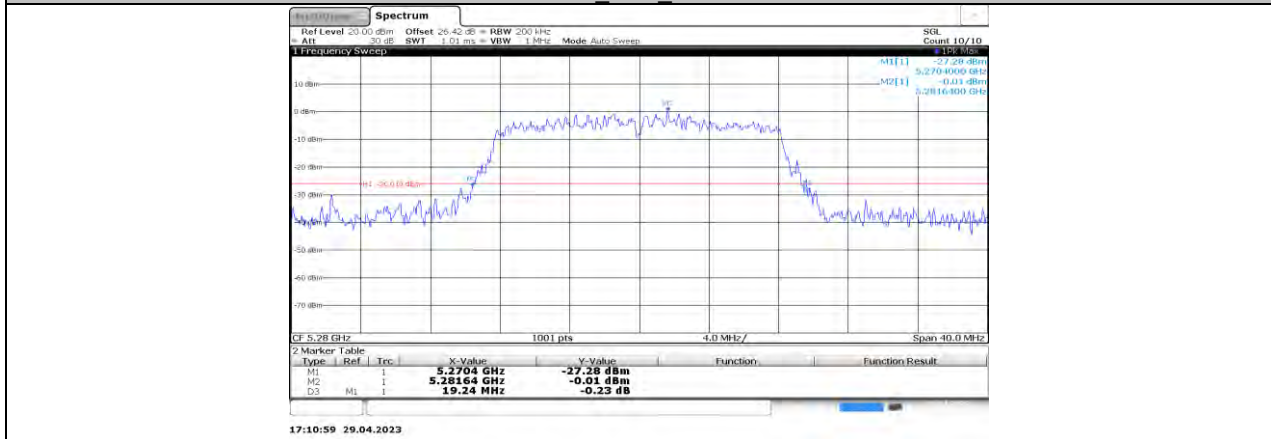
Test Mode	Antenna	Channel	26db EBW [MHz]	FL[MHz]	FH[MHz]	Verdict
11A	Ant1	5180	20.04	5169.92	5189.96	PASS
		5200	19.96	5189.88	5209.84	PASS
		5240	19.48	5230.28	5249.76	PASS
		5260	19.56	5250.08	5269.64	PASS
		5280	19.24	5270.40	5289.64	PASS
		5320	19.72	5310.16	5329.88	PASS
		5500	19.44	5490.40	5509.84	PASS
		5580	19.72	5569.96	5589.68	PASS
		5700	19.76	5689.88	5709.64	PASS
		5720	19.28	5710.48	5729.76	PASS
		5720 UNII-2C	14.52	5710.48	5725	PASS
		5720 UNII-3	4.76	5725	5729.76	PASS
		5745	19.20	5735.28	5754.48	PASS
		5785	19.40	5775.08	5794.48	PASS
		5825	19.44	5815.28	5834.72	PASS
11N20SISO	Ant1	5180	20.32	5169.56	5189.88	PASS
		5200	20.00	5189.72	5209.72	PASS
		5240	19.68	5230.16	5249.84	PASS
		5260	19.80	5250.04	5269.84	PASS
		5280	19.44	5270.20	5289.64	PASS
		5320	19.76	5310.00	5329.76	PASS
		5500	20.28	5489.68	5509.96	PASS
		5580	19.48	5570.00	5589.48	PASS
		5700	20.12	5689.96	5710.08	PASS
		5720	19.88	5710.04	5729.92	PASS
		5720 UNII-2C	14.96	5710.04	5725	PASS
		5720 UNII-3	4.92	5725	5729.92	PASS
		5745	19.72	5735.00	5754.72	PASS
		5785	19.76	5774.96	5794.72	PASS
		5825	20.04	5814.88	5834.92	PASS
11N40SISO	Ant1	5190	40.64	5169.76	5210.40	PASS
		5230	40.48	5209.84	5250.32	PASS
		5270	39.92	5250.00	5289.92	PASS
		5310	41.12	5289.52	5330.64	PASS
		5510	40.24	5490.00	5530.24	PASS
		5550	40.56	5529.60	5570.16	PASS
		5670	40.40	5649.60	5690.00	PASS
		5710	40.24	5689.84	5730.08	PASS
		5710 UNII-2C	35.16	5689.84	5725	PASS
		5710 UNII-3	5.08	5725	5730.08	PASS
		5755	40.16	5734.68	5774.84	PASS
		5795	39.84	5775.40	5815.24	PASS
		11AC80SISO	Ant1	5210	80.00	5170.32
5290	81.12			5249.20	5330.32	PASS
5530	80.48			5489.68	5570.16	PASS
5610	79.52			5570.16	5649.68	PASS
5690	80.64			5649.52	5730.16	PASS
5690 UNII-2C	75.48			5649.52	5725	PASS
5690 UNII-3	5.16			5725	5730.16	PASS
5775	80.16			5734.52	5814.68	PASS

11.1.2. Test Graphs

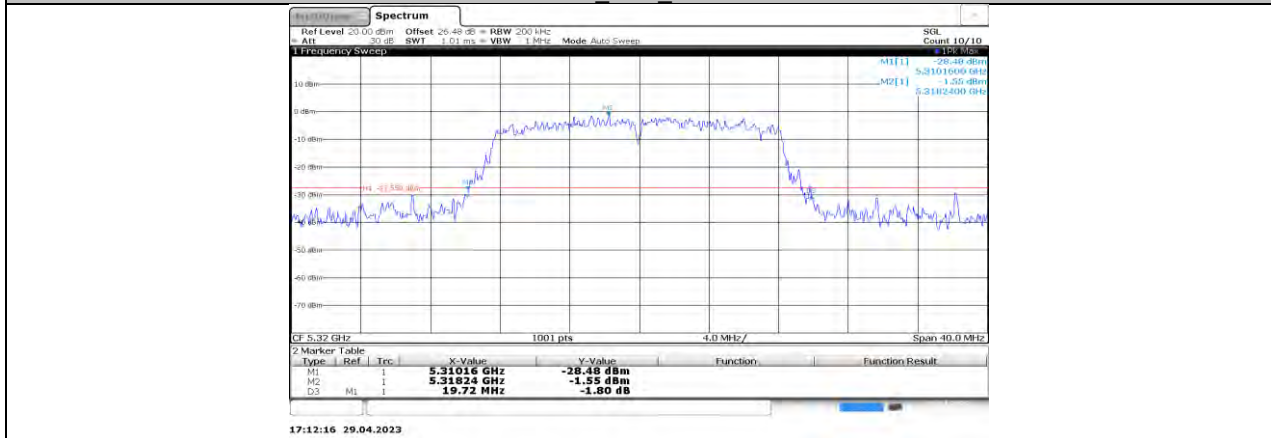




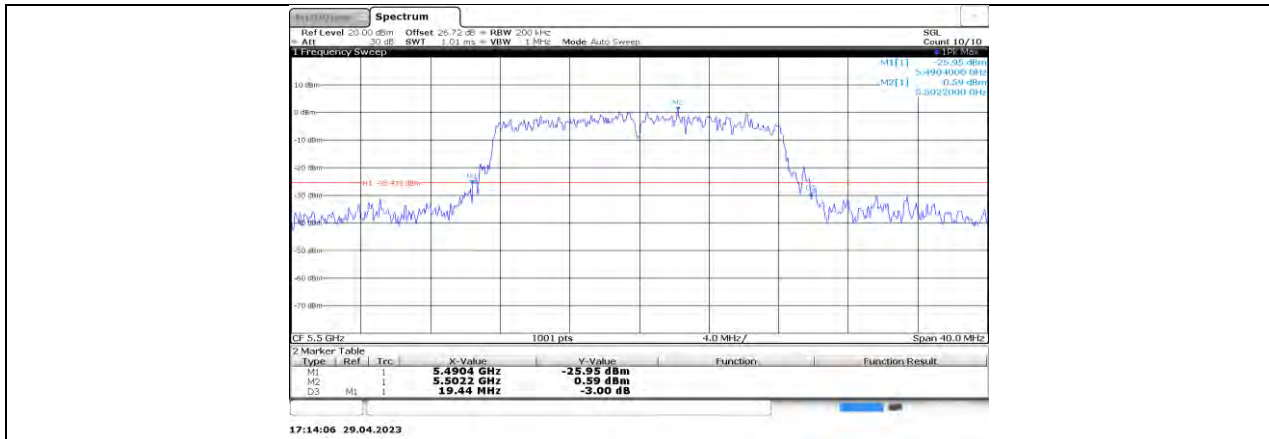
11A Ant1 5260



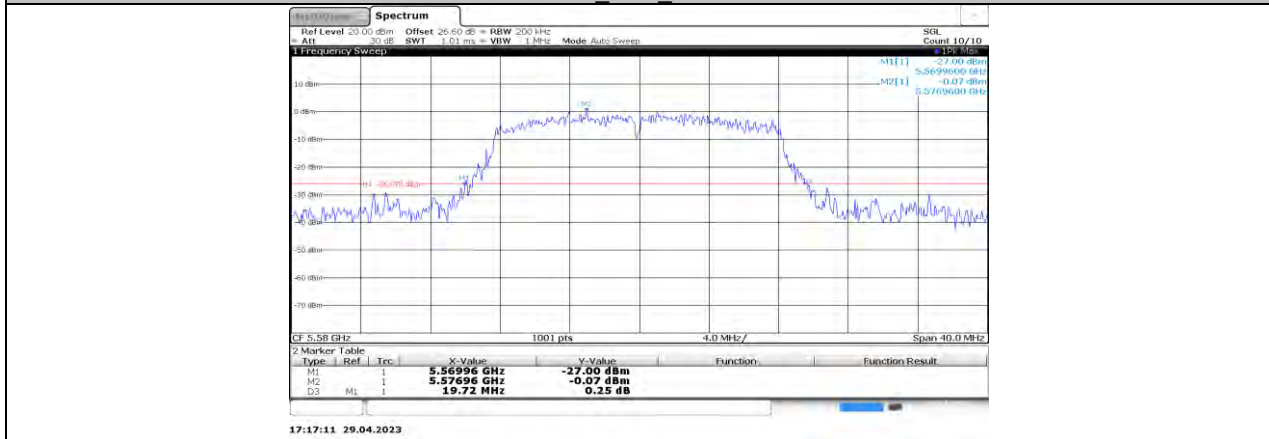
11A Ant1 5280



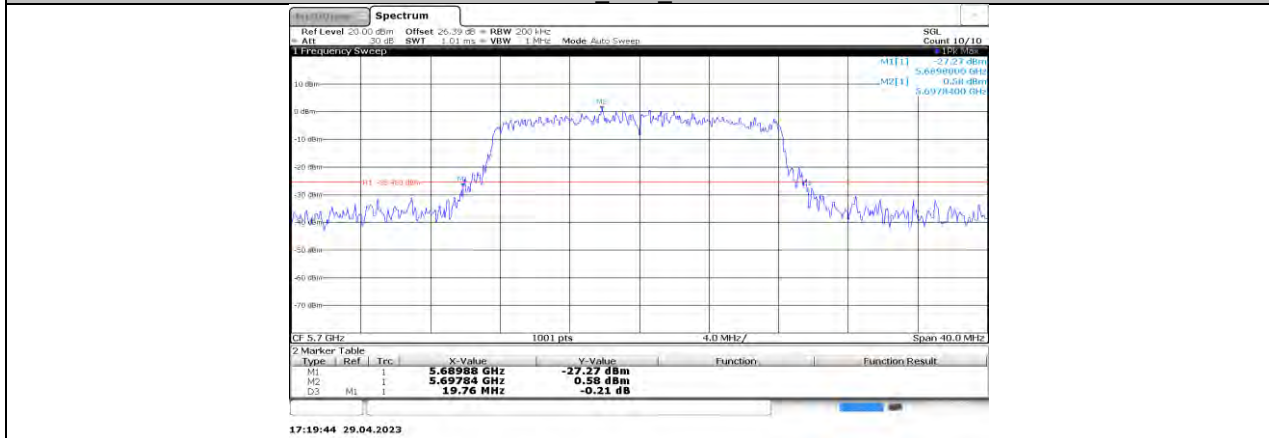
11A Ant1 5320



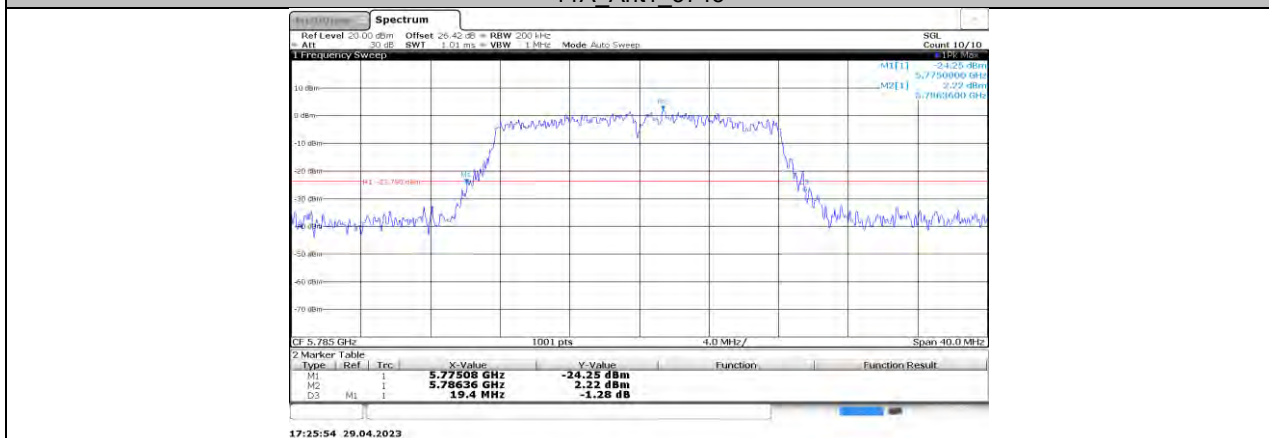
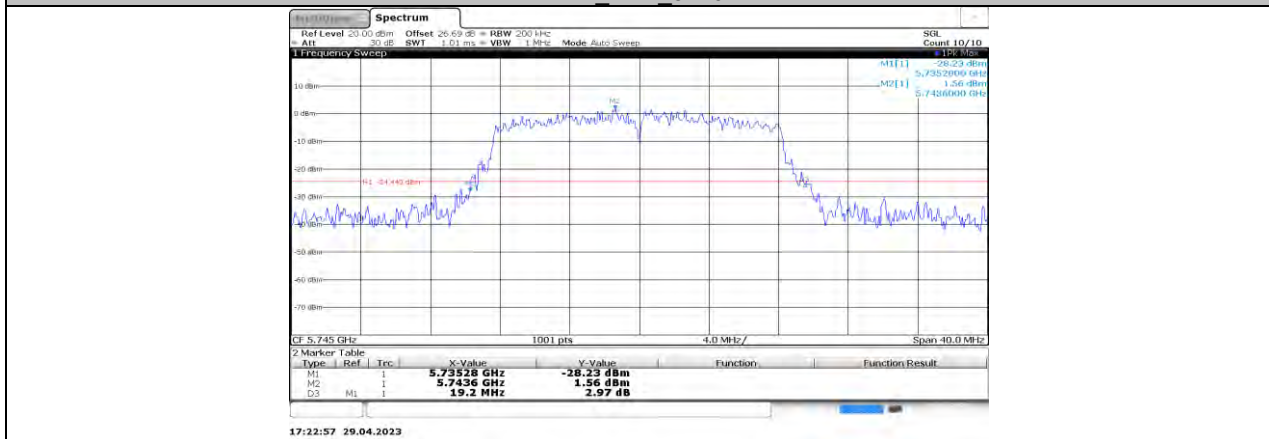
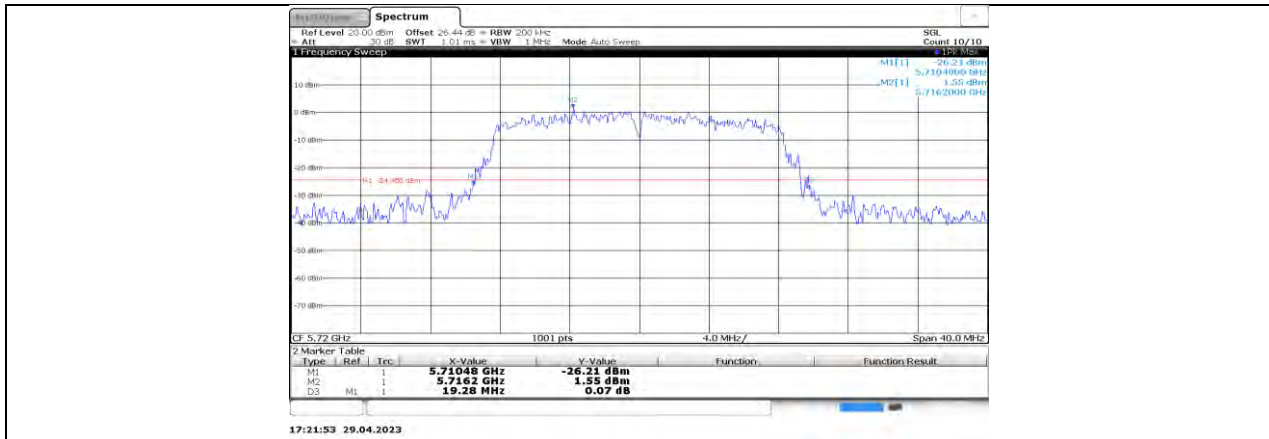
11A Ant1 5500

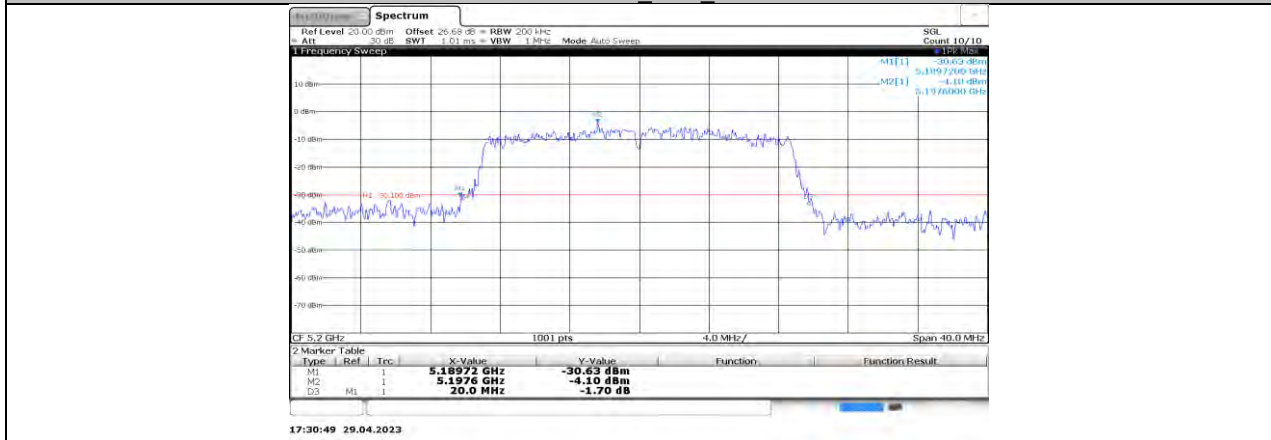
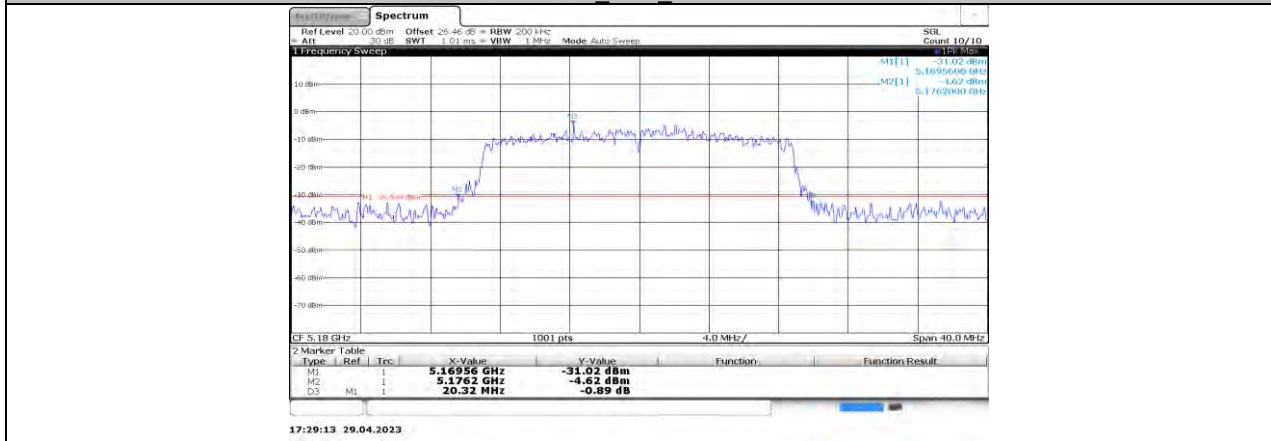
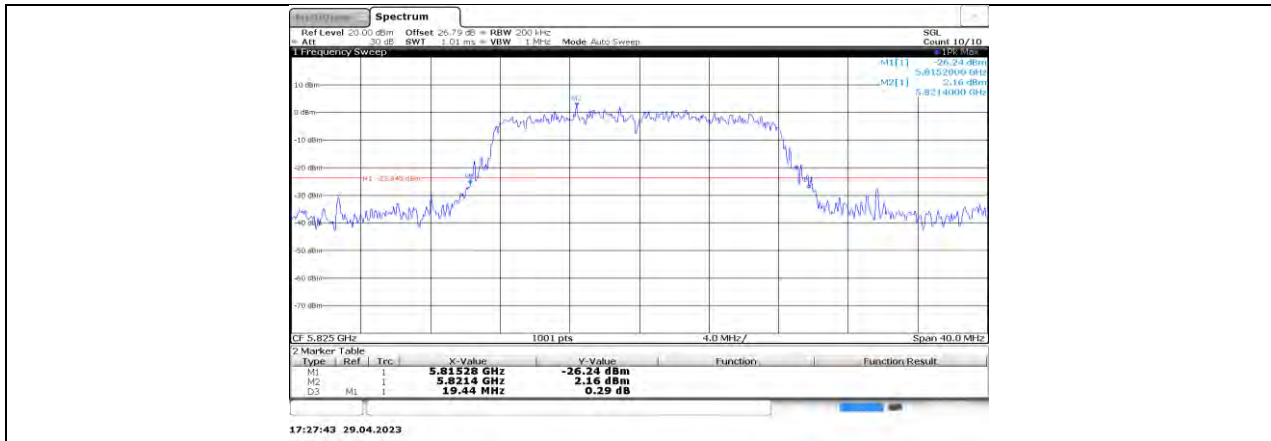


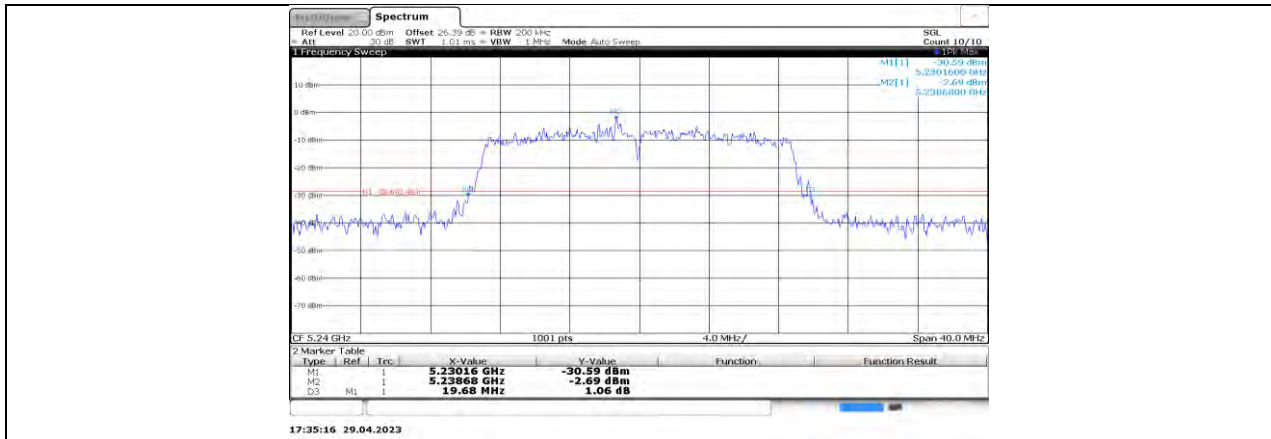
11A Ant1 5580



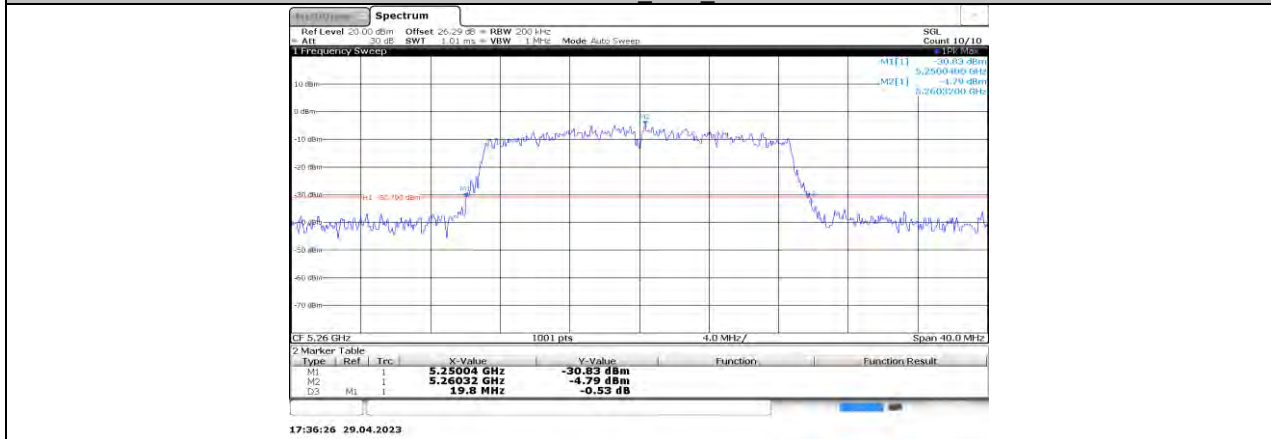
11A Ant1 5700



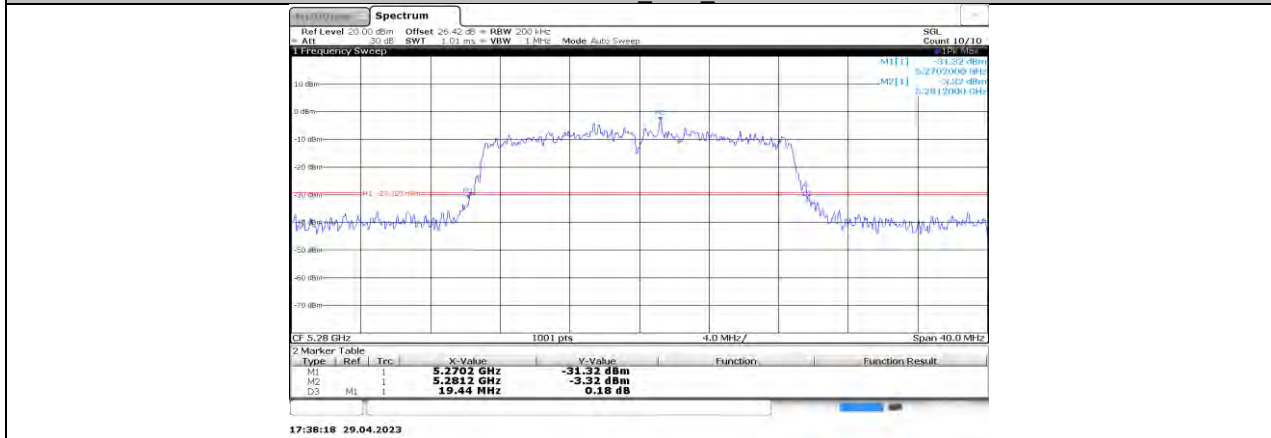




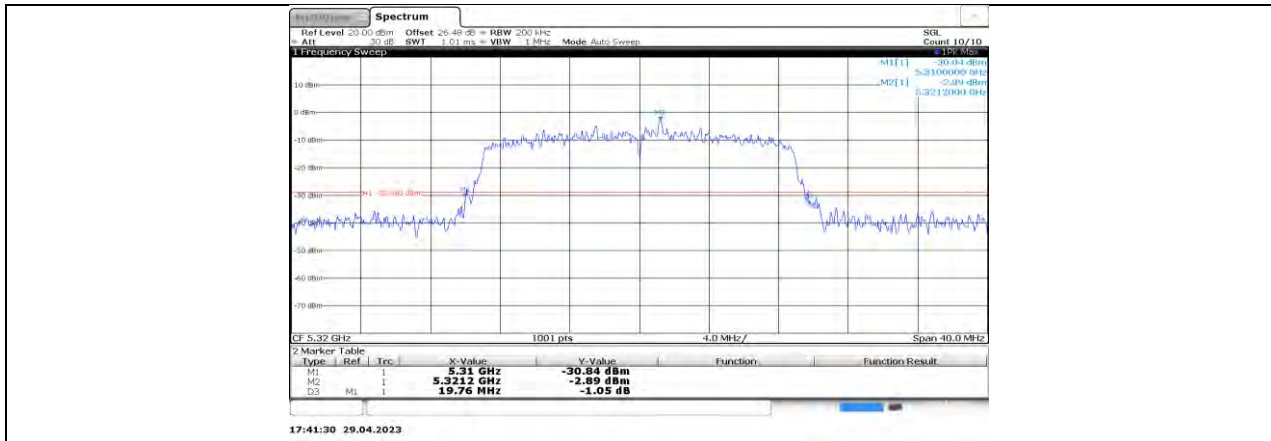
11N20SISO_Ant1_5240



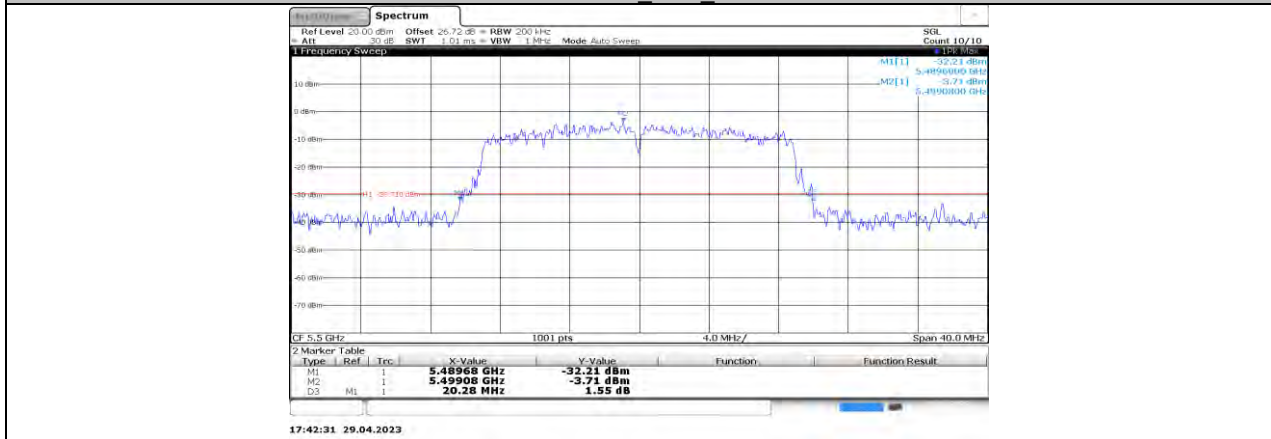
11N20SISO_Ant1_5260



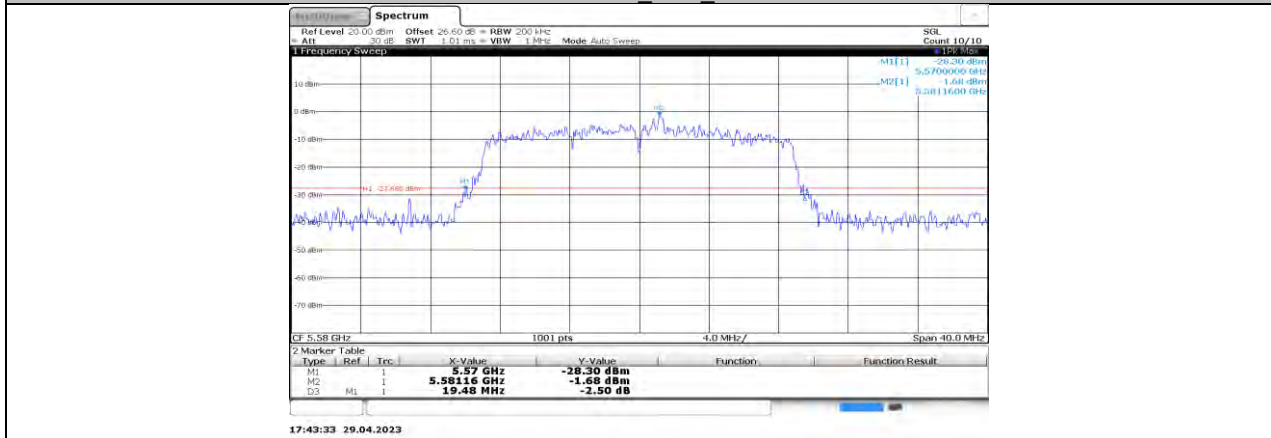
11N20SISO_Ant1_5280



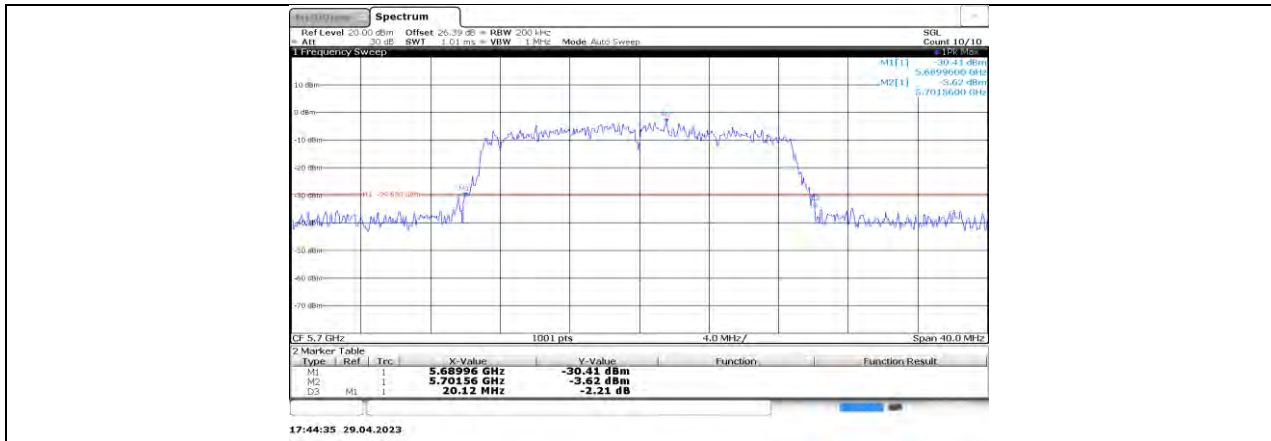
11N20SISO_Ant1_5320



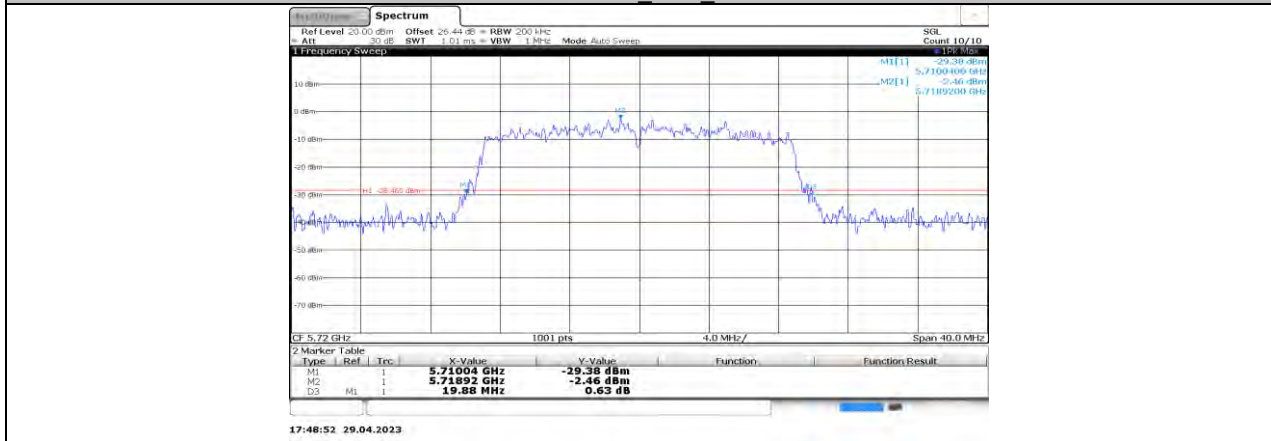
11N20SISO_Ant1_5500



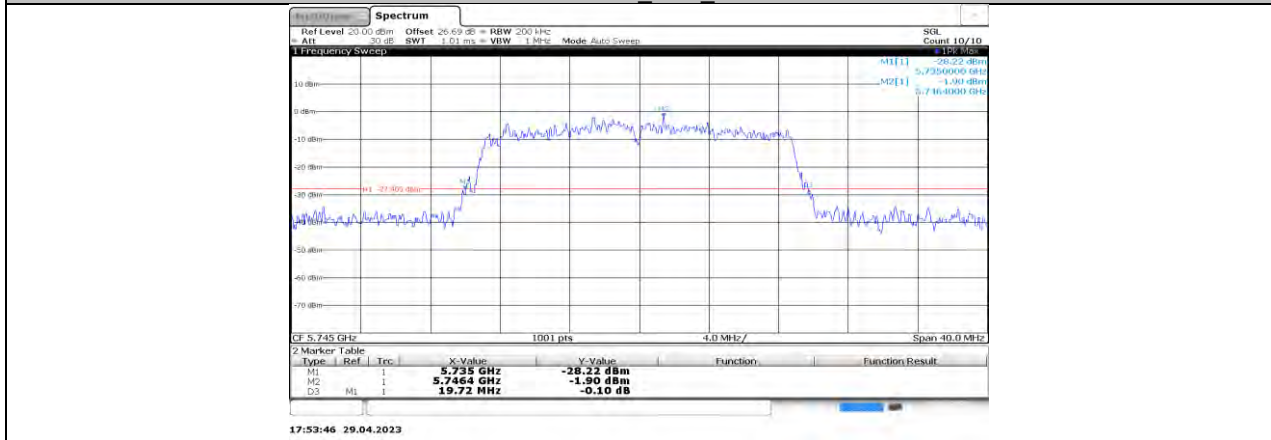
11N20SISO_Ant1_5580



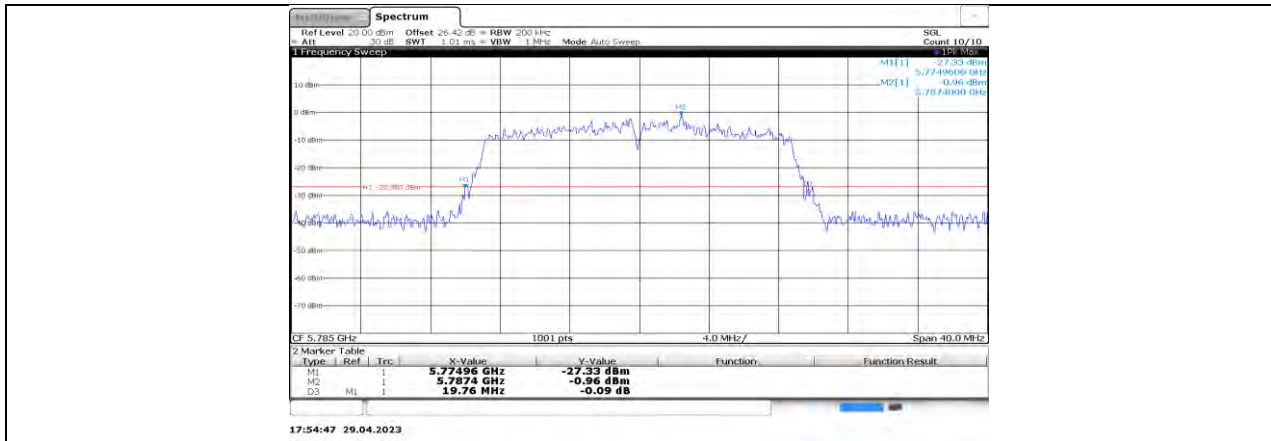
11N20SISO_Ant1_5700



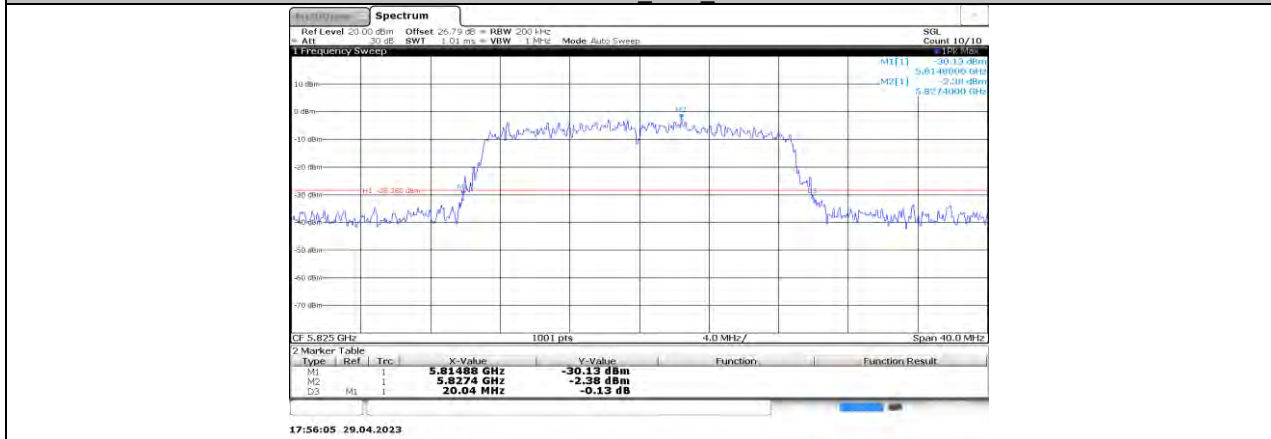
11N20SISO_Ant1_5720



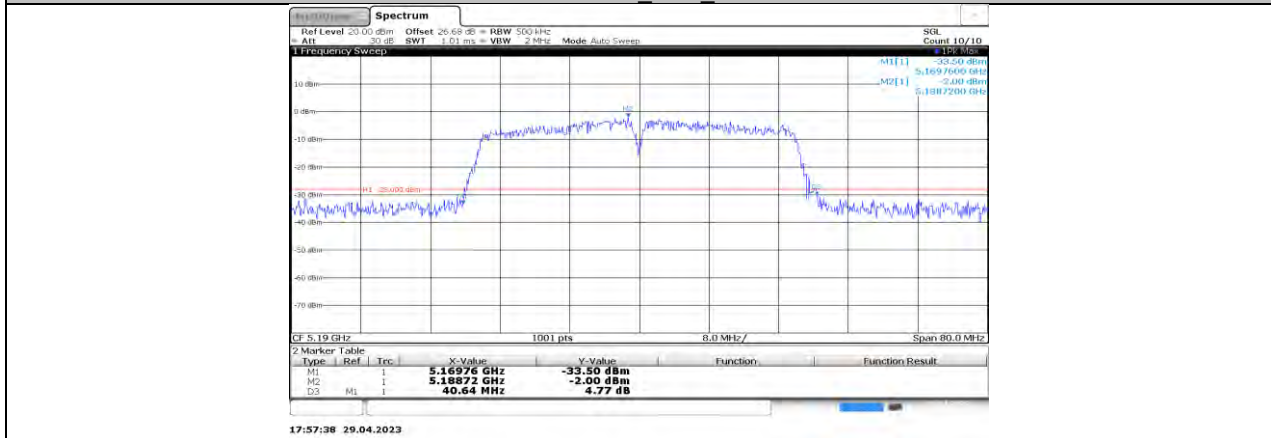
11N20SISO_Ant1_5745



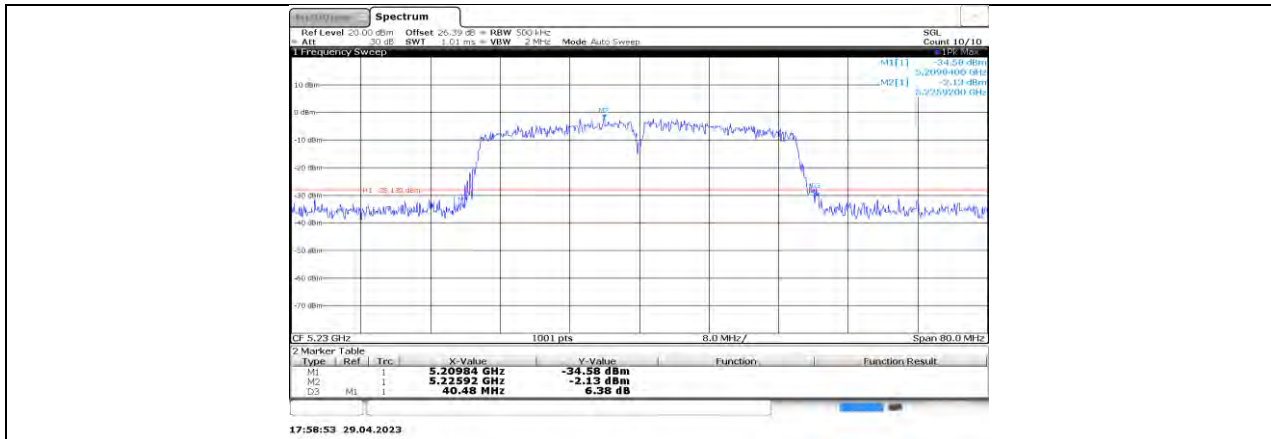
11N20SISO_Ant1_5785



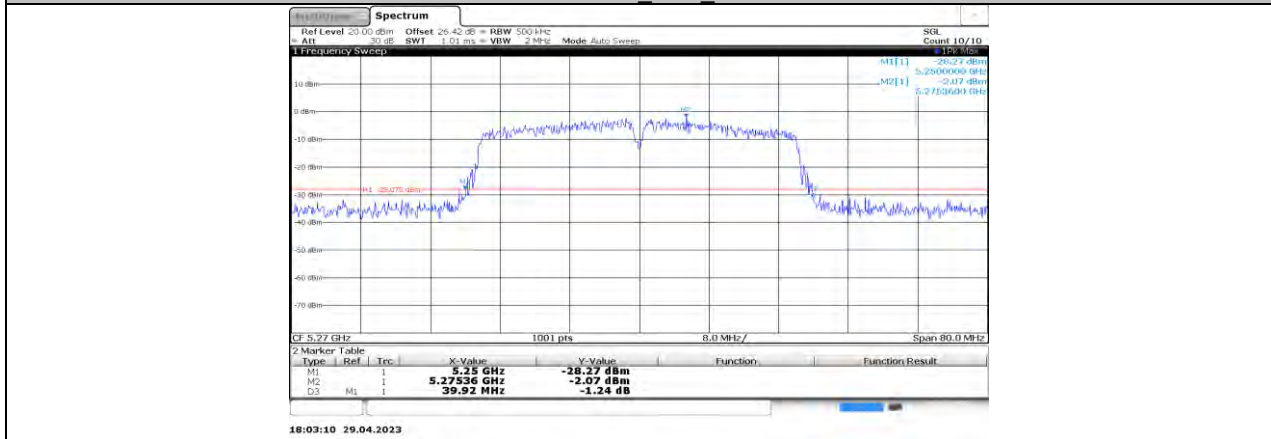
11N20SISO_Ant1_5825



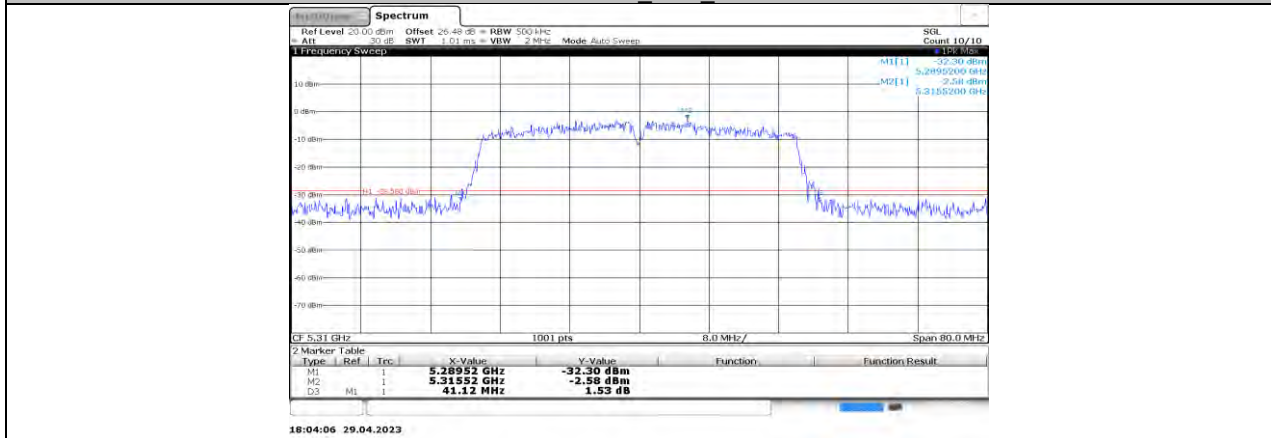
11N40SISO_Ant1_5190



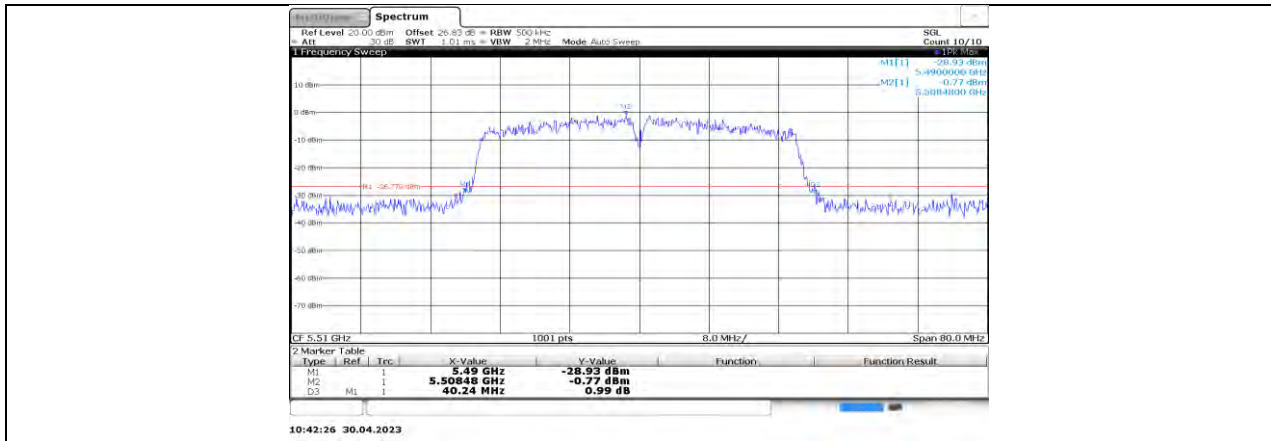
11N40SISO_Ant1_5230



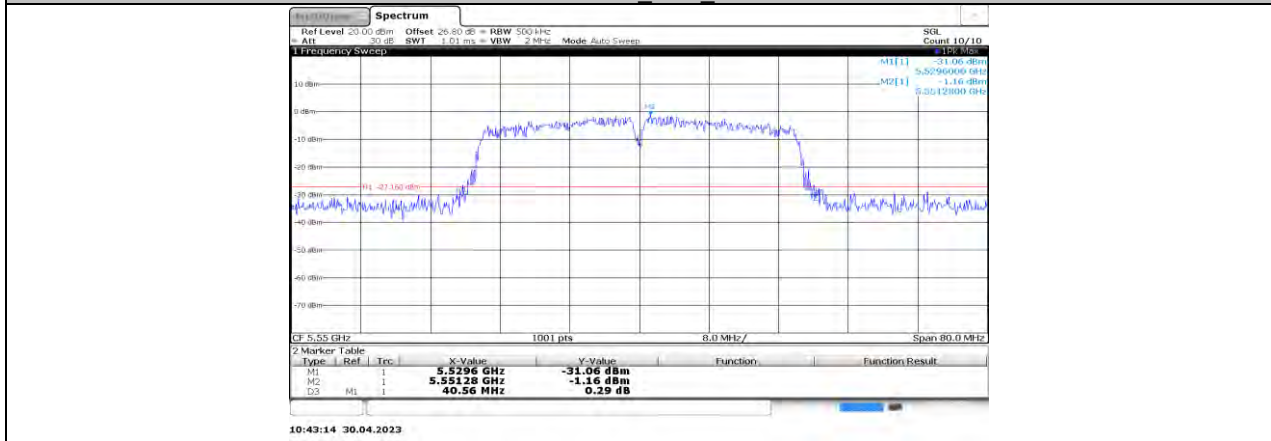
11N40SISO_Ant1_5270



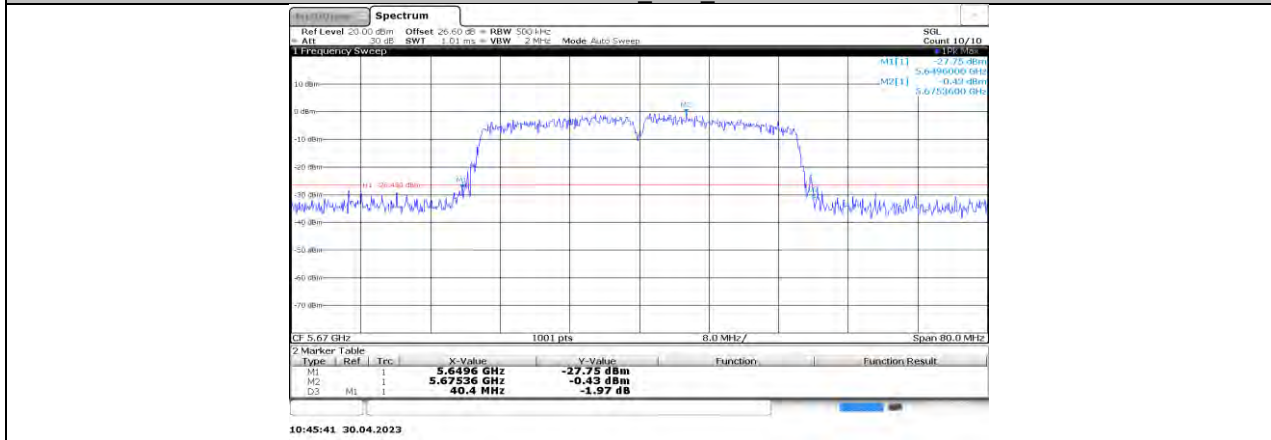
11N40SISO_Ant1_5310



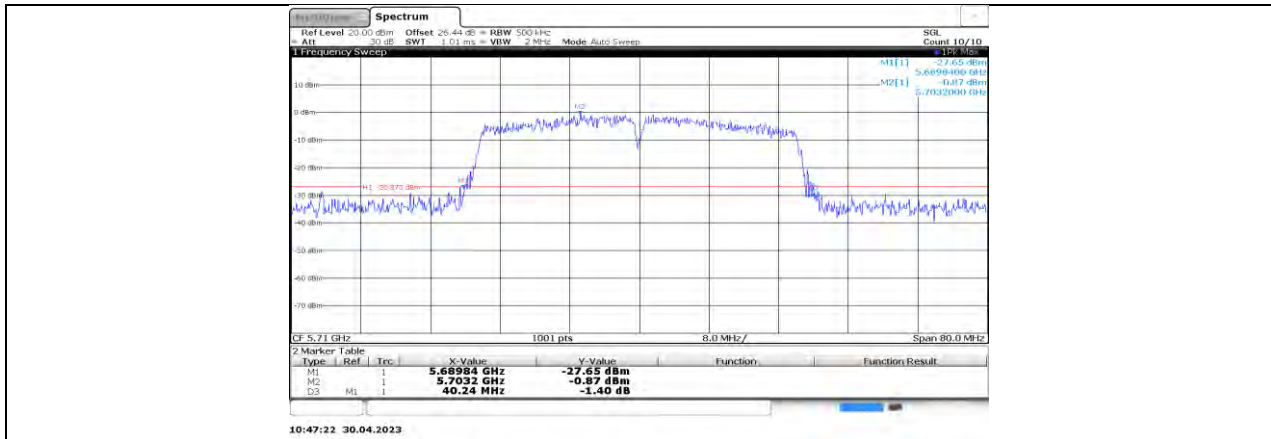
11N40SISO_Ant1_5510



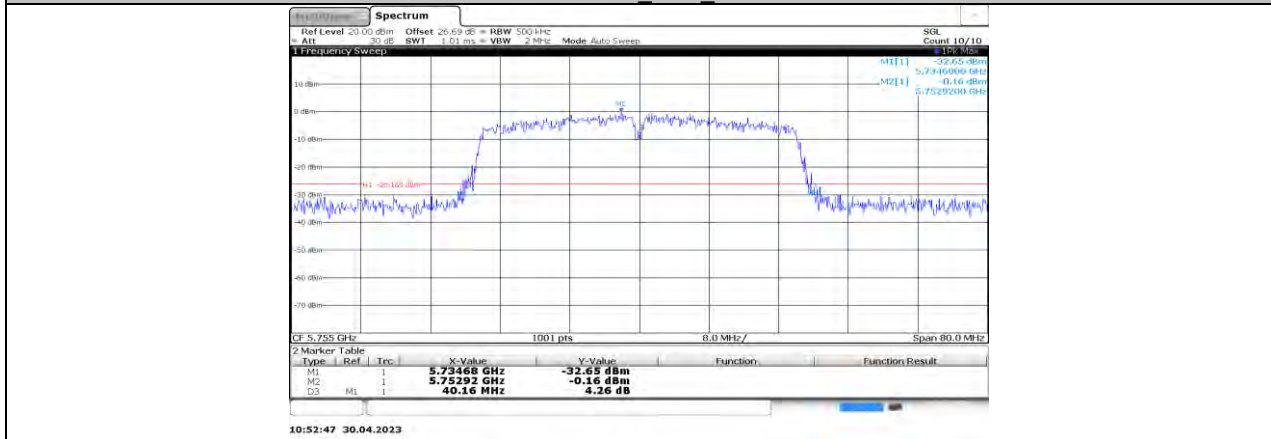
11N40SISO_Ant1_5550



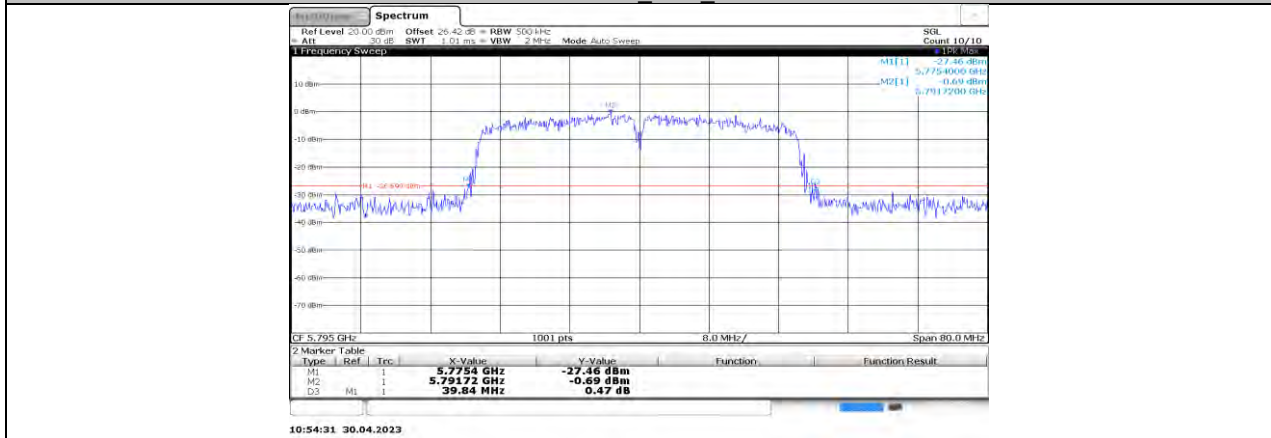
11N40SISO_Ant1_5670



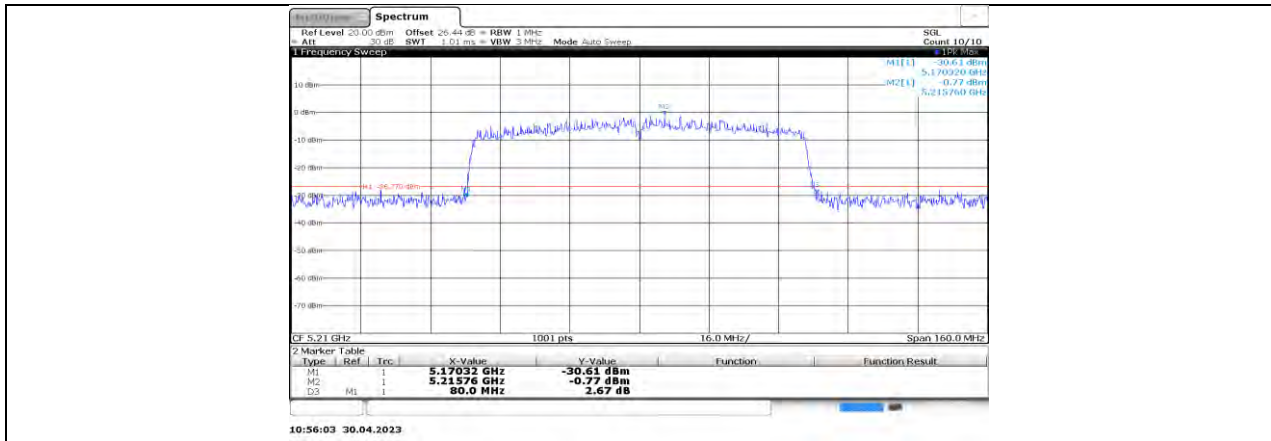
11N40SISO_Ant1_5710



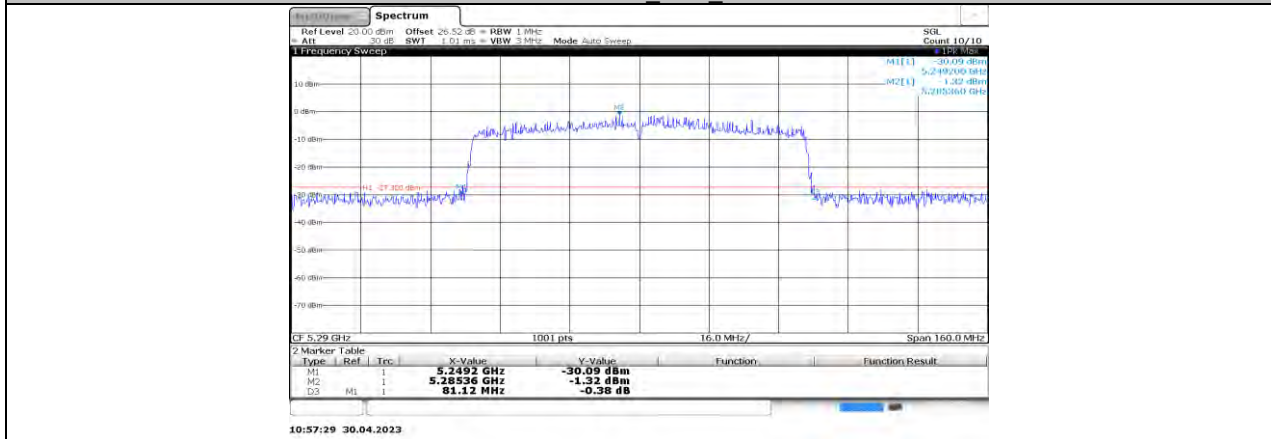
11N40SISO_Ant1_5755



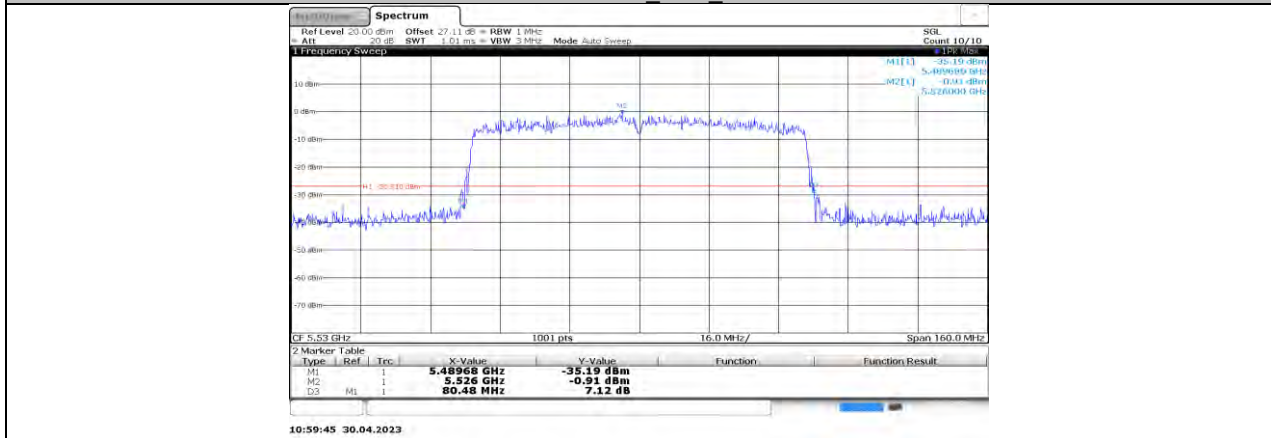
11N40SISO_Ant1_5795



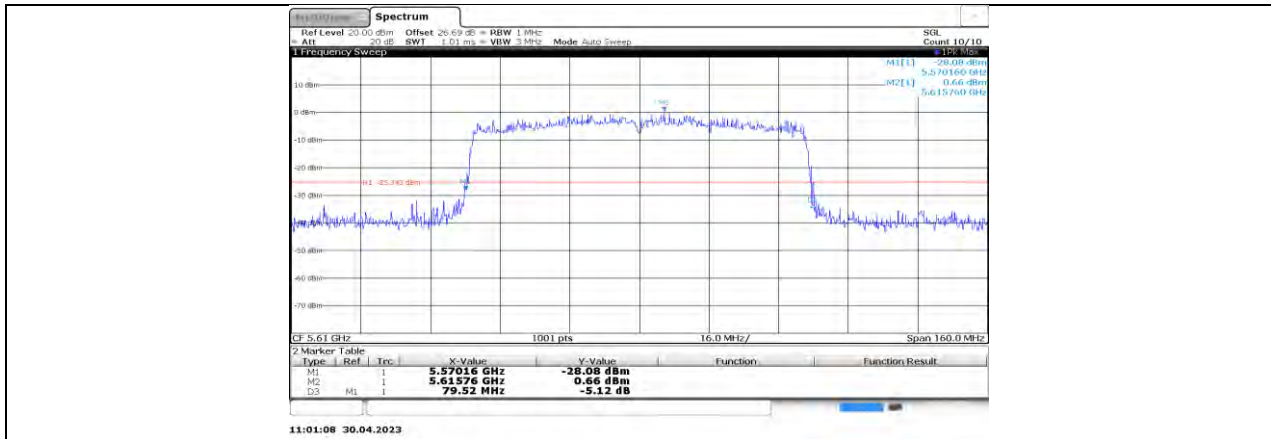
11AC80SISO_Ant1_5210



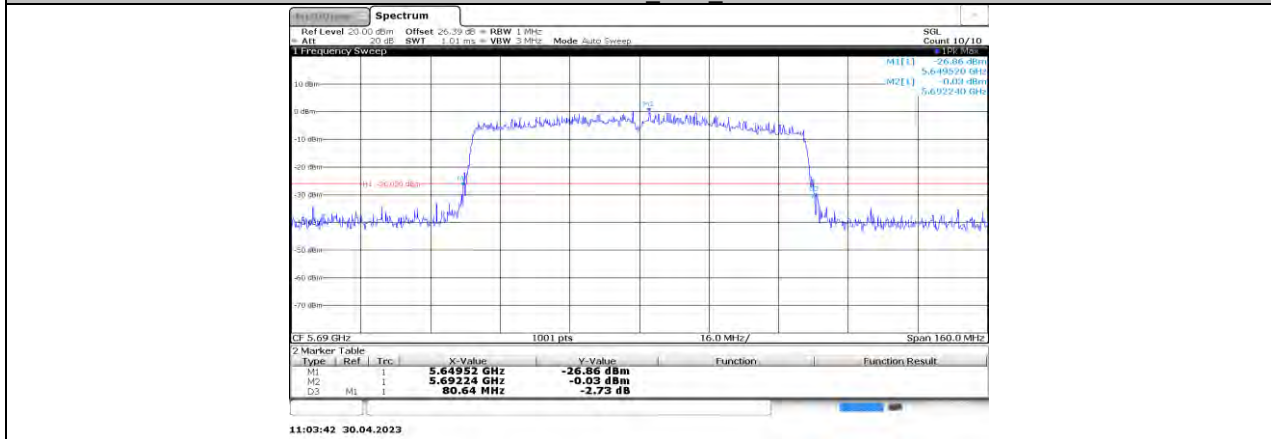
11AC80SISO_Ant1_5290



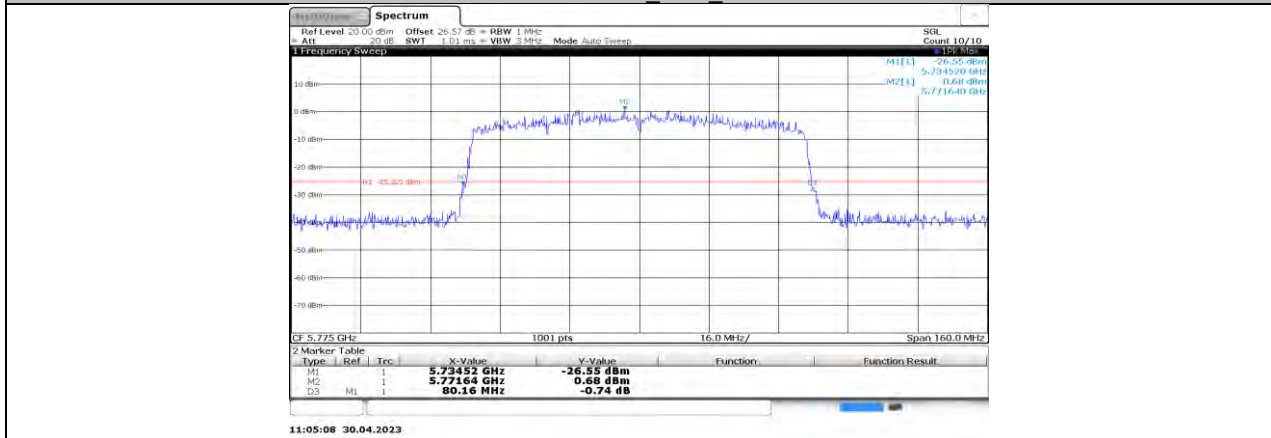
11AC80SISO_Ant1_5530



11AC80SISO_Ant1_5610



11AC80SISO_Ant1_5690



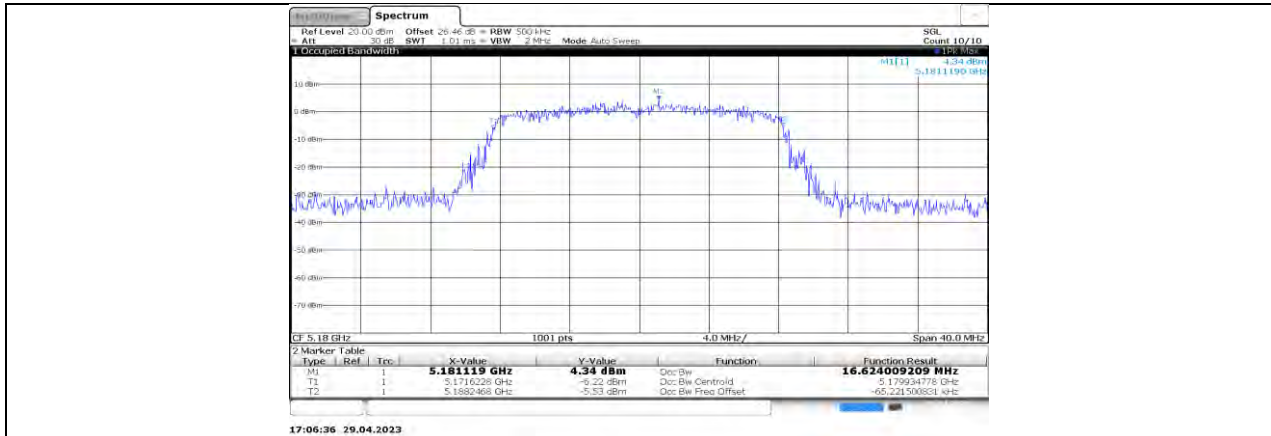
11AC80SISO_Ant1_5775

11.2. APPENDIX A2: OCCUPIED CHANNEL BANDWIDTH

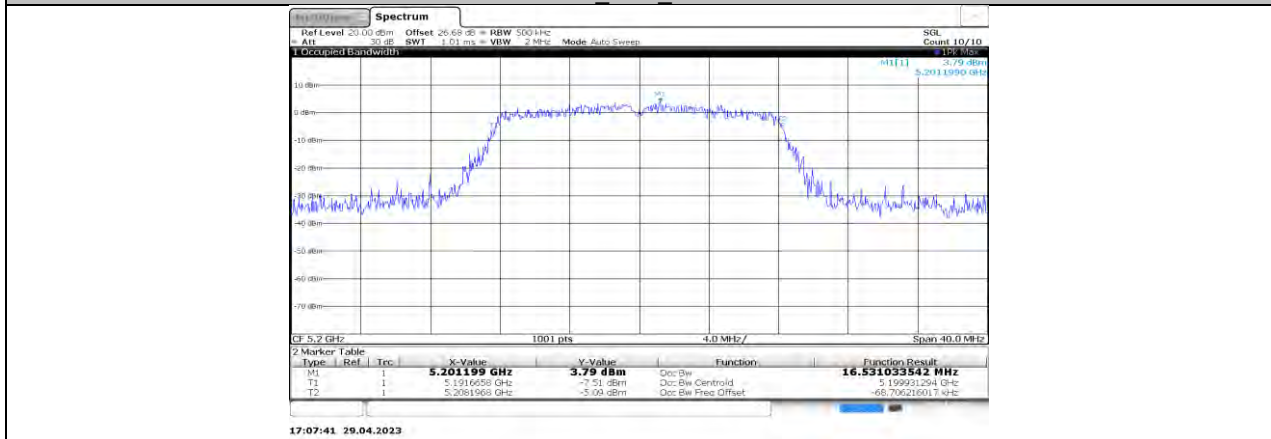
11.2.1. Test Result

Test Mode	Antenna	Channel	OCB [MHz]	FL[MHz]	FH[MHz]	Verdict
11A	Ant1	5180	16.624	5171.6228	5188.2468	PASS
		5200	16.531	5191.6658	5208.1968	PASS
		5240	16.653	5231.6231	5248.2765	PASS
		5260	16.719	5251.5544	5268.2732	PASS
		5280	16.644	5271.5976	5288.2415	PASS
		5320	16.65	5311.5505	5328.2003	PASS
		5500	16.671	5491.5802	5508.2509	PASS
		5580	16.651	5571.5907	5588.2416	PASS
		5700	16.577	5691.5970	5708.1745	PASS
		5720	16.603	5711.6215	5728.2248	PASS
		5720 UNII-2C	13.378	5711.6215	5725	PASS
		5720 UNII-3	3.225	5725	5728.2248	PASS
		5745	16.549	5736.6460	5753.1951	PASS
		5785	16.654	5776.6052	5793.2594	PASS
		5825	16.485	5816.6558	5833.1412	PASS
11N20SISO	Ant1	5180	17.71	5171.1030	5188.8135	PASS
		5200	17.666	5191.1230	5208.7888	PASS
		5240	17.791	5231.0276	5248.8182	PASS
		5260	17.715	5251.0425	5268.7574	PASS
		5280	17.623	5271.1192	5288.7424	PASS
		5320	17.761	5311.0430	5328.8037	PASS
		5500	17.628	5491.0906	5508.7189	PASS
		5580	17.878	5570.9898	5588.8682	PASS
		5700	17.726	5691.0554	5708.7812	PASS
		5720	17.693	5711.0730	5728.7663	PASS
		5720 UNII-2C	13.927	5711.0730	5725	PASS
		5720 UNII-3	3.766	5725	5728.7663	PASS
		5745	17.775	5736.0182	5753.7928	PASS
		5785	17.698	5776.0765	5793.7742	PASS
		5825	17.71	5816.0216	5833.7311	PASS
11N40SISO	Ant1	5190	36.219	5171.8396	5208.0588	PASS
		5230	36.176	5211.8533	5248.0288	PASS
		5270	36.172	5251.7764	5287.9487	PASS
		5310	36.202	5291.8184	5328.0208	PASS
		5510	36.108	5491.8363	5527.9447	PASS
		5550	36.245	5531.8214	5568.0661	PASS
		5670	36.264	5651.7420	5688.0059	PASS
		5710	36.353	5691.6323	5727.9852	PASS
		5710 UNII-2C	33.368	5691.6323	5725	PASS
		5710 UNII-3	2.985	5725	5727.9852	PASS
		5755	36.242	5736.8303	5773.0722	PASS
		5795	36.13	5776.8412	5812.9716	PASS
11AC80SISO	Ant1	5210	75.853	5172.0994	5247.9522	PASS
		5290	76.011	5251.9627	5327.9738	PASS
		5530	76.018	5491.8842	5567.9026	PASS
		5610	75.869	5572.0877	5647.9564	PASS
		5690	75.654	5651.8394	5727.4930	PASS
		5690 UNII-2C	73.161	5651.8394	5725	PASS
		5690 UNII-3	2.493	5725	5727.4930	PASS
5775	75.866	5736.8646	5812.7305	PASS		

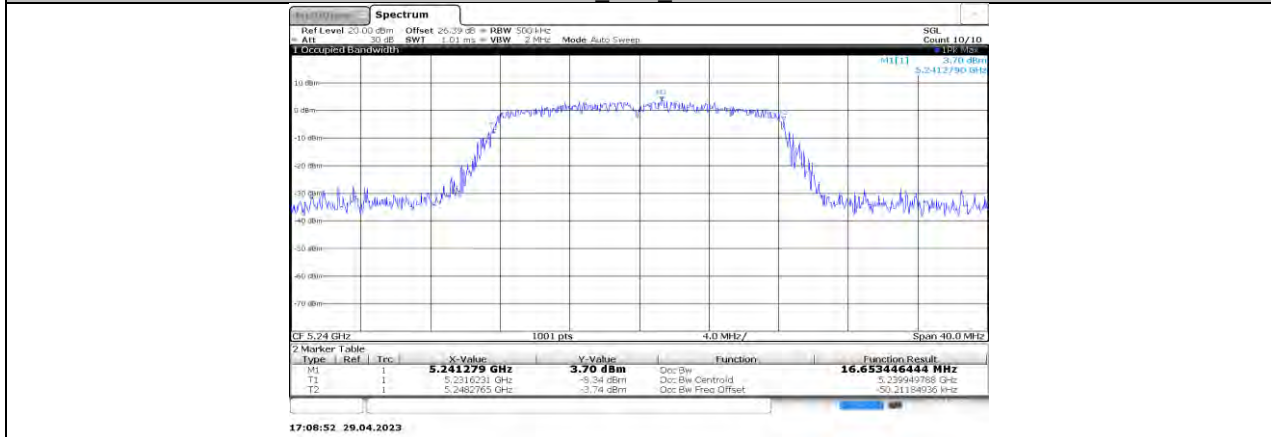
11.2.2. Test Graphs



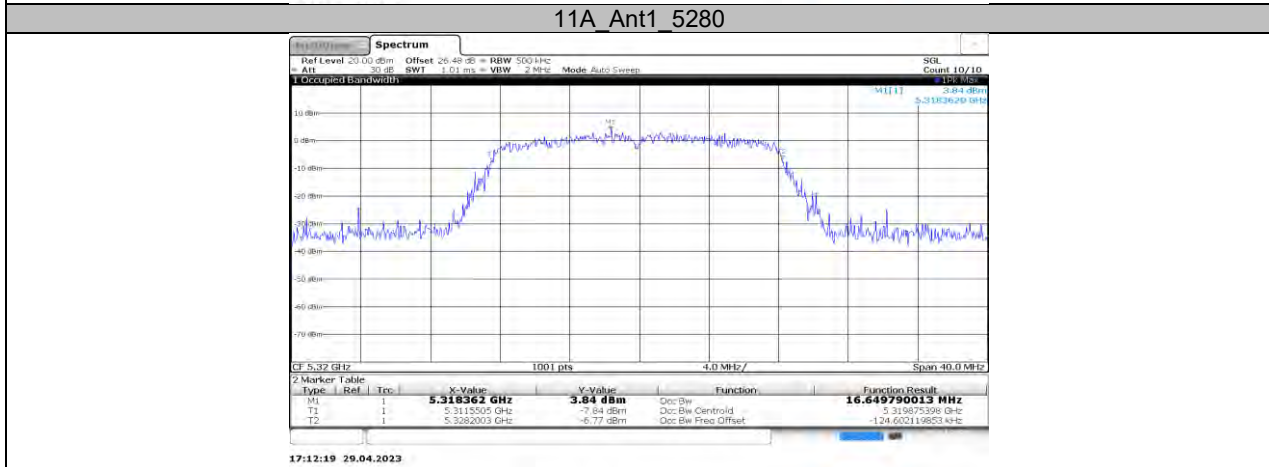
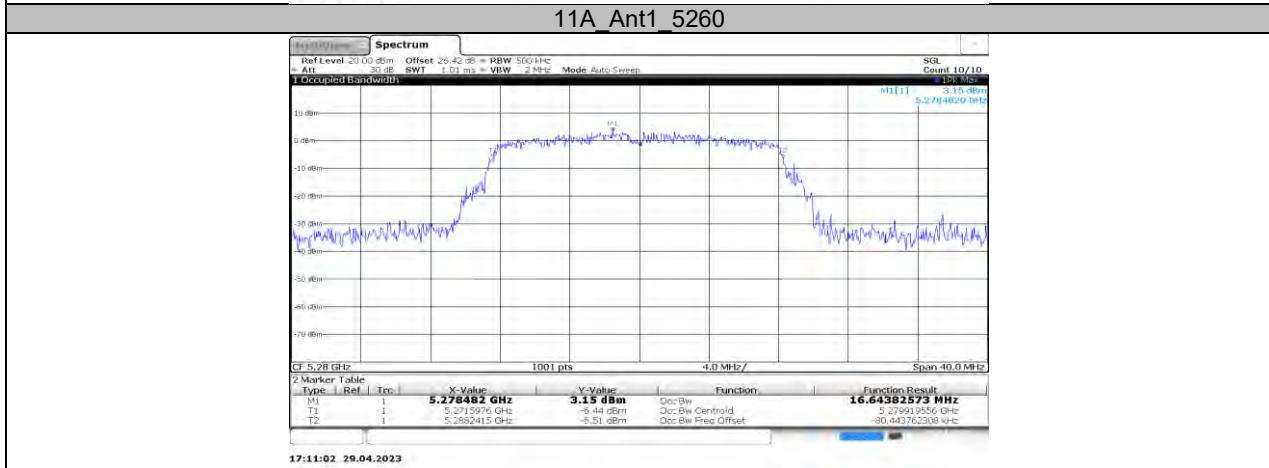
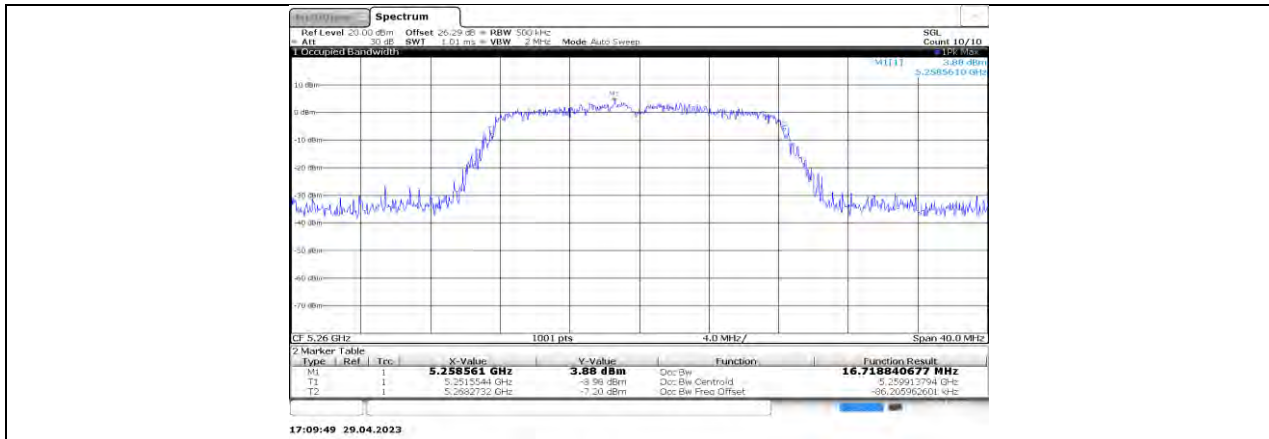
11A Ant1 5180



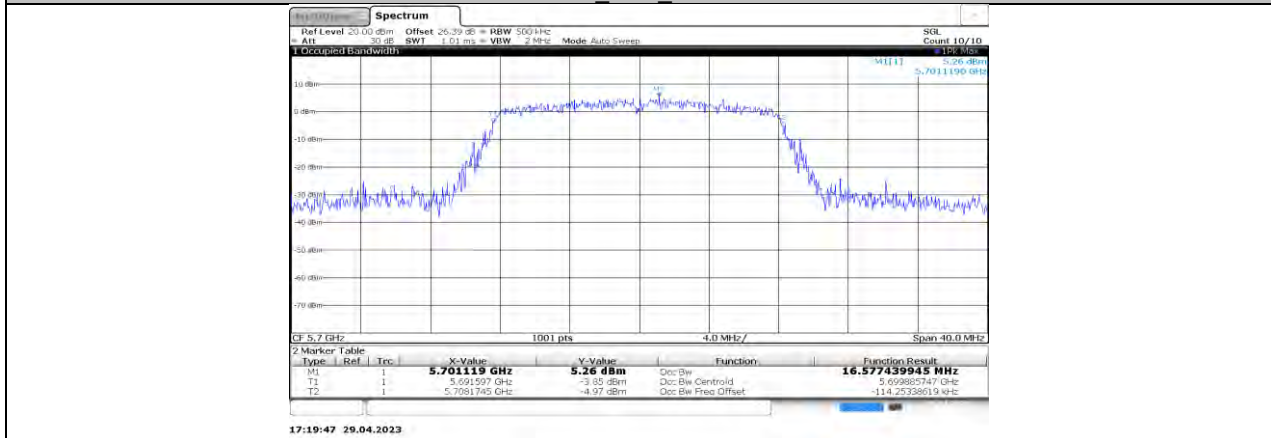
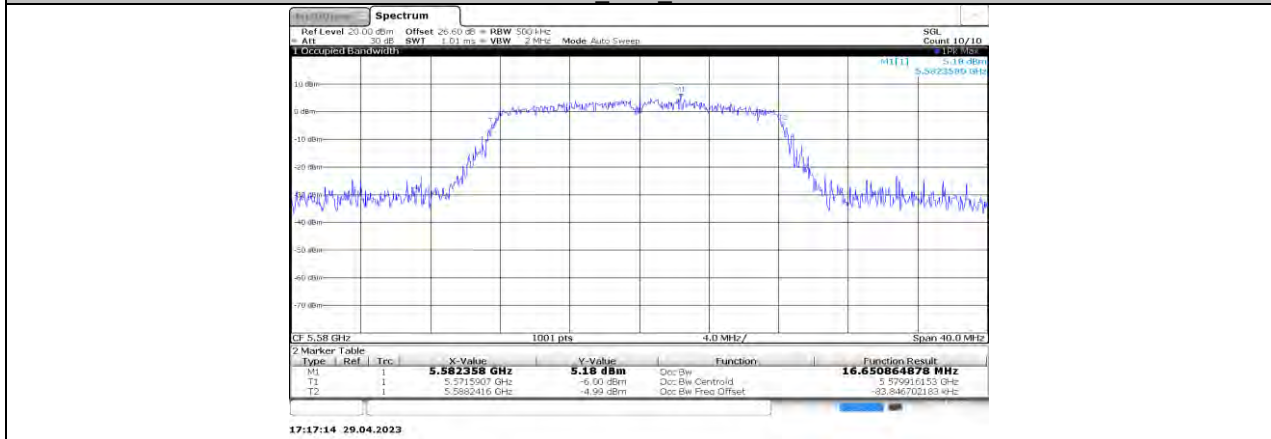
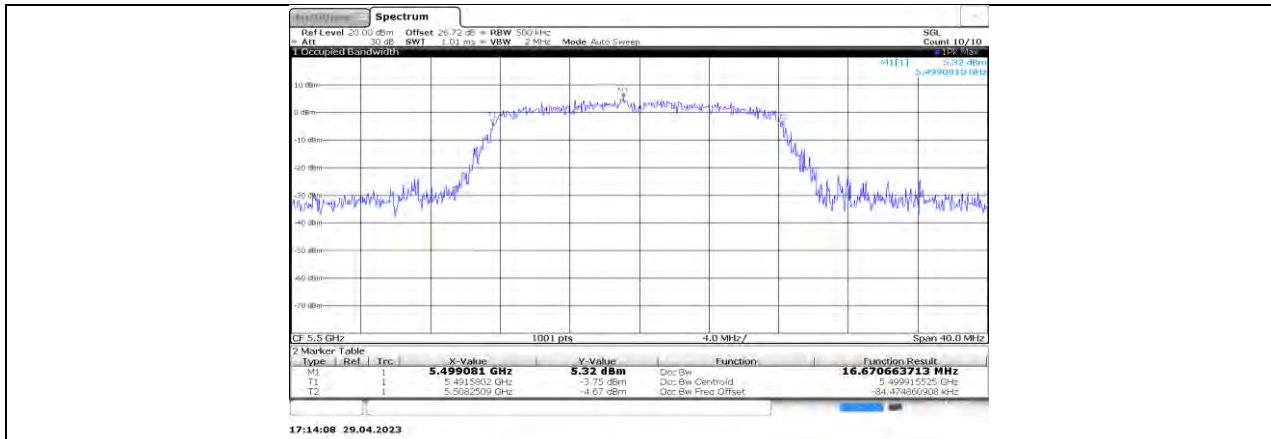
11A Ant1 5200

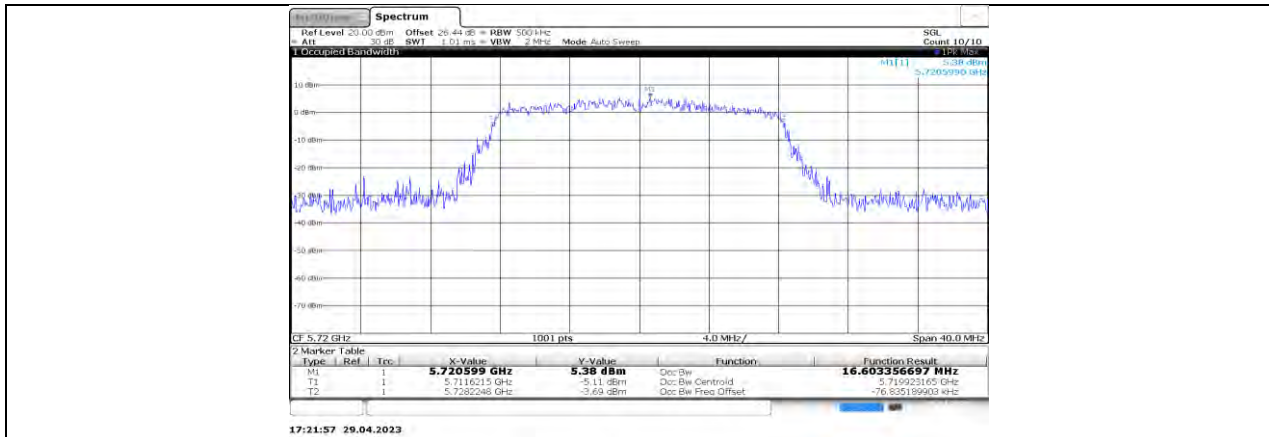


11A Ant1 5240

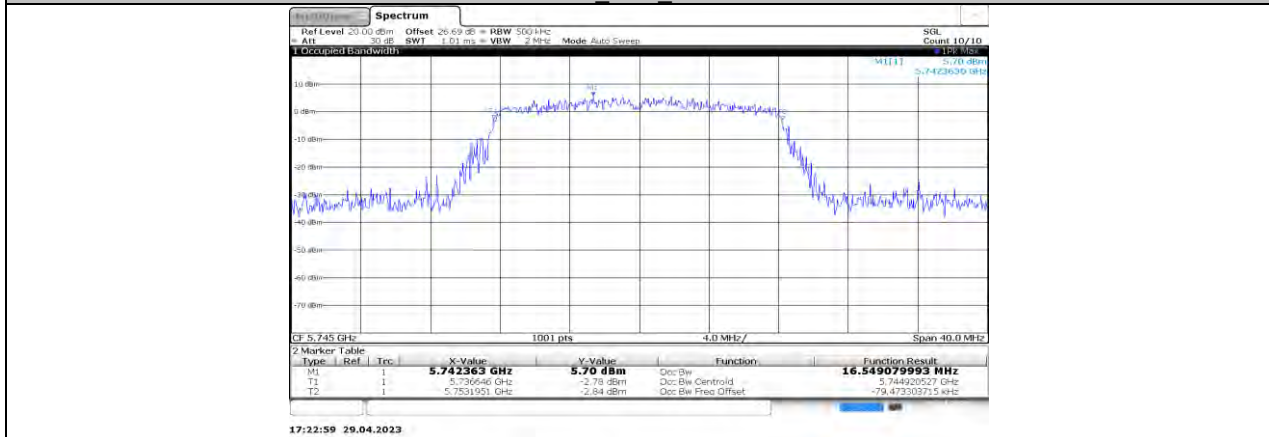


11A Ant1 5320

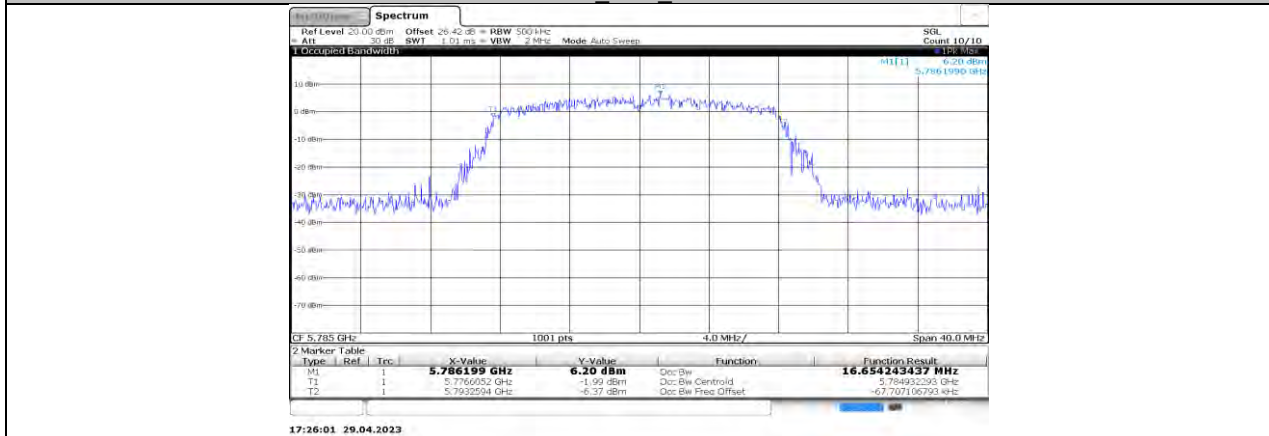




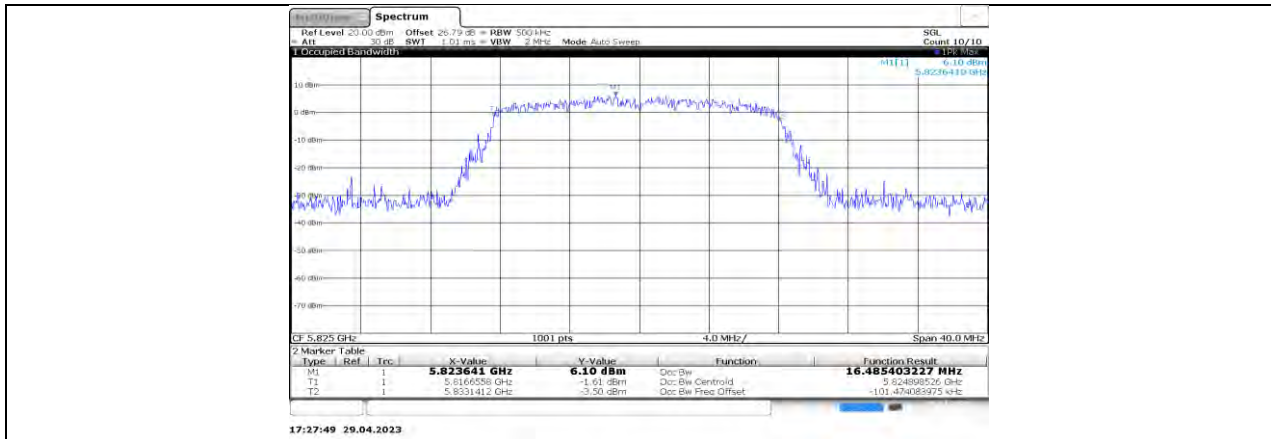
11A Ant1 5720



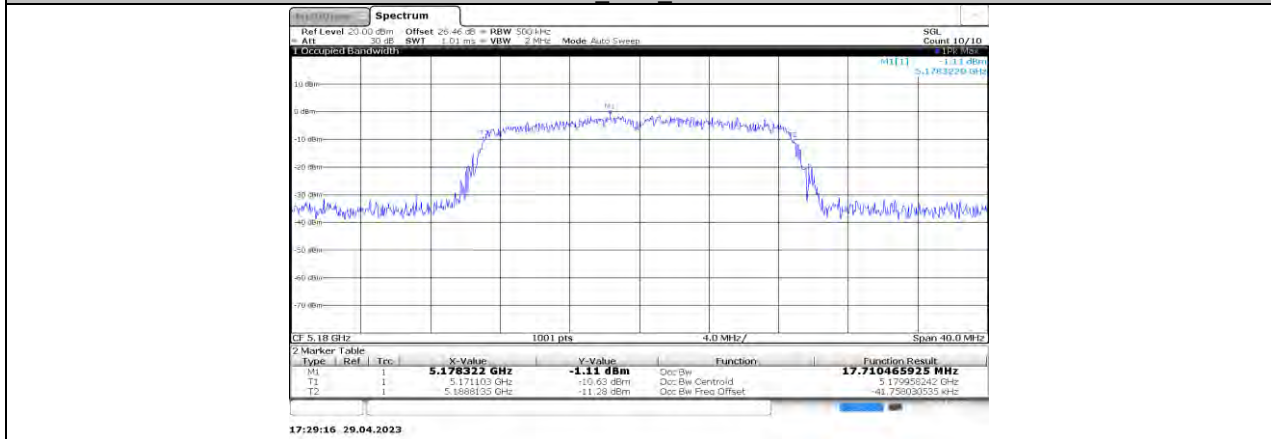
11A Ant1 5745



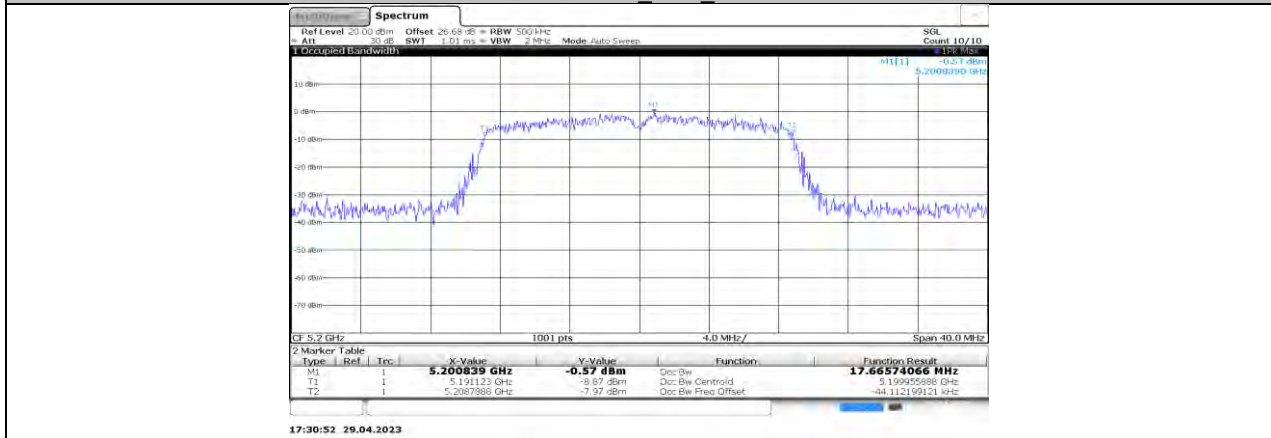
11A Ant1 5785



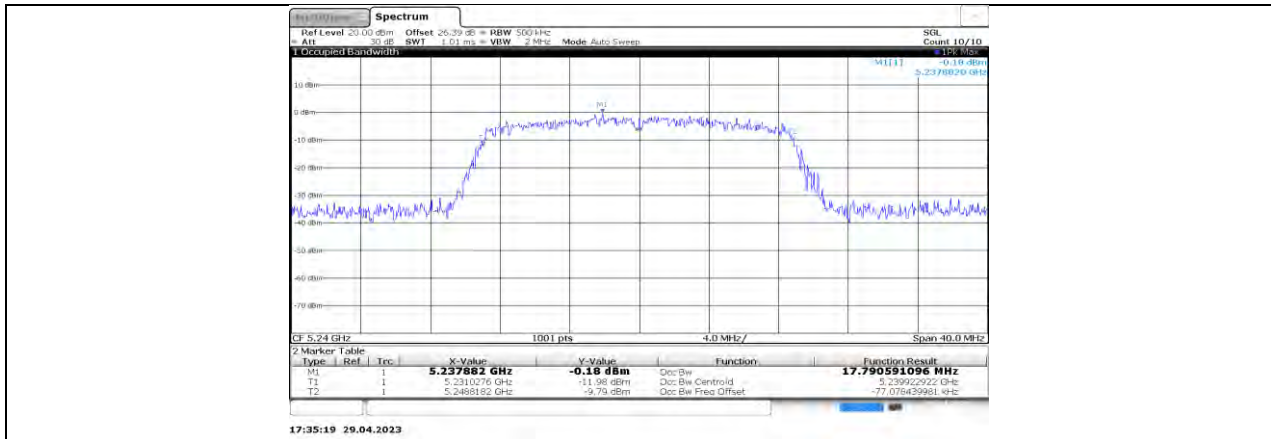
11A Ant1 5825



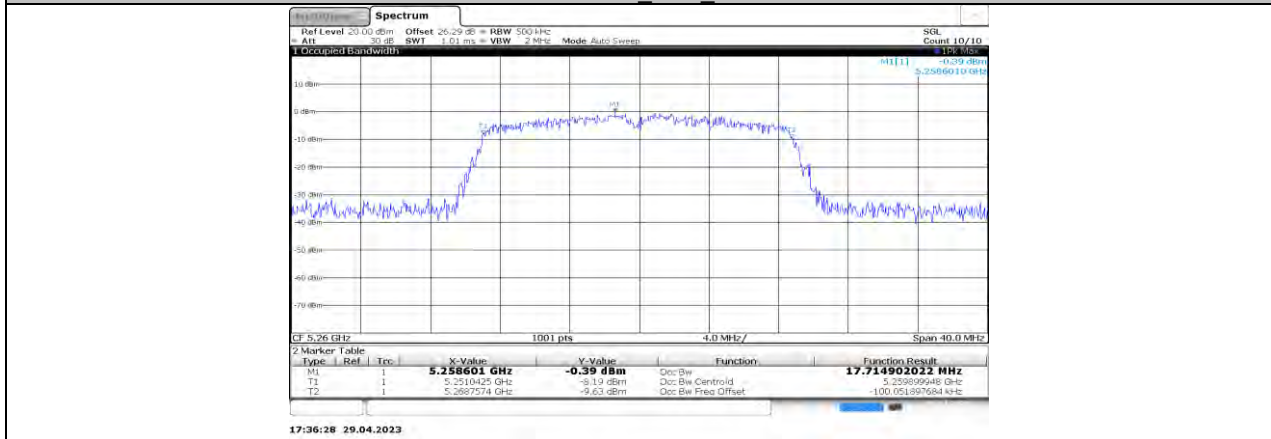
11N20SISO Ant1 5180



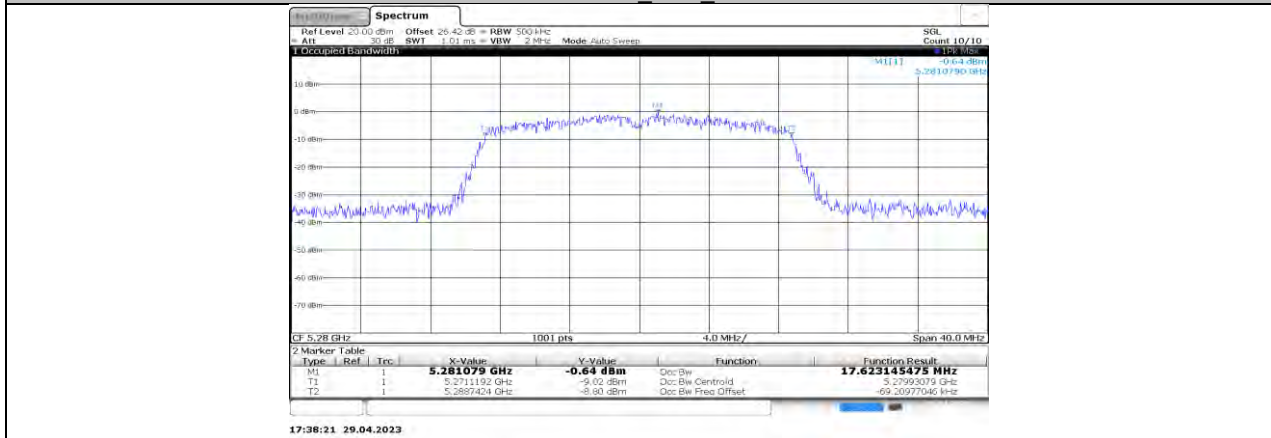
11N20SISO Ant1 5200



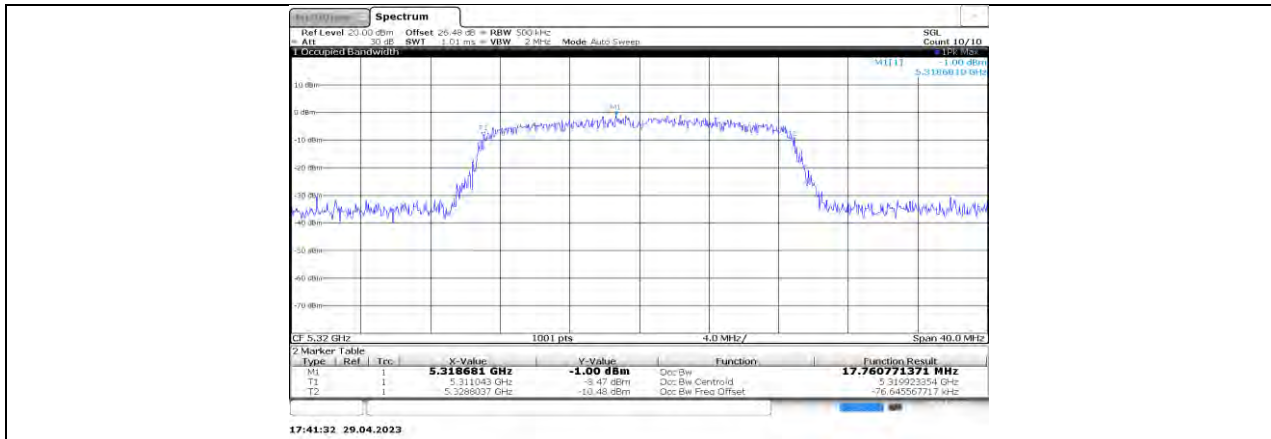
11N20SISO Ant1 5240



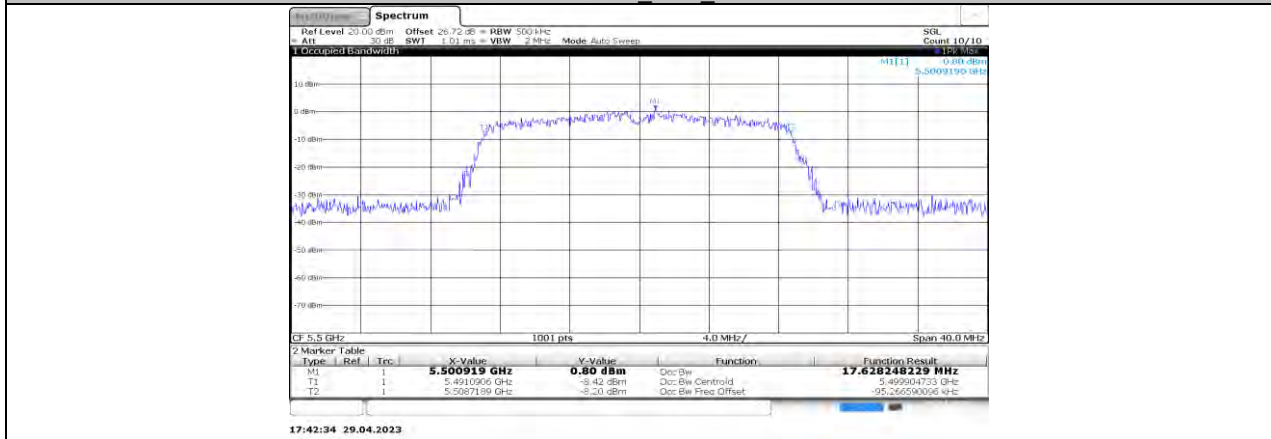
11N20SISO Ant1 5260



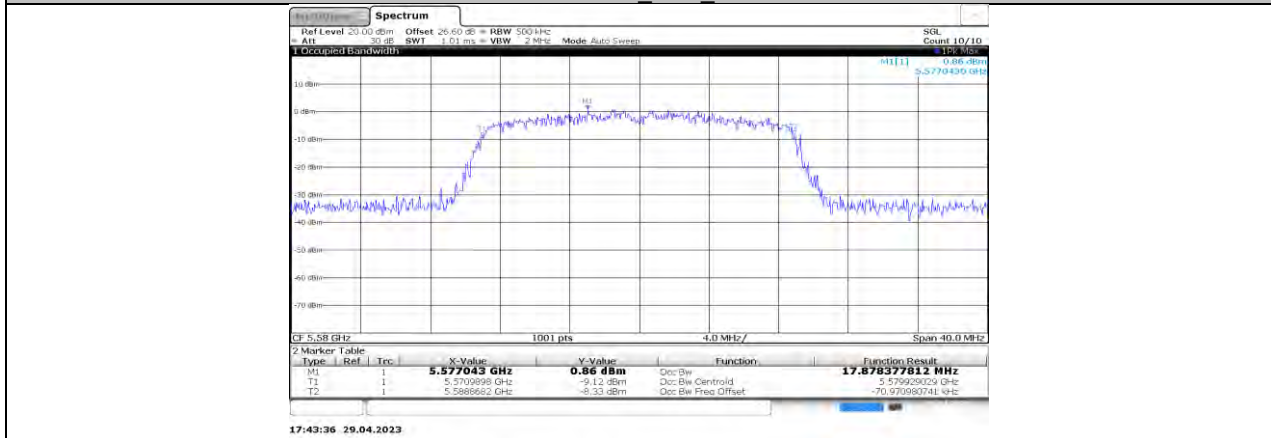
11N20SISO Ant1 5280



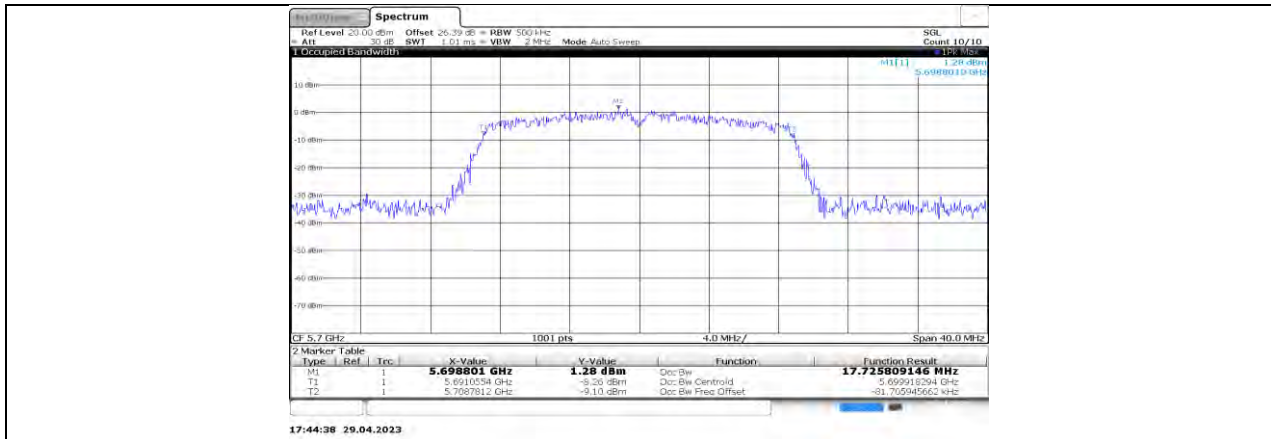
11N20SISO Ant1 5320



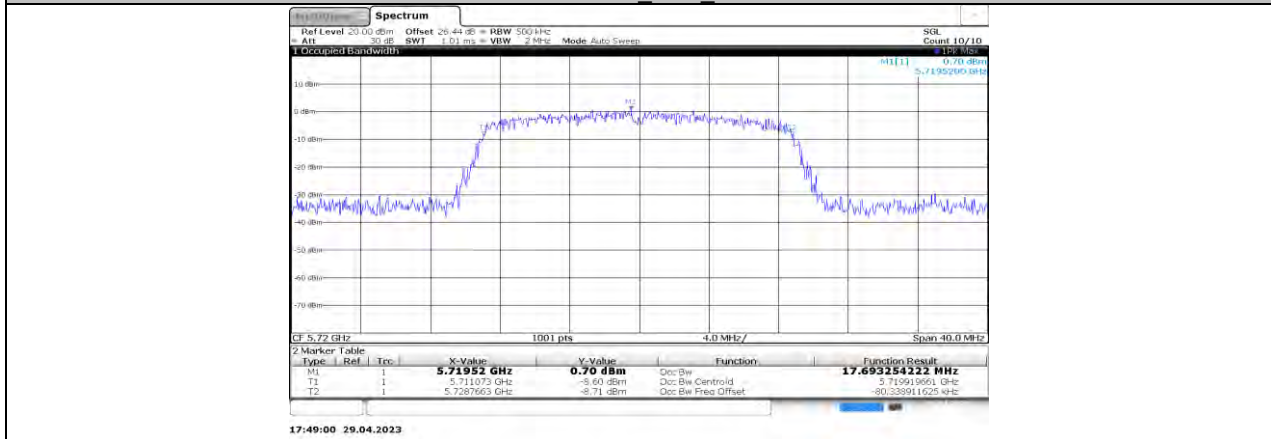
11N20SISO Ant1 5500



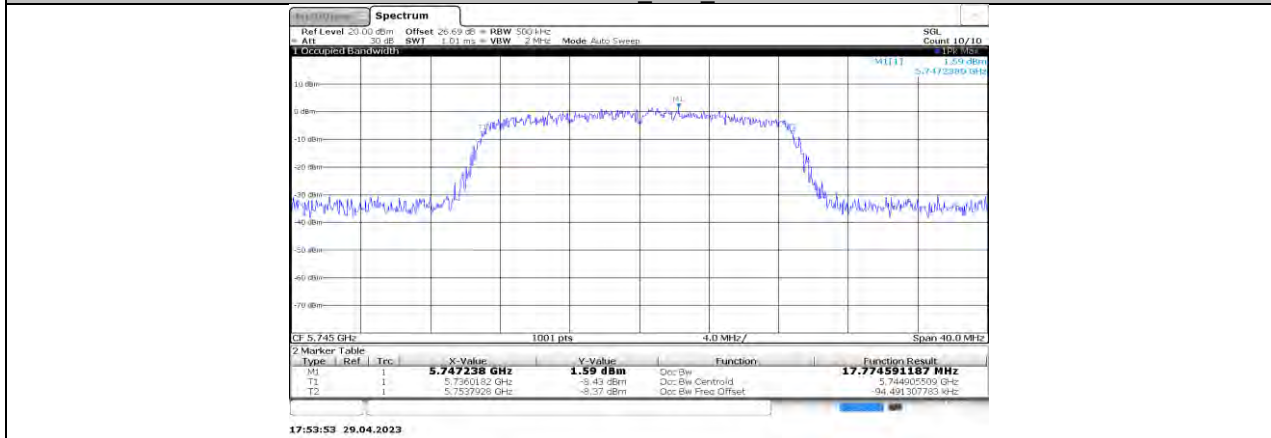
11N20SISO Ant1 5580



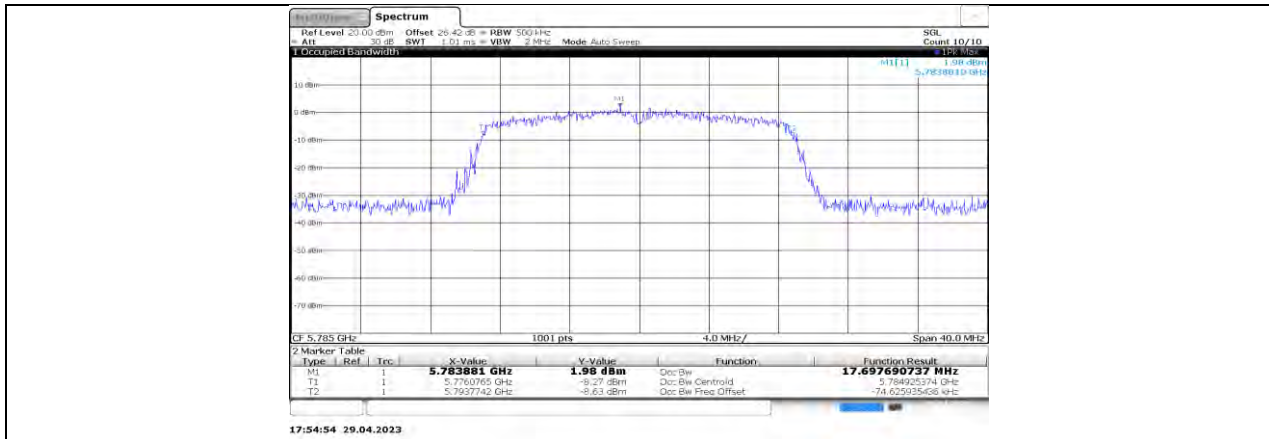
11N20SISO Ant1 5700



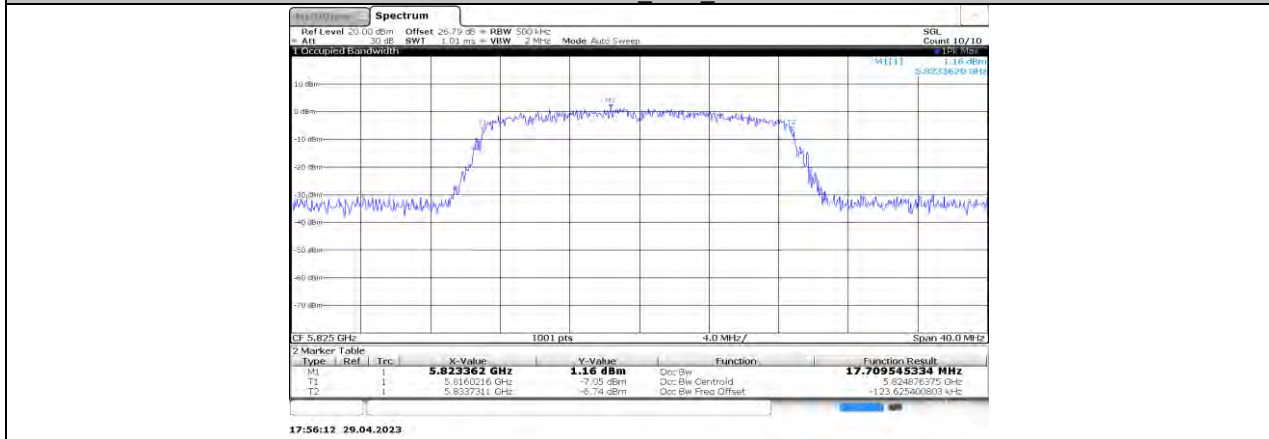
11N20SISO Ant1 5720



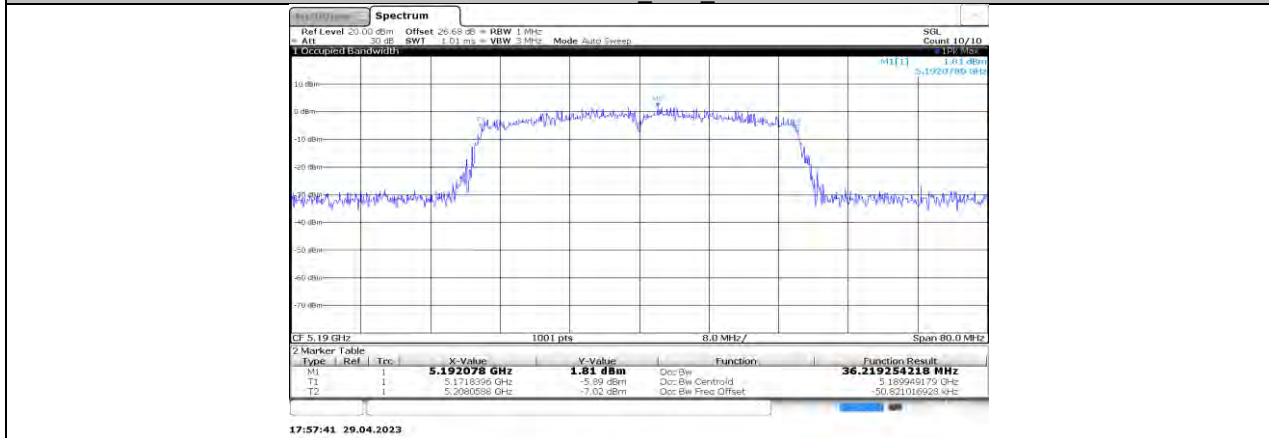
11N20SISO Ant1 5745



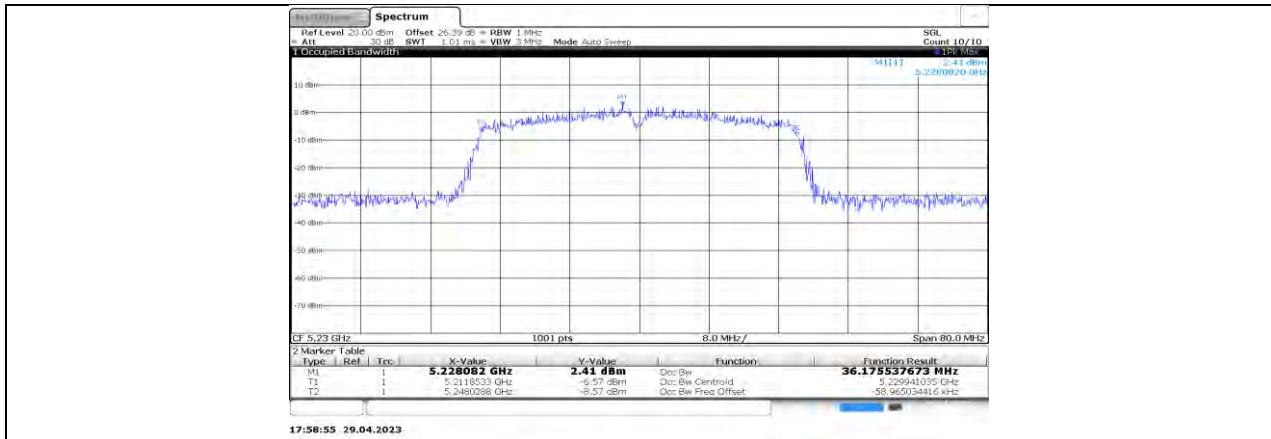
11N20SISO Ant1 5785



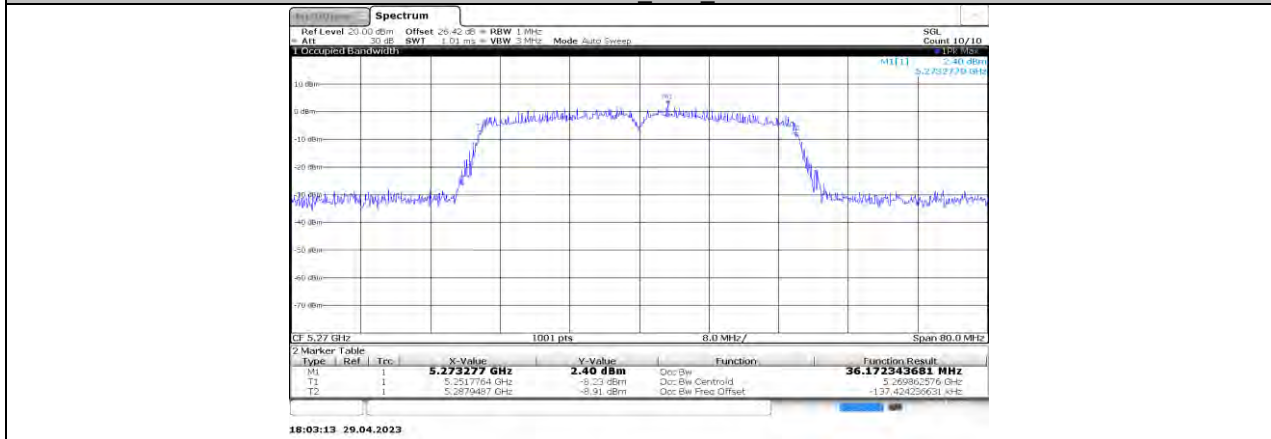
11N20SISO Ant1 5825



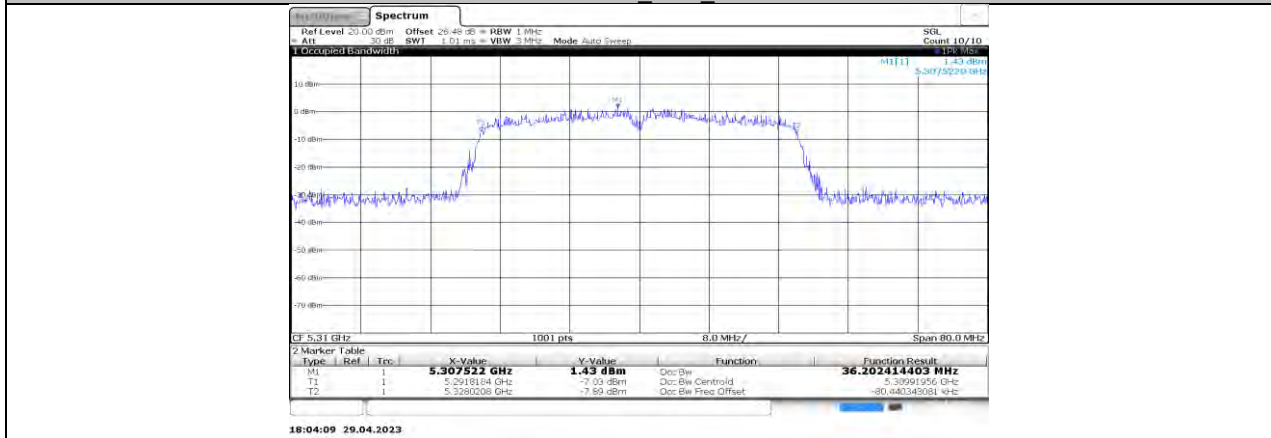
11N40SISO Ant1 5190



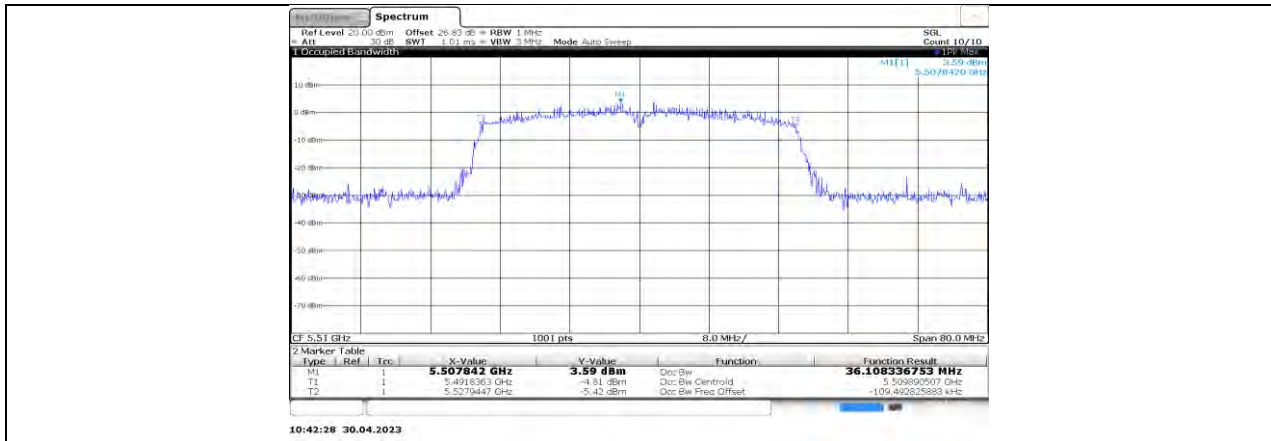
11N40SISO Ant1 5230



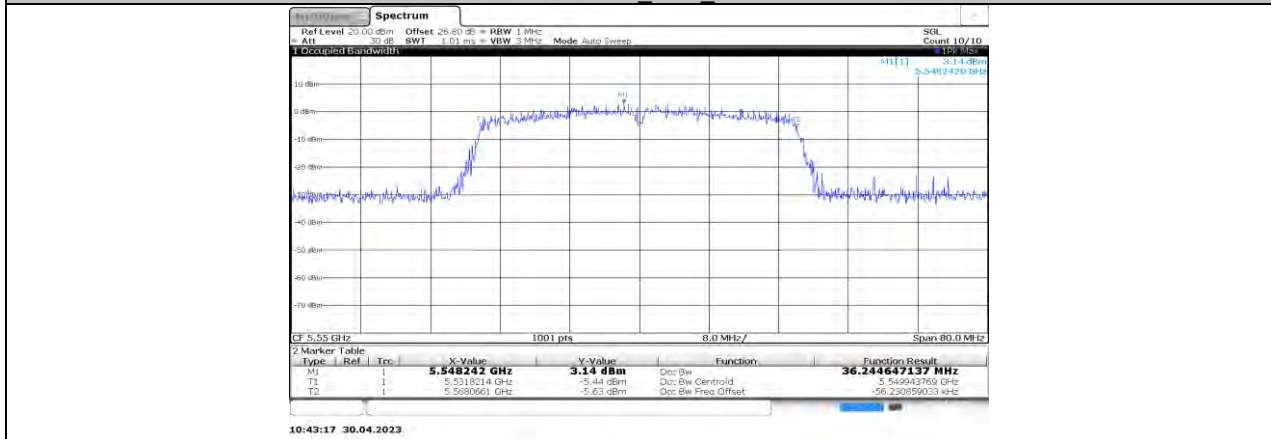
11N40SISO Ant1 5270



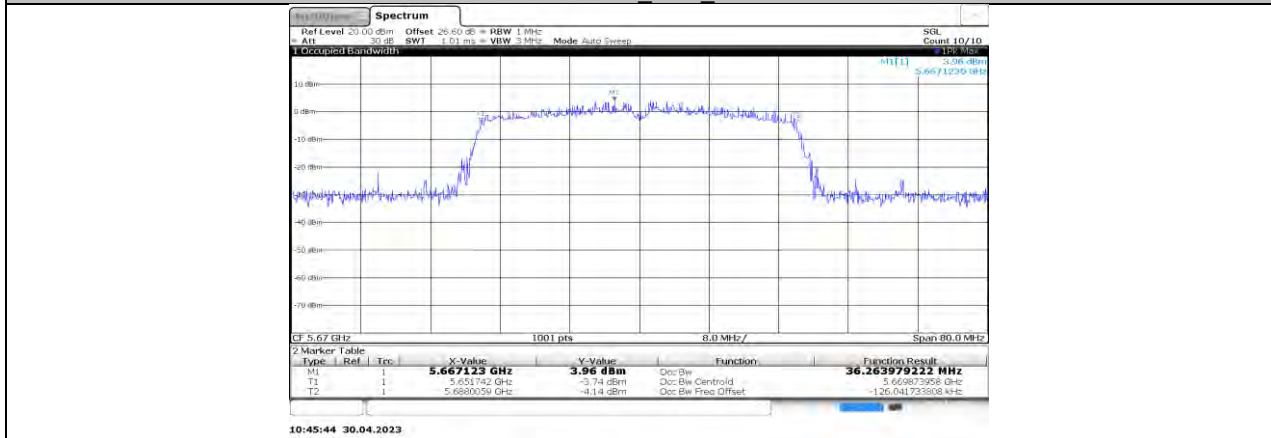
11N40SISO Ant1 5310



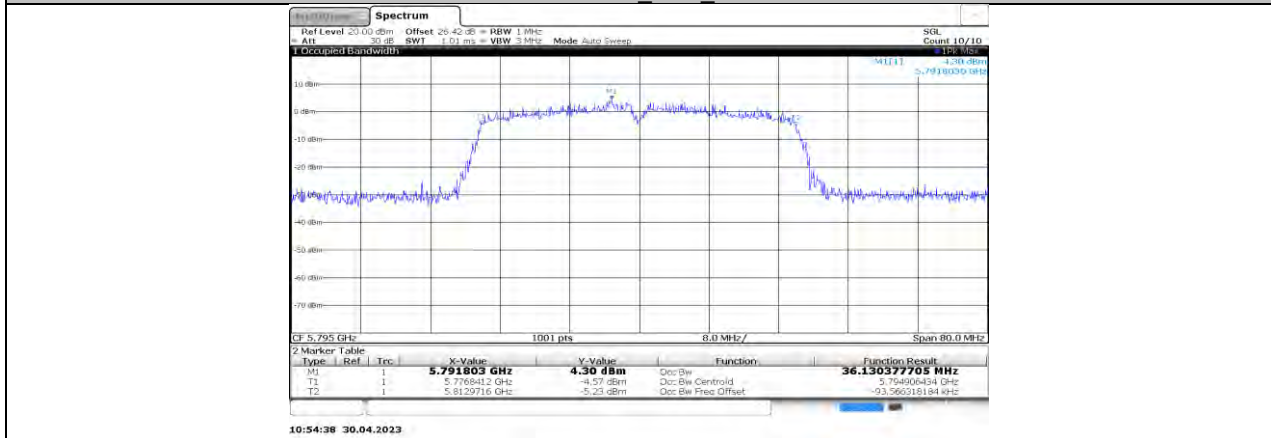
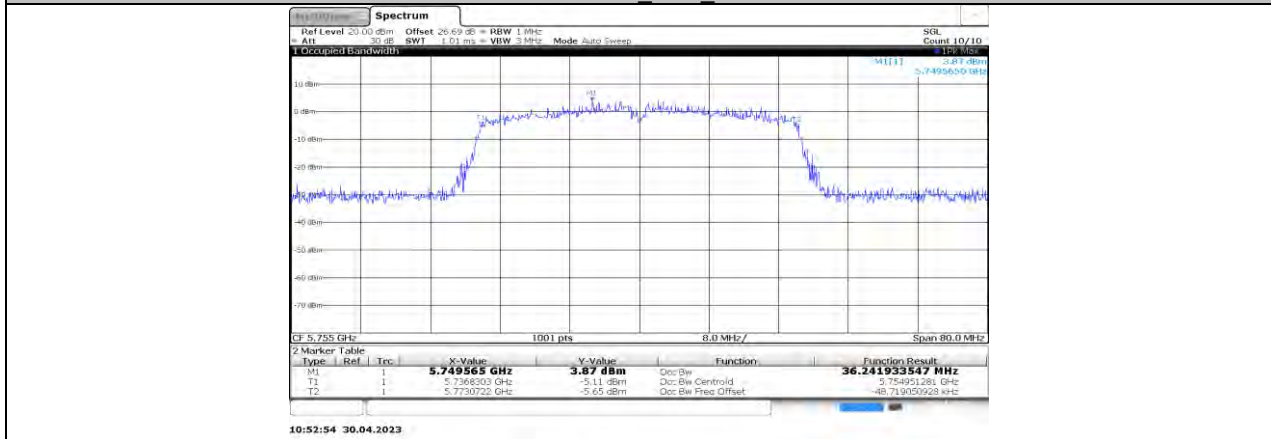
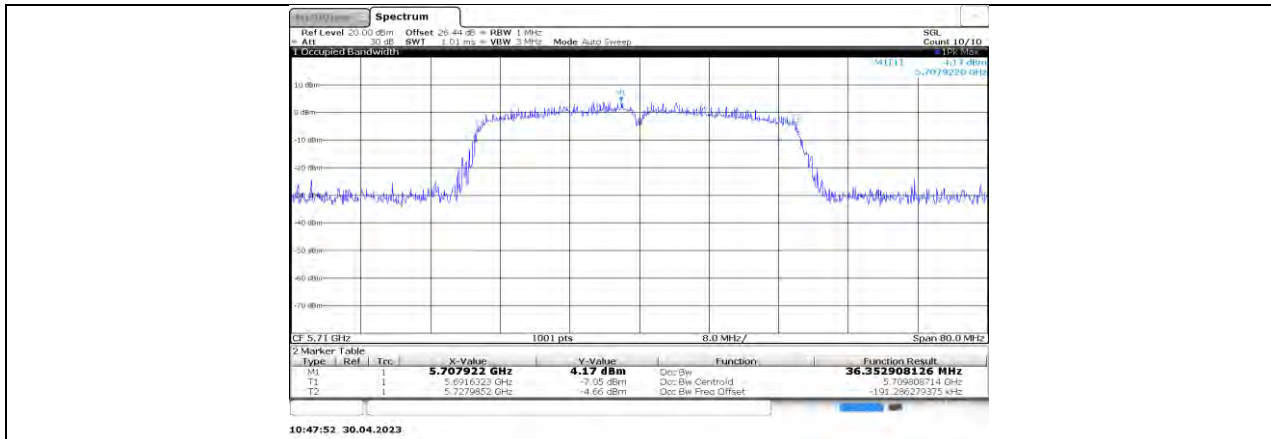
11N40SISO_Ant1_5510

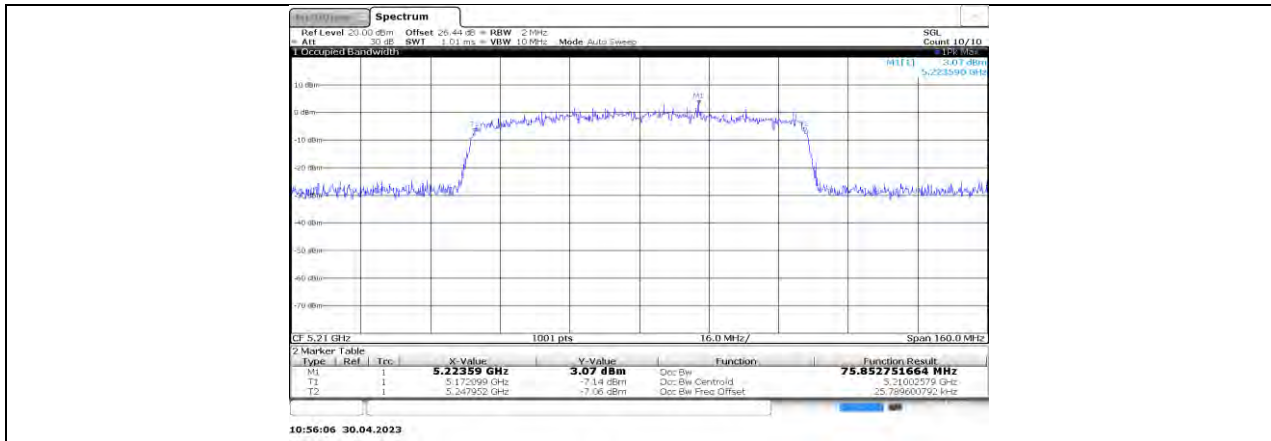


11N40SISO_Ant1_5550

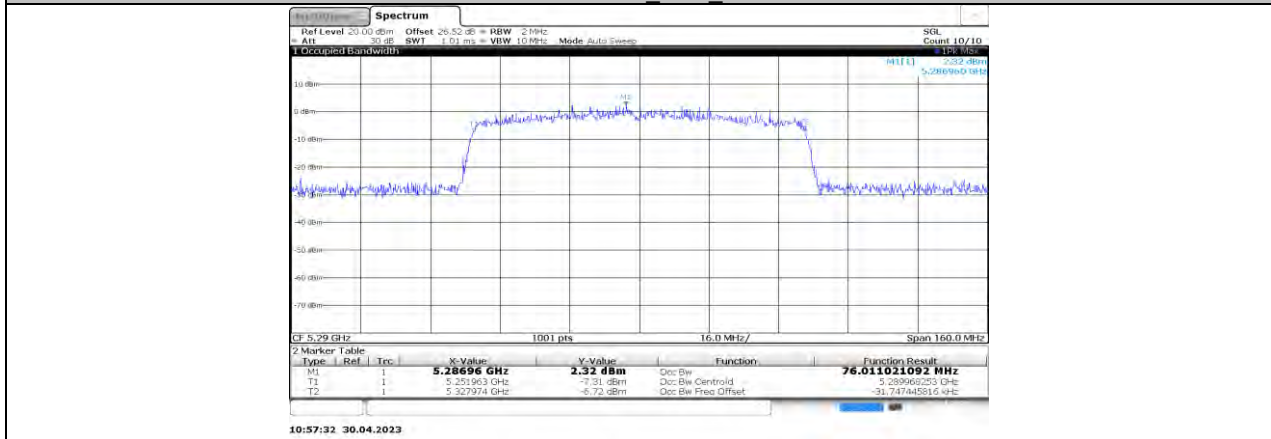


11N40SISO_Ant1_5670

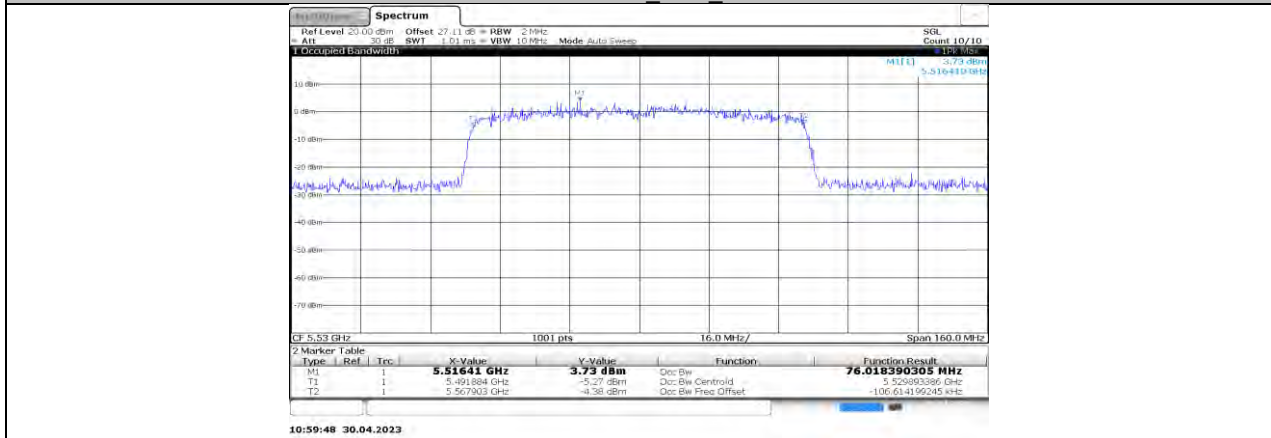




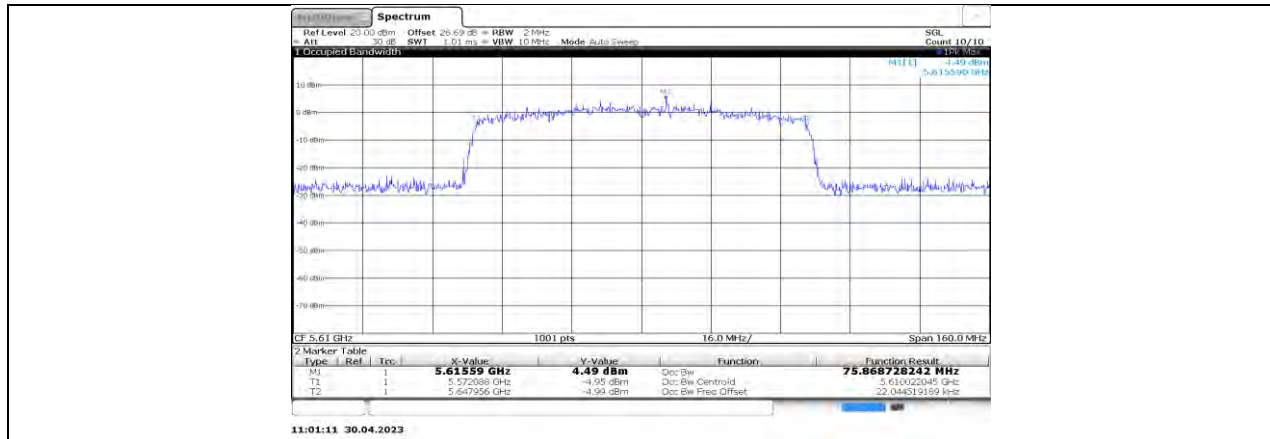
11AC80SISO_Ant1_5210



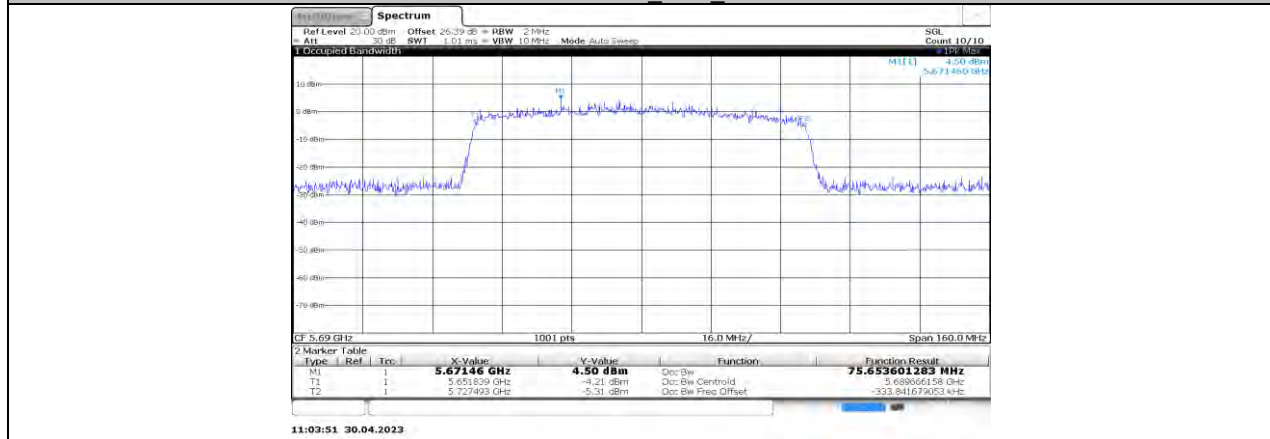
11AC80SISO_Ant1_5290



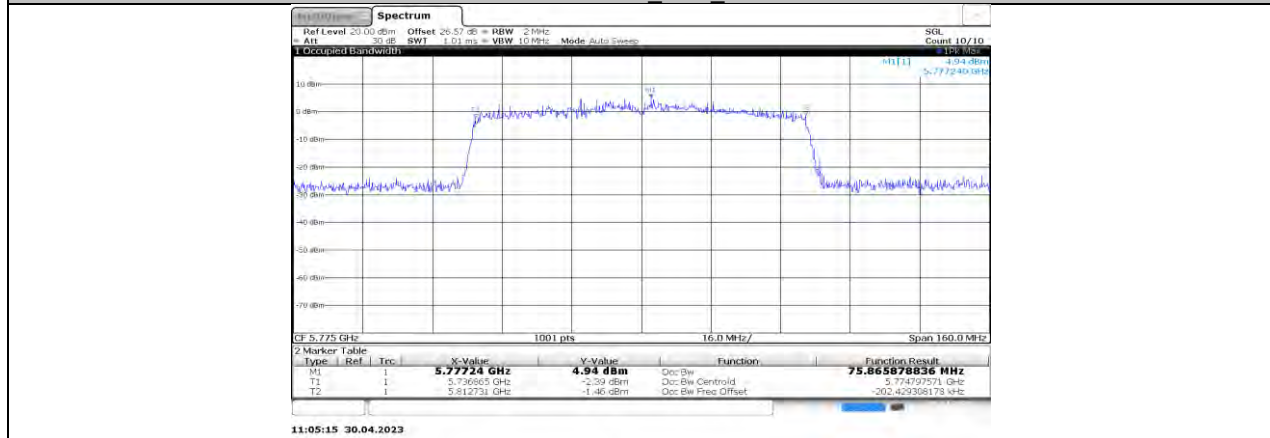
11AC80SISO_Ant1_5530



11AC80SISO_Ant1_5610



11AC80SISO_Ant1_5690



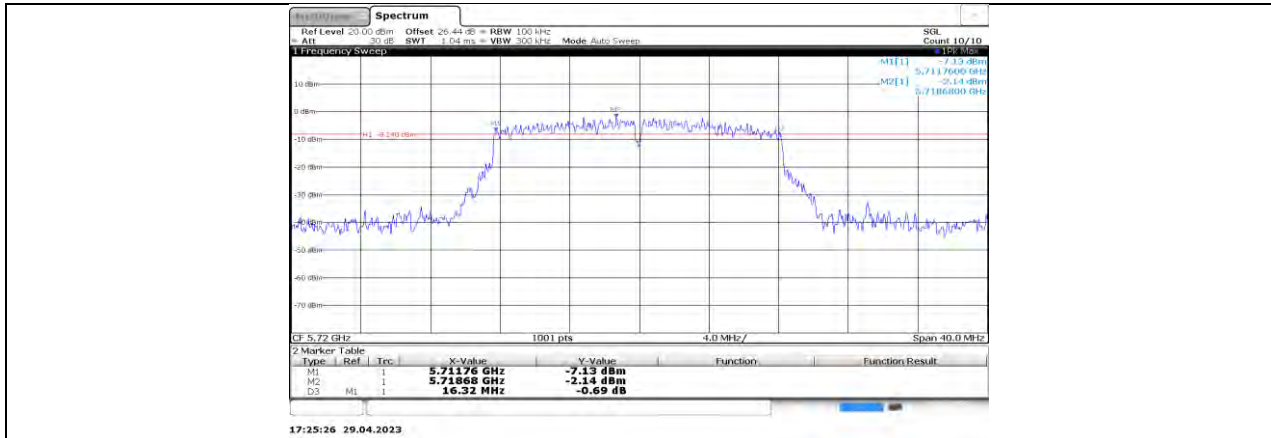
11AC80SISO_Ant1_5775

11.3. APPENDIX A3: MIN EMISSION BANDWIDTH

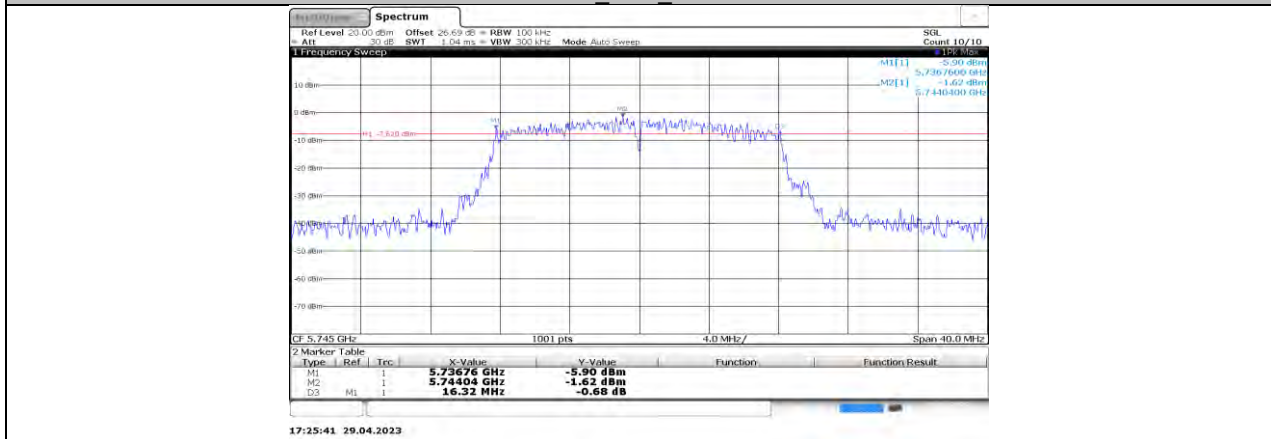
11.3.1. Test Result

Test Mode	Antenna	Channel	6db EBW [MHz]	FL[MHz]	FH[MHz]	Limit[MHz]	Verdict
11A	Ant1	5720	16.32	5711.76	5728.08	≥0.5	PASS
		5720_UNII-3	3.08	5725	5728.08	≥0.5	PASS
		5745	16.32	5736.76	5753.08	≥0.5	PASS
		5785	16.28	5776.80	5793.08	≥0.5	PASS
		5825	15.72	5817.36	5833.08	≥0.5	PASS
11N20SISO	Ant1	5720	16.92	5711.12	5728.04	≥0.5	PASS
		5720_UNII-3	3.04	5725	5728.04	≥0.5	PASS
		5745	16.96	5736.76	5753.72	≥0.5	PASS
		5785	17.60	5776.12	5793.72	≥0.5	PASS
		5825	17.60	5816.12	5833.72	≥0.5	PASS
11N40SISO	Ant1	5710	35.12	5692.32	5727.44	≥0.5	PASS
		5710_UNII-3	2.44	5725	5727.44	≥0.5	PASS
		5755	35.04	5737.40	5772.44	≥0.5	PASS
		5795	35.12	5777.32	5812.44	≥0.5	PASS
11AC80SISO	Ant1	5690	75.20	5652.24	5727.44	≥0.5	PASS
		5690_UNII-3	2.44	5725	5727.44	≥0.5	PASS
		5775	75.20	5737.24	5812.44	≥0.5	PASS

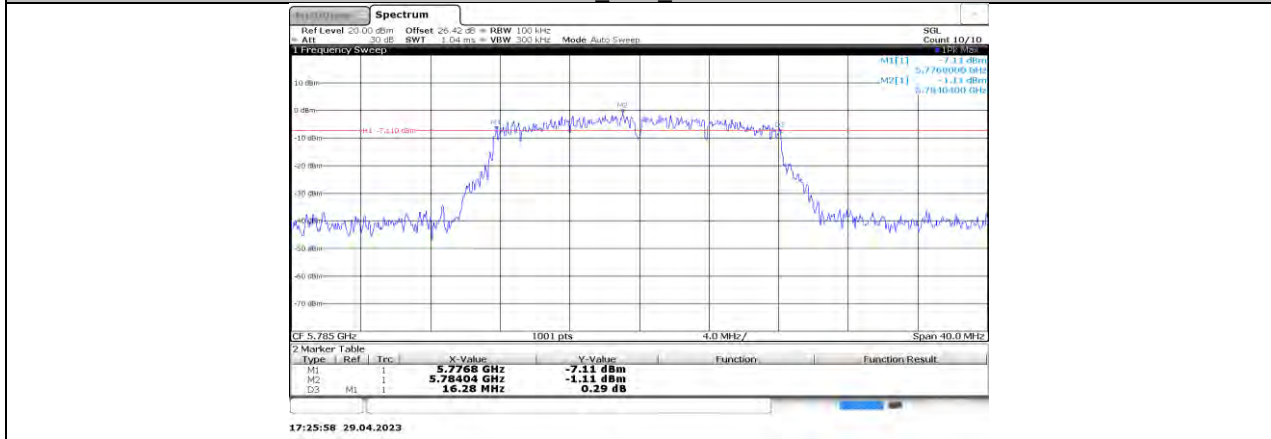
11.3.2. Test Graphs



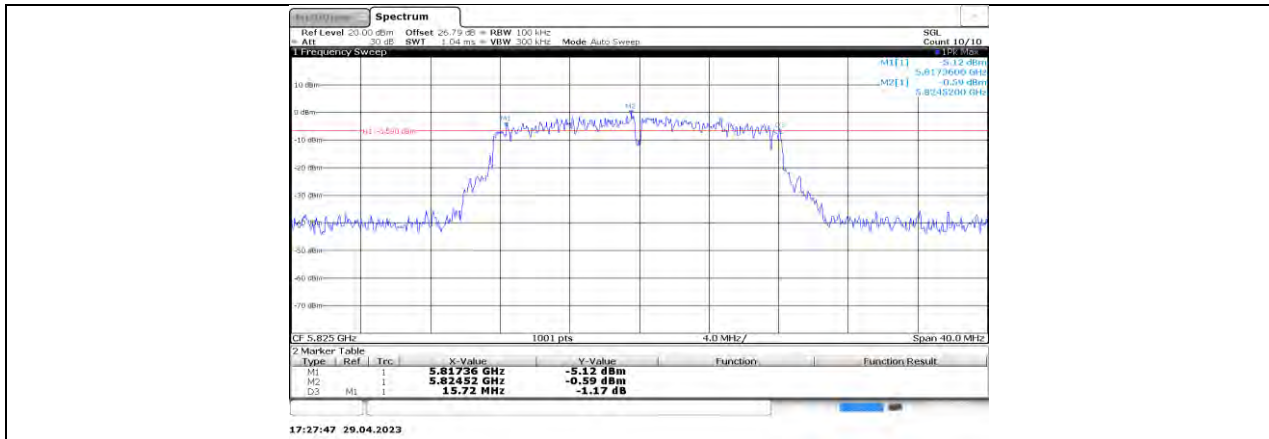
11A Ant1 5720



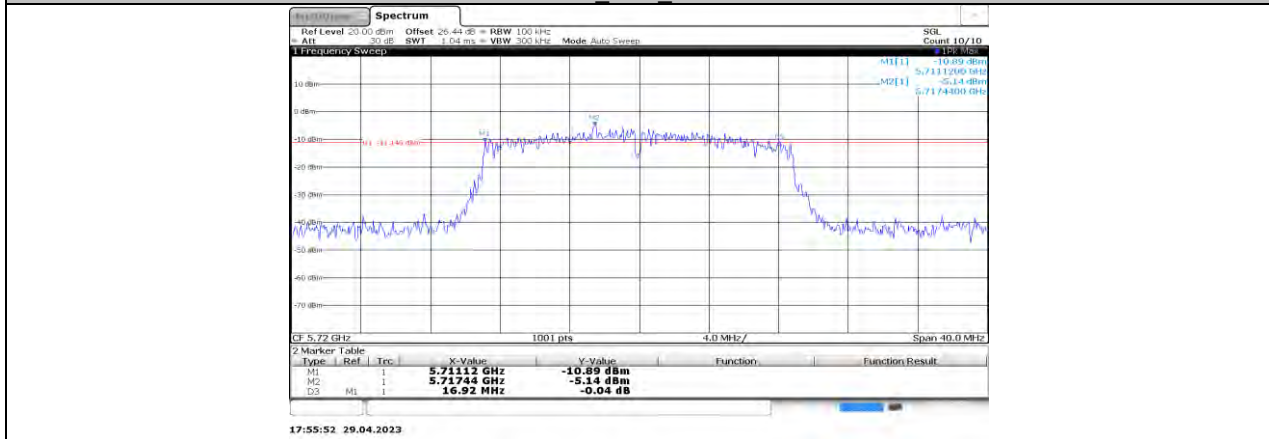
11A Ant1 5745



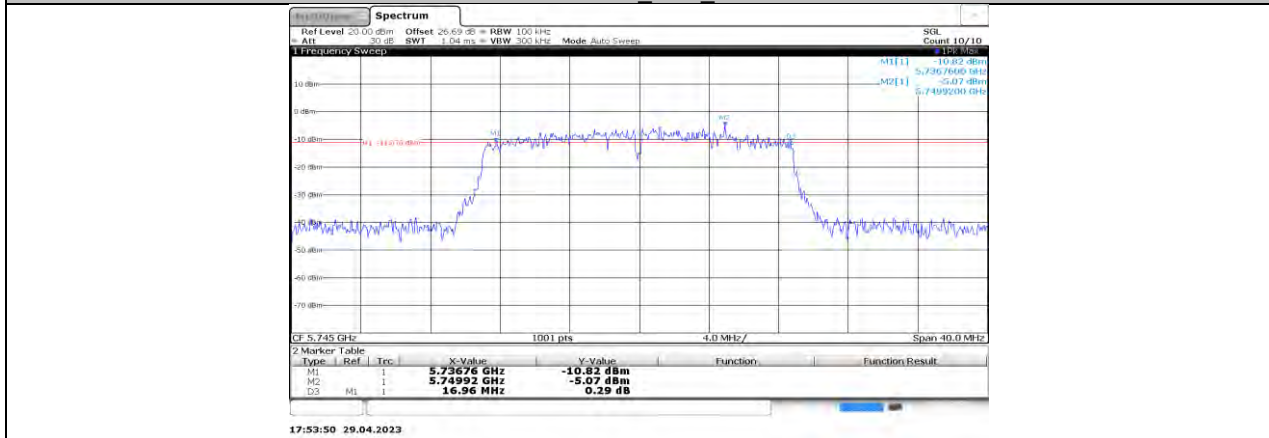
11A Ant1 5785



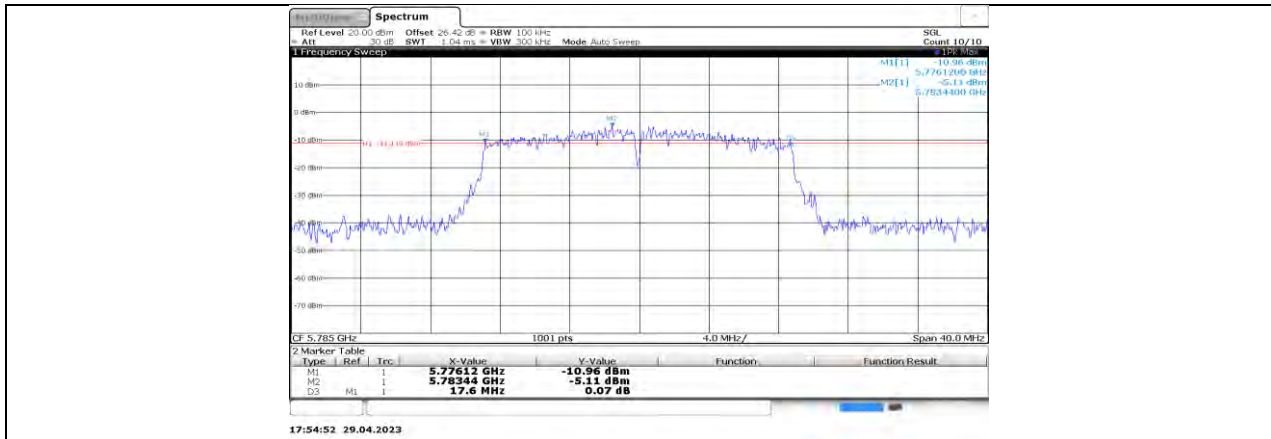
11A Ant1 5825



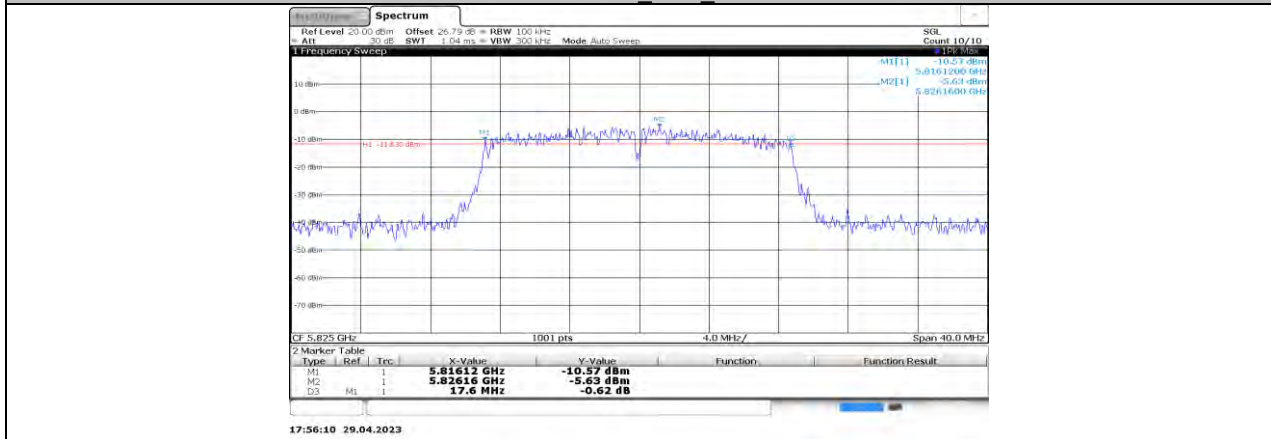
11N20SISO Ant1 5720



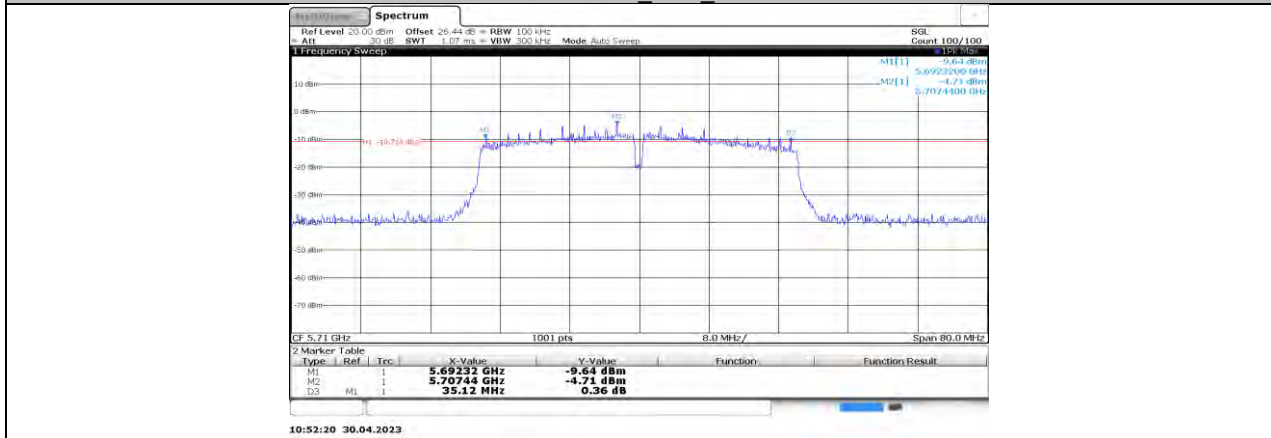
11N20SISO Ant1 5745



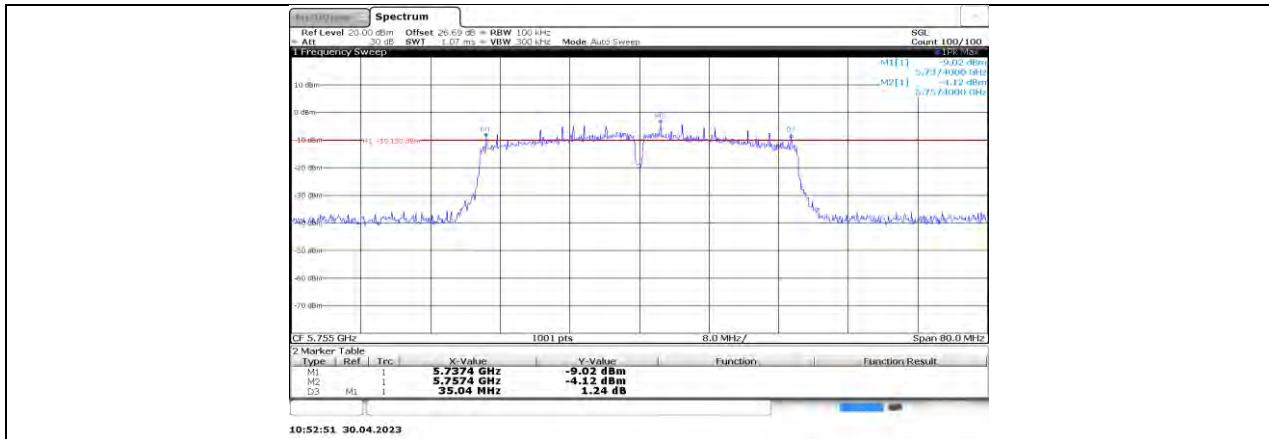
11N20SISO Ant1 5785



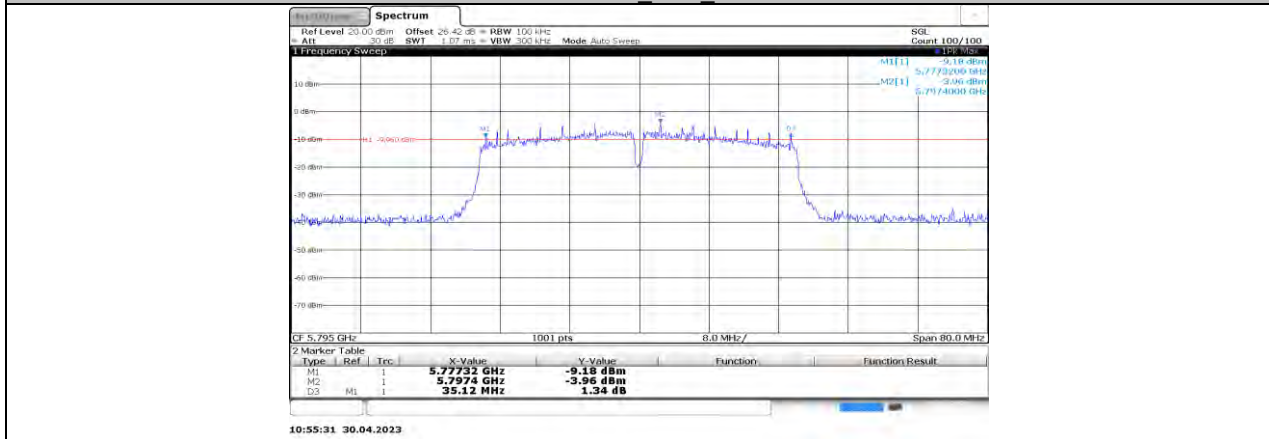
11N20SISO Ant1 5825



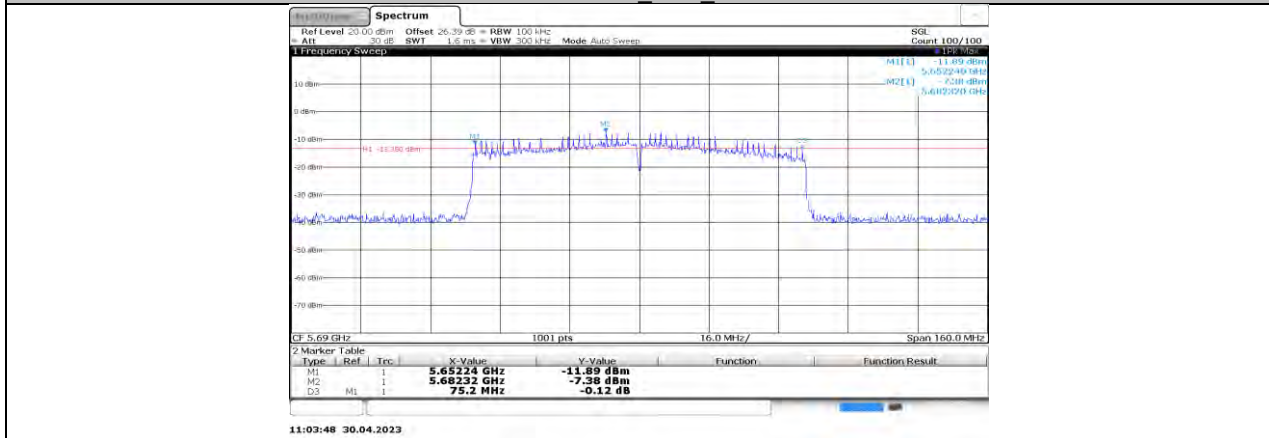
11N40SISO Ant1 5710



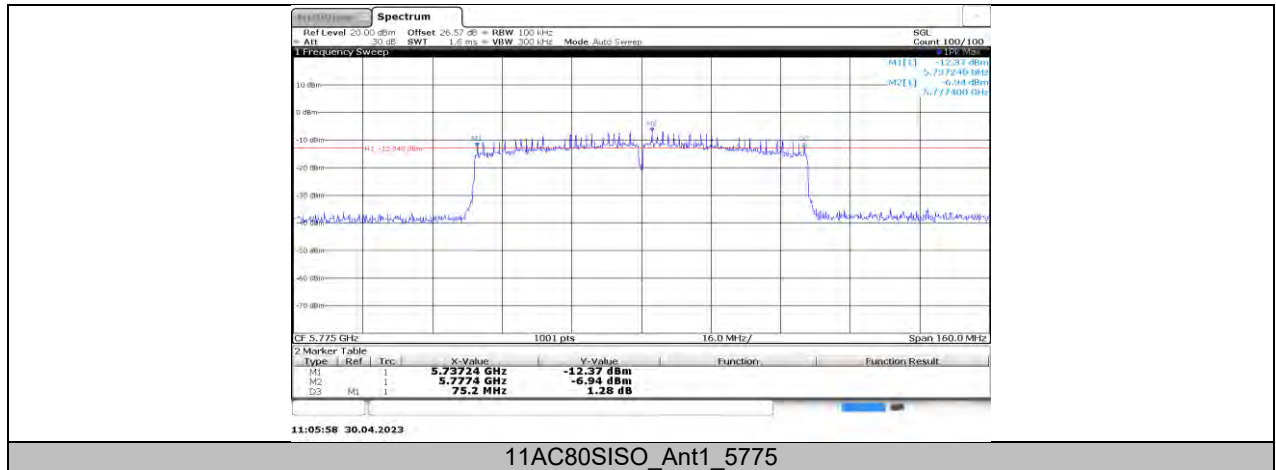
11N40SISO_Ant1_5755



11N40SISO_Ant1_5795



11AC80SISO_Ant1_5690



11.4. APPENDIX B: MAXIMUM CONDUCTED OUTPUT POWER

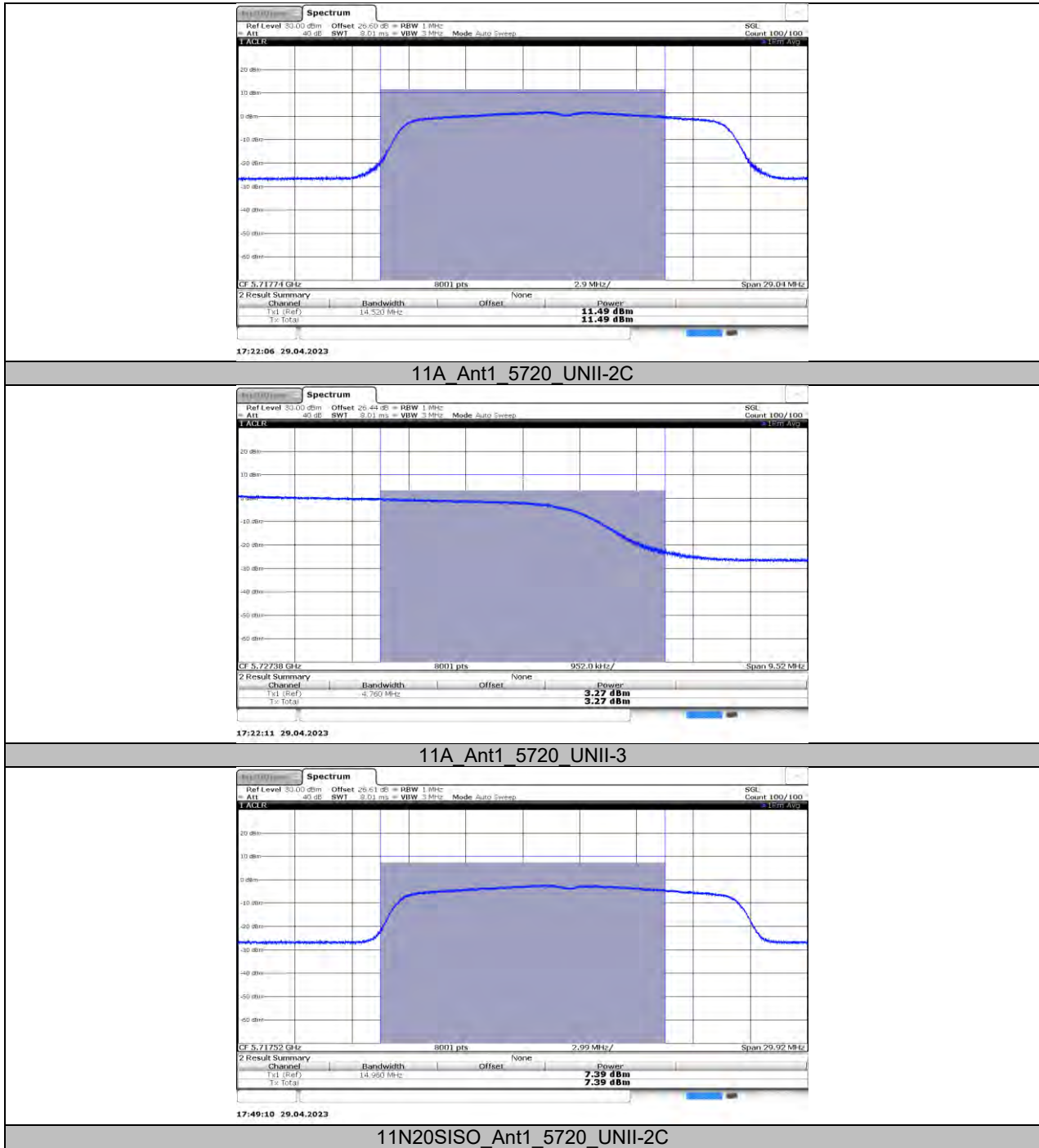
11.4.1. Test Result

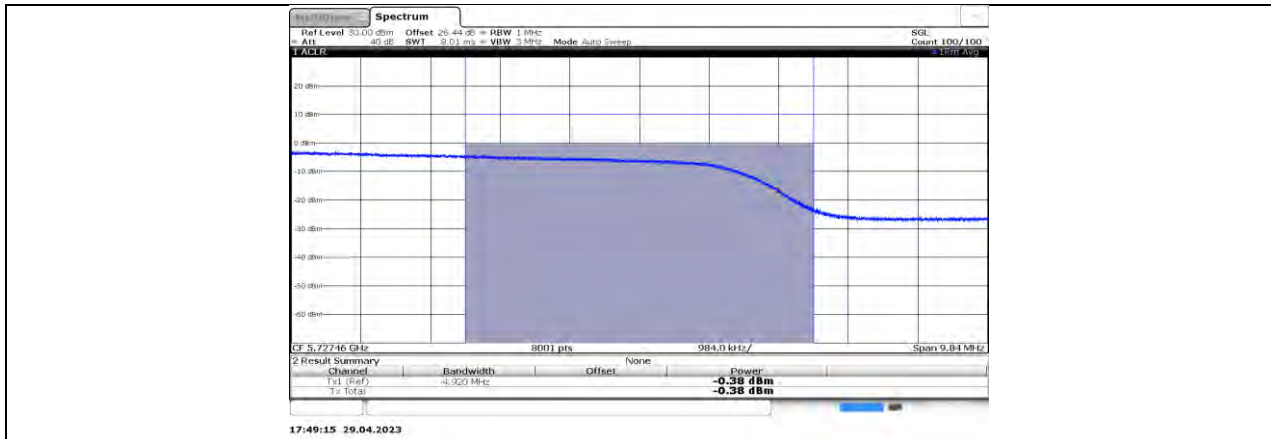
Test Mode	Antenna	Channel	Power [dBm]	FCC Limit [dBm]	ISED Limit [dBm]	EIRP [dBm]	Limit [dBm]	Verdict
11A	Ant1	5180	10.26	≤23.98	---	11.48	≤22.21	PASS
		5200	10.80	≤23.98	---	12.02	≤22.18	PASS
		5240	10.84	≤23.98	---	12.06	≤22.21	PASS
		5260	10.80	≤23.91	≤23.91	12.02	≤29.91	PASS
		5280	10.46	≤23.84	≤23.84	11.68	≤29.84	PASS
		5320	10.11	≤23.95	≤23.95	11.33	≤29.95	PASS
		5500	11.79	≤23.89	≤23.89	13.01	≤29.89	PASS
		5580	11.83	≤23.95	≤23.95	13.05	≤29.95	PASS
		5700	12.16	≤23.96	≤23.96	13.38	≤29.96	PASS
		5720_UNII-2C	11.49	≤22.62	≤22.26	12.71	≤28.26	PASS
		5720_UNII-3	3.27	≤30.00	≤30.00	4.49	---	PASS
		5745	12.57	≤30.00	≤30.00	13.79	---	PASS
		5785	12.95	≤30.00	≤30.00	14.17	---	PASS
		5825	13.16	≤30.00	≤30.00	14.38	---	PASS
11N20SISO	Ant1	5180	6.05	≤23.98	---	7.27	≤22.48	PASS
		5200	6.57	≤23.98	---	7.79	≤22.47	PASS
		5240	6.76	≤23.98	---	7.98	≤22.50	PASS
		5260	6.76	≤23.97	≤23.48	7.98	≤29.48	PASS
		5280	6.41	≤23.89	≤23.46	7.63	≤29.46	PASS
		5320	6.08	≤23.96	≤23.49	7.3	≤29.49	PASS
		5500	7.54	≤23.98	≤23.46	8.76	≤29.46	PASS
		5580	7.70	≤23.90	≤23.52	8.92	≤29.52	PASS
		5700	8.12	≤23.98	≤23.49	9.34	≤29.49	PASS
		5720_UNII-2C	7.39	≤22.75	≤22.44	8.61	≤28.44	PASS
		5720_UNII-3	-0.38	≤30.00	≤30.00	0.84	---	PASS
		5745	8.52	≤30.00	≤30.00	9.74	---	PASS
		5785	8.88	≤30.00	≤30.00	10.1	---	PASS
		5825	8.96	≤30.00	≤30.00	10.18	---	PASS
11N40SISO	Ant1	5190	7.74	≤23.98	---	8.96	≤23.00	PASS
		5230	7.94	≤23.98	---	9.16	≤23.00	PASS
		5270	7.81	≤23.98	≤23.98	9.03	≤29.98	PASS
		5310	7.26	≤23.98	≤23.98	8.48	≤29.98	PASS
		5510	8.85	≤23.98	≤23.98	10.07	≤29.98	PASS
		5550	8.79	≤23.98	≤23.98	10.01	≤29.98	PASS
		5670	9.50	≤23.98	≤23.98	10.72	≤29.98	PASS
		5710_UNII-2C	8.89	≤23.98	≤23.98	10.11	≤29.98	PASS
		5710_UNII-3	-4.46	≤30.00	≤30.00	-3.24	---	PASS
		5755	9.57	≤30.00	≤30.00	10.79	---	PASS
		5795	9.70	≤30.00	≤30.00	10.92	---	PASS
11AC80SISO	Ant1	5210	7.44	≤23.98	---	8.66	≤23.00	PASS
		5290	7.25	≤23.98	≤23.98	8.47	≤29.98	PASS
		5530	8.66	≤23.98	≤23.98	9.88	≤29.98	PASS
		5610	8.97	≤23.98	≤23.98	10.19	≤29.98	PASS
		5690_UNII-2C	8.77	≤23.98	≤23.98	9.99	≤29.98	PASS
		5690_UNII-3	-8.19	≤30.00	≤30.00	-6.97	---	PASS
5775	9.60	≤30.00	≤30.00	10.82	---	PASS		

Note: 1. Conducted Power=Meas. Level+ Correction Factor

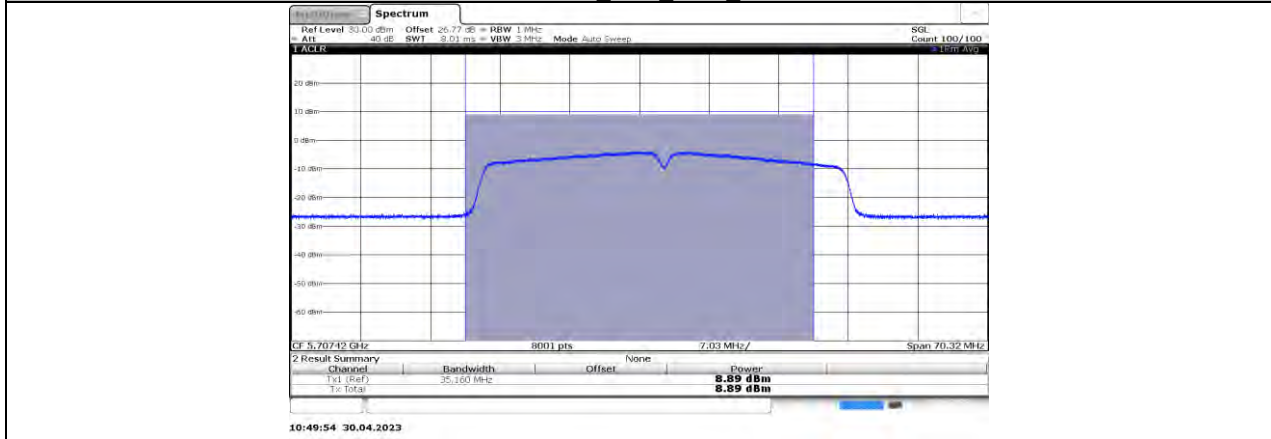
2. The Duty Cycle Factor (refer to section 7.1) had already compensated to the test data.

11.4.2. Test Graphs

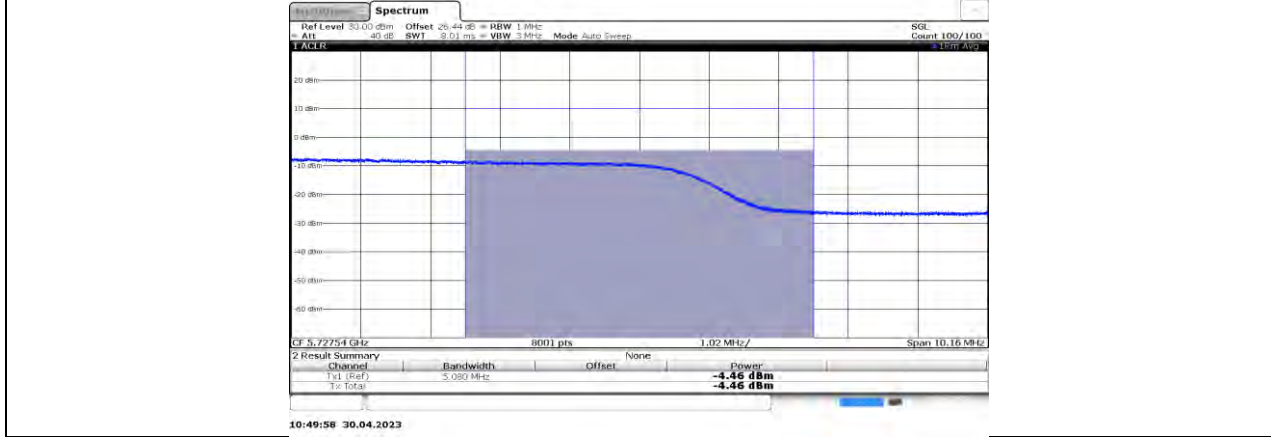




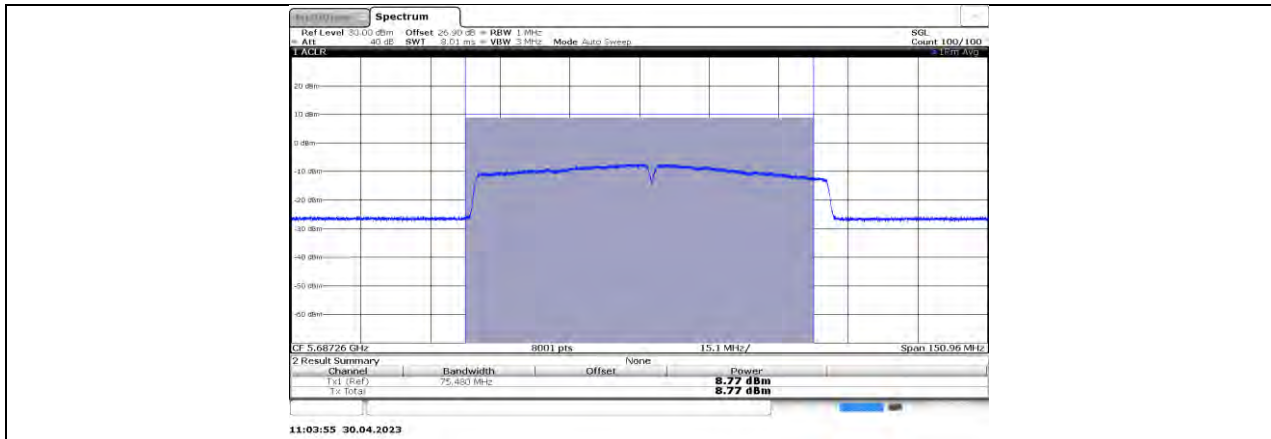
11N20SISO Ant1 5720 UNII-3



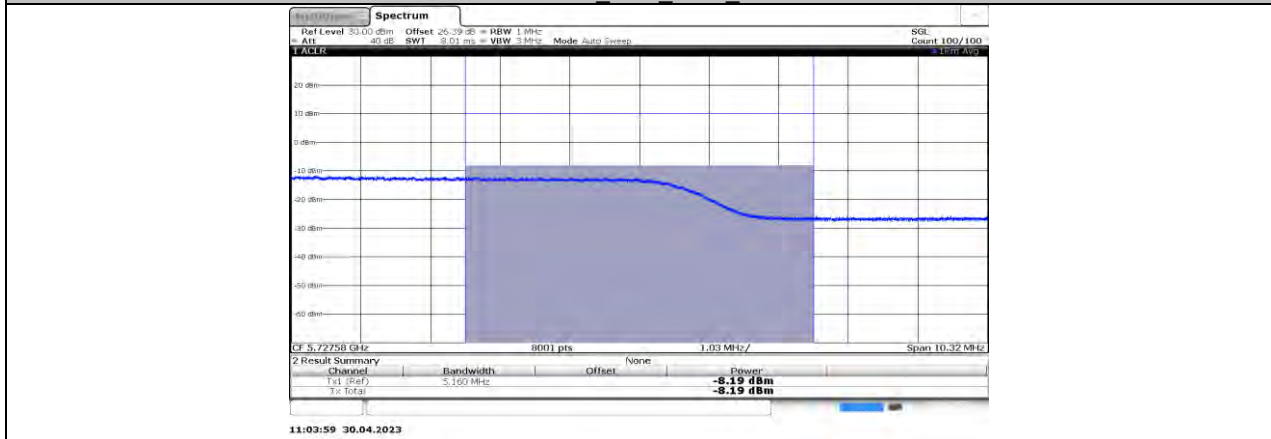
11N40SISO Ant1 5710 UNII-2C



11N40SISO Ant1 5710 UNII-3



11AC80SISO Ant1 5690 UNII-2C



11AC80SISO Ant1 5690 UNII-3

11.5. APPENDIX C: MAXIMUM POWER SPECTRAL DENSITY

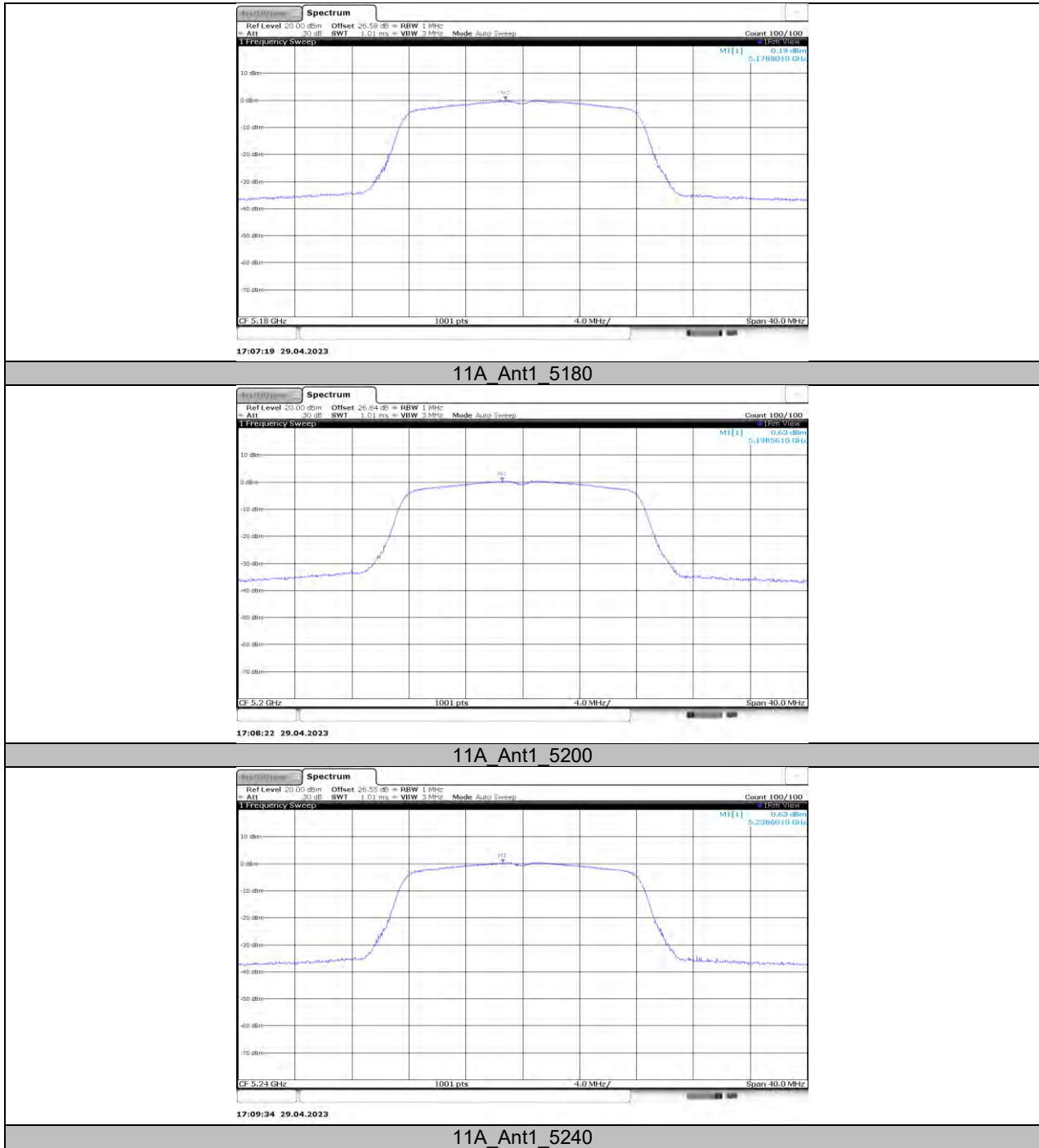
11.5.1. Test Result

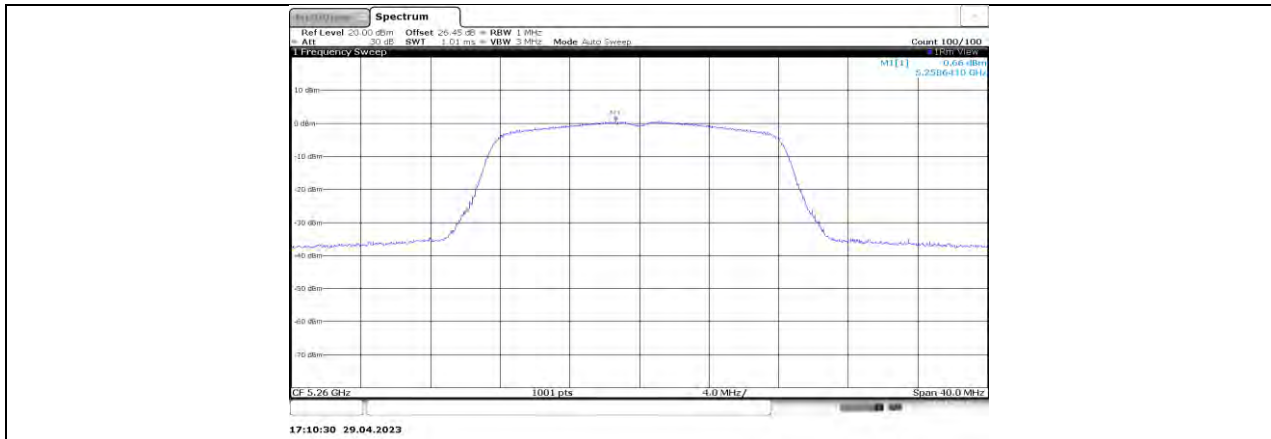
Test Mode	Antenna	Channel	Power [dBm/MHz]	Limit [dBm/MHz]	EIRP [dBm/MHz]	Limit [dBm/MHz]	Verdict
11A	Ant1	5180	0.19	≤11.00	1.41	≤10.00	PASS
		5200	0.63	≤11.00	1.85	≤10.00	PASS
		5240	0.63	≤11.00	1.85	≤10.00	PASS
		5260	0.66	≤11.00	1.88	---	PASS
		5280	0.28	≤11.00	1.5	---	PASS
		5320	-0.12	≤11.00	1.1	---	PASS
		5500	1.63	≤11.00	2.85	---	PASS
		5580	1.75	≤11.00	2.97	---	PASS
		5700	2.02	≤11.00	3.24	---	PASS
		5720_UNII-2C	2.35	≤11.00	3.57	---	PASS
		5720_UNII-3	-2.83	≤30.00	-1.61	---	PASS
		5745	-0.33	≤30.00	0.89	---	PASS
		5785	-0.16	≤30.00	1.06	---	PASS
		5825	0.28	≤30.00	1.5	---	PASS
11N20SISO	Ant1	5180	-4.19	≤11.00	-2.97	≤10.00	PASS
		5200	-3.78	≤11.00	-2.56	≤10.00	PASS
		5240	-3.74	≤11.00	-2.52	≤10.00	PASS
		5260	-3.4	≤11.00	-2.18	---	PASS
		5280	-4.04	≤11.00	-2.82	---	PASS
		5320	-4.21	≤11.00	-2.99	---	PASS
		5500	-2.77	≤11.00	-1.55	---	PASS
		5580	-2.52	≤11.00	-1.3	---	PASS
		5700	-2.32	≤11.00	-1.1	---	PASS
		5720_UNII-2C	-2.12	≤11.00	-0.9	---	PASS
		5720_UNII-3	-7.42	≤30.00	-6.2	---	PASS
		5745	-4.73	≤30.00	-3.51	---	PASS
		5785	-4.21	≤30.00	-2.99	---	PASS
		5825	-4.28	≤30.00	-3.06	---	PASS
11N40SISO	Ant1	5190	-5.5	≤11.00	-4.28	≤10.00	PASS
		5230	-5.25	≤11.00	-4.03	≤10.00	PASS
		5270	-5.53	≤11.00	-4.31	---	PASS
		5310	-5.97	≤11.00	-4.75	---	PASS
		5510	-4.39	≤11.00	-3.17	---	PASS
		5550	-4.28	≤11.00	-3.06	---	PASS
		5670	-3.96	≤11.00	-2.74	---	PASS
		5710_UNII-2C	-4.16	≤11.00	-2.94	---	PASS
		5710_UNII-3	-11.13	≤30.00	-9.91	---	PASS
		5755	-6.63	≤30.00	-5.41	---	PASS
		5795	-6.49	≤30.00	-5.27	---	PASS
11AC80SISO	Ant1	5210	-8.96	≤11.00	-7.74	≤10.00	PASS
		5290	-9	≤11.00	-7.78	---	PASS
		5530	-8.11	≤11.00	-6.89	---	PASS
		5610	-7.4	≤11.00	-6.18	---	PASS
		5690_UNII-2C	-7.39	≤11.00	-6.17	---	PASS
		5690_UNII-3	-15.17	≤30.00	-13.95	---	PASS
		5775	-9.51	≤30.00	-8.29	---	PASS

Note: 1.The Result and Limit Unit is dBm/500 kHz in the band 5.725–5.85 GHz.

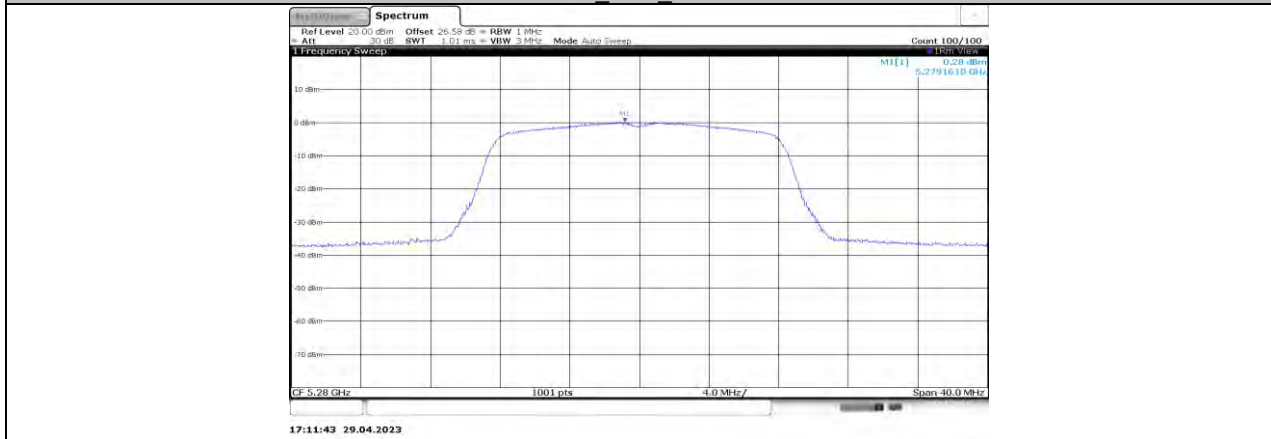
2.The Duty Cycle Factor and RBW Factor is compensated in the graph.

11.5.2. Test Graphs

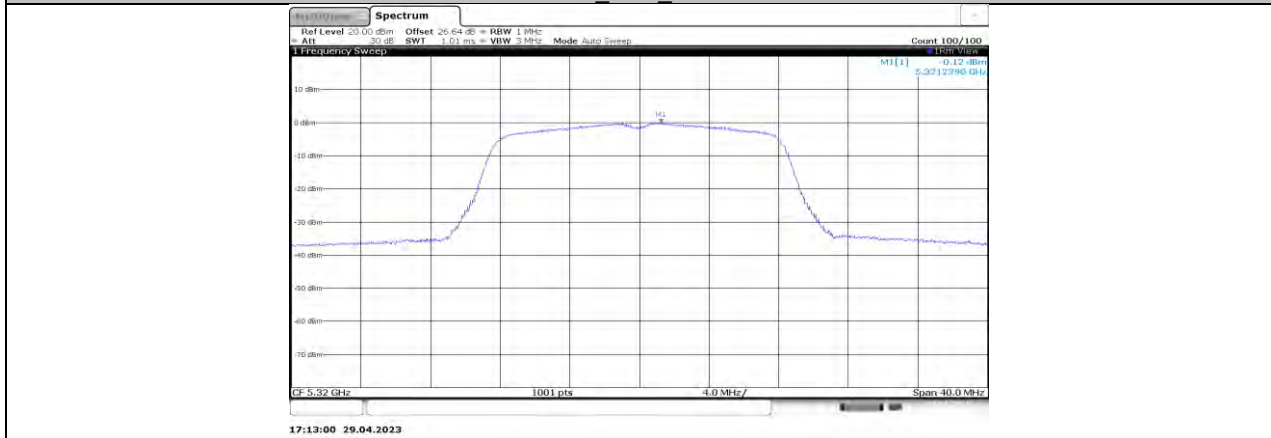




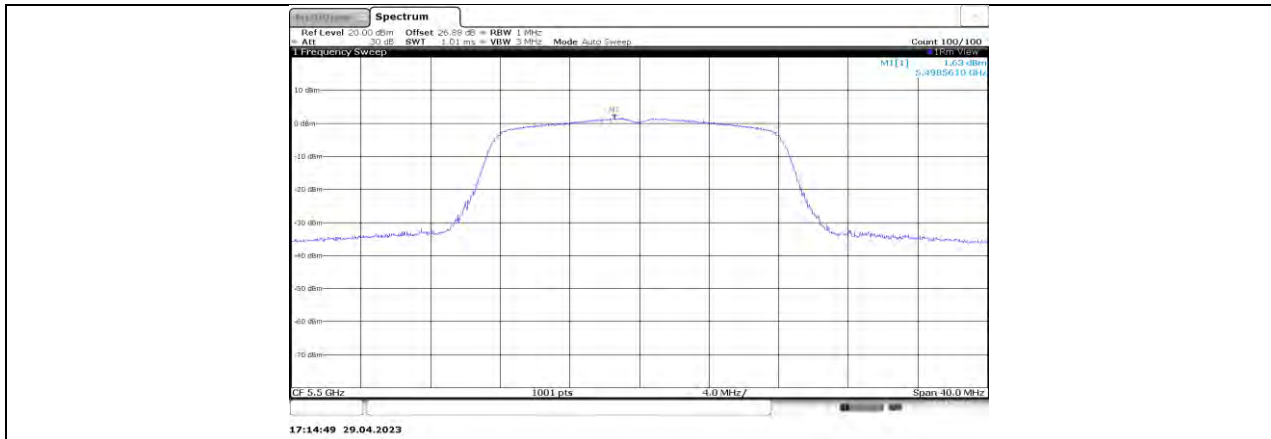
11A Ant1 5260



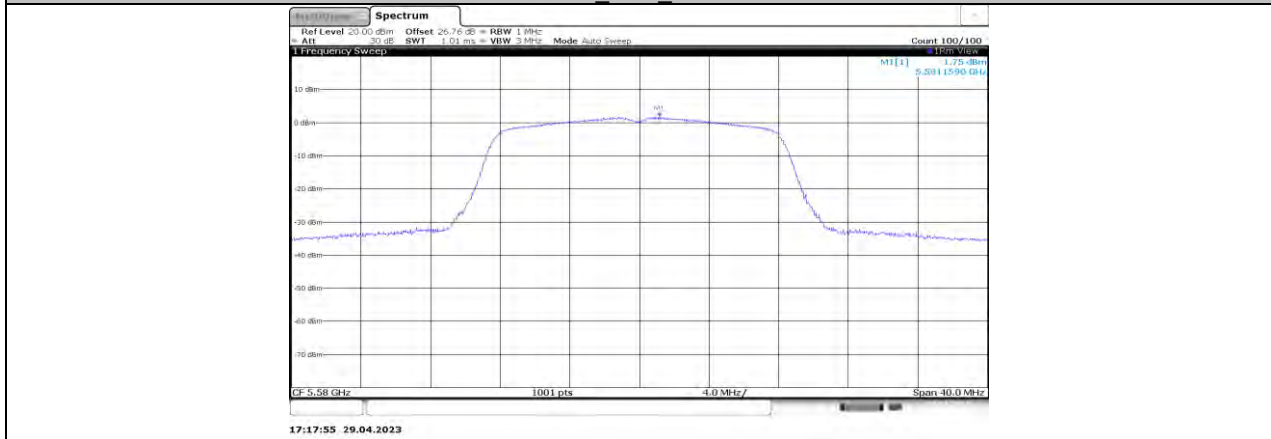
11A Ant1 5280



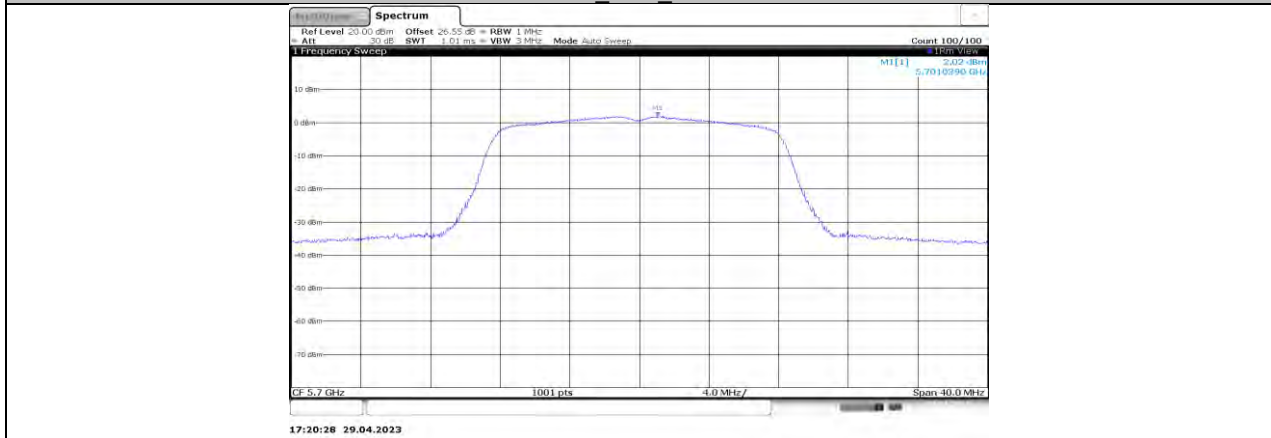
11A Ant1 5320



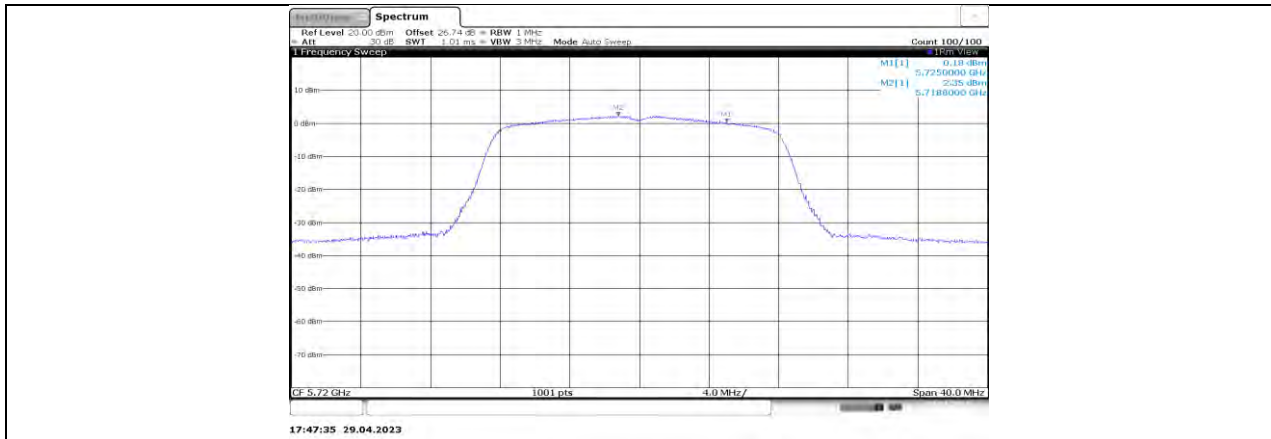
11A_Ant1_5500



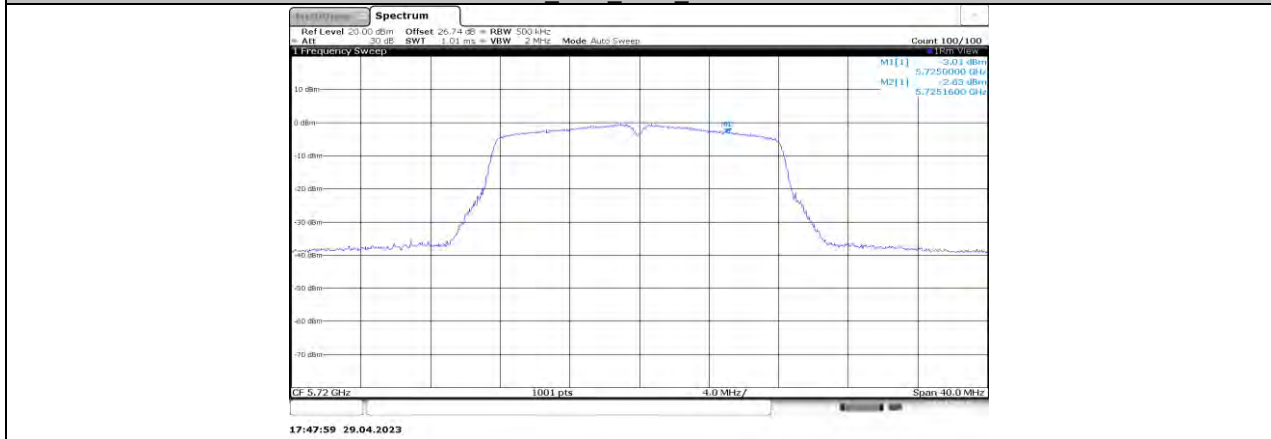
11A_Ant1_5580



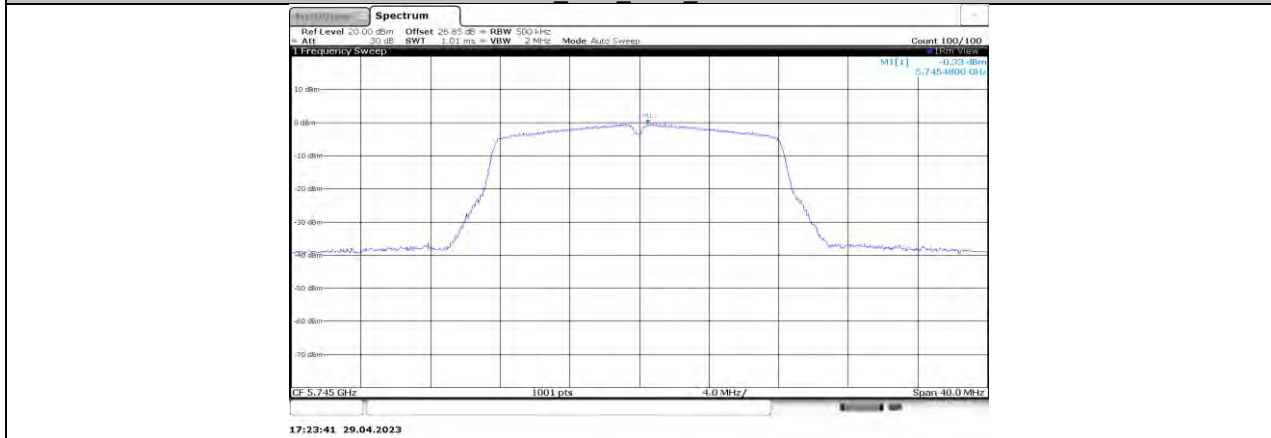
11A_Ant1_5700



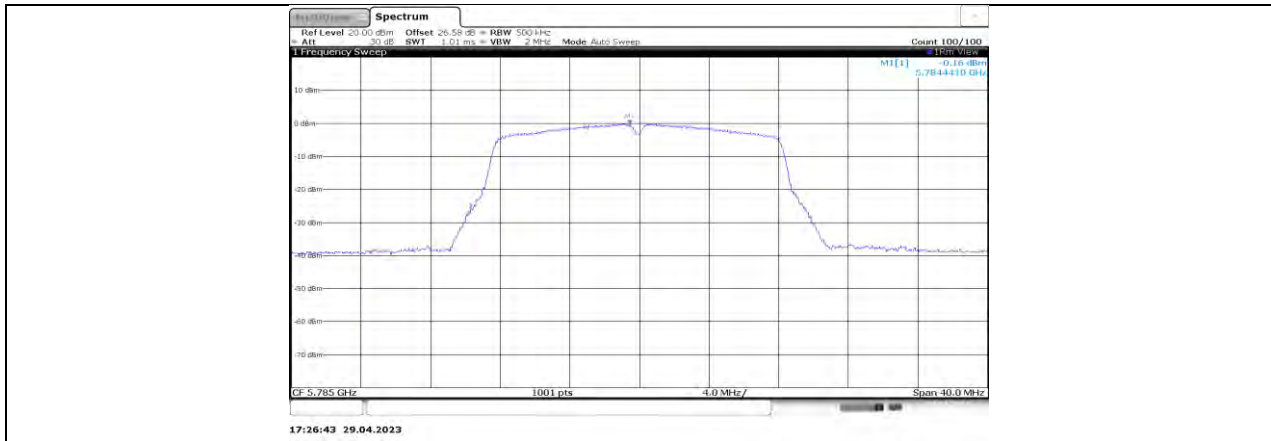
11A Ant1 5720 UNII-2C



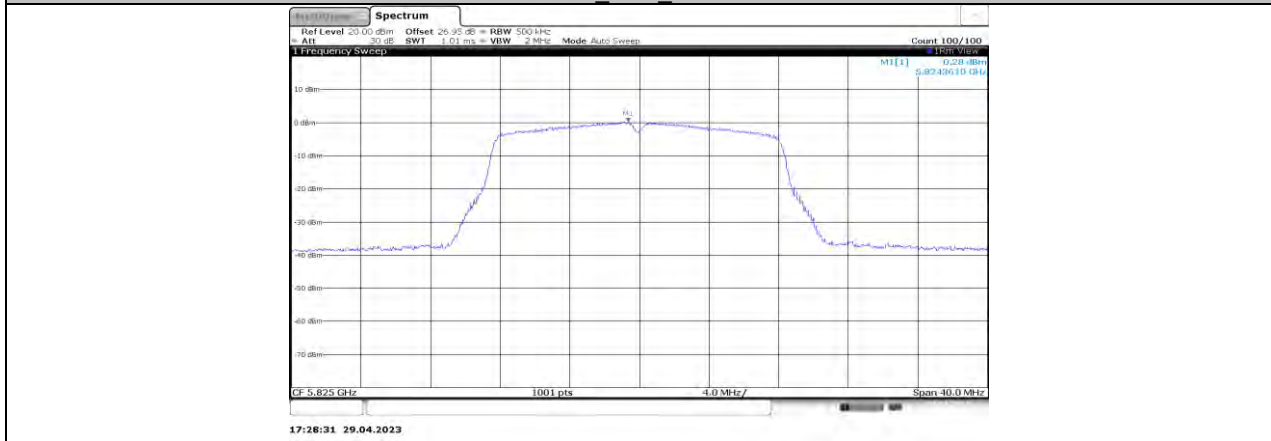
11A Ant1 5720 UNII-3



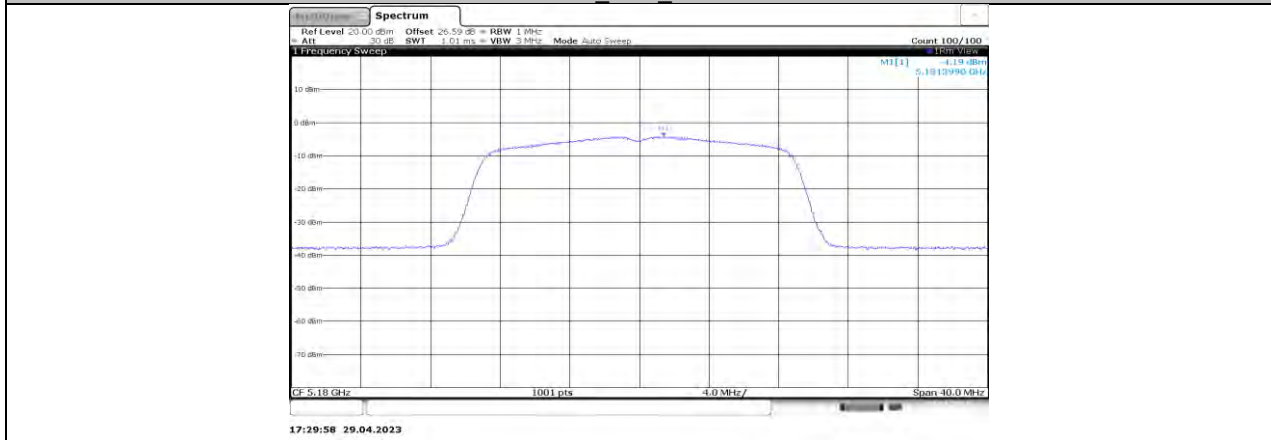
11A Ant1 5745



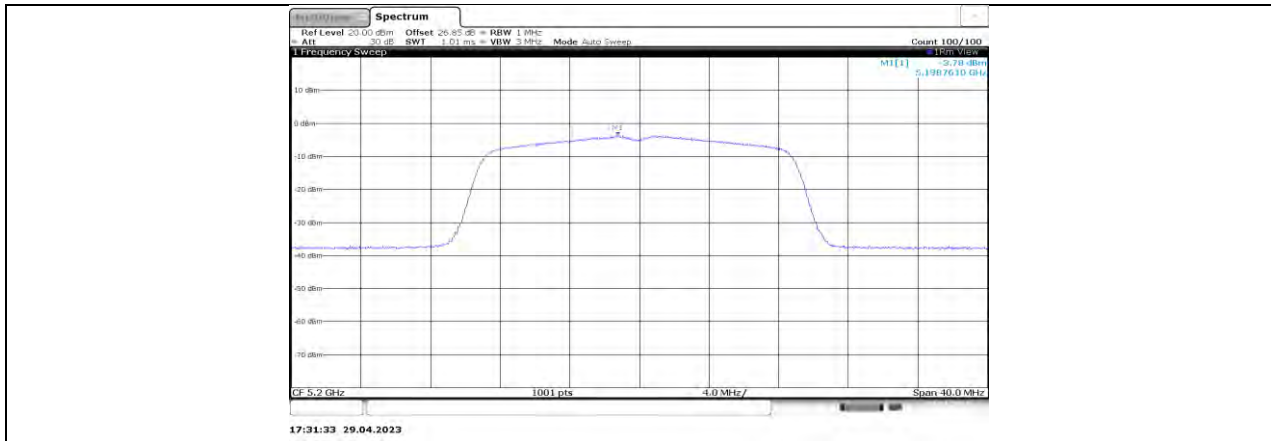
11A Ant1 5785



11A Ant1 5825



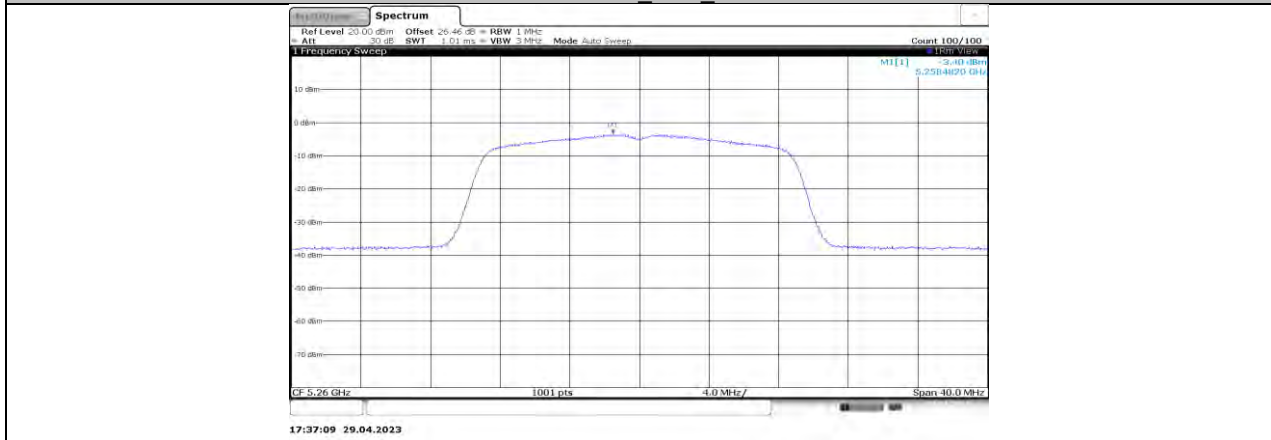
11N20SISO Ant1 5180



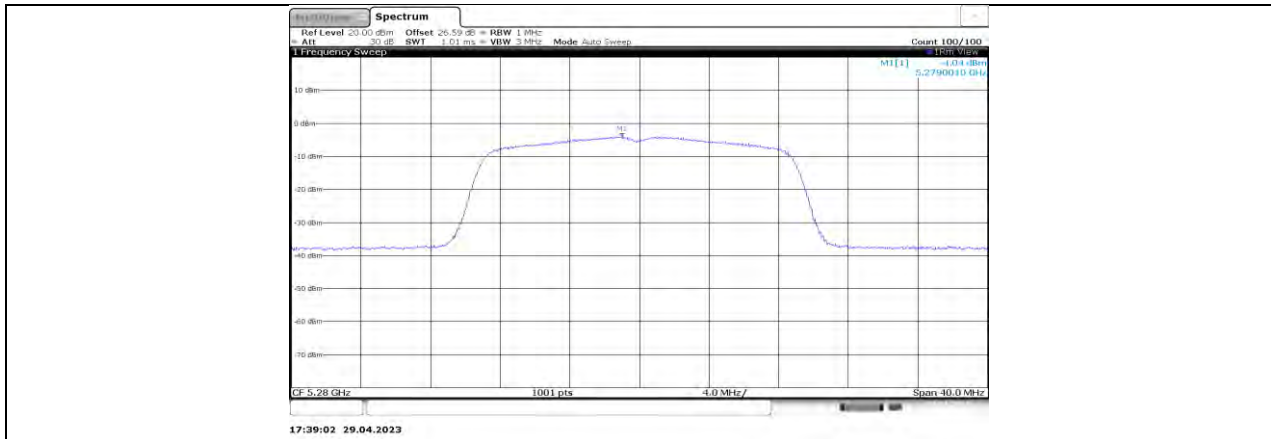
11N20SISO_Ant1_5200



11N20SISO_Ant1_5240



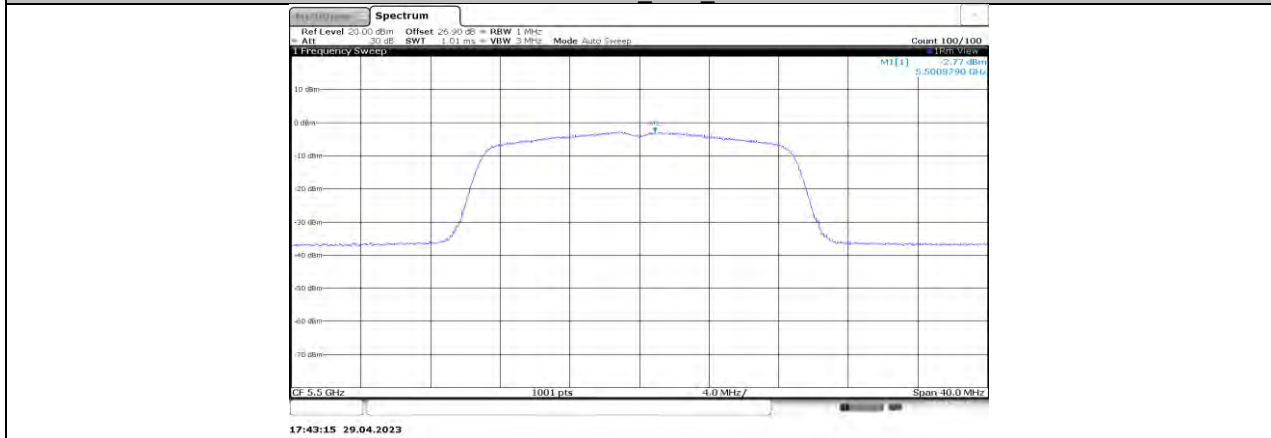
11N20SISO_Ant1_5260



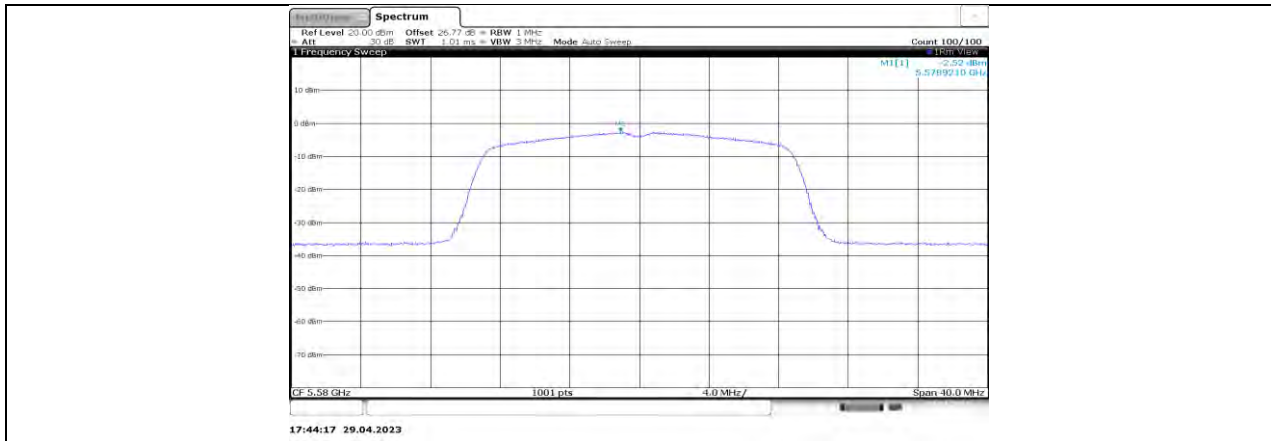
11N20SISO_Ant1_5280



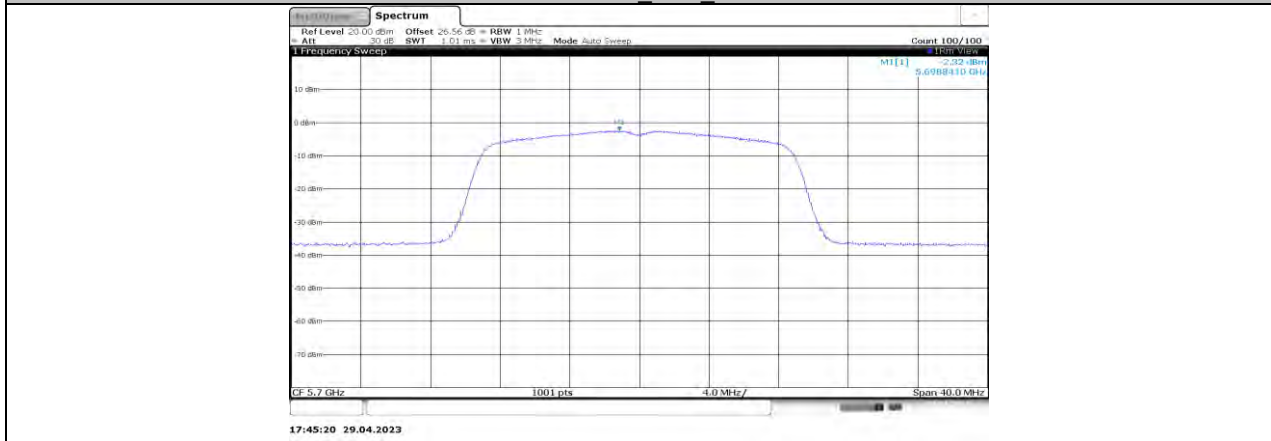
11N20SISO_Ant1_5320



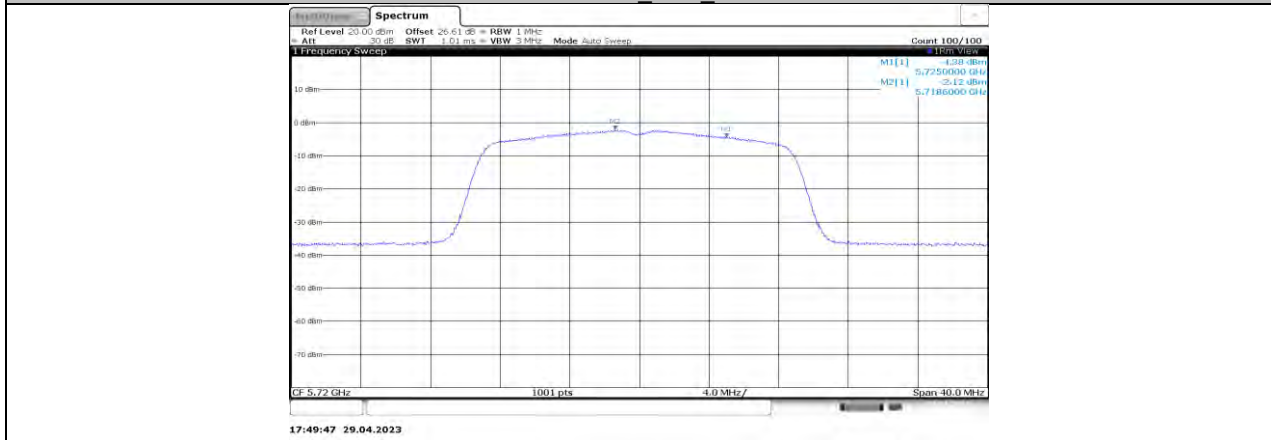
11N20SISO_Ant1_5500



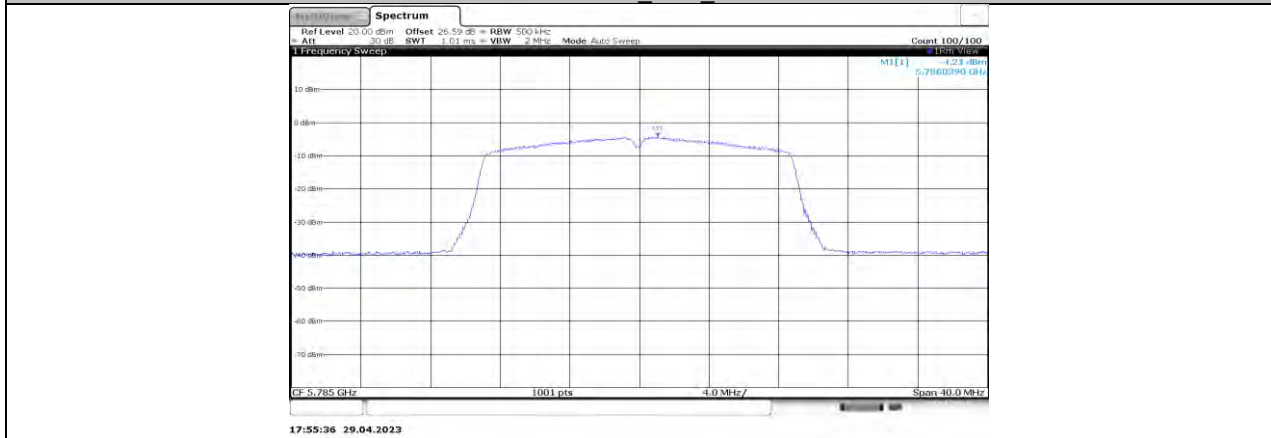
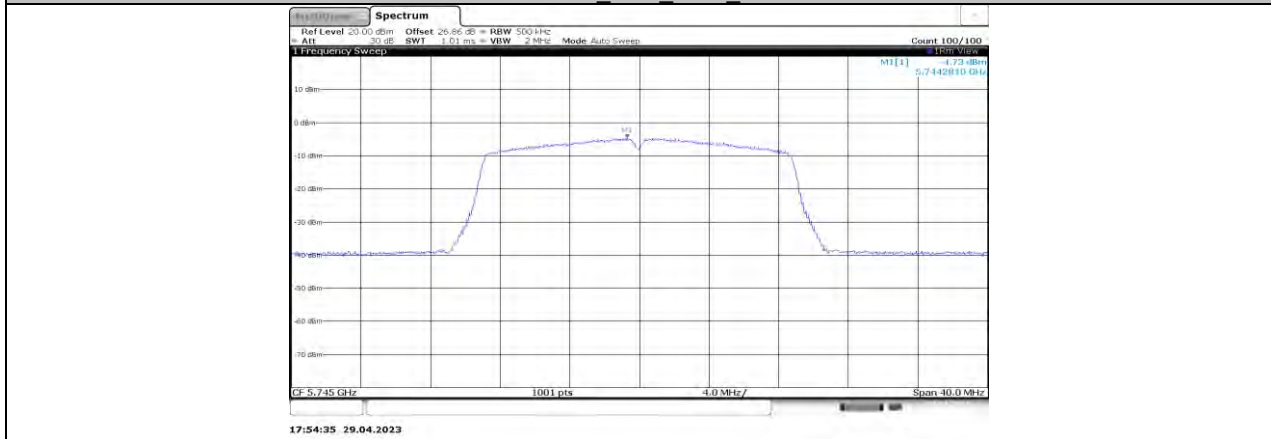
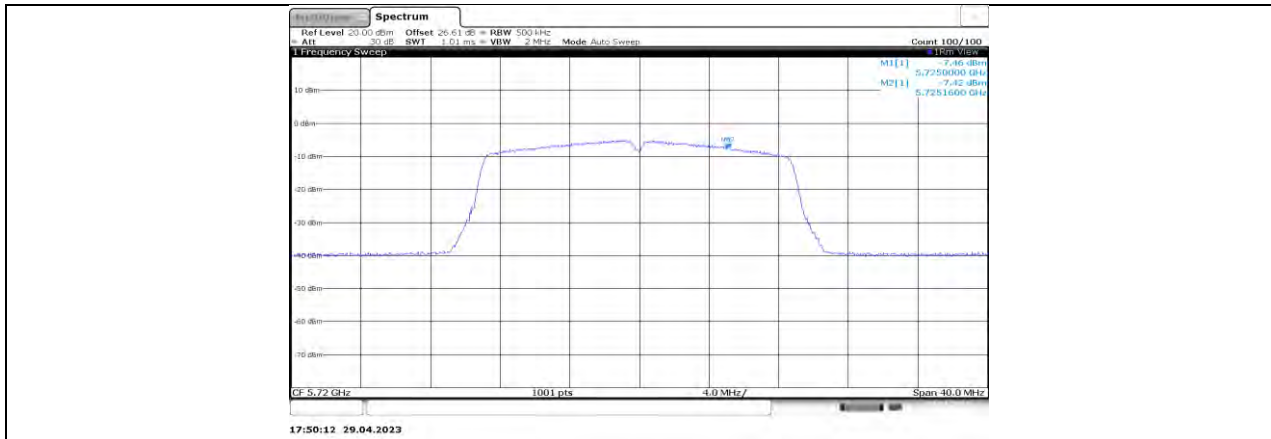
11N20SISO_Ant1_5580

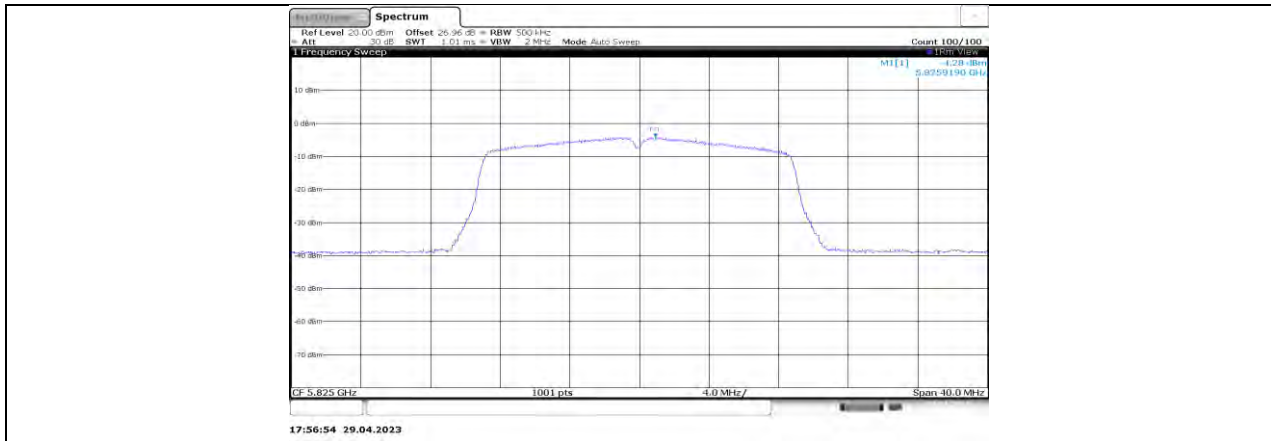


11N20SISO_Ant1_5700

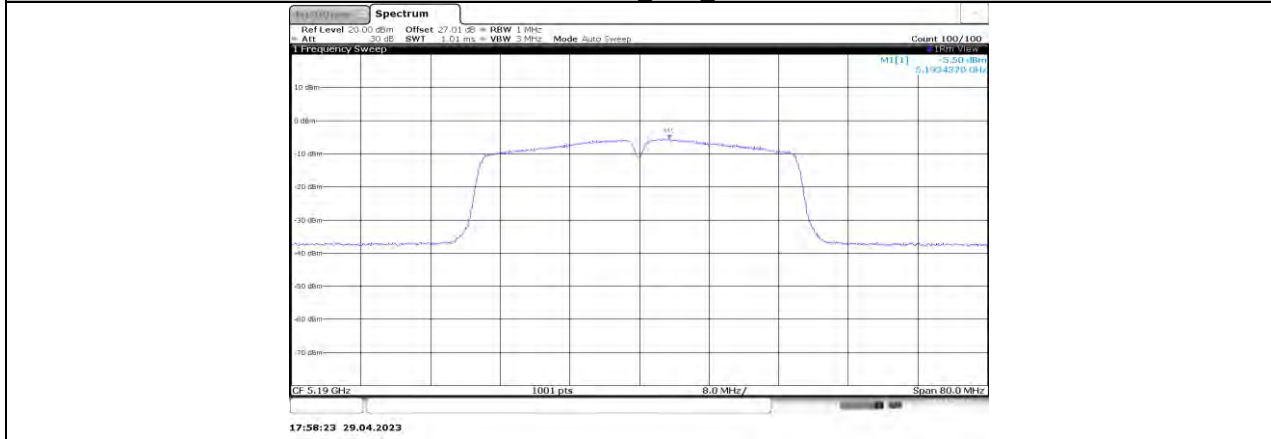


11N20SISO_Ant1_5720_UNII-2C

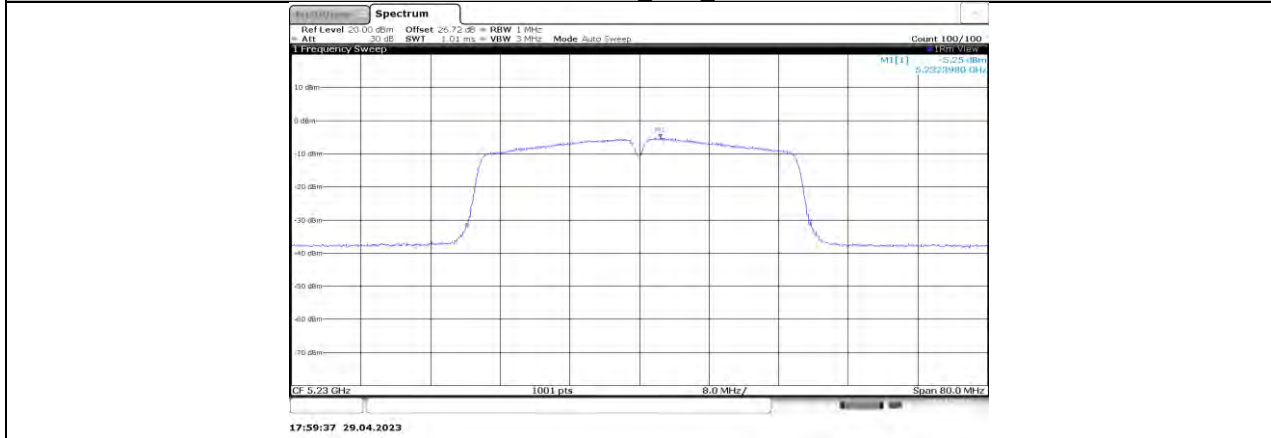




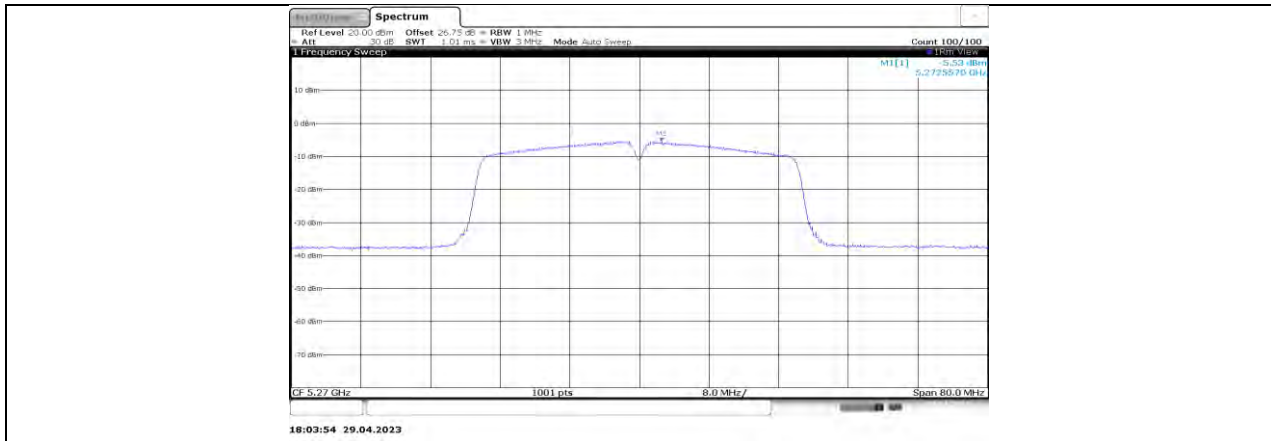
11N20SISO_Ant1_5825



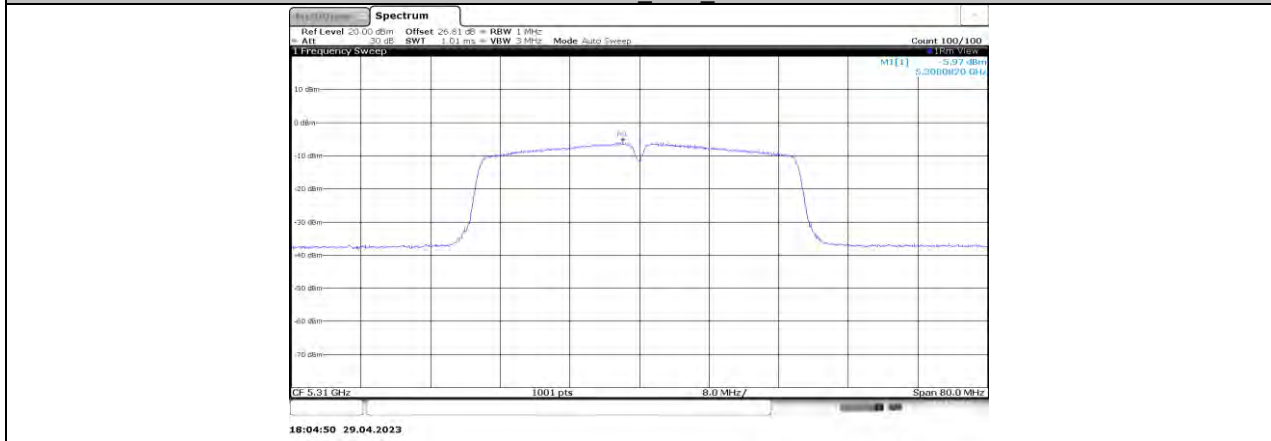
11N40SISO_Ant1_5190



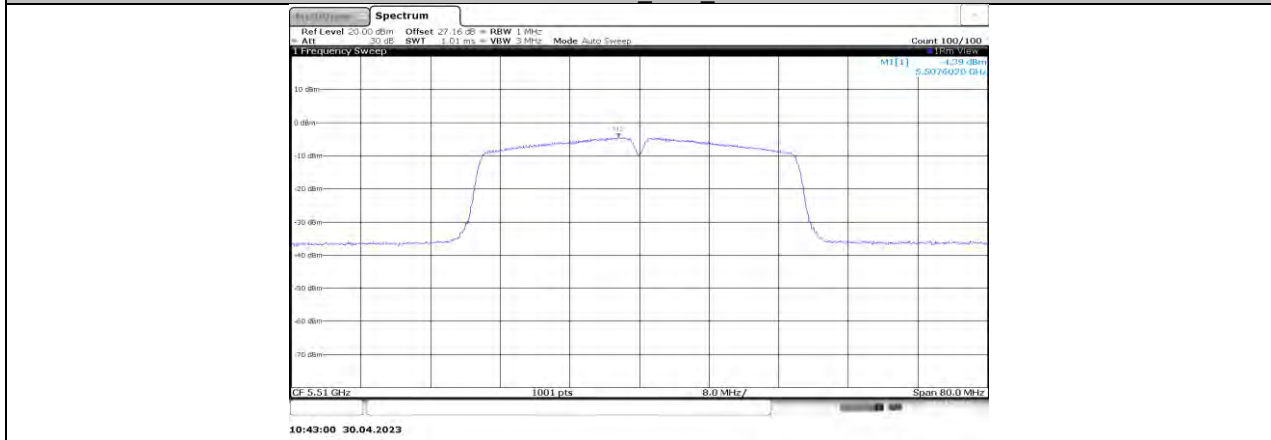
11N40SISO_Ant1_5230



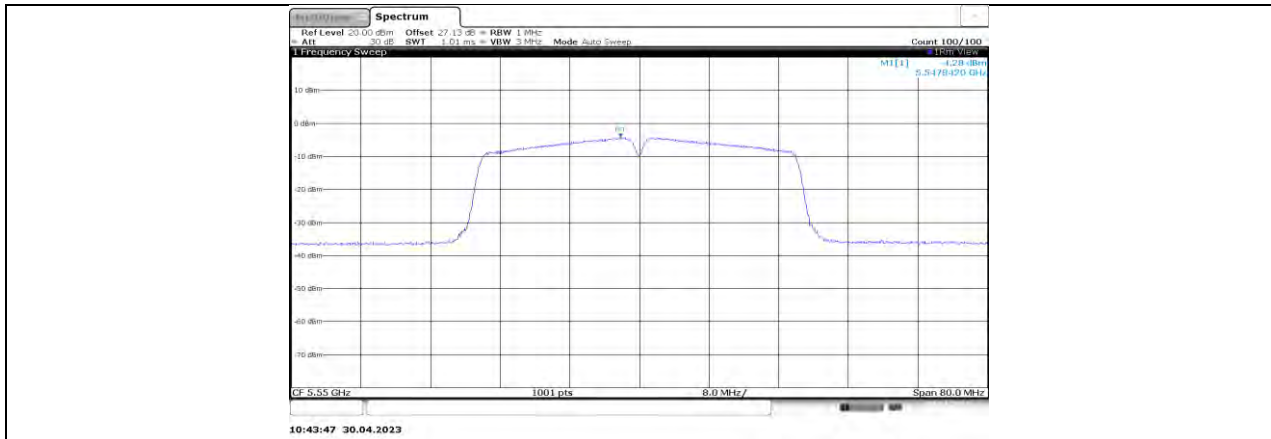
11N40SISO_Ant1_5270



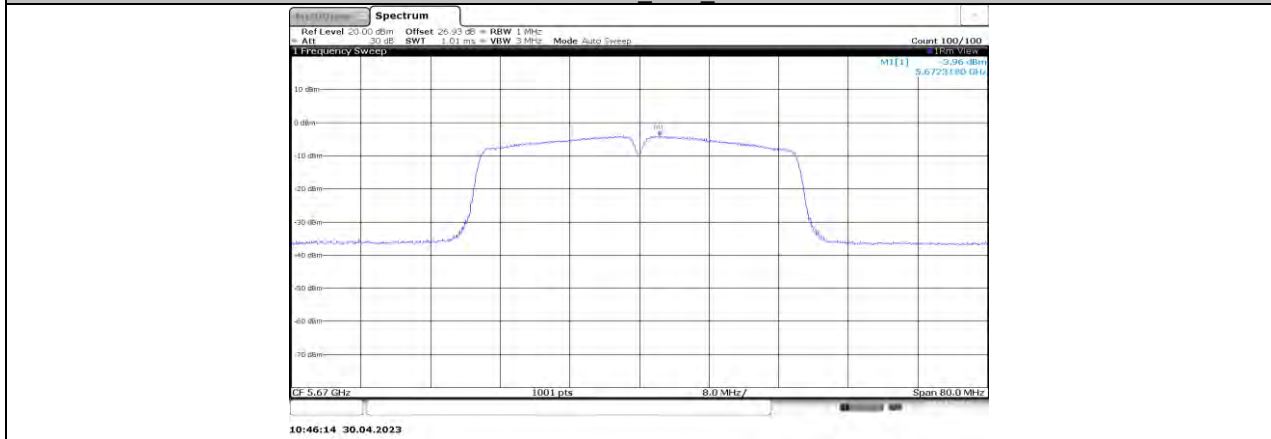
11N40SISO_Ant1_5310



11N40SISO_Ant1_5510



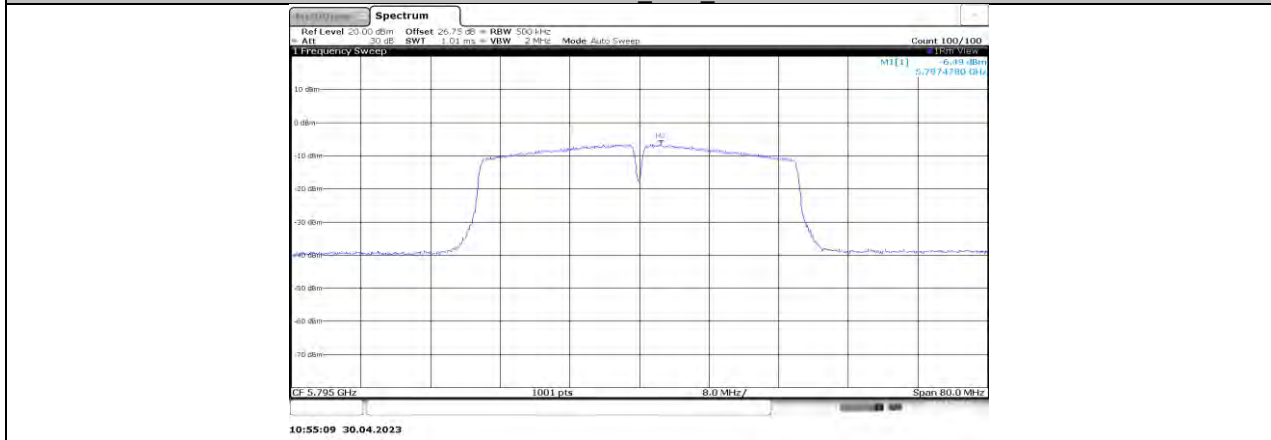
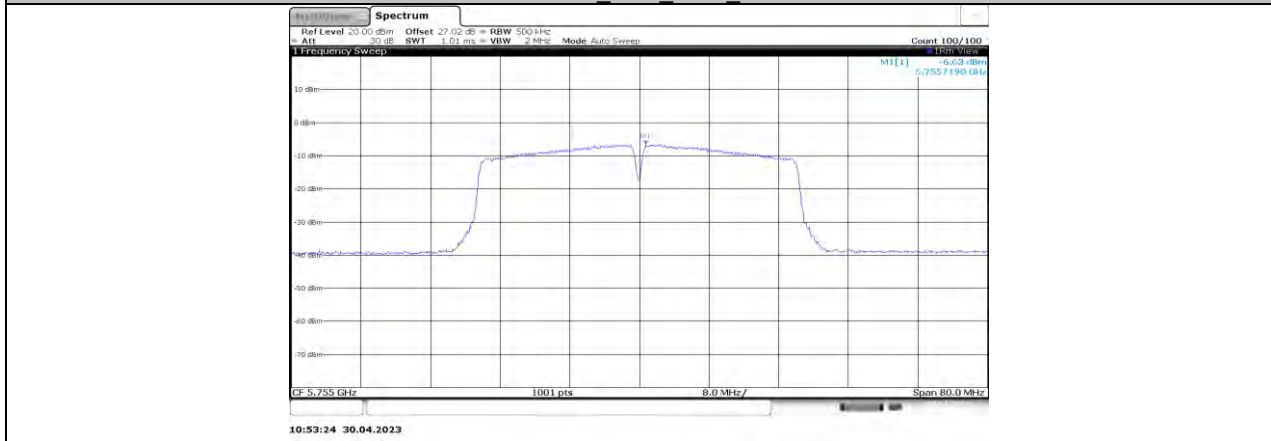
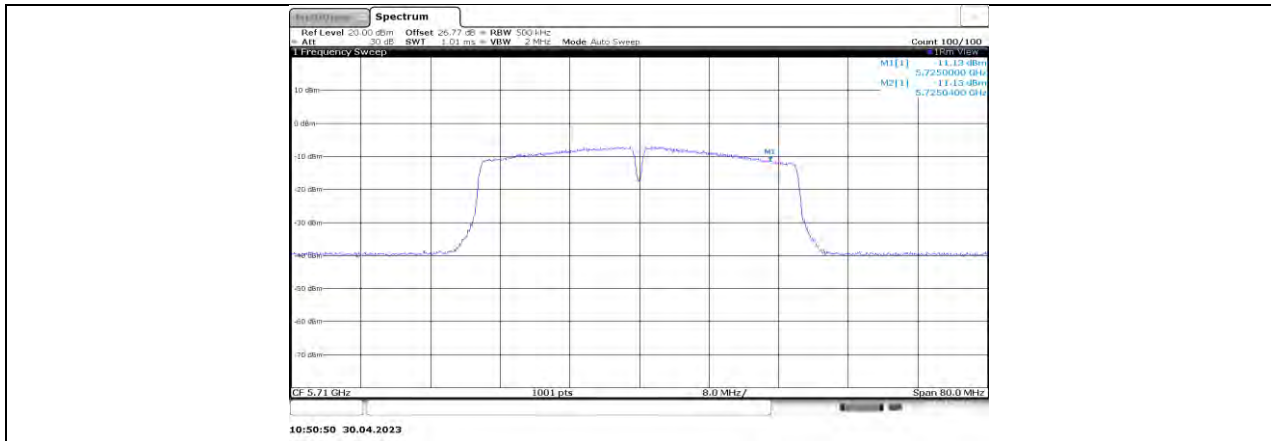
11N40SISO_Ant1_5550

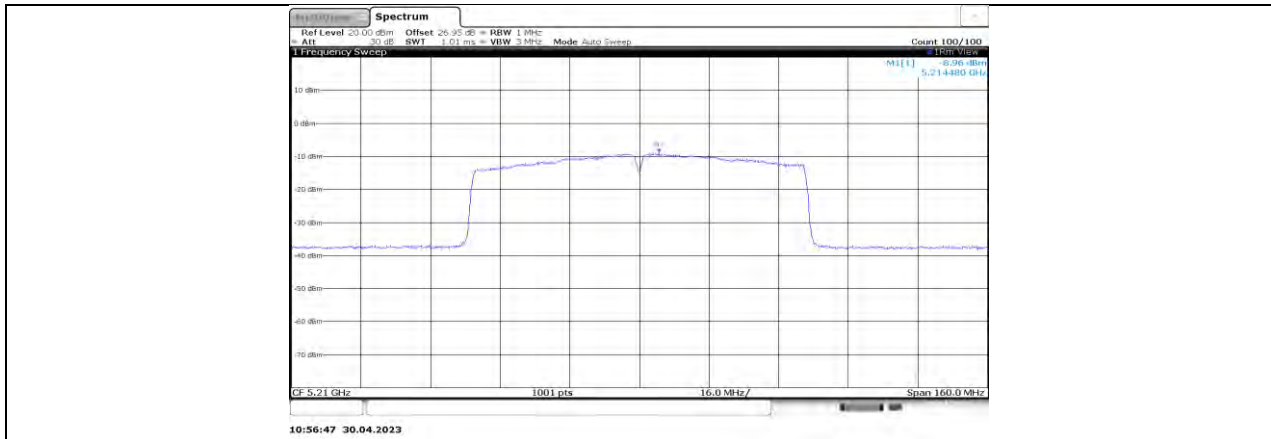


11N40SISO_Ant1_5670

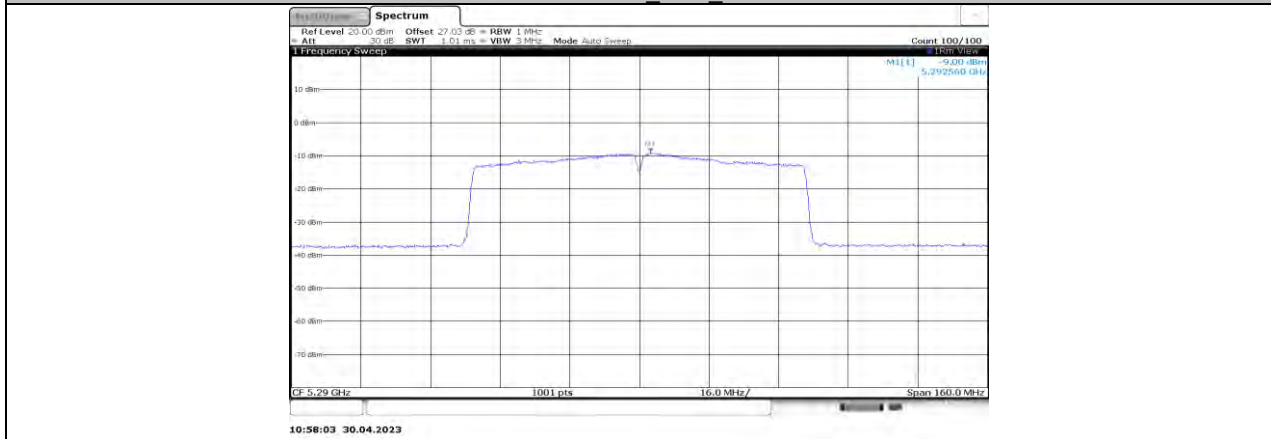


11N40SISO_Ant1_5710_UNII-2C

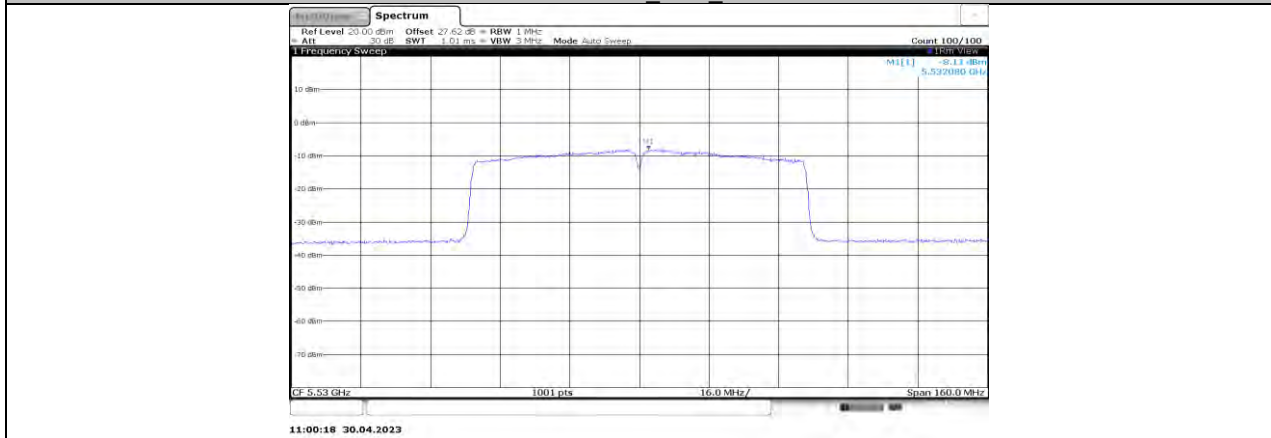




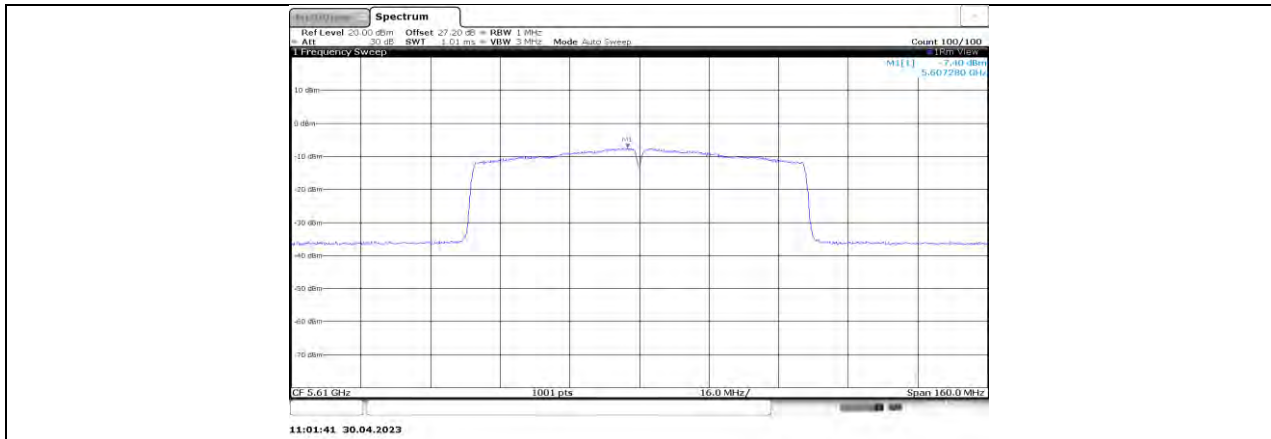
11AC80SISO_Ant1_5210



11AC80SISO_Ant1_5290



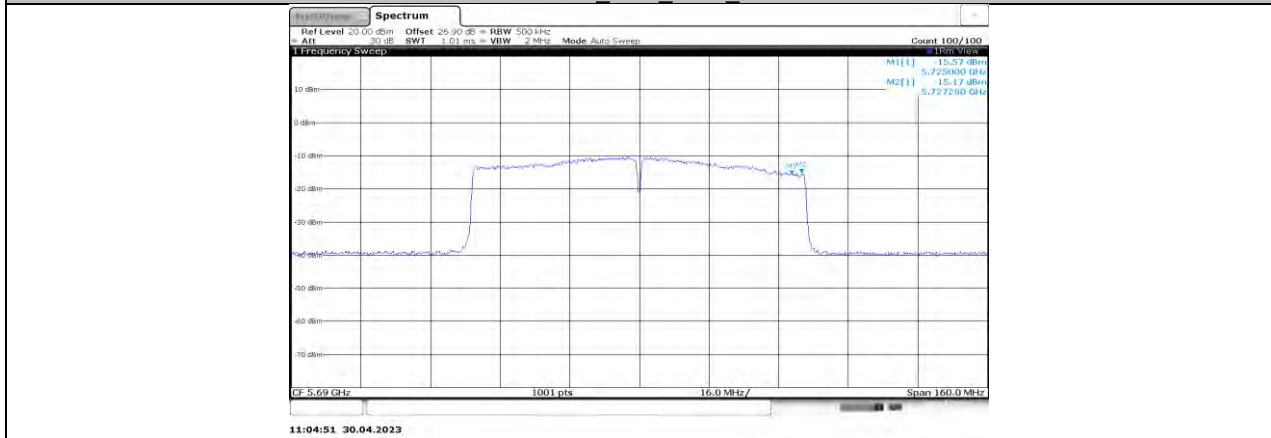
11AC80SISO_Ant1_5530



11AC80SISO_Ant1_5610



11AC80SISO_Ant1_5690_UNII-2C



11AC80SISO_Ant1_5690_UNII-3



11.6. APPENDIX G: FREQUENCY STABILITY

11.6.1. Test Result

Frequency Error vs. Voltage									
802.11a20:5200MHz									
Temp.	Volt.	0 Minute		2 Minute		5 Minute		10 Minute	
		Freq.Error (MHz)	Tolerance (ppm)	Freq.Error (MHz)	Tolerance (ppm)	Freq.Error (MHz)	Tolerance (ppm)	Freq.Error (MHz)	Tolerance (ppm)
TN	VL	5199.9828	-3.31	5199.9905	-1.82	5199.9974	-0.50	5199.9986	-0.27
TN	VN	5199.9920	-1.54	5200.0213	4.09	5199.9800	-3.85	5199.9945	-1.05
TN	VH	5200.0074	1.42	5199.9881	-2.29	5200.0208	4.01	5199.9859	-2.72
Frequency Error vs. Temperature									
802.11a:5200MHz									
Temp.	Volt.	0 Minute		2 Minute		5 Minute		10 Minute	
		Freq.Error (MHz)	Tolerance (ppm)	Freq.Error (MHz)	Tolerance (ppm)	Freq.Error (MHz)	Tolerance (ppm)	Freq.Error (MHz)	Tolerance (ppm)
35	VN	5200.0177	3.41	5200.0006	0.12	5200.0237	4.56	5200.0196	3.77
30	VN	5200.0155	2.98	5200.0042	0.81	5199.9925	-1.45	5199.9951	-0.95
20	VN	5199.9868	-2.54	5199.9884	-2.24	5199.9934	-1.27	5200.0081	1.55
10	VN	5200.0045	0.86	5199.9825	-3.37	5199.9878	-2.34	5200.0172	3.31
0	VN	5199.9908	-1.77	5200.0096	1.85	5199.9864	-2.61	5199.9848	-2.92

Note:

1. All antennas, test modes and test channels have been tested, only the worst data record in the report.
2. For the detail Test Conditions, please refer to section 7.5 TEST ENVIRONMENT.

Frequency Error vs. Voltage									
802.11a:5825MHz									
Temp.	Volt.	0 Minute		2 Minute		5 Minute		10 Minute	
		Freq.Error (MHz)	Tolerance (ppm)	Freq.Error (MHz)	Tolerance (ppm)	Freq.Error (MHz)	Tolerance (ppm)	Freq.Error (MHz)	Tolerance (ppm)
TN	VL	5824.9946	-0.93	5825.0061	1.05	5825.0098	1.69	5825.0067	1.15
TN	VN	5824.9974	-0.44	5824.9987	-0.22	5824.9907	-1.59	5824.9996	-0.06
TN	VH	5825.0190	3.26	5825.0182	3.12	5825.0190	3.26	5825.0237	4.06

Frequency Error vs. Temperature									
802.11a:5825MHz									
Temp.	Volt.	0 Minute		2 Minute		5 Minute		10 Minute	
		Freq.Error (MHz)	Tolerance (ppm)	Freq.Error (MHz)	Tolerance (ppm)	Freq.Error (MHz)	Tolerance (ppm)	Freq.Error (MHz)	Tolerance (ppm)
35	VN	5825.0056	0.97	5824.9941	-1.01	5825.0170	2.92	5824.9783	-3.73
30	VN	5824.9948	-0.90	5824.9866	-2.30	5825.0157	2.70	5824.9784	-3.72
20	VN	5824.9906	-1.62	5825.0041	0.71	5824.9900	-1.72	5825.0200	3.43
10	VN	5825.0082	1.40	5824.9843	-2.70	5824.9835	-2.83	5825.0016	0.27
0	VN	5824.9835	-2.83	5825.0072	1.24	5824.9952	-0.83	5824.9799	-3.46

Note:

1. All antennas, test modes and test channels have been tested, only the worst data record in the report.
2. For the detail Test Conditions, please refer to section 7.5 TEST ENVIRONMENT.

11.7. APPENDIX H: DUTY CYCLE

11.7.1. Test Result

Test Mode	On Time (msec)	Period (msec)	Duty Cycle x (Linear)	Duty Cycle (%)	Duty Cycle Correction Factor (dB)	1/T Minimum VBW (kHz)	Final setting For VBW (kHz)
11A	1.38	1.42	0.9718	97.18	0.12	0.72	1
11N20SISO	1.29	1.33	0.9699	96.99	0.13	0.78	1
11N40SISO	0.64	0.69	0.9275	92.75	0.33	1.56	2
11AC80SISO	0.32	0.36	0.8889	88.89	0.51	3.13	4

Note:

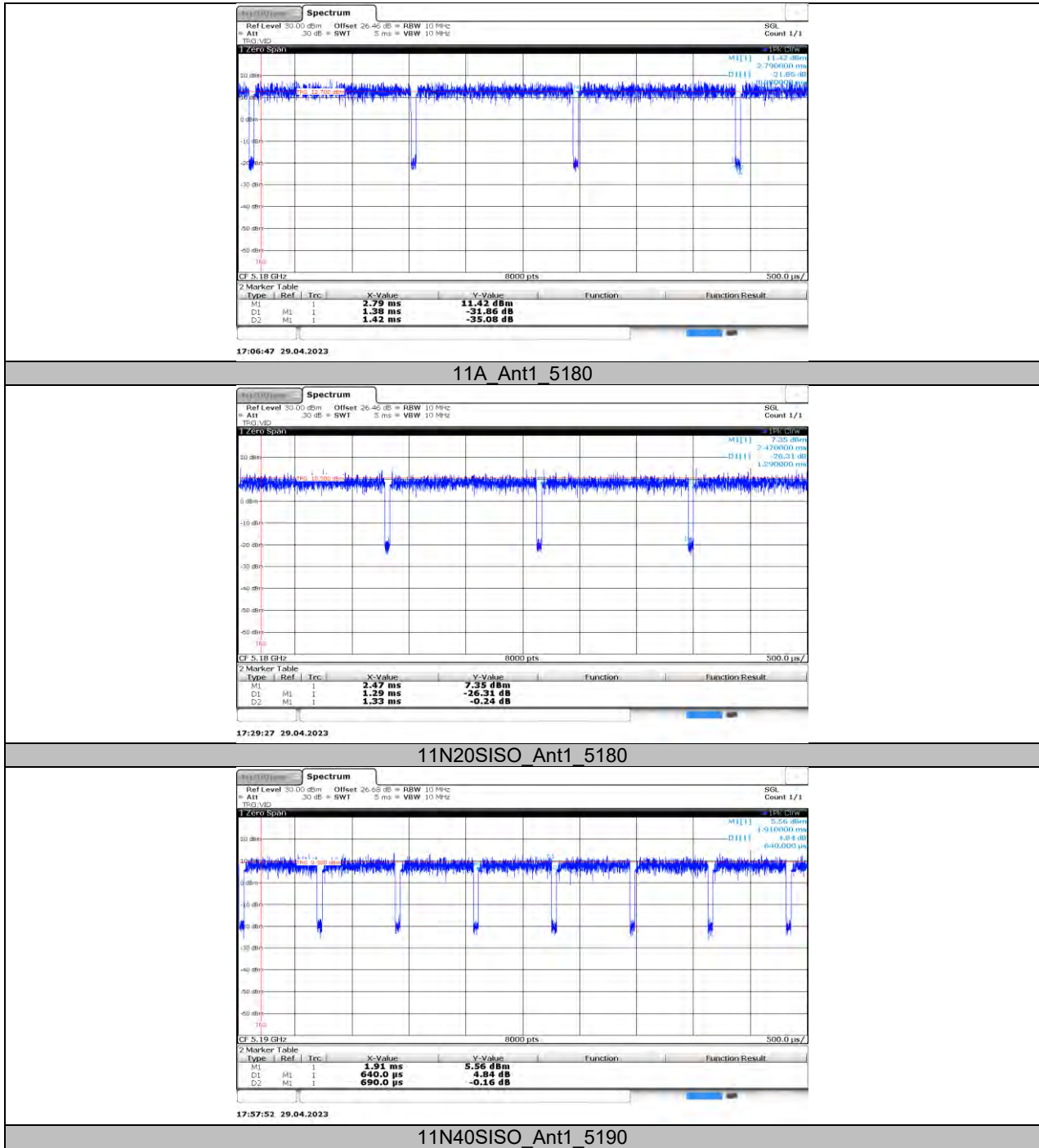
Duty Cycle Correction Factor=10log (1/x).

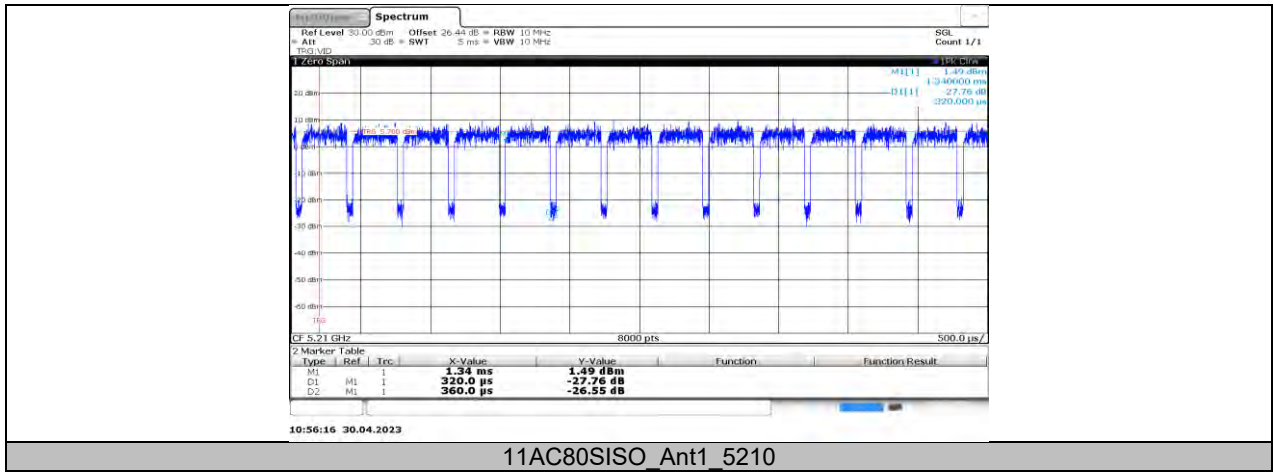
Where: x is Duty Cycle (Linear)

Where: T is On Time

If that calculated VBW is not available on the analyzer then the next higher value should be used.

11.7.2. Test Graphs





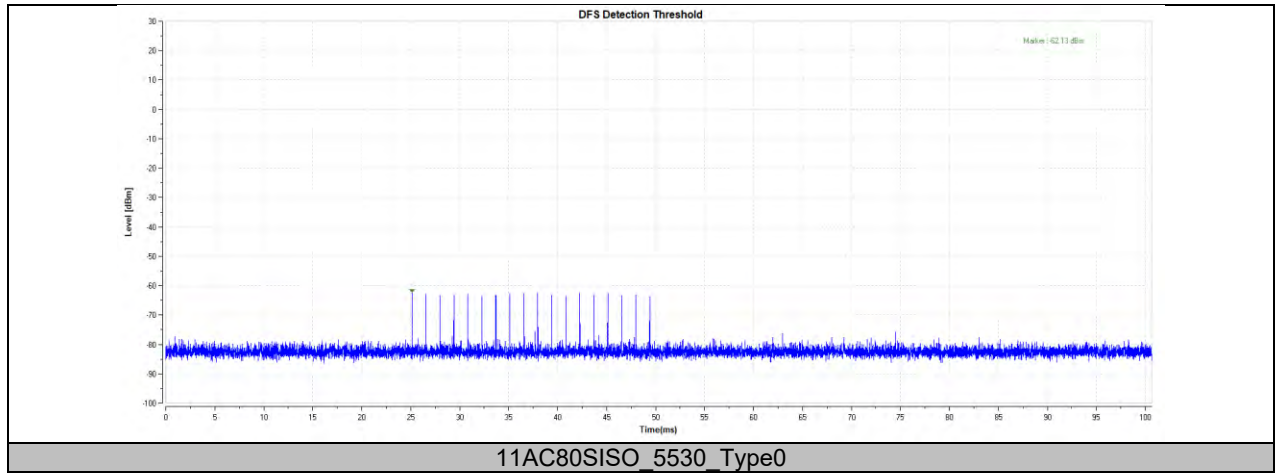
11.8. APPENDIX I: DFS DETECTION THRESHOLDS

11.8.1. Test Result

Test Mode	Channel	Radar Type	Result	Limit[dbm]	Verdict
11AC80SISO	5530	Type0	-62.13	-57.64	PASS

Note: All the modes have been tested, only the worst data recorded in the report.

11.8.2. Test Graphs



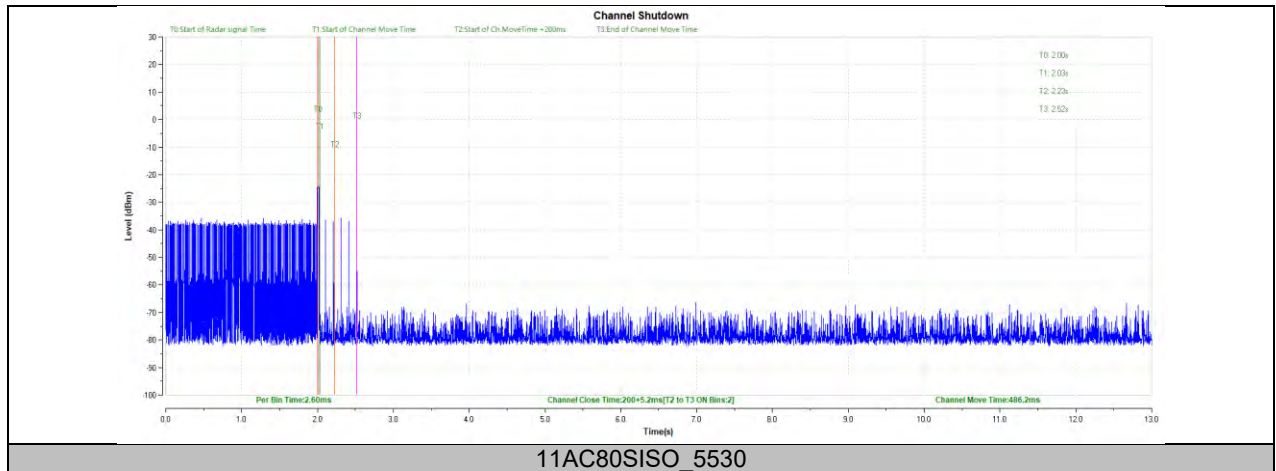
11.9. APPENDIX J: CHANNEL MOVE TIME AND CHANNEL CLOSING TRANSMISSION TIME

11.9.1. Test Result

Test Mode	Channel	CCT[ms]	Limit[ms]	CMT[ms]	Limit[ms]	Verdict
11AC80SISO	5530	200+5.2	200+60	486.2	10000	PASS

Note: All the modes have been tested, only the worst data recored in the report.

11.9.2. Test Graphs



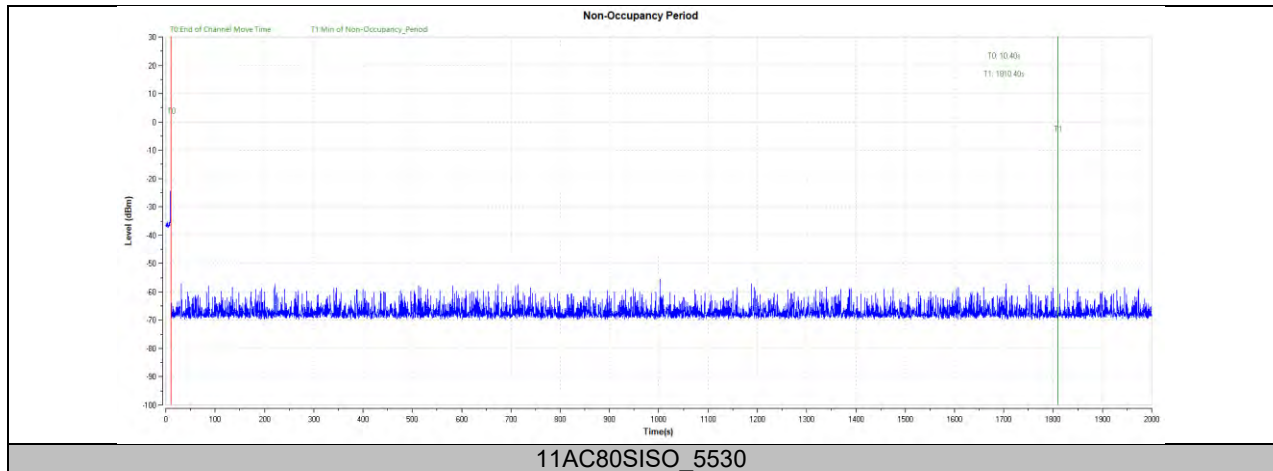
11.10. APPENDIX K: NON-OCCUPANCY PERIOD

Test Result

Test Mode	Channel	Result	Limit[s]	Verdict
11AC80SISO	5530	see test graph	≥1800	PASS

Note: All the modes have been tested, only the worst data recored in the report.

11.10.1. Test Graphs



END OF REPORT