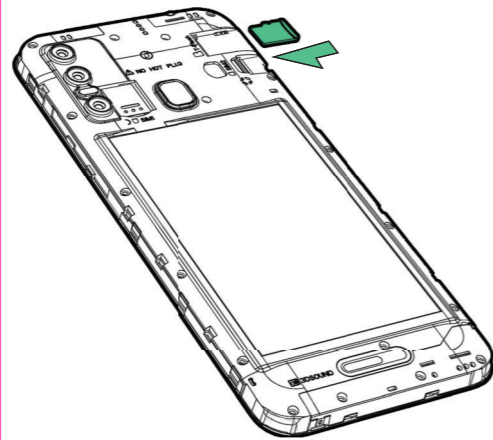


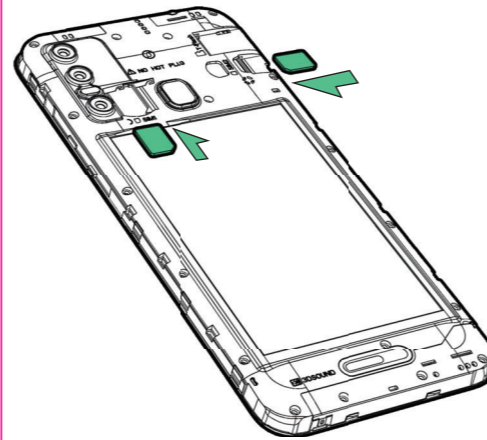
EN Remove battery cover
 ES Remueva la cubierta trasera
 PT Remova a capa de bateria

1



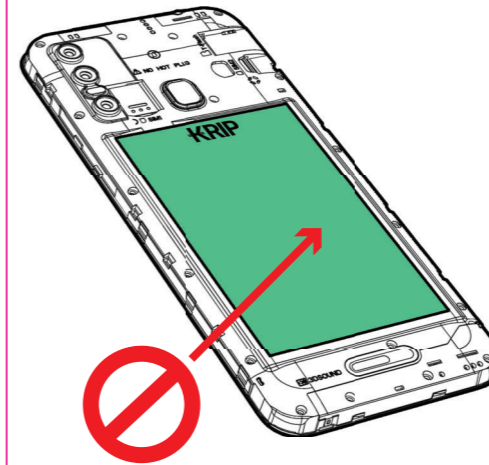
EN Insert memory card
 ES Inserte la tarjeta de memoria
 PT Insira o cartão de memória

2



EN Insert SIM card(s)
 ES Inserte la(s) tarjeta(s) SIM
 PT Insira o(s) cartão(ões) SIM

3



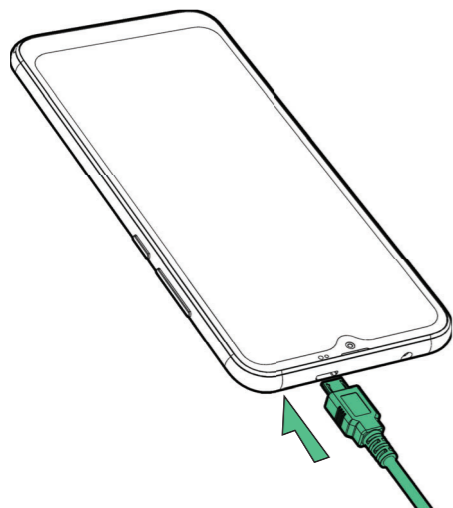
EN Non-Removable Battery / Do Not Remove!
 ES Bateria No Removible / ¡No quitar!
 PT Bateria Não Removível / Não remova!

4

KRIP

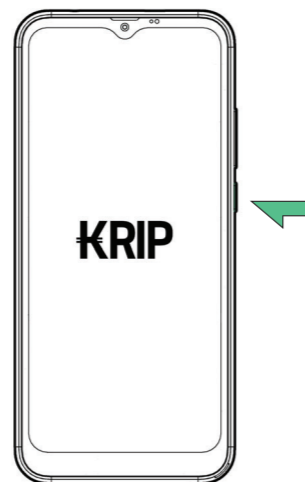
www.krip.com

EN Google, Google Play and other marks are trademarks of Google LLC.
 ES Google y Google Play son marcas de Google LLC.
 PT Google e Google Play são marcas comerciais da Google LLC.



EN Insert USB cable and charge for 8 hours
 ES Inserte el cable USB y cargue por 8 horas
 PT Insira o e carregue durante 8 horas

5



EN Power on and run initial setup
 ES Encender y ejecutar la configuración inicial
 PT Ligar e executar a configuração inicial

6

This device complies with Part 15 of the FCC Rules. Operation is subject to the following two conditions: (1) this device may not cause harmful interference, and (2) this device must accept any interference received, including interference that may cause undesired operation.

Changes or modifications to this unit not expressly approved by the party responsible for compliance could void the user's authority to operate the equipment.

NOTE: This equipment has been tested and found to comply with the limits for a Class B digital device, pursuant to Part 15 of the FCC Rules. These limits are designed to provide reasonable protection against harmful interference in a residential installation. This equipment generates, uses and can radiate radio frequency energy and, if not installed and used in accordance with the instructions, may cause harmful interference to radio or television reception, which can be determined by turning the equipment off and on, the user is encouraged to try to correct the interference by one or more of the following measures:
 – Reorient or relocate the receiving antenna.
 – Increase the separation between the equipment and receiver.
 – Connect the equipment into an outlet on a circuit different from that to which the receiver is connected.

-- Consult the dealer or an experienced radio/TV technician for help.

This device and its antenna(s) must not be co-located or operation in conjunction with any other antenna or transmitter.

Specific Absorption Rate (SAR) information:
 This product meets the government's requirements for exposure to radio waves. The guidelines are based on standards that were developed by independent scientific organizations through periodic and thorough evaluation of scientific studies.
 The standards include a substantial safety margin designed to assure the safety of all persons regardless of age or health. FCC RF Exposure Information and Statement the SAR limit of USA (FCC) is 1.6 W/kg averaged over one gram of tissue. Device types: this product has also been tested against this SAR limit. This product was tested for typical body-worn operations with the back of the phone kept 10mm from the body. To maintain compliance with FCC RF exposure requirements, use accessories that maintain an 10mm separation distance between the user's body and the back of the product. The use of belt clips, holsters and similar accessories should not contain



KRIP K60 4G

EN Quick Start Guide
 ES Guía de Inicio Rápido
 PT Guia de Inicio Rápido