

Plot 1#: GSM 850_Head Left Cheek_Mid**DUT: MAX 2 ULTRA; Type: MAX 2 ULTRA; Serial: SZNS220126-03751E-SA-S1**

Communication System: UID 0, Generic GSM (0); Frequency: 836.6 MHz; Duty Cycle: 1:8

Medium parameters used (interpolated): $f = 836.6$ MHz; $\sigma = 0.919$ S/m; $\epsilon_r = 41.724$; $\rho = 1000$ kg/m³

Phantom section: Left Section

DASY5 Configuration:

- Probe: EX3DV4- SN3619; ConvF(8.5, 8.5, 8.5); Calibrated: 2021/08/25
- Sensor-Surface: 4mm (Mechanical Surface Detection)
- Electronics: DAE4 Sn1211; Calibrated: 2022/03/01
- Phantom: Twin SAM; Type: QD000P40CD; Serial: TP:1744
- Measurement SW: DASY52, Version 52.10 (4); SEMCAD X Version 14.6.14 (7501)

Head Left Cheek/GSM 850 Mid/Area Scan (71x91x1): Interpolated grid: dx=1.500 mm, dy=1.500 mm

Maximum value of SAR (interpolated) = 0.0917 W/kg

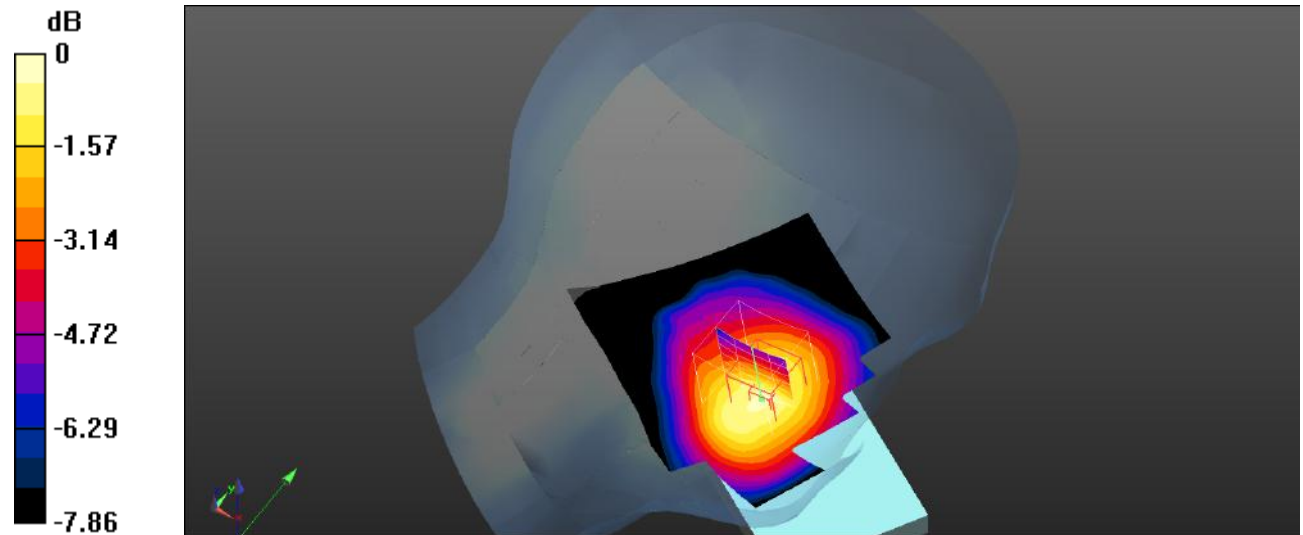
Head Left Cheek/GSM 850 Mid/Zoom Scan (5x5x7)/Cube 0: Measurement grid: dx=8mm, dy=8mm, dz=5mm

Reference Value = 4.861 V/m; Power Drift = -0.01 dB

Peak SAR (extrapolated) = 0.116 W/kg

SAR(1 g) = 0.098 W/kg; SAR(10 g) = 0.076 W/kg

Maximum value of SAR (measured) = 0.102 W/kg



0 dB = 0.102 W/kg = -9.91 dBW/kg

Plot 2#: GSM 850_Head Left Tilt_Mid**DUT: MAX 2 ULTRA; Type: MAX 2 ULTRA; Serial: SZNS220126-03751E-SA-S1**

Communication System: UID 0, Generic GSM (0); Frequency: 836.6 MHz; Duty Cycle: 1:8

Medium parameters used (interpolated): $f = 836.6$ MHz; $\sigma = 0.919$ S/m; $\epsilon_r = 41.724$; $\rho = 1000$ kg/m³

Phantom section: Left Section

DASY5 Configuration:

- Probe: EX3DV4- SN3619; ConvF(8.5, 8.5, 8.5); Calibrated: 2021/08/25
- Sensor-Surface: 4mm (Mechanical Surface Detection)
- Electronics: DAE4 Sn1211; Calibrated: 2022/03/01
- Phantom: Twin SAM; Type: QD000P40CD; Serial: TP:1744
- Measurement SW: DASY52, Version 52.10 (4); SEMCAD X Version 14.6.14 (7501)

Head Left Tilt/GSM 850 Mid/Area Scan (71x91x1): Interpolated grid: dx=1.500 mm, dy=1.500 mm

Maximum value of SAR (interpolated) = 0.0399 W/kg

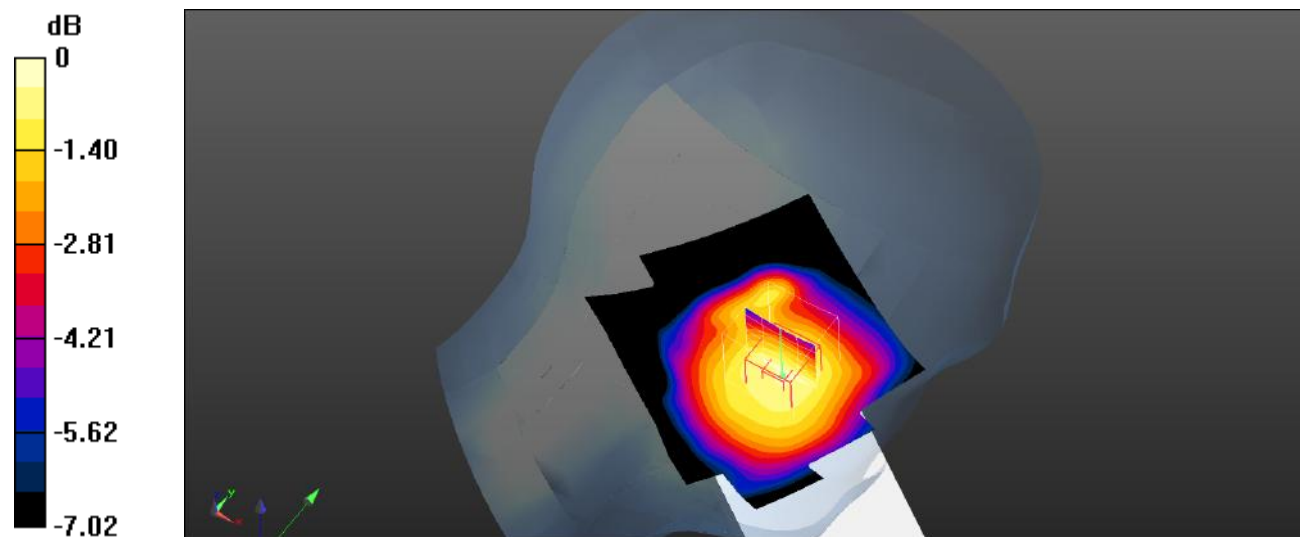
Head Left Tilt/GSM 850 Mid/Zoom Scan (5x5x7)/Cube 0: Measurement grid: dx=8mm, dy=8mm, dz=5mm

Reference Value = 3.851 V/m; Power Drift = 0.08 dB

Peak SAR (extrapolated) = 0.0500 W/kg

SAR(1 g) = 0.043 W/kg; SAR(10 g) = 0.037 W/kg

Maximum value of SAR (measured) = 0.0441 W/kg



0 dB = 0.0441 W/kg = -13.56 dBW/kg

Plot 3#: GSM 850_Head Right Cheek_Mid**DUT: MAX 2 ULTRA; Type: MAX 2 ULTRA; Serial: SZNS220126-03751E-SA-S1**

Communication System: UID 0, Generic GSM (0); Frequency: 836.6 MHz; Duty Cycle: 1:8

Medium parameters used (interpolated): $f = 836.6$ MHz; $\sigma = 0.919$ S/m; $\epsilon_r = 41.724$; $\rho = 1000$ kg/m³

Phantom section: Right Section

DASY5 Configuration:

- Probe: EX3DV4- SN3619; ConvF(8.5, 8.5, 8.5); Calibrated: 2021/08/25
- Sensor-Surface: 4mm (Mechanical Surface Detection)
- Electronics: DAE4 Sn1211; Calibrated: 2022/03/01
- Phantom: Twin SAM; Type: QD000P40CD; Serial: TP:1744
- Measurement SW: DASY52, Version 52.10 (4); SEMCAD X Version 14.6.14 (7501)

Head Right Cheek/GSM 850 Mid/Area Scan (71x91x1): Interpolated grid: dx=1.500 mm, dy=1.500 mm

Maximum value of SAR (interpolated) = 0.0834 W/kg

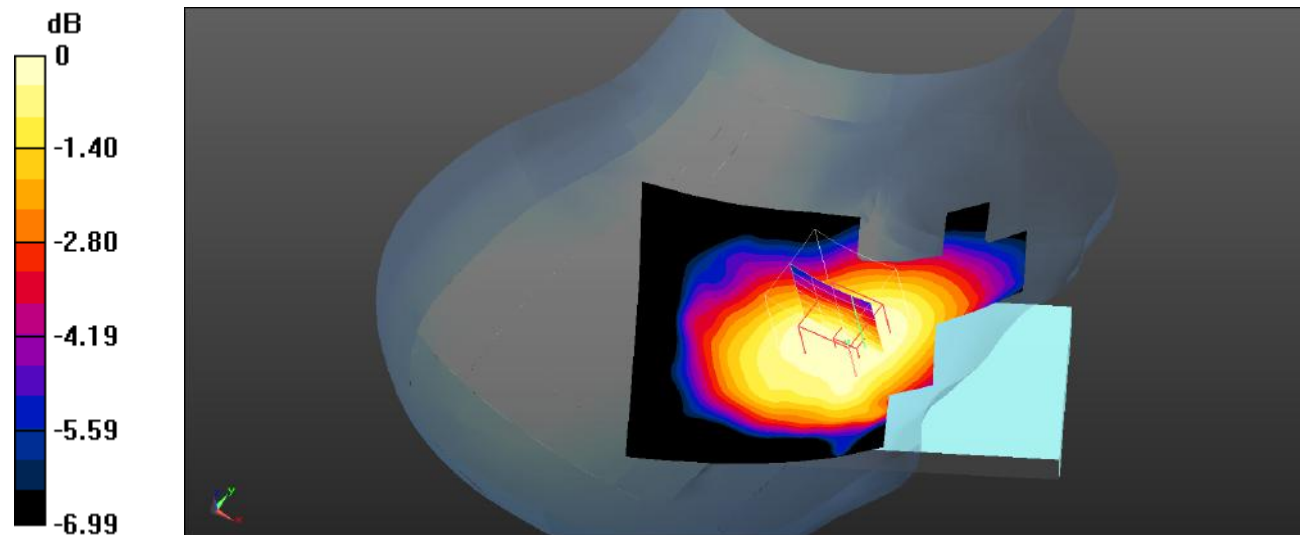
Head Right Cheek/GSM 850 Mid/Zoom Scan (5x5x7)/Cube 0: Measurement grid: dx=8mm, dy=8mm, dz=5mm

Reference Value = 4.868 V/m; Power Drift = -0.05 dB

Peak SAR (extrapolated) = 0.0830 W/kg

SAR(1 g) = 0.069 W/kg; SAR(10 g) = 0.057 W/kg

Maximum value of SAR (measured) = 0.0714 W/kg



0 dB = 0.0714 W/kg = -11.46 dBW/kg

Plot 4#: GSM 850_Head Right Tilt_Mid**DUT: MAX 2 ULTRA; Type: MAX 2 ULTRA; Serial: SZNS220126-03751E-SA-S1**

Communication System: UID 0, Generic GSM (0); Frequency: 836.6 MHz; Duty Cycle: 1:8

Medium parameters used (interpolated): $f = 836.6$ MHz; $\sigma = 0.919$ S/m; $\epsilon_r = 41.724$; $\rho = 1000$ kg/m³

Phantom section: Right Section

DASY5 Configuration:

- Probe: EX3DV4- SN3619; ConvF(8.5, 8.5, 8.5); Calibrated: 2021/08/25
- Sensor-Surface: 4mm (Mechanical Surface Detection)
- Electronics: DAE4 Sn1211; Calibrated: 2022/03/01
- Phantom: Twin SAM; Type: QD000P40CD; Serial: TP:1744
- Measurement SW: DASY52, Version 52.10 (4); SEMCAD X Version 14.6.14 (7501)

Head Right Tilt/GSM 850 Mid/Area Scan (71x91x1): Interpolated grid: dx=1.500 mm, dy=1.500 mm

Maximum value of SAR (interpolated) = 0.0443 W/kg

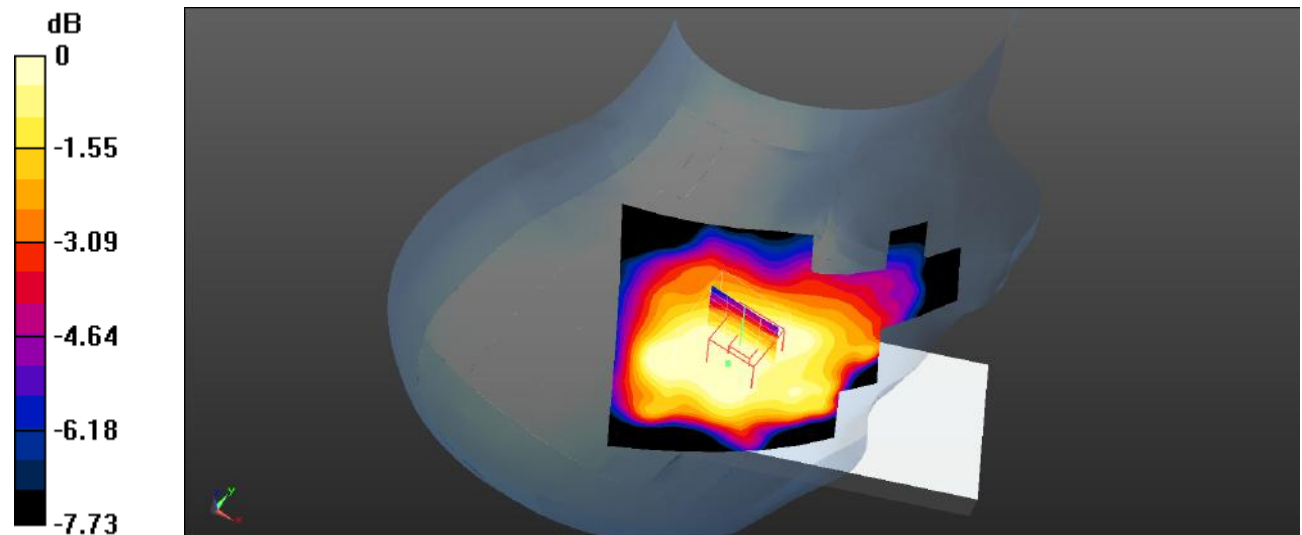
Head Right Tilt/GSM 850 Mid/Zoom Scan (5x5x7)/Cube 0: Measurement grid: dx=8mm, dy=8mm, dz=5mm

Reference Value = 4.753 V/m; Power Drift = 0.01 dB

Peak SAR (extrapolated) = 0.0430 W/kg

SAR(1 g) = 0.036 W/kg; SAR(10 g) = 0.030 W/kg

Maximum value of SAR (measured) = 0.0372 W/kg



0 dB = 0.0372 W/kg = -14.29 dBW/kg

Plot 5#: GSM 850_Body Worn Back_Mid**DUT: MAX 2 ULTRA; Type: MAX 2 ULTRA; Serial: SZNS220126-03751E-SA-S1**

Communication System: UID 0, Generic GSM (0); Frequency: 836.6 MHz; Duty Cycle: 1:8

Medium parameters used (interpolated): $f = 836.6$ MHz; $\sigma = 0.919$ S/m; $\epsilon_r = 41.724$; $\rho = 1000$ kg/m³

Phantom section: Flat Section

DASY5 Configuration:

- Probe: EX3DV4- SN3619; ConvF(8.5, 8.5, 8.5); Calibrated: 2021/08/25
- Sensor-Surface: 4mm (Mechanical Surface Detection)
- Electronics: DAE4 Sn1211; Calibrated: 2022/03/01
- Phantom: Twin SAM; Type: QD000P40CD; Serial: TP:1744
- Measurement SW: DASY52, Version 52.10 (4); SEMCAD X Version 14.6.14 (7501)

Body Worn Back/GSM 850 Mid/Area Scan (71x91x1): Interpolated grid: dx=1.500 mm, dy=1.500 mm

Maximum value of SAR (interpolated) = 0.126 W/kg

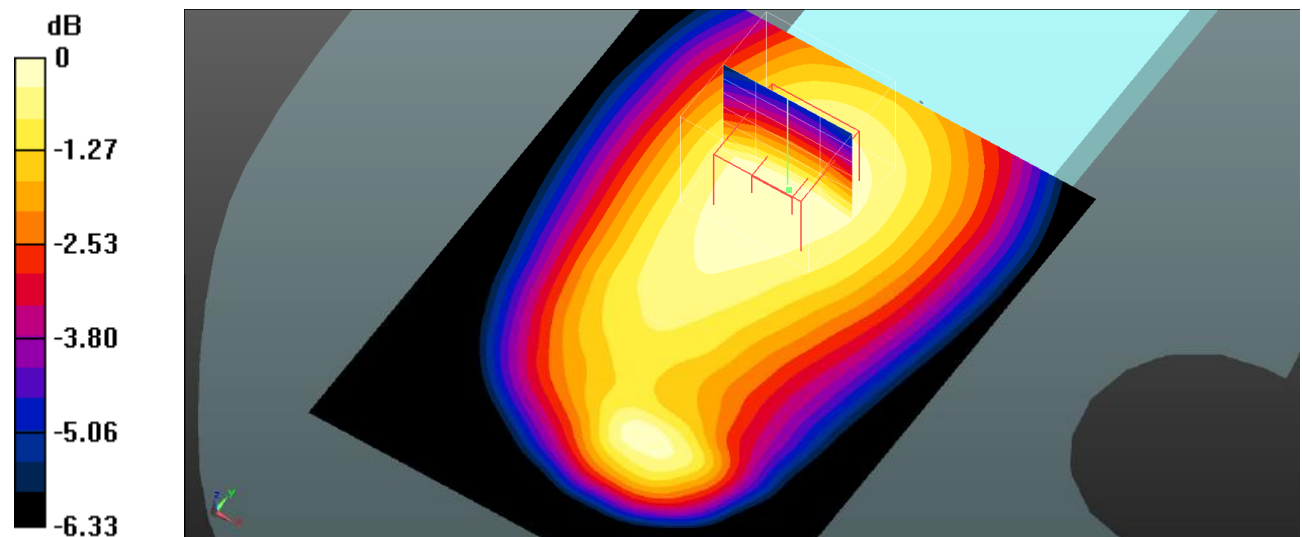
Body Worn Back/GSM 850 Mid/Zoom Scan (5x5x7)/Cube 0: Measurement grid: dx=8mm, dy=8mm, dz=5mm

Reference Value = 11.53 V/m; Power Drift = 0.02 dB

Peak SAR (extrapolated) = 0.144 W/kg

SAR(1 g) = 0.121 W/kg; SAR(10 g) = 0.098 W/kg

Maximum value of SAR (measured) = 0.125 W/kg



Plot 6#: GSM 850_Body Front_Mid**DUT: MAX 2 ULTRA; Type: MAX 2 ULTRA; Serial: SZNS220126-03751E-SA-S1**

Communication System: UID 0, Generic GPRS-2 slots (0); Frequency: 836.6 MHz; Duty Cycle: 1:4
Medium parameters used (interpolated): $f = 836.6$ MHz; $\sigma = 0.919$ S/m; $\epsilon_r = 41.724$; $\rho = 1000$ kg/m³
Phantom section: Flat Section

DASY5 Configuration:

- Probe: EX3DV4- SN3619; ConvF(8.5, 8.5, 8.5); Calibrated: 2021/08/25
- Sensor-Surface: 4mm (Mechanical Surface Detection)
- Electronics: DAE4 Sn1211; Calibrated: 2022/03/01
- Phantom: Twin SAM; Type: QD000P40CD; Serial: TP:1744
- Measurement SW: DASY52, Version 52.10 (4); SEMCAD X Version 14.6.14 (7501)

Body Front/GSM 850 Mid/Area Scan (71x101x1): Interpolated grid: dx=1.500 mm, dy=1.500 mm

Maximum value of SAR (interpolated) = 0.267 W/kg

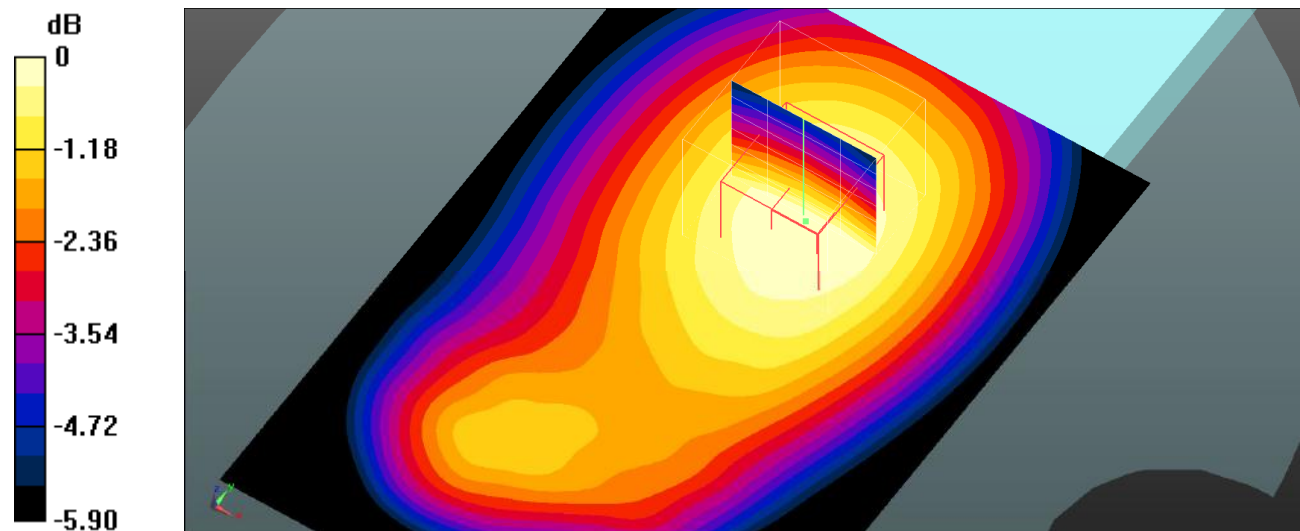
Body Front/GSM 850 Mid/Zoom Scan (5x5x7)/Cube 0: Measurement grid: dx=8mm, dy=8mm, dz=5mm

Reference Value = 16.12 V/m; Power Drift = -0.01 dB

Peak SAR (extrapolated) = 0.321 W/kg

SAR(1 g) = 0.265 W/kg; SAR(10 g) = 0.212 W/kg

Maximum value of SAR (measured) = 0.273 W/kg



0 dB = 0.273 W/kg = -5.64 dBW/kg

Plot 7#: GSM 850_Body Back_Mid**DUT: MAX 2 ULTRA; Type: MAX 2 ULTRA; Serial: SZNS220126-03751E-SA-S1**

Communication System: UID 0, Generic GPRS-2 slots (0); Frequency: 836.6 MHz; Duty Cycle: 1:4
Medium parameters used (interpolated): $f = 836.6$ MHz; $\sigma = 0.919$ S/m; $\epsilon_r = 41.724$; $\rho = 1000$ kg/m³
Phantom section: Flat Section

DASY5 Configuration:

- Probe: EX3DV4- SN3619; ConvF(8.5, 8.5, 8.5); Calibrated: 2021/08/25
- Sensor-Surface: 4mm (Mechanical Surface Detection)
- Electronics: DAE4 Sn1211; Calibrated: 2022/03/01
- Phantom: Twin SAM; Type: QD000P40CD; Serial: TP:1744
- Measurement SW: DASY52, Version 52.10 (4); SEMCAD X Version 14.6.14 (7501)

Body Back/GSM 850 Mid/Area Scan (71x91x1): Interpolated grid: dx=1.500 mm, dy=1.500 mm

Maximum value of SAR (interpolated) = 0.389 W/kg

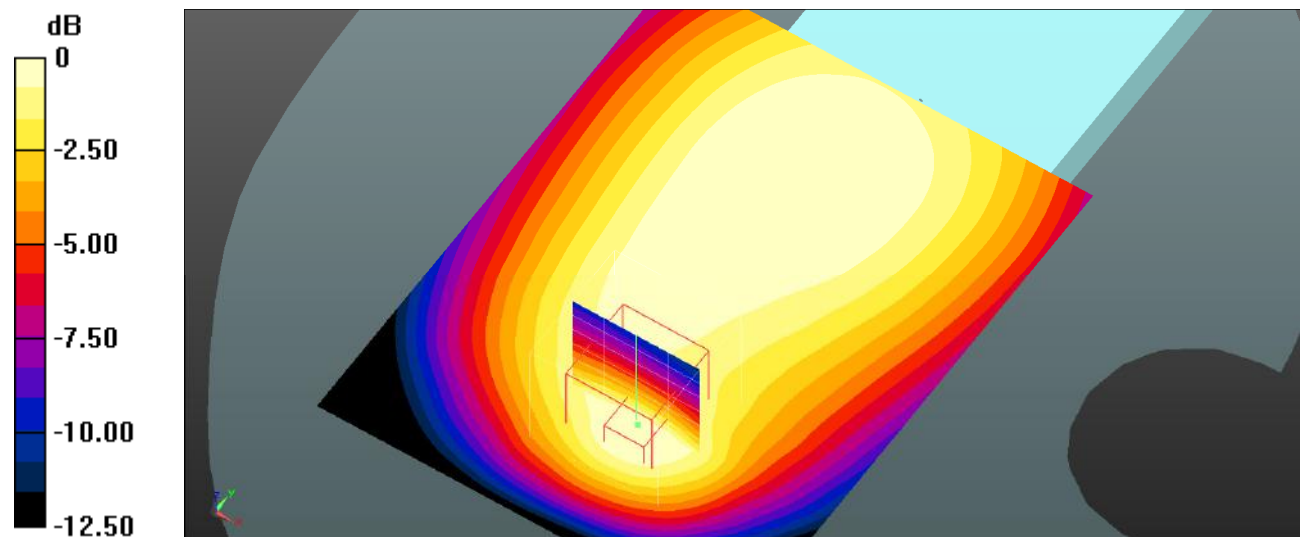
Body Back/GSM 850 Mid/Zoom Scan (5x5x7)/Cube 0: Measurement grid: dx=8mm, dy=8mm, dz=5mm

Reference Value = 20.08 V/m; Power Drift = -0.10 dB

Peak SAR (extrapolated) = 0.562 W/kg

SAR(1 g) = 0.331 W/kg; SAR(10 g) = 0.201 W/kg

Maximum value of SAR (measured) = 0.337 W/kg



0 dB = 0.337 W/kg = -4.72 dBW/kg

Plot 8#:GSM 850_Body Left_Mid**DUT: MAX 2 ULTRA; Type: MAX 2 ULTRA; Serial: SZNS220126-03751E-SA-S1**

Communication System: UID 0, Generic GPRS-2 slots (0); Frequency: 836.6 MHz;Duty Cycle: 1:4
Medium parameters used (interpolated): $f = 836.6$ MHz; $\sigma = 0.919$ S/m; $\epsilon_r = 41.724$; $\rho = 1000$ kg/m³
Phantom section: Flat Section

DASY5 Configuration:

- Probe: EX3DV4- SN3619; ConvF(8.5, 8.5, 8.5); Calibrated: 2021/08/25
- Sensor-Surface: 4mm (Mechanical Surface Detection)
- Electronics: DAE4 Sn1211; Calibrated: 2022/03/01
- Phantom: Twin SAM; Type: QD000P40CD; Serial: TP:1744
- Measurement SW: DASY52, Version 52.10 (4); SEMCAD X Version 14.6.14 (7501)

Body Left/GSM 850 Mid/Area Scan (61x91x1): Interpolated grid: dx=1.500 mm, dy=1.500 mm

Maximum value of SAR (interpolated) = 0.217 W/kg

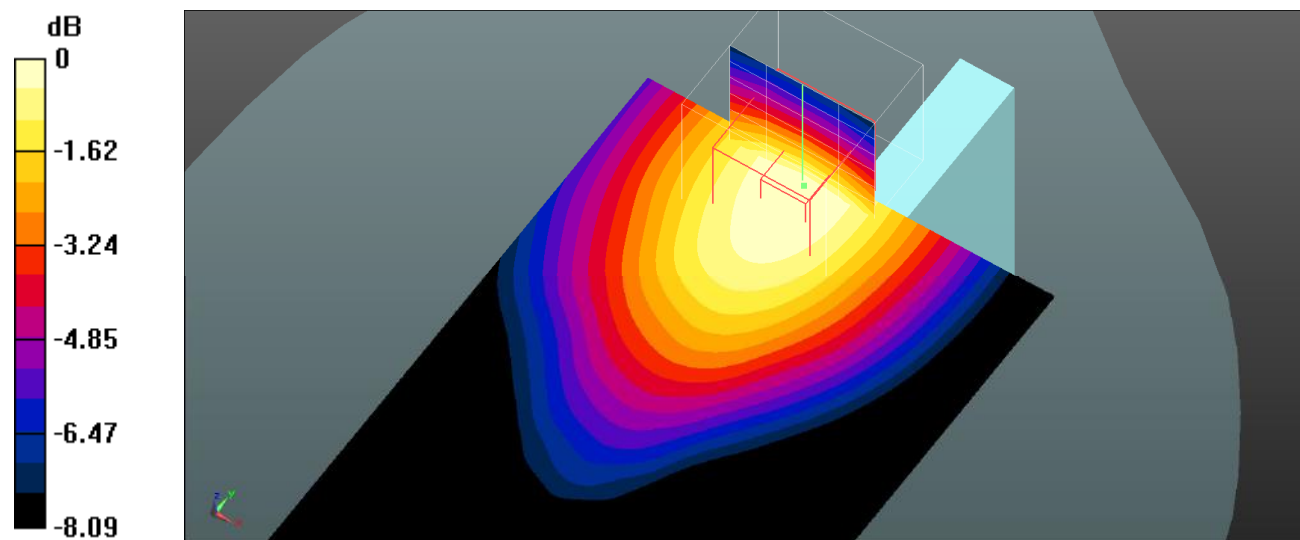
Body Left/GSM 850 Mid/Zoom Scan (5x5x7)/Cube 0: Measurement grid: dx=8mm, dy=8mm, dz=5mm

Reference Value = 7.523 V/m; Power Drift = -0.01 dB

Peak SAR (extrapolated) = 0.277 W/kg

SAR(1 g) = 0.207 W/kg; SAR(10 g) = 0.150 W/kg

Maximum value of SAR (measured) = 0.216 W/kg



Plot 9#: GSM 850_Body Right_Mid**DUT: MAX 2 ULTRA; Type: MAX 2 ULTRA; Serial: SZNS220126-03751E-SA-S1**

Communication System: UID 0, Generic GPRS-2 slots (0); Frequency: 836.6 MHz; Duty Cycle: 1:4
 Medium parameters used (interpolated): $f = 836.6$ MHz; $\sigma = 0.919$ S/m; $\epsilon_r = 41.724$; $\rho = 1000$ kg/m³
 Phantom section: Flat Section

DASY5 Configuration:

- Probe: EX3DV4- SN3619; ConvF(8.5, 8.5, 8.5); Calibrated: 2021/08/25
- Sensor-Surface: 4mm (Mechanical Surface Detection)
- Electronics: DAE4 Sn1211; Calibrated: 2022/03/01
- Phantom: Twin SAM; Type: QD000P40CD; Serial: TP:1744
- Measurement SW: DASY52, Version 52.10 (4); SEMCAD X Version 14.6.14 (7501)

Body Right/GSM 850 Mid/Area Scan (61x91x1): Interpolated grid: dx=1.500 mm, dy=1.500 mm

Maximum value of SAR (interpolated) = 0.242 W/kg

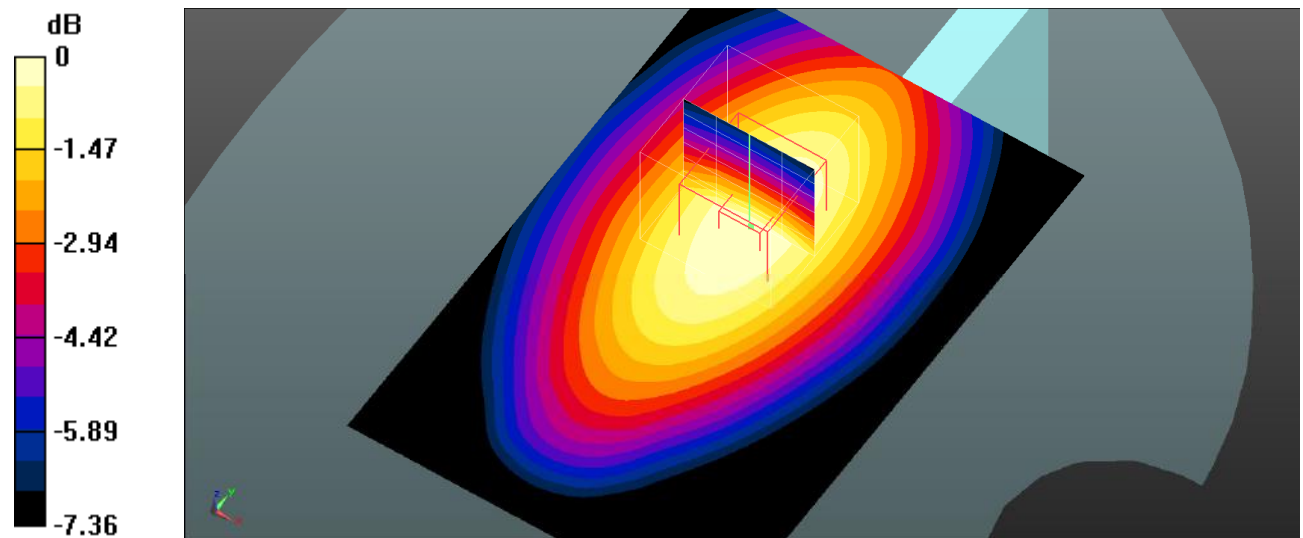
Body Right/GSM 850 Mid/Zoom Scan (5x5x7)/Cube 0: Measurement grid: dx=8mm, dy=8mm, dz=5mm

Reference Value = 14.82 V/m; Power Drift = -0.03 dB

Peak SAR (extrapolated) = 0.311 W/kg

SAR(1 g) = 0.232 W/kg; SAR(10 g) = 0.171 W/kg

Maximum value of SAR (measured) = 0.243 W/kg



0 dB = 0.243 W/kg = -6.14 dBW/kg

Plot 10#: GSM 850_Body Bottom_Mid**DUT: MAX 2 ULTRA; Type: MAX 2 ULTRA; Serial: SZNS220126-03751E-SA-S1**

Communication System: UID 0, Generic GPRS-2 slots (0); Frequency: 836.6 MHz; Duty Cycle: 1:4
Medium parameters used (interpolated): $f = 836.6$ MHz; $\sigma = 0.919$ S/m; $\epsilon_r = 41.724$; $\rho = 1000$ kg/m³
Phantom section: Flat Section

DASY5 Configuration:

- Probe: EX3DV4- SN3619; ConvF(8.5, 8.5, 8.5); Calibrated: 2021/08/25
- Sensor-Surface: 4mm (Mechanical Surface Detection)
- Electronics: DAE4 Sn1211; Calibrated: 2022/03/01
- Phantom: Twin SAM; Type: QD000P40CD; Serial: TP:1744
- Measurement SW: DASY52, Version 52.10 (4); SEMCAD X Version 14.6.14 (7501)

Body Bottom/GSM 850 Mid/Area Scan (41x61x1): Interpolated grid: dx=1.500 mm, dy=1.500 mm

Maximum value of SAR (interpolated) = 0.185 W/kg

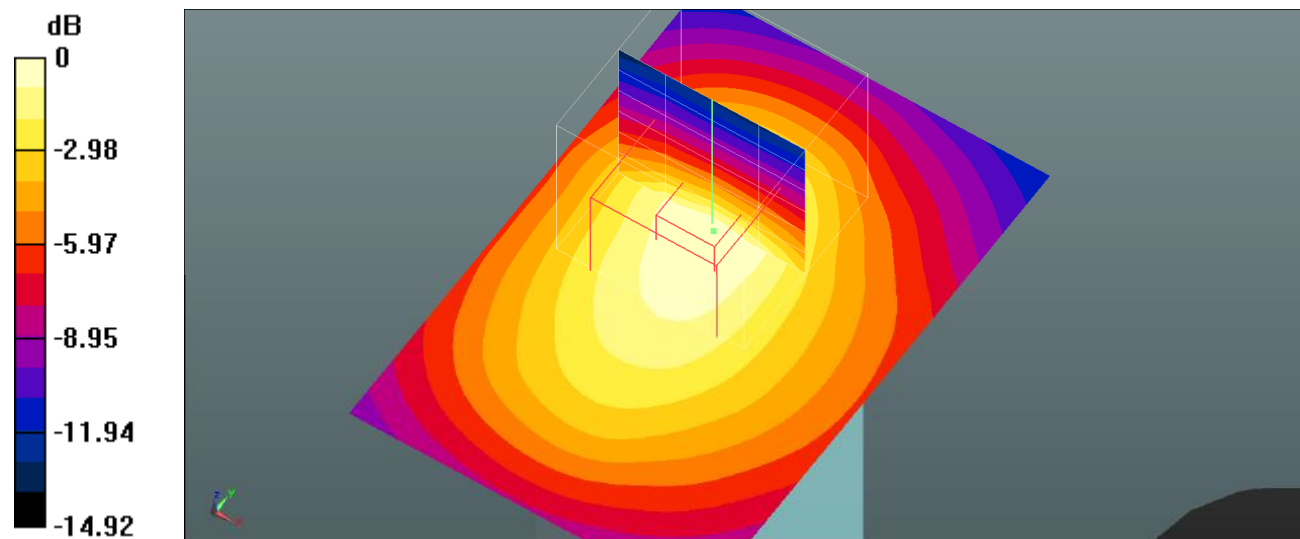
Body Bottom/GSM 850 Mid/Zoom Scan (5x5x7)/Cube 0: Measurement grid: dx=8mm, dy=8mm, dz=5mm

Reference Value = 13.38 V/m; Power Drift = -0.09 dB

Peak SAR (extrapolated) = 0.341 W/kg

SAR(1 g) = 0.170 W/kg; SAR(10 g) = 0.096 W/kg

Maximum value of SAR (measured) = 0.186 W/kg



0 dB = 0.186 W/kg = -7.30 dBW/kg

Plot 11#: PCS 1900_Head Left Cheek_Mid**DUT: MAX 2 ULTRA; Type: MAX 2 ULTRA; Serial: SZNS220126-03751E-SA-S1**

Communication System: UID 0, Generic GSM (0); Frequency: 1880 MHz; Duty Cycle: 1:8

Medium parameters used (interpolated): $f = 1880$ MHz; $\sigma = 1.408$ S/m; $\epsilon_r = 40.127$; $\rho = 1000$ kg/m³

Phantom section: Left Section

DASY5 Configuration:

- Probe: EX3DV4- SN3619; ConvF(7.07, 7.07, 7.07); Calibrated: 2021/08/25
- Sensor-Surface: 4mm (Mechanical Surface Detection)
- Electronics: DAE4 Sn1211; Calibrated: 2022/03/01
- Phantom: Twin SAM; Type: QD000P40CD; Serial: TP:1744
- Measurement SW: DASY52, Version 52.10 (4); SEMCAD X Version 14.6.14 (7501)

Head Left Cheek/GSM 1900 Mid/Area Scan (71x91x1): Interpolated grid: dx=1.500 mm, dy=1.500 mm

Maximum value of SAR (interpolated) = 0.0763 W/kg

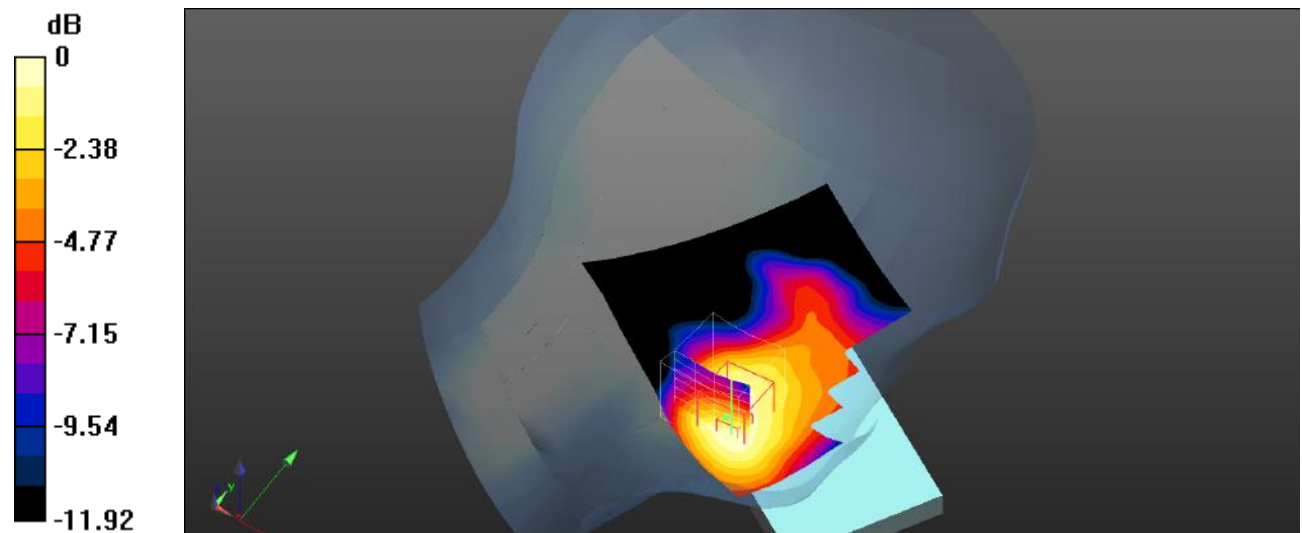
Head Left Cheek/GSM 1900 Mid/Zoom Scan (5x5x7)/Cube 0: Measurement grid: dx=8mm, dy=8mm, dz=5mm

Reference Value = 0 V/m; Power Drift = 0.04 dB

Peak SAR (extrapolated) = 0.0950 W/kg

SAR(1 g) = 0.067 W/kg; SAR(10 g) = 0.046 W/kg

Maximum value of SAR (measured) = 0.0716 W/kg



0 dB = 0.0716 W/kg = -11.45 dBW/kg

Plot 12#: PCS 1900_Head Left Tilt_Mid**DUT: MAX 2 ULTRA; Type: MAX 2 ULTRA; Serial: SZNS220126-03751E-SA-S1**

Communication System: UID 0, Generic GSM (0); Frequency: 1880 MHz; Duty Cycle: 1:8

Medium parameters used (interpolated): $f = 1880$ MHz; $\sigma = 1.408$ S/m; $\epsilon_r = 40.127$; $\rho = 1000$ kg/m³

Phantom section: Left Section

DASY5 Configuration:

- Probe: EX3DV4- SN3619; ConvF(7.07, 7.07, 7.07); Calibrated: 2021/08/25
- Sensor-Surface: 4mm (Mechanical Surface Detection)
- Electronics: DAE4 Sn1211; Calibrated: 2022/03/01
- Phantom: Twin SAM; Type: QD000P40CD; Serial: TP:1744
- Measurement SW: DASY52, Version 52.10 (4); SEMCAD X Version 14.6.14 (7501)

Head Left Tilt/GSM 1900 Mid/Area Scan (71x91x1): Interpolated grid: dx=1.500 mm, dy=1.500 mm

Maximum value of SAR (interpolated) = 0.0342 W/kg

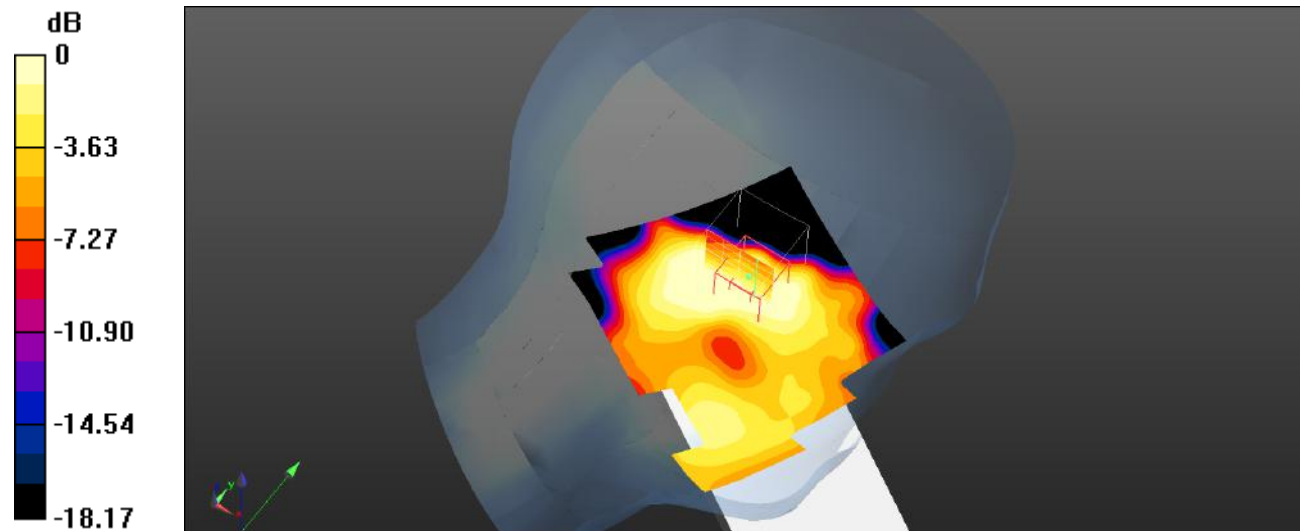
Head Left Tilt/GSM 1900 Mid/Zoom Scan (5x5x7)/Cube 0: Measurement grid: dx=8mm, dy=8mm, dz=5mm

Reference Value = 3.225 V/m; Power Drift = 0.09 dB

Peak SAR (extrapolated) = 0.0360 W/kg

SAR(1 g) = 0.022 W/kg; SAR(10 g) = 0.015 W/kg

Maximum value of SAR (measured) = 0.0237 W/kg



0 dB = 0.0237 W/kg = -16.25 dBW/kg

Plot 13#: PCS 1900_Head Right Cheek_Mid**DUT: MAX 2 ULTRA; Type: MAX 2 ULTRA; Serial: SZNS220126-03751E-SA-S1**

Communication System: UID 0, Generic GSM (0); Frequency: 1880 MHz; Duty Cycle: 1:8

Medium parameters used (interpolated): $f = 1880$ MHz; $\sigma = 1.408$ S/m; $\epsilon_r = 40.127$; $\rho = 1000$ kg/m³

Phantom section: Right Section

DASY5 Configuration:

- Probe: EX3DV4- SN3619; ConvF(7.07, 7.07, 7.07); Calibrated: 2021/08/25
- Sensor-Surface: 4mm (Mechanical Surface Detection)
- Electronics: DAE4 Sn1211; Calibrated: 2022/03/01
- Phantom: Twin SAM; Type: QD000P40CD; Serial: TP:1744
- Measurement SW: DASY52, Version 52.10 (4); SEMCAD X Version 14.6.14 (7501)

Head Right Cheek/GSM 1900 Mid/Area Scan (71x91x1): Interpolated grid: dx=1.500 mm, dy=1.500 mm

Maximum value of SAR (interpolated) = 0.0405 W/kg

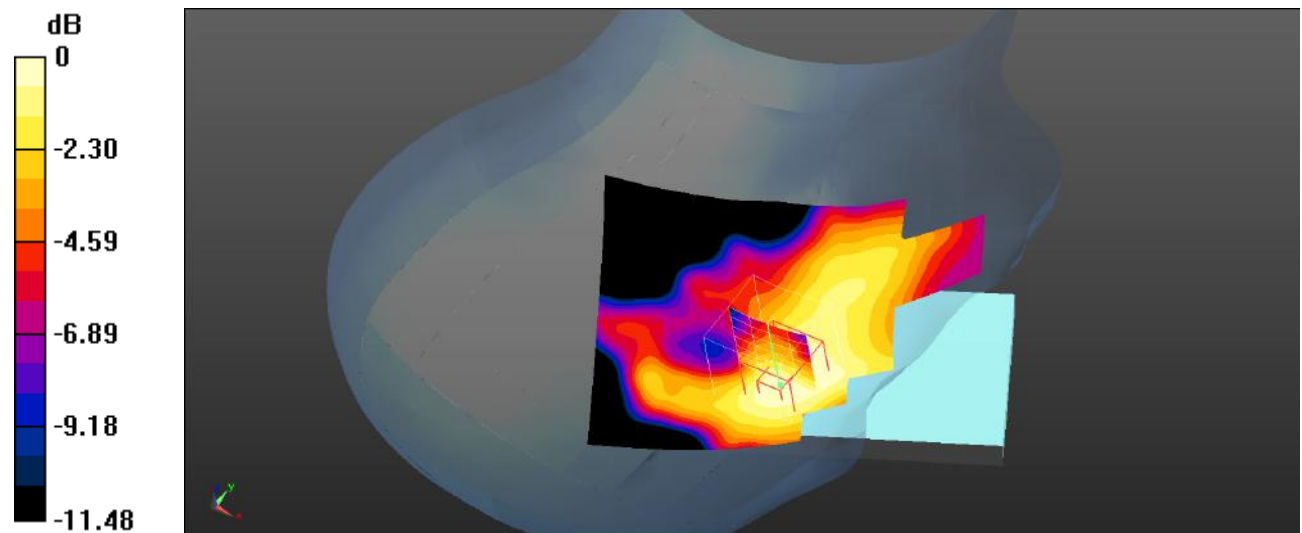
Head Right Cheek/GSM 1900 Mid/Zoom Scan (5x5x7)/Cube 0: Measurement grid: dx=8mm, dy=8mm, dz=5mm

Reference Value = 1.626 V/m; Power Drift = 0.08 dB

Peak SAR (extrapolated) = 0.0510 W/kg

SAR(1 g) = 0.038 W/kg; SAR(10 g) = 0.028 W/kg

Maximum value of SAR (measured) = 0.0403 W/kg



0 dB = 0.0403 W/kg = -13.95 dBW/kg

Plot 14#: PCS 1900_Head Right Tilt_Mid**DUT: MAX 2 ULTRA; Type: MAX 2 ULTRA; Serial: SZNS220126-03751E-SA-S1**

Communication System: UID 0, Generic GSM (0); Frequency: 1880 MHz; Duty Cycle: 1:8

Medium parameters used (interpolated): $f = 1880$ MHz; $\sigma = 1.408$ S/m; $\epsilon_r = 40.127$; $\rho = 1000$ kg/m³

Phantom section: Right Section

DASY5 Configuration:

- Probe: EX3DV4- SN3619; ConvF(7.07, 7.07, 7.07); Calibrated: 2021/08/25
- Sensor-Surface: 4mm (Mechanical Surface Detection)
- Electronics: DAE4 Sn1211; Calibrated: 2022/03/01
- Phantom: Twin SAM; Type: QD000P40CD; Serial: TP:1744
- Measurement SW: DASY52, Version 52.10 (4); SEMCAD X Version 14.6.14 (7501)

Head Right Tilt/GSM 1900 Mid/Area Scan (71x91x1): Interpolated grid: dx=1.500 mm, dy=1.500 mm

Maximum value of SAR (interpolated) = 0.0365 W/kg

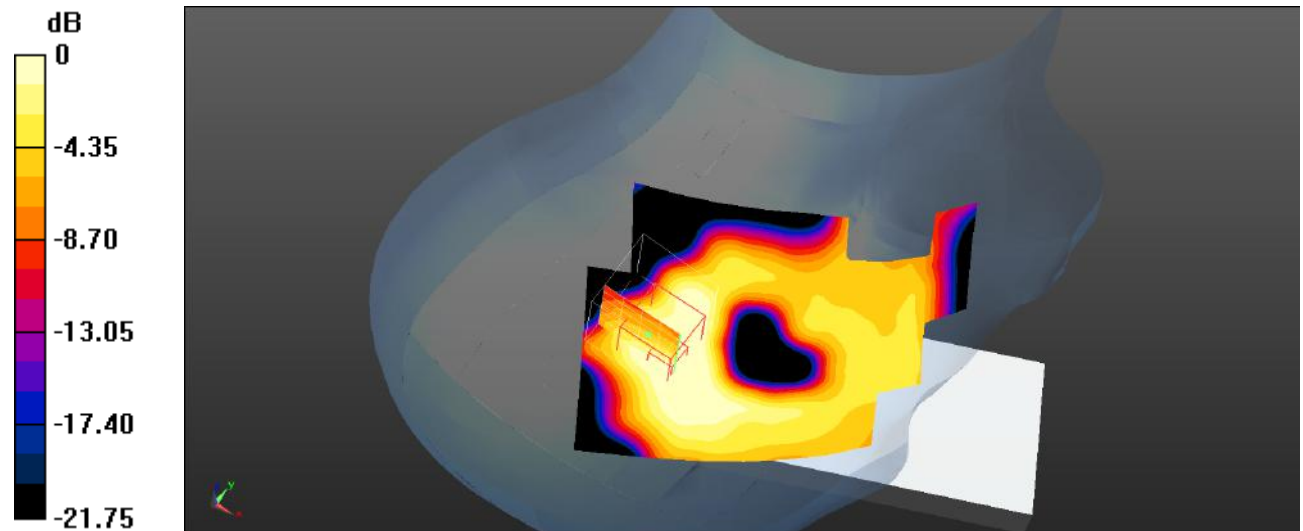
Head Right Tilt/GSM 1900 Mid/Zoom Scan (5x5x7)/Cube 0: Measurement grid: dx=8mm, dy=8mm, dz=5mm

Reference Value = 3.878 V/m; Power Drift = 0.01 dB

Peak SAR (extrapolated) = 0.0410 W/kg

SAR(1 g) = 0.026 W/kg; SAR(10 g) = 0.016 W/kg

Maximum value of SAR (measured) = 0.0290 W/kg



0 dB = 0.0290 W/kg = -15.38 dBW/kg

Plot 15#: PCS 1900_Body Worn Back_Low**DUT: MAX 2 ULTRA; Type: MAX 2 ULTRA; Serial: SZNS220126-03751E-SA-S1**

Communication System: UID 0, Generic GSM (0); Frequency: 1850.2 MHz; Duty Cycle: 1:8

Medium parameters used (interpolated): $f = 1850.2$ MHz; $\sigma = 1.409$ S/m; $\epsilon_r = 39.855$; $\rho = 1000$ kg/m³

Phantom section: Flat Section

DASY5 Configuration:

- Probe: EX3DV4- SN3619; ConvF(7.07, 7.07, 7.07); Calibrated: 2021/08/25
- Sensor-Surface: 4mm (Mechanical Surface Detection)
- Electronics: DAE4 Sn1211; Calibrated: 2022/03/01
- Phantom: Twin SAM; Type: QD000P40CD; Serial: TP:1744
- Measurement SW: DASY52, Version 52.10 (4); SEMCAD X Version 14.6.14 (7501)

Body Worn Back/GSM 1900 Low/Area Scan (71x91x1): Interpolated grid: dx=1.500 mm, dy=1.500 mm

Maximum value of SAR (interpolated) = 0.513 W/kg

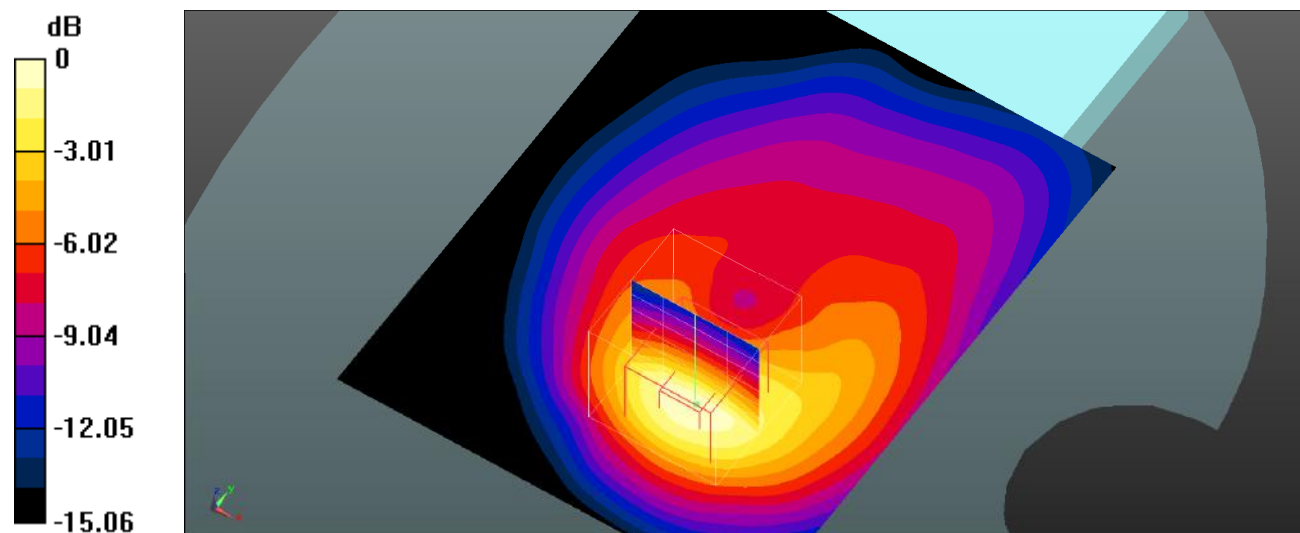
Body Worn Back/GSM 1900 Low/Zoom Scan (5x5x7)/Cube 0: Measurement grid: dx=8mm, dy=8mm, dz=5mm

Reference Value = 8.612 V/m; Power Drift = -0.05 dB

Peak SAR (extrapolated) = 0.759 W/kg

SAR(1 g) = 0.465 W/kg; SAR(10 g) = 0.260 W/kg

Maximum value of SAR (measured) = 0.523 W/kg



0 dB = 0.523 W/kg = -2.81 dBW/kg

Plot 16#: PCS 1900_Body Worn Back_Mid**DUT: MAX 2 ULTRA; Type: MAX 2 ULTRA; Serial: SZNS220126-03751E-SA-S1**

Communication System: UID 0, Generic GSM (0); Frequency: 1880 MHz;Duty Cycle: 1:8

Medium parameters used (interpolated): $f = 1880$ MHz; $\sigma = 1.408$ S/m; $\epsilon_r = 40.127$; $\rho = 1000$ kg/m³

Phantom section: Flat Section

DASY5 Configuration:

- Probe: EX3DV4- SN3619; ConvF(7.07, 7.07, 7.07); Calibrated: 2021/08/25
- Sensor-Surface: 4mm (Mechanical Surface Detection)
- Electronics: DAE4 Sn1211; Calibrated: 2022/03/01
- Phantom: Twin SAM; Type: QD000P40CD; Serial: TP:1744
- Measurement SW: DASY52, Version 52.10 (4); SEMCAD X Version 14.6.14 (7501)

Body Worn Back/GSM 1900 Mid/Area Scan (71x91x1): Interpolated grid: dx=1.500 mm, dy=1.500 mm

Maximum value of SAR (interpolated) = 0.904 W/kg

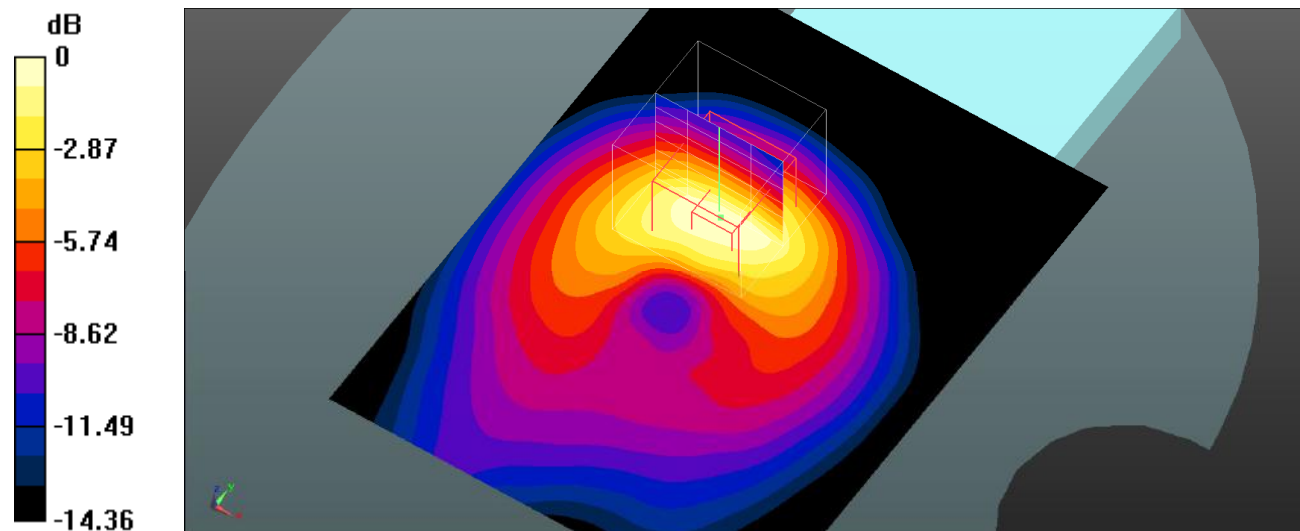
Body Worn Back/GSM 1900 Mid/Zoom Scan (5x5x7)/Cube 0: Measurement grid: dx=8mm, dy=8mm, dz=5mm

Reference Value = 11.52 V/m; Power Drift = -0.03 dB

Peak SAR (extrapolated) = 1.30 W/kg

SAR(1 g) = 0.825 W/kg; SAR(10 g) = 0.471 W/kg

Maximum value of SAR (measured) = 0.894 W/kg



0 dB = 0.894 W/kg = -0.49 dBW/kg

Plot 17#: PCS 1900_Body Worn Back_High**DUT: MAX 2 ULTRA; Type: MAX 2 ULTRA; Serial: SZNS220126-03751E-SA-S1**

Communication System: UID 0, Generic GSM (0); Frequency: 1909.8 MHz; Duty Cycle: 1:8

Medium parameters used (interpolated): $f = 1909.8$ MHz; $\sigma = 1.448$ S/m; $\epsilon_r = 39.37$; $\rho = 1000$ kg/m³

Phantom section: Flat Section

DASY5 Configuration:

- Probe: EX3DV4- SN3619; ConvF(7.07, 7.07, 7.07); Calibrated: 2021/08/25
- Sensor-Surface: 4mm (Mechanical Surface Detection)
- Electronics: DAE4 Sn1211; Calibrated: 2022/03/01
- Phantom: Twin SAM; Type: QD000P40CD; Serial: TP:1744
- Measurement SW: DASY52, Version 52.10 (4); SEMCAD X Version 14.6.14 (7501)

Body Worn Back/GSM 1900 High/Area Scan (71x91x1): Interpolated grid: dx=1.500 mm, dy=1.500 mm

Maximum value of SAR (interpolated) = 0.704 W/kg

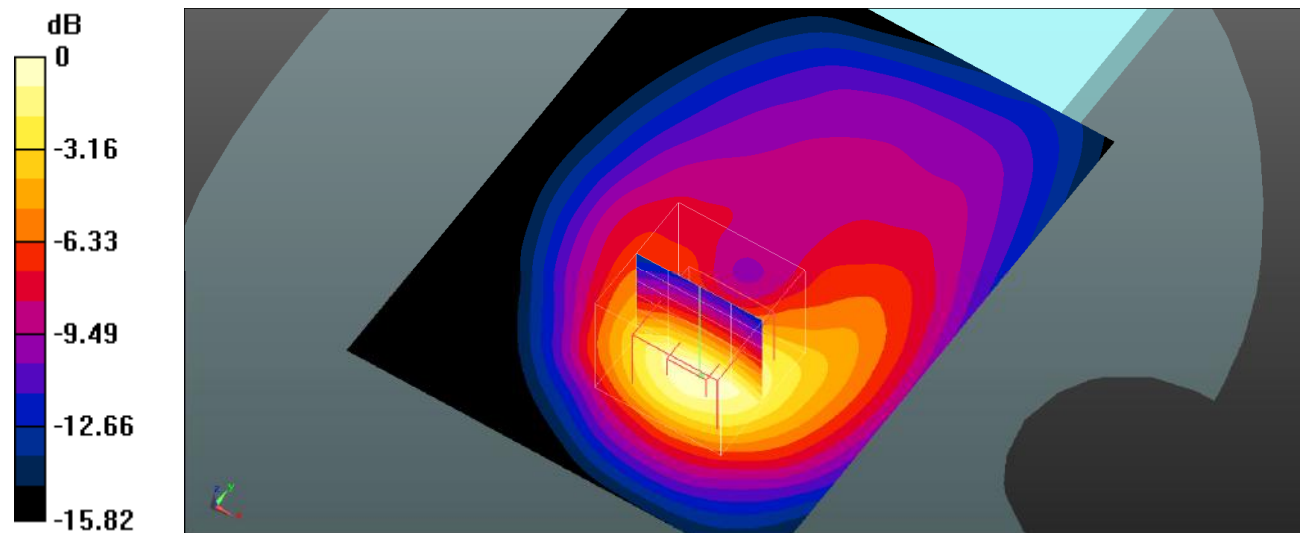
Body Worn Back/GSM 1900 High/Zoom Scan (5x5x7)/Cube 0: Measurement grid: dx=8mm, dy=8mm, dz=5mm

Reference Value = 8.178 V/m; Power Drift = 0.10 dB

Peak SAR (extrapolated) = 1.01 W/kg

SAR(1 g) = 0.613 W/kg; SAR(10 g) = 0.339 W/kg

Maximum value of SAR (measured) = 0.694 W/kg



0 dB = 0.694 W/kg = -1.59 dBW/kg

Plot 18#: PCS 1900_Body Front_Mid**DUT: MAX 2 ULTRA; Type: MAX 2 ULTRA; Serial: SZNS220126-03751E-SA-S1**

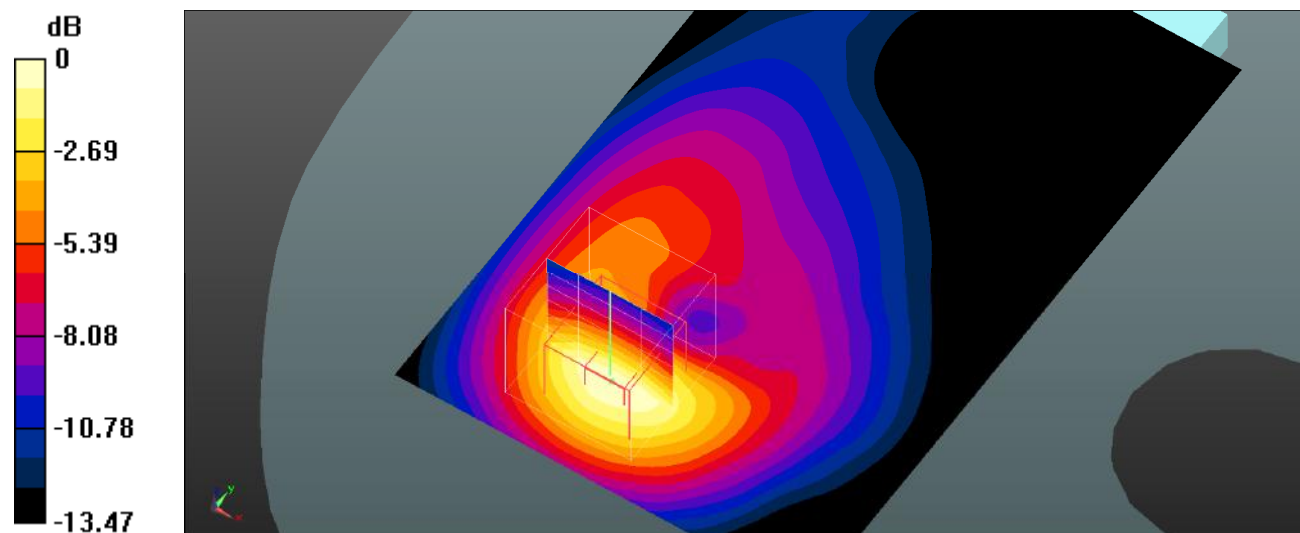
Communication System: UID 0, Generic GPRS-2 slots (0); Frequency: 1880 MHz; Duty Cycle: 1:4
Medium parameters used (interpolated): $f = 1880$ MHz; $\sigma = 1.408$ S/m; $\epsilon_r = 40.127$; $\rho = 1000$ kg/m³
Phantom section: Flat Section

DASY5 Configuration:

- Probe: EX3DV4- SN3619; ConvF(7.07, 7.07, 7.07); Calibrated: 2021/08/25
- Sensor-Surface: 4mm (Mechanical Surface Detection)
- Electronics: DAE4 Sn1211; Calibrated: 2022/03/01
- Phantom: Twin SAM; Type: QD000P40CD; Serial: TP:1744
- Measurement SW: DASY52, Version 52.10 (4); SEMCAD X Version 14.6.14 (7501)

Body Front/GSM 1900 Mid/Area Scan (71x111x1): Interpolated grid: dx=1.500 mm, dy=1.500 mm
Maximum value of SAR (interpolated) = 0.92 W/kg

Body Front/GSM 1900 Mid/Zoom Scan (5x5x7)/Cube 0: Measurement grid: dx=8mm, dy=8mm, dz=5mm
Reference Value = 9.366 V/m; Power Drift = 0.03 dB
Peak SAR (extrapolated) = 1.54 W/kg
SAR(1 g) = 0.694 W/kg; SAR(10 g) = 0.405 W/kg
Maximum value of SAR (measured) = 0.89 W/kg



0 dB = 0.89 W/kg = -0.51 dBW/kg

Plot 19#: PCS 1900_Body Back_Low**DUT: MAX 2 ULTRA; Type: MAX 2 ULTRA; Serial: SZNS220126-03751E-SA-S1**

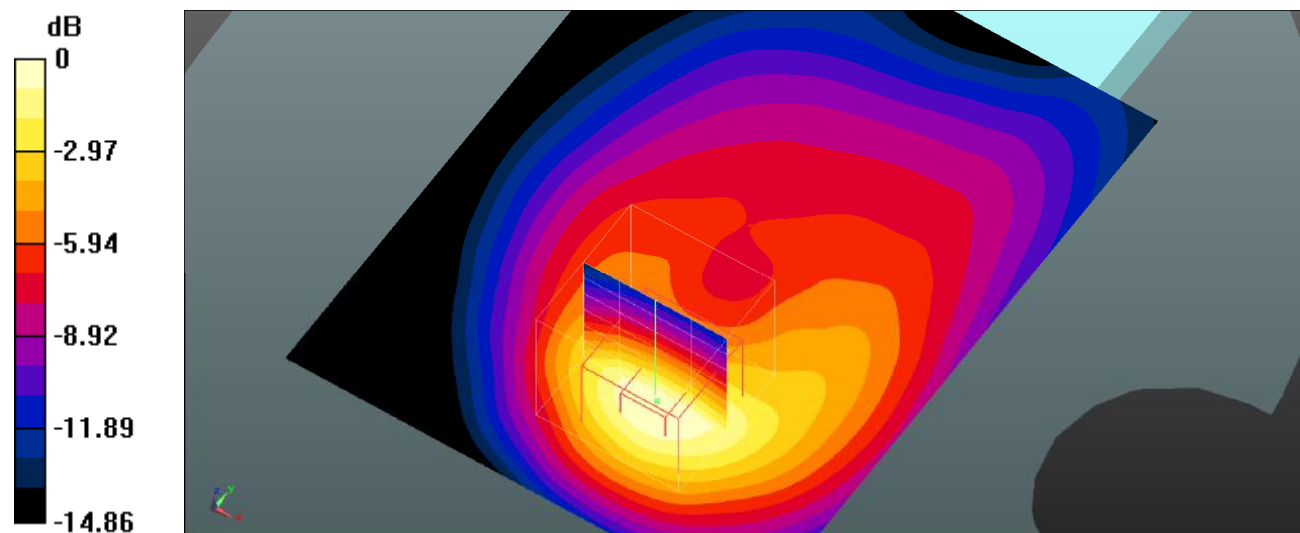
Communication System: UID 0, Generic GPRS-2 slots (0); Frequency: 1850.2 MHz; Duty Cycle: 1:4
Medium parameters used (interpolated): $f = 1850.2$ MHz; $\sigma = 1.409$ S/m; $\epsilon_r = 39.855$; $\rho = 1000$ kg/m³
Phantom section: Flat Section

DASY5 Configuration:

- Probe: EX3DV4- SN3619; ConvF(7.07, 7.07, 7.07); Calibrated: 2021/08/25
- Sensor-Surface: 4mm (Mechanical Surface Detection)
- Electronics: DAE4 Sn1211; Calibrated: 2022/03/01
- Phantom: Twin SAM; Type: QD000P40CD; Serial: TP:1744
- Measurement SW: DASY52, Version 52.10 (4); SEMCAD X Version 14.6.14 (7501)

Body Back/GSM 1900 Low/Area Scan (71x91x1): Interpolated grid: dx=1.500 mm, dy=1.500 mm
Maximum value of SAR (interpolated) = 0.952 W/kg

Body Back/GSM 1900 Low/Zoom Scan (5x5x7)/Cube 0: Measurement grid: dx=8mm, dy=8mm, dz=5mm
Reference Value = 12.18 V/m; Power Drift = -0.11 dB
Peak SAR (extrapolated) = 1.39 W/kg
SAR(1 g) = 0.840 W/kg; SAR(10 g) = 0.471 W/kg
Maximum value of SAR (measured) = 0.925 W/kg



0 dB = 0.925 W/kg = -0.34 dBW/kg

Plot 20#: PCS 1900_Body Back_Mid**DUT: MAX 2 ULTRA; Type: MAX 2 ULTRA; Serial: SZNS220126-03751E-SA-S1**

Communication System: UID 0, Generic GPRS-2 slots (0); Frequency: 1880 MHz; Duty Cycle: 1:4
Medium parameters used (interpolated): $f = 1880$ MHz; $\sigma = 1.408$ S/m; $\epsilon_r = 40.127$; $\rho = 1000$ kg/m³
Phantom section: Flat Section

DASY5 Configuration:

- Probe: EX3DV4- SN3619; ConvF(7.07, 7.07, 7.07); Calibrated: 2021/08/25
- Sensor-Surface: 4mm (Mechanical Surface Detection)
- Electronics: DAE4 Sn1211; Calibrated: 2022/03/01
- Phantom: Twin SAM; Type: QD000P40CD; Serial: TP:1744
- Measurement SW: DASY52, Version 52.10 (4); SEMCAD X Version 14.6.14 (7501)

Body Back/GSM 1900 Mid/Area Scan (71x91x1): Interpolated grid: dx=1.500 mm, dy=1.500 mm

Maximum value of SAR (interpolated) = 1.50 W/kg

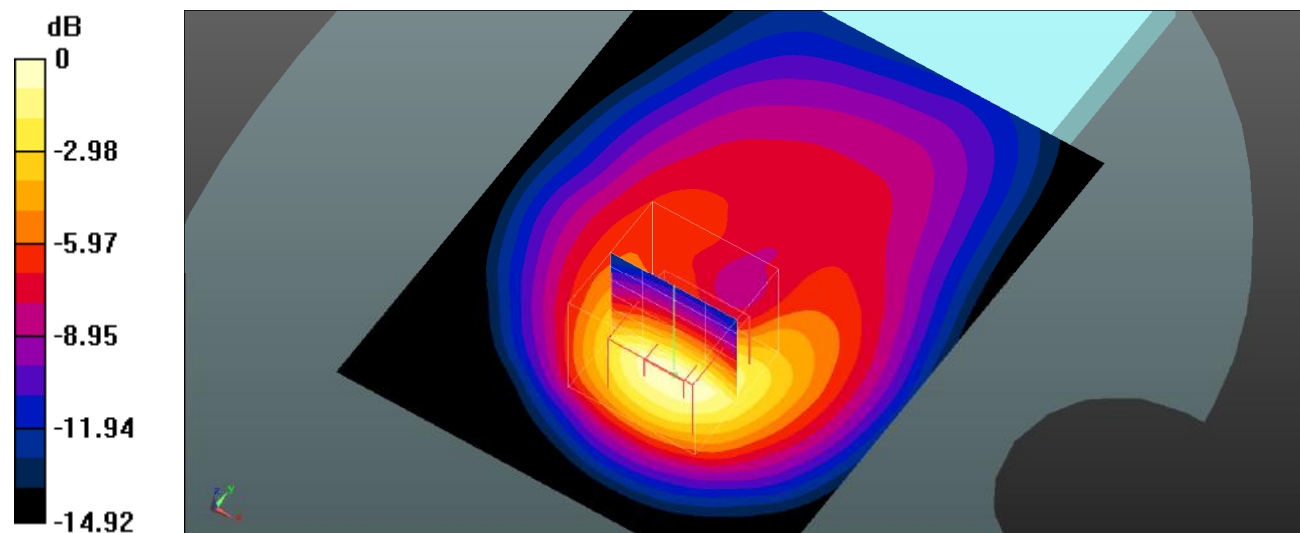
Body Back/GSM 1900 Mid/Zoom Scan (5x5x7)/Cube 0: Measurement grid: dx=8mm, dy=8mm, dz=5mm

Reference Value = 13.82 V/m; Power Drift = 0.09 dB

Peak SAR (extrapolated) = 2.50 W/kg

SAR(1 g) = 1.14 W/kg; SAR(10 g) = 0.632 W/kg

Maximum value of SAR (measured) = 1.76 W/kg



0 dB = 1.76 W/kg = 2.46 dBW/kg

Plot 21#: PCS 1900_Body Back_High**DUT: MAX 2 ULTRA; Type: MAX 2 ULTRA; Serial: SZNS220126-03751E-SA-S1**

Communication System: UID 0, Generic GPRS-2 slots (0); Frequency: 1909.8 MHz; Duty Cycle: 1:4
Medium parameters used (interpolated): $f = 1909.8$ MHz; $\sigma = 1.448$ S/m; $\epsilon_r = 39.37$; $\rho = 1000$ kg/m³
Phantom section: Flat Section

DASY5 Configuration:

- Probe: EX3DV4- SN3619; ConvF(7.07, 7.07, 7.07); Calibrated: 2021/08/25
- Sensor-Surface: 4mm (Mechanical Surface Detection)
- Electronics: DAE4 Sn1211; Calibrated: 2022/03/01
- Phantom: Twin SAM; Type: QD000P40CD; Serial: TP:1744
- Measurement SW: DASY52, Version 52.10 (4); SEMCAD X Version 14.6.14 (7501)

Body Back/GSM 1900 High/Area Scan (71x91x1): Interpolated grid: dx=1.500 mm, dy=1.500 mm

Maximum value of SAR (interpolated) = 1.53 W/kg

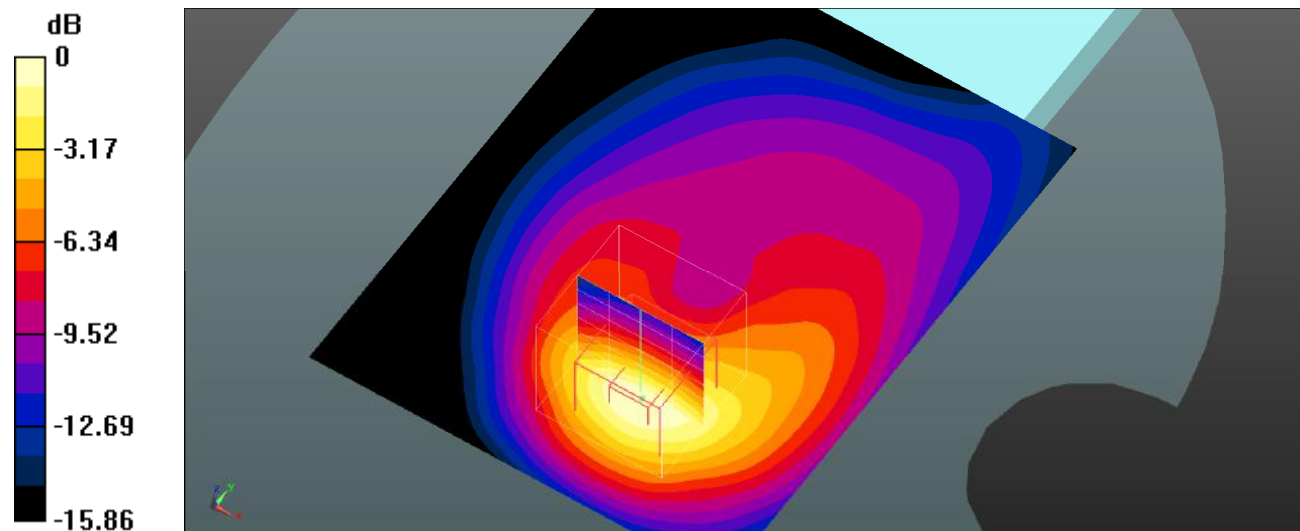
Body Back/GSM 1900 High/Zoom Scan (5x5x7)/Cube 0: Measurement grid: dx=8mm, dy=8mm, dz=5mm

Reference Value = 14.82 V/m; Power Drift = -0.03 dB

Peak SAR (extrapolated) = 2.96 W/kg

SAR(1 g) = 1.27 W/kg; SAR(10 g) = 0.736 W/kg

Maximum value of SAR (measured) = 1.99 W/kg



0 dB = 1.99 W/kg = 2.99 dBW/kg

Plot 22#: PCS 1900_Body Left_Mid**DUT: MAX 2 ULTRA; Type: MAX 2 ULTRA; Serial: SZNS220126-03751E-SA-S1**

Communication System: UID 0, Generic GPRS-2 slots (0); Frequency: 1880 MHz; Duty Cycle: 1:4
Medium parameters used (interpolated): $f = 1880$ MHz; $\sigma = 1.408$ S/m; $\epsilon_r = 40.127$; $\rho = 1000$ kg/m³
Phantom section: Flat Section

DASY5 Configuration:

- Probe: EX3DV4- SN3619; ConvF(7.07, 7.07, 7.07); Calibrated: 2021/08/25
- Sensor-Surface: 4mm (Mechanical Surface Detection)
- Electronics: DAE4 Sn1211; Calibrated: 2022/03/01
- Phantom: Twin SAM; Type: QD000P40CD; Serial: TP:1744
- Measurement SW: DASY52, Version 52.10 (4); SEMCAD X Version 14.6.14 (7501)

Body Left/GSM 1900 Mid/Area Scan (71x91x1): Interpolated grid: dx=1.500 mm, dy=1.500 mm

Maximum value of SAR (interpolated) = 0.301 W/kg

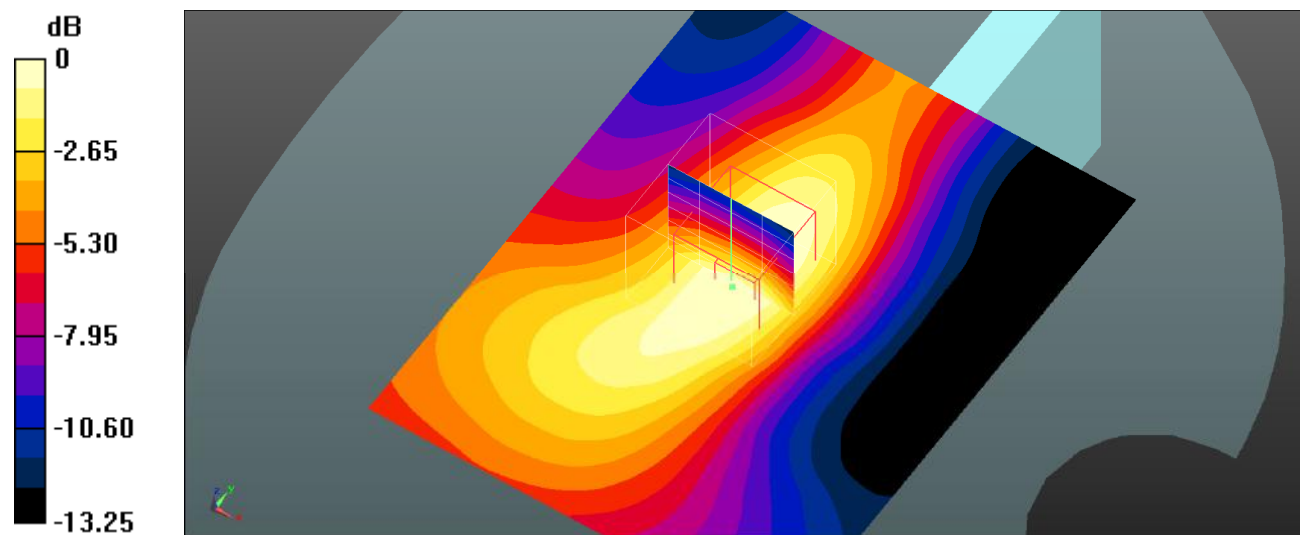
Body Left/GSM 1900 Mid/Zoom Scan (5x5x7)/Cube 0: Measurement grid: dx=8mm, dy=8mm, dz=5mm

Reference Value = 13.79 V/m; Power Drift = -0.05 dB

Peak SAR (extrapolated) = 0.407 W/kg

SAR(1 g) = 0.265 W/kg; SAR(10 g) = 0.164 W/kg

Maximum value of SAR (measured) = 0.285 W/kg



0 dB = 0.285 W/kg = -5.45 dBW/kg

Plot 23#: PCS 1900_Body Right_Mid**DUT: MAX 2 ULTRA; Type: MAX 2 ULTRA; Serial: SZNS220126-03751E-SA-S1**

Communication System: UID 0, Generic GPRS-2 slots (0); Frequency: 1880 MHz; Duty Cycle: 1:4
 Medium parameters used (interpolated): $f = 1880$ MHz; $\sigma = 1.408$ S/m; $\epsilon_r = 40.127$; $\rho = 1000$ kg/m³
 Phantom section: Flat Section

DASY5 Configuration:

- Probe: EX3DV4- SN3619; ConvF(7.07, 7.07, 7.07); Calibrated: 2021/08/25
- Sensor-Surface: 4mm (Mechanical Surface Detection)
- Electronics: DAE4 Sn1211; Calibrated: 2022/03/01
- Phantom: Twin SAM; Type: QD000P40CD; Serial: TP:1744
- Measurement SW: DASY52, Version 52.10 (4); SEMCAD X Version 14.6.14 (7501)

Body Right/GSM 1900 Mid/Area Scan (71x91x1): Interpolated grid: dx=1.500 mm, dy=1.500 mm

Maximum value of SAR (interpolated) = 0.159 W/kg

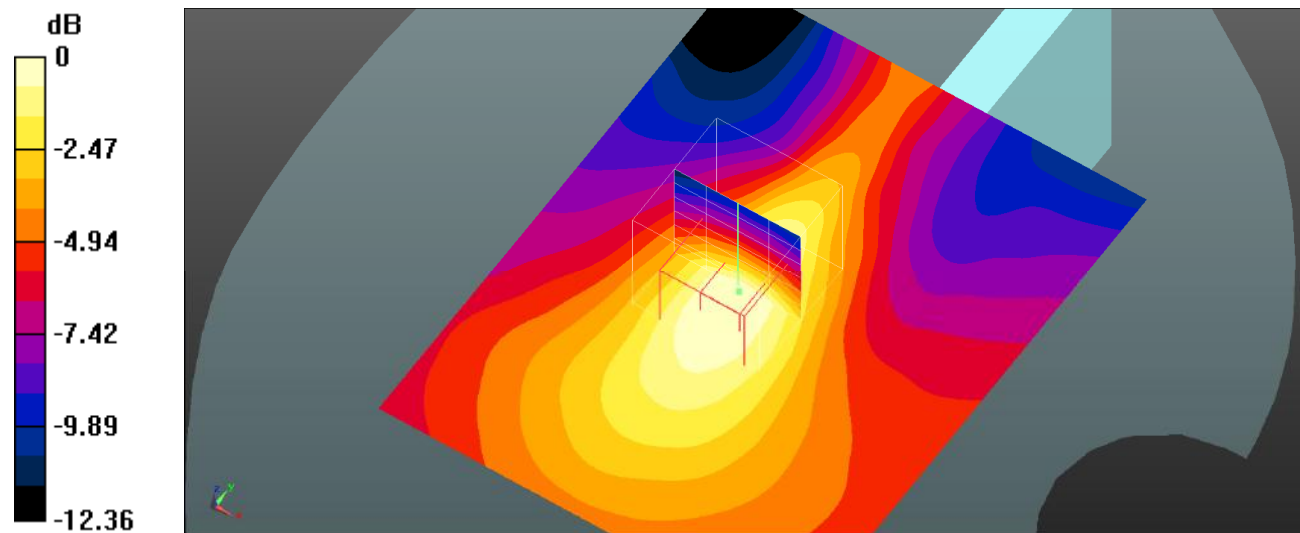
Body Right/GSM 1900 Mid/Zoom Scan (5x5x7)/Cube 0: Measurement grid: dx=8mm, dy=8mm, dz=5mm

Reference Value = 10.07 V/m; Power Drift = -0.07 dB

Peak SAR (extrapolated) = 0.214 W/kg

SAR(1 g) = 0.142 W/kg; SAR(10 g) = 0.090 W/kg

Maximum value of SAR (measured) = 0.151 W/kg



0 dB = 0.151 W/kg = -8.21 dBW/kg

Plot 24#: PCS 1900_Body Bottom_Low**DUT: MAX 2 ULTRA; Type: MAX 2 ULTRA; Serial: SZNS220126-03751E-SA-S1**

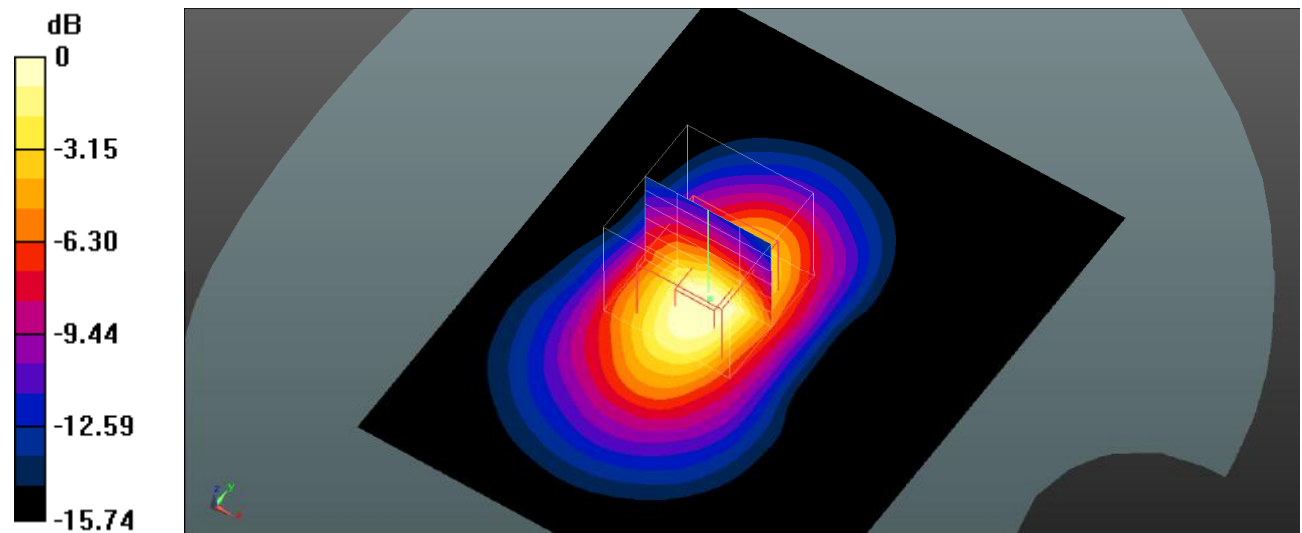
Communication System: UID 0, Generic GPRS-2 slots (0); Frequency: 1850.2 MHz; Duty Cycle: 1:4
 Medium parameters used (interpolated): $f = 1850.2$ MHz; $\sigma = 1.409$ S/m; $\epsilon_r = 39.855$; $\rho = 1000$ kg/m³
 Phantom section: Flat Section

DASY5 Configuration:

- Probe: EX3DV4- SN3619; ConvF(7.07, 7.07, 7.07); Calibrated: 2021/08/25
- Sensor-Surface: 4mm (Mechanical Surface Detection)
- Electronics: DAE4 Sn1211; Calibrated: 2022/03/01
- Phantom: Twin SAM; Type: QD000P40CD; Serial: TP:1744
- Measurement SW: DASY52, Version 52.10 (4); SEMCAD X Version 14.6.14 (7501)

Body Bottom/GSM 1900 Low/Area Scan (71x91x1): Interpolated grid: dx=1.500 mm, dy=1.500 mm
 Maximum value of SAR (interpolated) = 1.44 W/kg

Body Bottom/GSM 1900 Low/Zoom Scan (5x5x7)/Cube 0: Measurement grid: dx=8mm, dy=8mm, dz=5mm
 Reference Value = 26.35 V/m; Power Drift = 0.17 dB
 Peak SAR (extrapolated) = 2.35 W/kg
SAR(1 g) = 1.02 W/kg; SAR(10 g) = 0.567 W/kg
 Maximum value of SAR (measured) = 1.58 W/kg



0 dB = 1.58 W/kg = 1.99 dBW/kg

Plot 25#: PCS 1900_Body Bottom_Mid**DUT: MAX 2 ULTRA; Type: MAX 2 ULTRA; Serial: SZNS220126-03751E-SA-S1**

Communication System: UID 0, Generic GPRS-2 slots (0); Frequency: 1880 MHz; Duty Cycle: 1:4
 Medium parameters used (interpolated): $f = 1880$ MHz; $\sigma = 1.408$ S/m; $\epsilon_r = 40.127$; $\rho = 1000$ kg/m³
 Phantom section: Flat Section

DASY5 Configuration:

- Probe: EX3DV4- SN3619; ConvF(7.07, 7.07, 7.07); Calibrated: 2021/08/25
- Sensor-Surface: 4mm (Mechanical Surface Detection)
- Electronics: DAE4 Sn1211; Calibrated: 2022/03/01
- Phantom: Twin SAM; Type: QD000P40CD; Serial: TP:1744
- Measurement SW: DASY52, Version 52.10 (4); SEMCAD X Version 14.6.14 (7501)

Body Bottom/GSM 1900 Mid/Area Scan (71x91x1): Interpolated grid: dx=1.500 mm, dy=1.500 mm

Maximum value of SAR (interpolated) = 1.70 W/kg

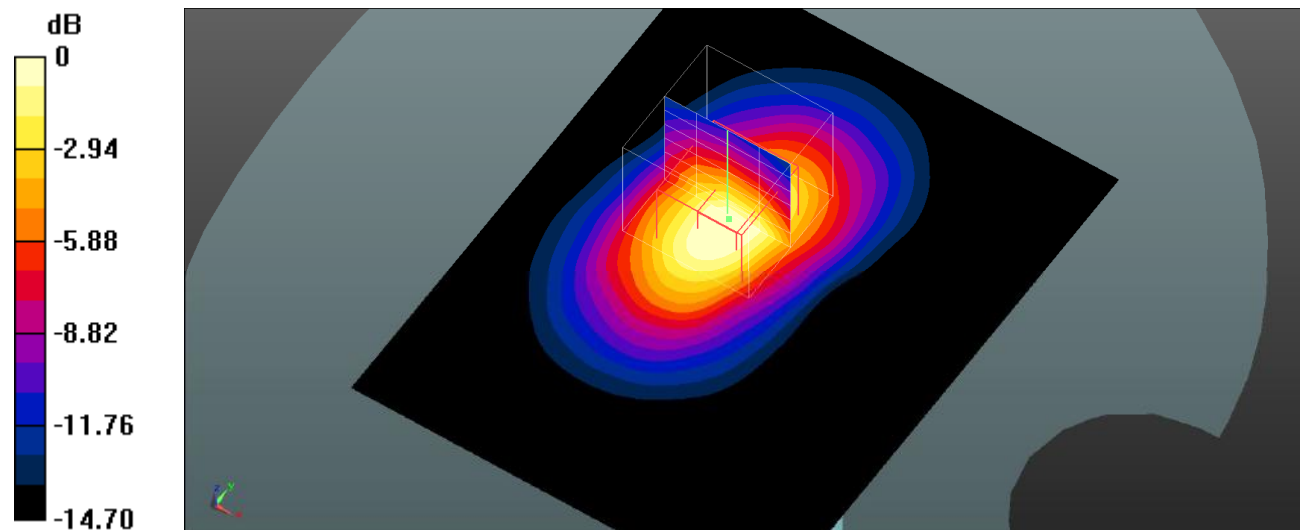
Body Bottom/GSM 1900 Mid/Zoom Scan (5x5x7)/Cube 0: Measurement grid: dx=8mm, dy=8mm, dz=5mm

Reference Value = 27.78 V/m; Power Drift = -0.07 dB

Peak SAR (extrapolated) = 3.69 W/kg

SAR(1 g) = 1.18 W/kg; SAR(10 g) = 0.655 W/kg

Maximum value of SAR (measured) = 1.87 W/kg



0 dB = 1.87 W/kg = 2.72 dBW/kg

Plot 26#: PCS 1900_Body Bottom_High**DUT: MAX 2 ULTRA; Type: MAX 2 ULTRA; Serial: SZNS220126-03751E-SA-S1**

Communication System: UID 0, Generic GPRS-2 slots (0); Frequency: 1909.8 MHz; Duty Cycle: 1:4
Medium parameters used (interpolated): $f = 1909.8$ MHz; $\sigma = 1.448$ S/m; $\epsilon_r = 39.37$; $\rho = 1000$ kg/m³
Phantom section: Flat Section

DASY5 Configuration:

- Probe: EX3DV4- SN3619; ConvF(7.07, 7.07, 7.07); Calibrated: 2021/08/25
- Sensor-Surface: 4mm (Mechanical Surface Detection)
- Electronics: DAE4 Sn1211; Calibrated: 2022/03/01
- Phantom: Twin SAM; Type: QD000P40CD; Serial: TP:1744
- Measurement SW: DASY52, Version 52.10 (4); SEMCAD X Version 14.6.14 (7501)

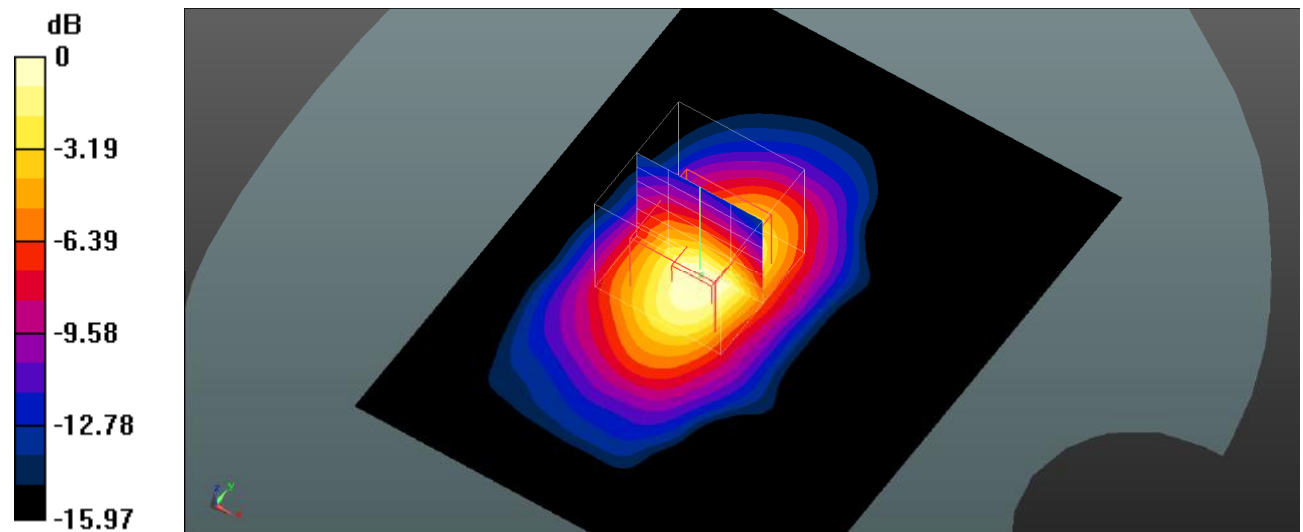
Body Bottom/GSM 1900 High/Area Scan (71x91x1): Interpolated grid: dx=1.500 mm, dy=1.500 mm
Maximum value of SAR (interpolated) = 1.82 W/kg

Body Bottom/GSM 1900 High/Zoom Scan (5x5x7)/Cube 0: Measurement grid: dx=8mm, dy=8mm, dz=5mm
Reference Value = 33.40 V/m; Power Drift = 0.05 dB

Peak SAR (extrapolated) = 4.61 W/kg

SAR(1 g) = 1.14 W/kg; SAR(10 g) = 0.635 W/kg

Maximum value of SAR (measured) = 1.96 W/kg



0 dB = 1.96 W/kg = 2.92 dBW/kg

Plot 27#: WCDMA Band 2_Head Left Cheek_Mid**DUT: MAX 2 ULTRA; Type: MAX 2 ULTRA; Serial: SZNS220126-03751E-SA-S1**

Communication System: UID 0, WCDMA (0); Frequency: 1880 MHz; Duty Cycle: 1:1

Medium parameters used (interpolated): $f = 1880$ MHz; $\sigma = 1.411$ S/m; $\epsilon_r = 40.223$; $\rho = 1000$ kg/m³

Phantom section: Left Section

DASY5 Configuration:

- Probe: EX3DV4- SN3619; ConvF(7.07, 7.07, 7.07); Calibrated: 2021/08/25
- Sensor-Surface: 4mm (Mechanical Surface Detection)
- Electronics: DAE4 Sn1211; Calibrated: 2022/03/01
- Phantom: Twin SAM; Type: QD000P40CD; Serial: TP:1744
- Measurement SW: DASY52, Version 52.10 (4); SEMCAD X Version 14.6.14 (7501)

Head Left Cheek/WCDMA Band 2 Mid/Area Scan (71x91x1): Interpolated grid: dx=1.500 mm, dy=1.500 mm

Maximum value of SAR (interpolated) = 0.137 W/kg


Head Left Cheek/WCDMA Band 2 Mid/Zoom Scan (5x5x7)/Cube 0: Measurement grid: dx=8mm, dy=8mm, dz=5mm

Reference Value = 3.365 V/m; Power Drift = -0.04 dB

Peak SAR (extrapolated) = 0.183 W/kg

SAR(1 g) = 0.128 W/kg; SAR(10 g) = 0.085 W/kg

Maximum value of SAR (measured) = 0.136 W/kg



0 dB = 0.136 W/kg = -8.66 dBW/kg

Plot 28#: WCDMA Band 2_Head Left Tilt_Mid**DUT: MAX 2 ULTRA; Type: MAX 2 ULTRA; Serial: SZNS220126-03751E-SA-S1**

Communication System: UID 0, WCDMA (0); Frequency: 1880 MHz; Duty Cycle: 1:1

Medium parameters used (interpolated): $f = 1880$ MHz; $\sigma = 1.411$ S/m; $\epsilon_r = 40.223$; $\rho = 1000$ kg/m³

Phantom section: Left Section

DASY5 Configuration:

- Probe: EX3DV4- SN3619; ConvF(7.07, 7.07, 7.07); Calibrated: 2021/08/25
- Sensor-Surface: 4mm (Mechanical Surface Detection)
- Electronics: DAE4 Sn1211; Calibrated: 2022/03/01
- Phantom: Twin SAM; Type: QD000P40CD; Serial: TP:1744
- Measurement SW: DASY52, Version 52.10 (4); SEMCAD X Version 14.6.14 (7501)

Head Left Tilt/WCDMA Band 2 Mid/Area Scan (71x91x1): Interpolated grid: dx=1.500 mm, dy=1.500 mm

Maximum value of SAR (interpolated) = 0.0354 W/kg


Head Left Tilt/WCDMA Band 2 Mid/Zoom Scan (5x5x7)/Cube 0: Measurement grid: dx=8mm, dy=8mm, dz=5mm

Reference Value = 3.146 V/m; Power Drift = -0.01 dB

Peak SAR (extrapolated) = 0.0470 W/kg

SAR(1 g) = 0.021 W/kg; SAR(10 g) = 0.00857 W/kg

Maximum value of SAR (measured) = 0.0226 W/kg



0 dB = 0.0226 W/kg = -16.46 dBW/kg

Plot 29#: WCDMA Band 2_Head Right Cheek_Mid**DUT: MAX 2 ULTRA; Type: MAX 2 ULTRA; Serial: SZNS220126-03751E-SA-S1**

Communication System: UID 0, WCDMA (0); Frequency: 1880 MHz; Duty Cycle: 1:1

Medium parameters used (interpolated): $f = 1880$ MHz; $\sigma = 1.411$ S/m; $\epsilon_r = 40.223$; $\rho = 1000$ kg/m³

Phantom section: Right Section

DASY5 Configuration:

- Probe: EX3DV4- SN3619; ConvF(7.07, 7.07, 7.07); Calibrated: 2021/08/25
- Sensor-Surface: 4mm (Mechanical Surface Detection)
- Electronics: DAE4 Sn1211; Calibrated: 2022/03/01
- Phantom: Twin SAM; Type: QD000P40CD; Serial: TP:1744
- Measurement SW: DASY52, Version 52.10 (4); SEMCAD X Version 14.6.14 (7501)

Head Right Cheek/WCDMA Band 2 Mid/Area Scan (71x91x1): Interpolated grid: dx=1.500 mm, dy=1.500 mm

Maximum value of SAR (interpolated) = 0.169 W/kg

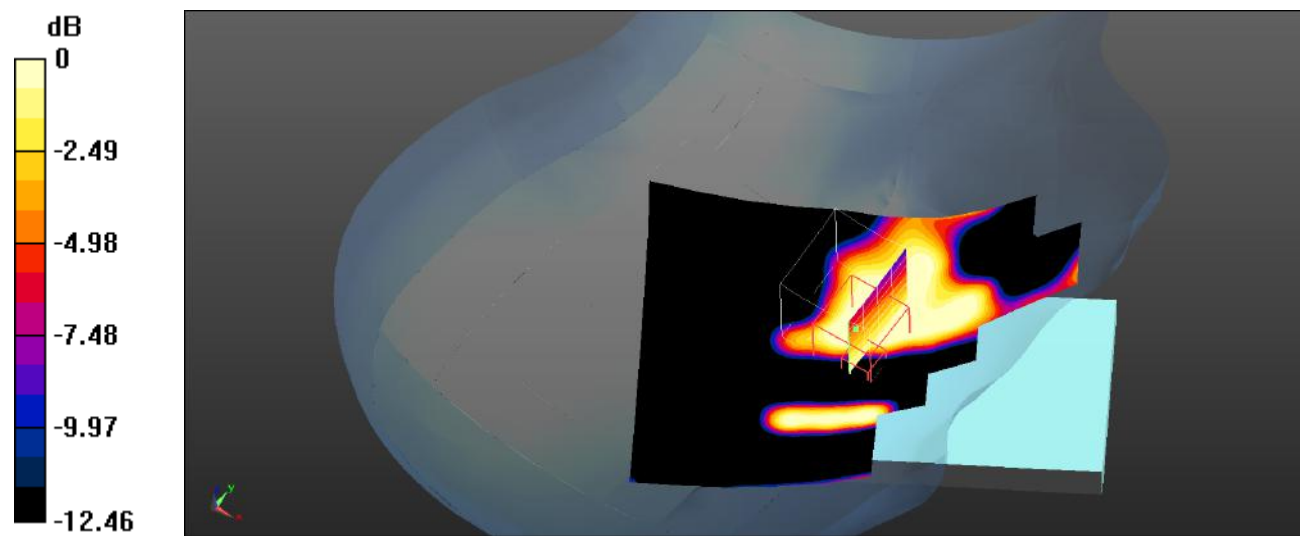
Head Right Cheek/WCDMA Band 2 Mid/Zoom Scan (5x5x7)/Cube 0: Measurement grid: dx=8mm, dy=8mm, dz=5mm

Reference Value = 2.965 V/m; Power Drift = -0.04 dB

Peak SAR (extrapolated) = 0.109 W/kg

SAR(1 g) = 0.076 W/kg; SAR(10 g) = 0.053 W/kg

Maximum value of SAR (measured) = 0.0880 W/kg



0 dB = 0.0880 W/kg = -10.56 dBW/kg

Plot 30#: WCDMA Band 2_Head Right Tilt_Mid**DUT: MAX 2 ULTRA; Type: MAX 2 ULTRA; Serial: SZNS220126-03751E-SA-S1**

Communication System: UID 0, WCDMA (0); Frequency: 1880 MHz; Duty Cycle: 1:1

Medium parameters used (interpolated): $f = 1880$ MHz; $\sigma = 1.411$ S/m; $\epsilon_r = 40.223$; $\rho = 1000$ kg/m³

Phantom section: Right Section

DASY5 Configuration:

- Probe: EX3DV4- SN3619; ConvF(7.07, 7.07, 7.07); Calibrated: 2021/08/25
- Sensor-Surface: 4mm (Mechanical Surface Detection)
- Electronics: DAE4 Sn1211; Calibrated: 2022/03/01
- Phantom: Twin SAM; Type: QD000P40CD; Serial: TP:1744
- Measurement SW: DASY52, Version 52.10 (4); SEMCAD X Version 14.6.14 (7501)

Head Right Tilt/WCDMA Band 2 Mid/Area Scan (71x91x1): Interpolated grid: dx=1.500 mm, dy=1.500 mm

Maximum value of SAR (interpolated) = 0.0638 W/kg

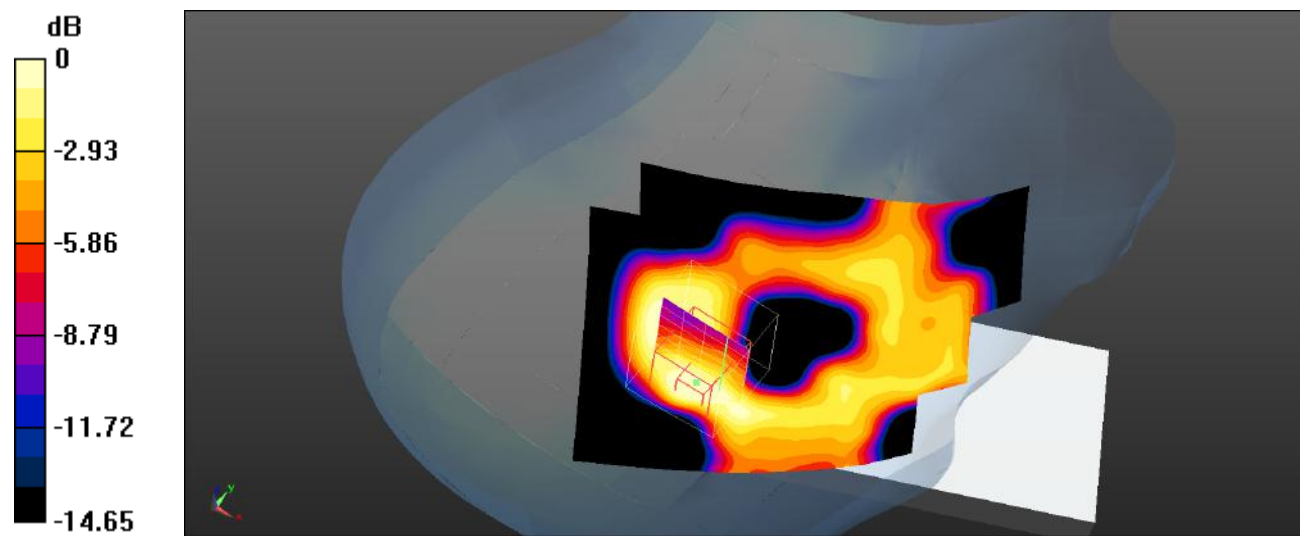
Head Right Tilt/WCDMA Band 2 Mid/Zoom Scan (5x5x7)/Cube 0: Measurement grid: dx=8mm, dy=8mm, dz=5mm

Reference Value = 4.870 V/m; Power Drift = 0.05 dB

Peak SAR (extrapolated) = 0.0640 W/kg

SAR(1 g) = 0.039 W/kg; SAR(10 g) = 0.023 W/kg

Maximum value of SAR (measured) = 0.0417 W/kg



0 dB = 0.0417 W/kg = -13.80 dBW/kg

Plot 31#: WCDMA Band 2_Body Front_Mid**DUT: MAX 2 ULTRA; Type: MAX 2 ULTRA; Serial: SZNS220126-03751E-SA-S1**

Communication System: UID 0, WCDMA (0); Frequency: 1880 MHz; Duty Cycle: 1:1

Medium parameters used (interpolated): $f = 1880$ MHz; $\sigma = 1.411$ S/m; $\epsilon_r = 40.223$; $\rho = 1000$ kg/m³

Phantom section: Flat Section

DASY5 Configuration:

- Probe: EX3DV4- SN3619; ConvF(7.07, 7.07, 7.07); Calibrated: 2021/08/25
- Sensor-Surface: 4mm (Mechanical Surface Detection)
- Electronics: DAE4 Sn1211; Calibrated: 2022/03/01
- Phantom: Twin SAM; Type: QD000P40CD; Serial: TP:1744
- Measurement SW: DASY52, Version 52.10 (4); SEMCAD X Version 14.6.14 (7501)

Body Front/WCDMA Band 2 Mid/Area Scan (71x111x1): Interpolated grid: dx=1.500 mm, dy=1.500 mm

Maximum value of SAR (interpolated) = 0.627 W/kg

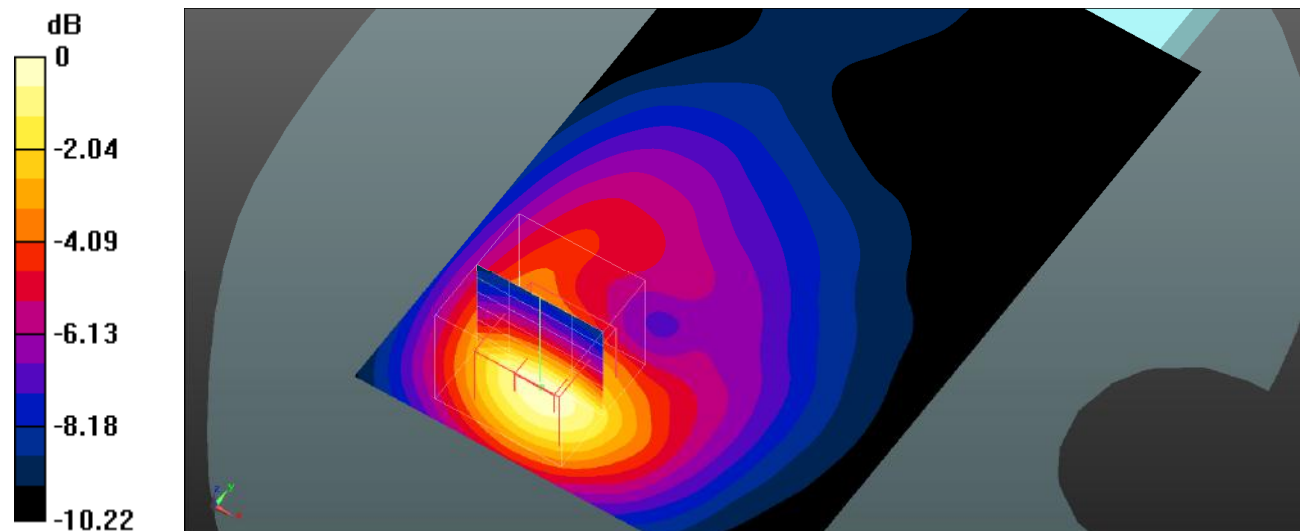
Body Front/WCDMA Band 2 Mid/Zoom Scan (5x5x7)/Cube 0: Measurement grid: dx=8mm, dy=8mm, dz=5mm

Reference Value = 9.183 V/m; Power Drift = -0.08 dB

Peak SAR (extrapolated) = 0.903 W/kg

SAR(1 g) = 0.591 W/kg; SAR(10 g) = 0.360 W/kg

Maximum value of SAR (measured) = 0.647 W/kg



0 dB = 0.647 W/kg = -1.89 dBW/kg

Plot 32#: WCDMA Band 2_Body Back_Low**DUT: MAX 2 ULTRA; Type: MAX 2 ULTRA; Serial: SZNS220126-03751E-SA-S1**

Communication System: UID 0, WCDMA (0); Frequency: 1852.4 MHz; Duty Cycle: 1:1

Medium parameters used (interpolated): $f = 1852.4$ MHz; $\sigma = 1.393$ S/m; $\epsilon_r = 40.145$; $\rho = 1000$ kg/m³

Phantom section: Flat Section

DASY5 Configuration:

- Probe: EX3DV4- SN3619; ConvF(7.07, 7.07, 7.07); Calibrated: 2021/08/25
- Sensor-Surface: 4mm (Mechanical Surface Detection)
- Electronics: DAE4 Sn1211; Calibrated: 2022/03/01
- Phantom: Twin SAM; Type: QD000P40CD; Serial: TP:1744
- Measurement SW: DASY52, Version 52.10 (4); SEMCAD X Version 14.6.14 (7501)

Body Back/WCDMA Band 2 Low/Area Scan (71x91x1): Interpolated grid: dx=1.500 mm, dy=1.500 mm

Maximum value of SAR (interpolated) = 1.02 W/kg

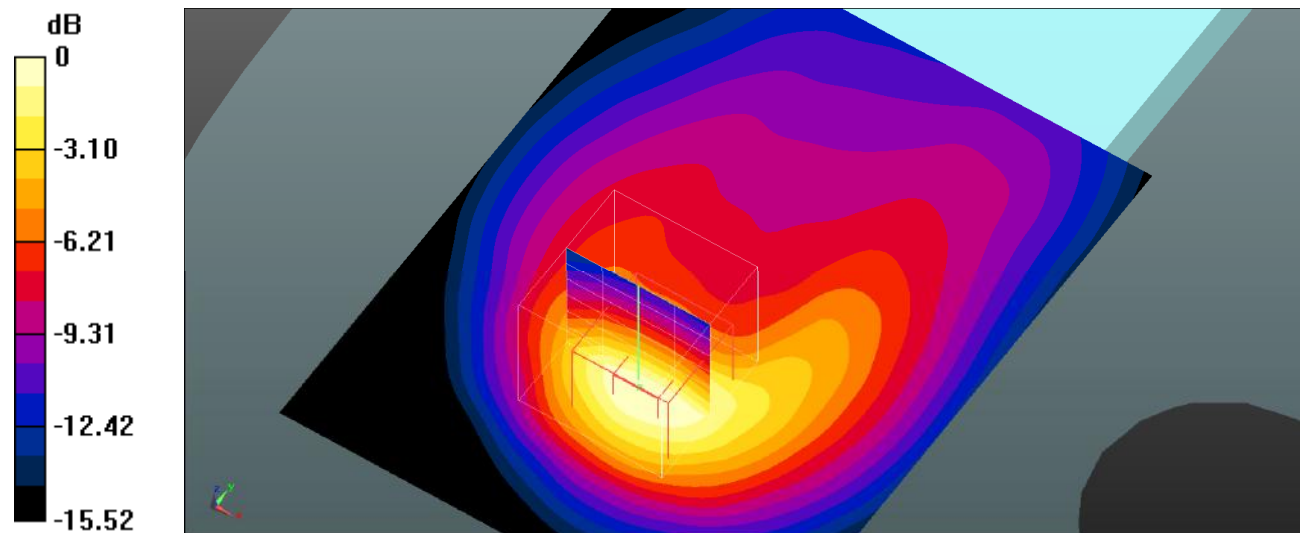
Body Back/WCDMA Band 2 Low/Zoom Scan (5x5x7)/Cube 0: Measurement grid: dx=8mm, dy=8mm, dz=5mm

Reference Value = 10.45 V/m; Power Drift = -0.08 dB

Peak SAR (extrapolated) = 1.45 W/kg

SAR(1 g) = 0.893 W/kg; SAR(10 g) = 0.496 W/kg

Maximum value of SAR (measured) = 0.986 W/kg



0 dB = 0.986 W/kg = -0.06 dBW/kg

Plot 33#: WCDMA Band 2_Body Back_Mid**DUT: MAX 2 ULTRA; Type: MAX 2 ULTRA; Serial: SZNS220126-03751E-SA-S1**

Communication System: UID 0, WCDMA (0); Frequency: 1880 MHz; Duty Cycle: 1:1

Medium parameters used (interpolated): $f = 1880$ MHz; $\sigma = 1.411$ S/m; $\epsilon_r = 40.223$; $\rho = 1000$ kg/m³

Phantom section: Flat Section

DASY5 Configuration:

- Probe: EX3DV4- SN3619; ConvF(7.07, 7.07, 7.07); Calibrated: 2021/08/25
- Sensor-Surface: 4mm (Mechanical Surface Detection)
- Electronics: DAE4 Sn1211; Calibrated: 2022/03/01
- Phantom: Twin SAM; Type: QD000P40CD; Serial: TP:1744
- Measurement SW: DASY52, Version 52.10 (4); SEMCAD X Version 14.6.14 (7501)

Body Back/WCDMA Band 2 Mid/Area Scan (71x91x1): Interpolated grid: dx=1.500 mm, dy=1.500 mm

Maximum value of SAR (interpolated) = 1.13 W/kg

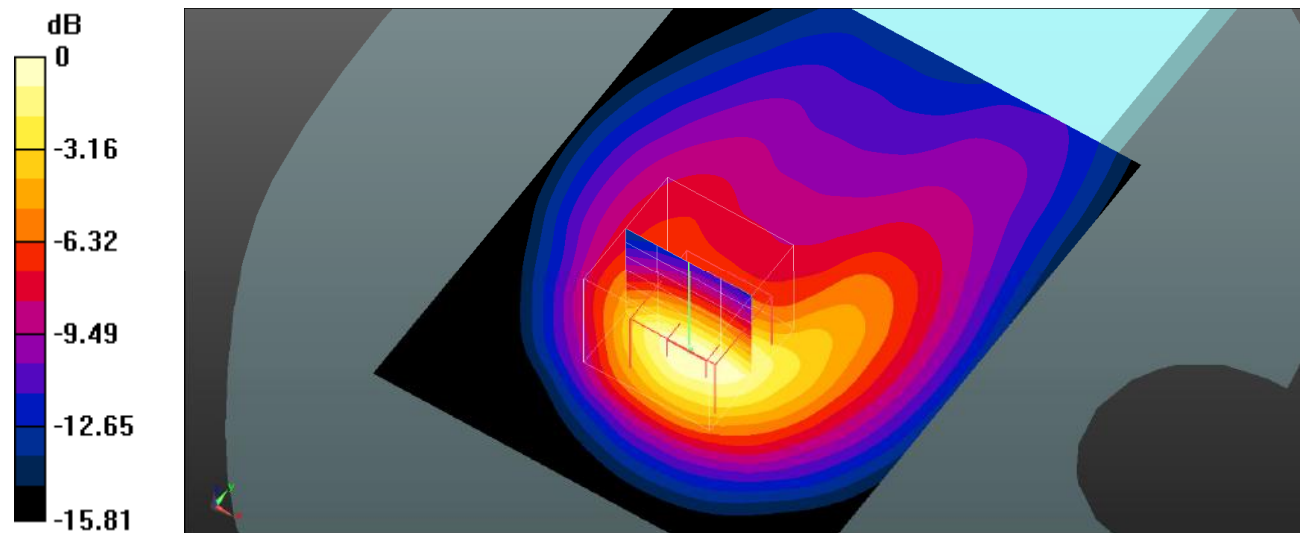
Body Back/WCDMA Band 2 Mid/Zoom Scan (5x5x7)/Cube 0: Measurement grid: dx=8mm, dy=8mm, dz=5mm

Reference Value = 10.24 V/m; Power Drift = 0.03 dB

Peak SAR (extrapolated) = 1.64 W/kg

SAR(1 g) = 0.995 W/kg; SAR(10 g) = 0.550 W/kg

Maximum value of SAR (measured) = 1.10 W/kg



0 dB = 1.10 W/kg = 0.41 dBW/kg

Plot 34#: WCDMA Band 2_Body Back_High**DUT: MAX 2 ULTRA; Type: MAX 2 ULTRA; Serial: SZNS220126-03751E-SA-S1**

Communication System: UID 0, WCDMA (0); Frequency: 1907.6 MHz; Duty Cycle: 1:1

Medium parameters used (interpolated): $f = 1907.6$ MHz; $\sigma = 1.447$ S/m; $\epsilon_r = 39.328$; $\rho = 1000$ kg/m³

Phantom section: Flat Section

DASY5 Configuration:

- Probe: EX3DV4- SN3619; ConvF(7.07, 7.07, 7.07); Calibrated: 2021/08/25
- Sensor-Surface: 4mm (Mechanical Surface Detection)
- Electronics: DAE4 Sn1211; Calibrated: 2022/03/01
- Phantom: Twin SAM; Type: QD000P40CD; Serial: TP:1744
- Measurement SW: DASY52, Version 52.10 (4); SEMCAD X Version 14.6.14 (7501)

Body Back2/WCDMA Band 2 High/Area Scan (71x91x1): Interpolated grid: dx=1.500 mm, dy=1.500 mm

Maximum value of SAR (interpolated) = 1.09 W/kg

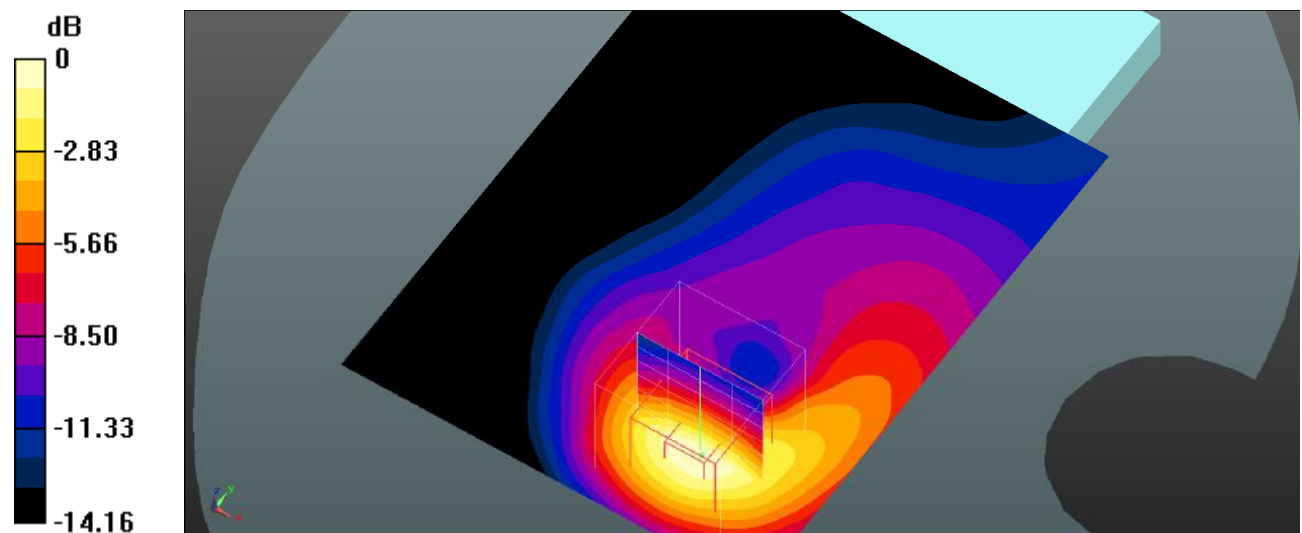
Body Back2/WCDMA Band 2 High/Zoom Scan (5x5x7)/Cube 0: Measurement grid: dx=8mm, dy=8mm, dz=5mm

Reference Value = 8.927 V/m; Power Drift = -0.10 dB

Peak SAR (extrapolated) = 1.65 W/kg

SAR(1 g) = 0.981 W/kg; SAR(10 g) = 0.542 W/kg

Maximum value of SAR (measured) = 1.12 W/kg



Plot 35#: WCDMA Band 2_Body Left_Mid**DUT: MAX 2 ULTRA; Type: MAX 2 ULTRA; Serial: SZNS220126-03751E-SA-S1**

Communication System: UID 0, WCDMA (0); Frequency: 1880 MHz; Duty Cycle: 1:1

Medium parameters used (interpolated): $f = 1880$ MHz; $\sigma = 1.411$ S/m; $\epsilon_r = 40.223$; $\rho = 1000$ kg/m³

Phantom section: Flat Section

DASY5 Configuration:

- Probe: EX3DV4- SN3619; ConvF(7.07, 7.07, 7.07); Calibrated: 2021/08/25
- Sensor-Surface: 4mm (Mechanical Surface Detection)
- Electronics: DAE4 Sn1211; Calibrated: 2022/03/01
- Phantom: Twin SAM; Type: QD000P40CD; Serial: TP:1744
- Measurement SW: DASY52, Version 52.10 (4); SEMCAD X Version 14.6.14 (7501)

Body Left/WCDMA Band 2 Mid/Area Scan (71x91x1): Interpolated grid: dx=1.500 mm, dy=1.500 mm

Maximum value of SAR (interpolated) = 0.174 W/kg

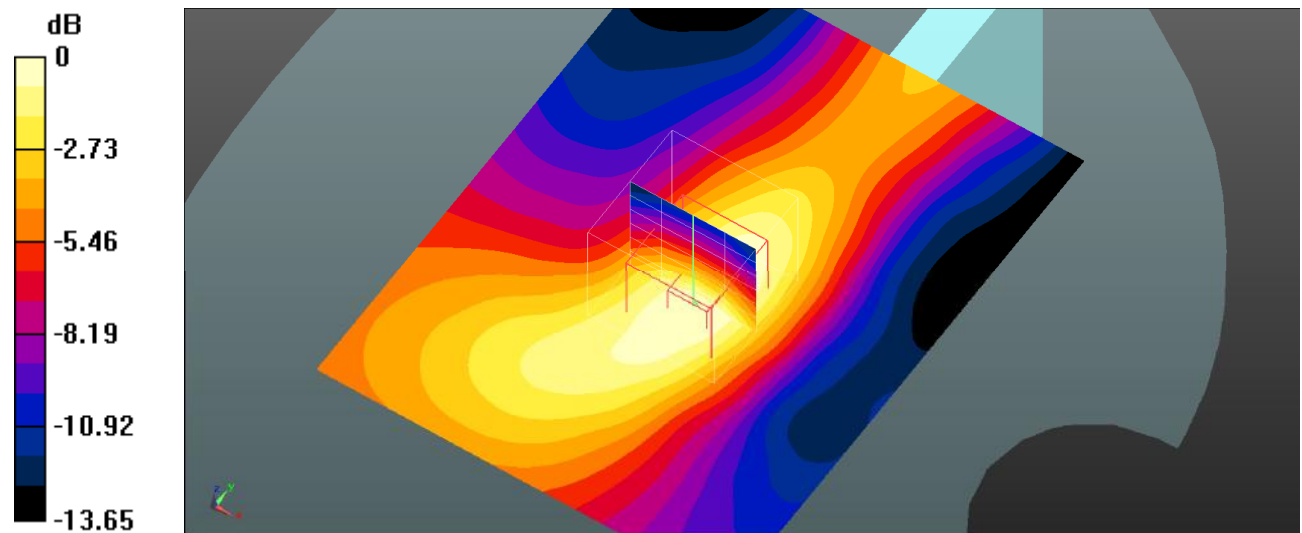
Body Left/WCDMA Band 2 Mid/Zoom Scan (5x5x7)/Cube 0: Measurement grid: dx=8mm, dy=8mm, dz=5mm

Reference Value = 11.63 V/m; Power Drift = -0.08 dB

Peak SAR (extrapolated) = 0.233 W/kg

SAR(1 g) = 0.151 W/kg; SAR(10 g) = 0.092 W/kg

Maximum value of SAR (measured) = 0.163 W/kg



0 dB = 0.163 W/kg = -7.88 dBW/kg

Plot 36#: WCDMA Band 2_Body Right_Mid**DUT: MAX 2 ULTRA; Type: MAX 2 ULTRA; Serial: SZNS220126-03751E-SA-S1**

Communication System: UID 0, WCDMA (0); Frequency: 1880 MHz; Duty Cycle: 1:1

Medium parameters used (interpolated): $f = 1880$ MHz; $\sigma = 1.411$ S/m; $\epsilon_r = 40.223$; $\rho = 1000$ kg/m³

Phantom section: Flat Section

DASY5 Configuration:

- Probe: EX3DV4- SN3619; ConvF(7.07, 7.07, 7.07); Calibrated: 2021/08/25
- Sensor-Surface: 4mm (Mechanical Surface Detection)
- Electronics: DAE4 Sn1211; Calibrated: 2022/03/01
- Phantom: Twin SAM; Type: QD000P40CD; Serial: TP:1744
- Measurement SW: DASY52, Version 52.10 (4); SEMCAD X Version 14.6.14 (7501)

Body Right/WCDMA Band 2 Mid/Area Scan (71x91x1): Interpolated grid: dx=1.500 mm, dy=1.500 mm

Maximum value of SAR (interpolated) = 0.0909 W/kg

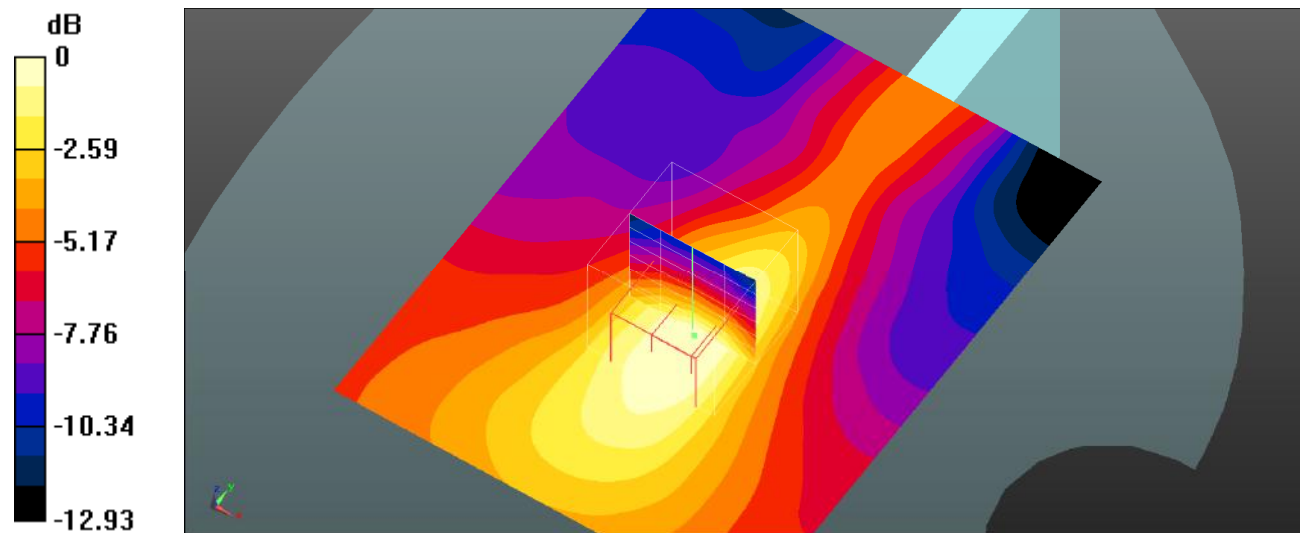
Body Right/WCDMA Band 2 Mid/Zoom Scan (5x5x7)/Cube 0: Measurement grid: dx=8mm, dy=8mm, dz=5mm

Reference Value = 7.663 V/m; Power Drift = -0.08 dB

Peak SAR (extrapolated) = 0.118 W/kg

SAR(1 g) = 0.078 W/kg; SAR(10 g) = 0.048 W/kg

Maximum value of SAR (measured) = 0.0854 W/kg



0 dB = 0.0854 W/kg = -10.69 dBW/kg

Plot 37#: WCDMA Band 2_Body Bottom_Low**DUT: MAX 2 ULTRA; Type: MAX 2 ULTRA; Serial: SZNS220126-03751E-SA-S1**

Communication System: UID 0, WCDMA (0); Frequency: 1852.4 MHz; Duty Cycle: 1:1

Medium parameters used (interpolated): $f = 1852.4$ MHz; $\sigma = 1.393$ S/m; $\epsilon_r = 40.145$; $\rho = 1000$ kg/m³

Phantom section: Flat Section

DASY5 Configuration:

- Probe: EX3DV4- SN3619; ConvF(7.07, 7.07, 7.07); Calibrated: 2021/08/25
- Sensor-Surface: 4mm (Mechanical Surface Detection)
- Electronics: DAE4 Sn1211; Calibrated: 2022/03/01
- Phantom: Twin SAM; Type: QD000P40CD; Serial: TP:1744
- Measurement SW: DASY52, Version 52.10 (4); SEMCAD X Version 14.6.14 (7501)

Body Bottom/WCDMA Band 2 Low/Area Scan (71x91x1): Interpolated grid: dx=1.500 mm, dy=1.500 mm

Maximum value of SAR (interpolated) = 1.36 W/kg

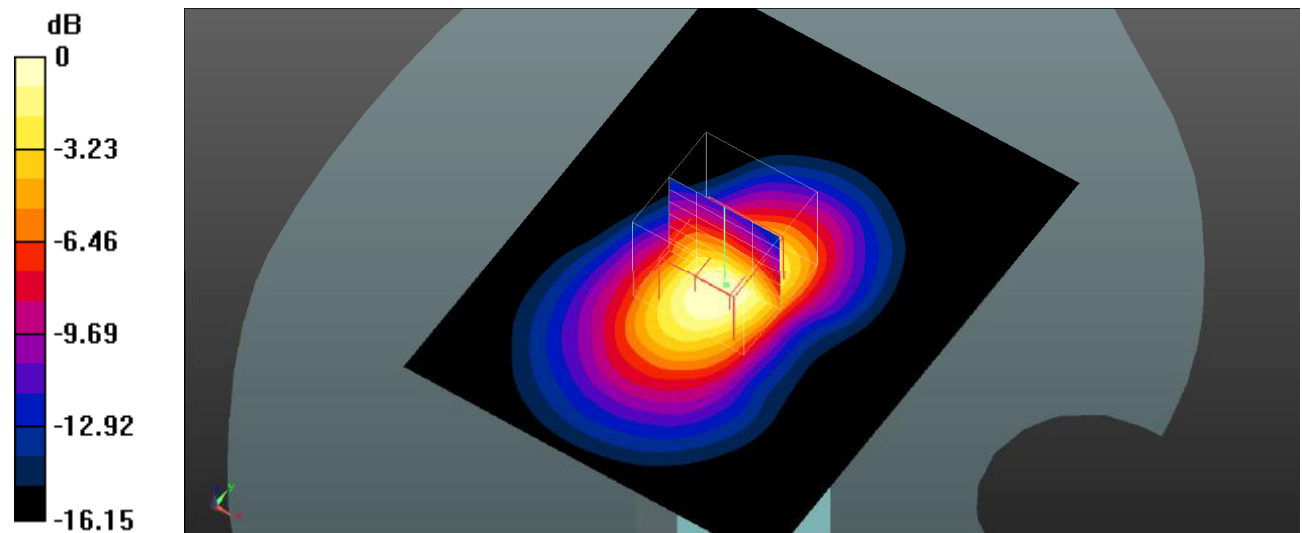
Body Bottom/WCDMA Band 2 Low/Zoom Scan (5x5x7)/Cube 0: Measurement grid: dx=8mm, dy=8mm, dz=5mm

Reference Value = 28.32 V/m; Power Drift = 0.09 dB

Peak SAR (extrapolated) = 1.85 W/kg

SAR(1 g) = 1.13 W/kg; SAR(10 g) = 0.611 W/kg

Maximum value of SAR (measured) = 1.25 W/kg



0 dB = 1.25 W/kg = 0.97 dBW/kg

Plot 38#: WCDMA Band 2_Body Bottom_Mid**DUT: MAX 2 ULTRA; Type: MAX 2 ULTRA; Serial: SZNS220126-03751E-SA-S1**

Communication System: UID 0, WCDMA (0); Frequency: 1880 MHz; Duty Cycle: 1:1

Medium parameters used (interpolated): $f = 1880$ MHz; $\sigma = 1.411$ S/m; $\epsilon_r = 40.223$; $\rho = 1000$ kg/m³

Phantom section: Flat Section

DASY5 Configuration:

- Probe: EX3DV4- SN3619; ConvF(7.07, 7.07, 7.07); Calibrated: 2021/08/25
- Sensor-Surface: 4mm (Mechanical Surface Detection)
- Electronics: DAE4 Sn1211; Calibrated: 2022/03/01
- Phantom: Twin SAM; Type: QD000P40CD; Serial: TP:1744
- Measurement SW: DASY52, Version 52.10 (4); SEMCAD X Version 14.6.14 (7501)

Body Bottom/WCDMA Band 2 Mid/Area Scan (71x91x1): Interpolated grid: dx=1.500 mm, dy=1.500 mm

Maximum value of SAR (interpolated) = 1.49 W/kg

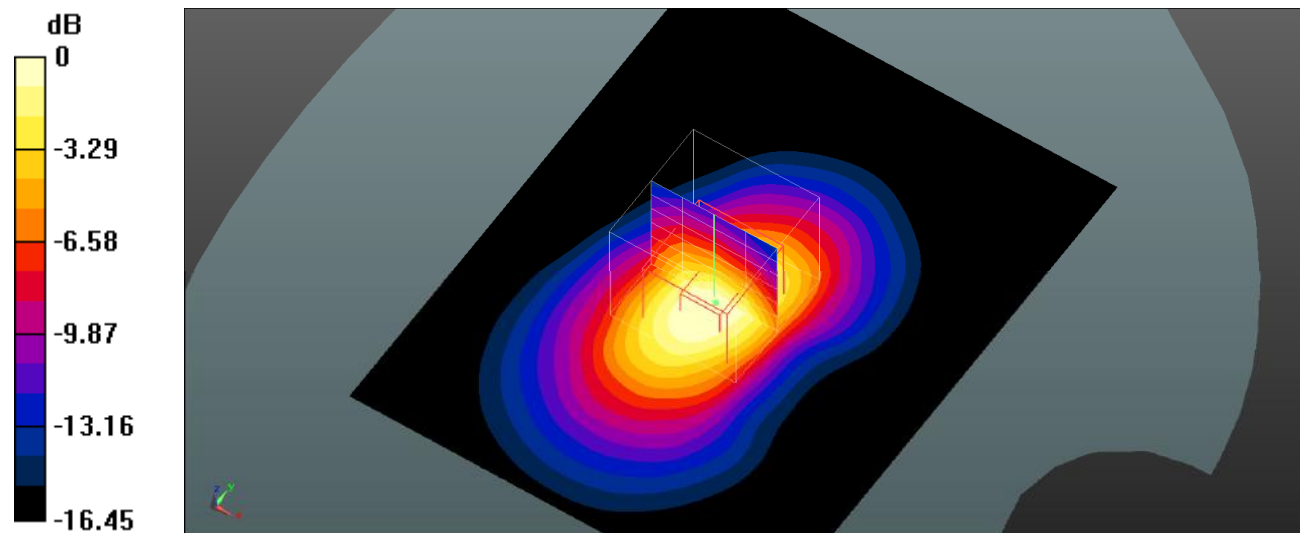
Body Bottom/WCDMA Band 2 Mid/Zoom Scan (5x5x7)/Cube 0: Measurement grid: dx=8mm, dy=8mm, dz=5mm

Reference Value = 30.20 V/m; Power Drift = -0.01 dB

Peak SAR (extrapolated) = 2.02 W/kg

SAR(1 g) = 1.22 W/kg; SAR(10 g) = 0.656 W/kg

Maximum value of SAR (measured) = 1.36 W/kg



0 dB = 1.36 W/kg = 1.34 dBW/kg

Plot 39#: WCDMA Band 2_Body Bottom_High**DUT: MAX 2 ULTRA; Type: MAX 2 ULTRA; Serial: SZNS220126-03751E-SA-S1**

Communication System: UID 0, WCDMA (0); Frequency: 1907.6 MHz; Duty Cycle: 1:1

Medium parameters used (interpolated): $f = 1907.6$ MHz; $\sigma = 1.447$ S/m; $\epsilon_r = 39.328$; $\rho = 1000$ kg/m³

Phantom section: Flat Section

DASY5 Configuration:

- Probe: EX3DV4- SN3619; ConvF(7.07, 7.07, 7.07); Calibrated: 2021/08/25
- Sensor-Surface: 4mm (Mechanical Surface Detection)
- Electronics: DAE4 Sn1211; Calibrated: 2022/03/01
- Phantom: Twin SAM; Type: QD000P40CD; Serial: TP:1744
- Measurement SW: DASY52, Version 52.10 (4); SEMCAD X Version 14.6.14 (7501)

Body Bottom/WCDMA Band 2 High/Area Scan (71x91x1): Interpolated grid: dx=1.500 mm, dy=1.500 mm

Maximum value of SAR (interpolated) = 1.37 W/kg

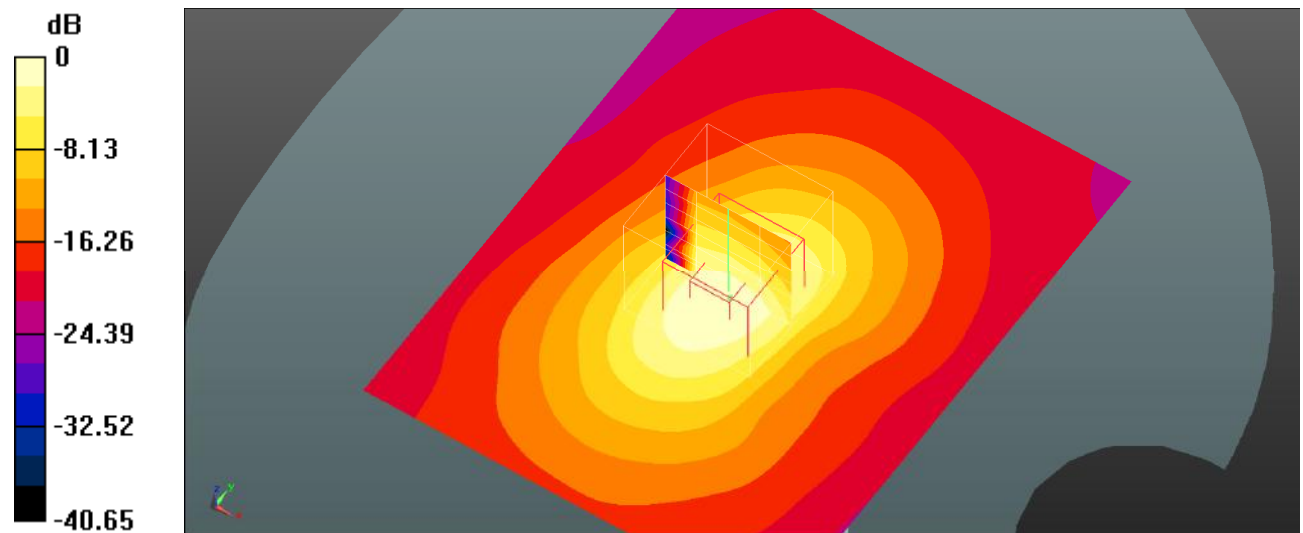
Body Bottom/WCDMA Band 2 High/Zoom Scan (5x5x7)/Cube 0: Measurement grid: dx=8mm, dy=8mm, dz=5mm

Reference Value = 28.59 V/m; Power Drift = -0.10 dB

Peak SAR (extrapolated) = 2.50 W/kg

SAR(1 g) = 1.34 W/kg; SAR(10 g) = 0.672 W/kg

Maximum value of SAR (measured) = 1.31 W/kg



0 dB = 1.31 W/kg = 1.17 dBW/kg

Plot 40#: WCDMA Band 5_Head Left Cheek_Mid**DUT: MAX 2 ULTRA; Type: MAX 2 ULTRA; Serial: SZNS220126-03751E-SA-S1**

Communication System: UID 0, WCDMA (0); Frequency: 836.6 MHz; Duty Cycle: 1:1

Medium parameters used (interpolated): $f = 836.6$ MHz; $\sigma = 0.921$ S/m; $\epsilon_r = 41.777$; $\rho = 1000$ kg/m³

Phantom section: Left Section

DASY5 Configuration:

- Probe: EX3DV4- SN3619; ConvF(8.5, 8.5, 8.5); Calibrated: 2021/08/25
- Sensor-Surface: 4mm (Mechanical Surface Detection)
- Electronics: DAE4 Sn1211; Calibrated: 2022/03/01
- Phantom: Twin SAM; Type: QD000P40CD; Serial: TP:1744
- Measurement SW: DASY52, Version 52.10 (4); SEMCAD X Version 14.6.14 (7501)

Head Left Cheek/WCDMA Band 5 Mid/Area Scan (71x91x1): Interpolated grid: dx=1.500 mm, dy=1.500 mm

Maximum value of SAR (interpolated) = 0.0548 W/kg

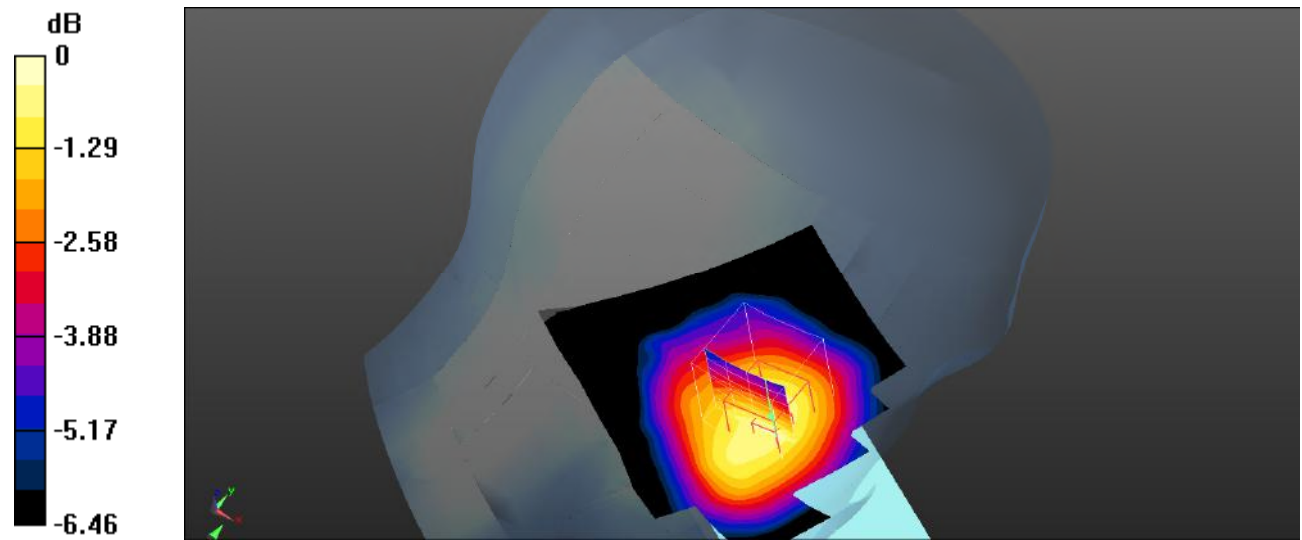
Head Left Cheek/WCDMA Band 5 Mid/Zoom Scan (5x5x7)/Cube 0: Measurement grid: dx=8mm, dy=8mm, dz=5mm

Reference Value = 4.211 V/m; Power Drift = -0.10 dB

Peak SAR (extrapolated) = 0.0680 W/kg

SAR(1 g) = 0.058 W/kg; SAR(10 g) = 0.048 W/kg

Maximum value of SAR (measured) = 0.0600 W/kg



Plot 41#: WCDMA Band 5_Head Left Tilt_Mid**DUT: MAX 2 ULTRA; Type: MAX 2 ULTRA; Serial: SZNS220126-03751E-SA-S1**

Communication System: UID 0, WCDMA (0); Frequency: 836.6 MHz; Duty Cycle: 1:1

Medium parameters used (interpolated): $f = 836.6$ MHz; $\sigma = 0.921$ S/m; $\epsilon_r = 41.777$; $\rho = 1000$ kg/m³

Phantom section: Left Section

DASY5 Configuration:

- Probe: EX3DV4- SN3619; ConvF(8.5, 8.5, 8.5); Calibrated: 2021/08/25
- Sensor-Surface: 4mm (Mechanical Surface Detection)
- Electronics: DAE4 Sn1211; Calibrated: 2022/03/01
- Phantom: Twin SAM; Type: QD000P40CD; Serial: TP:1744
- Measurement SW: DASY52, Version 52.10 (4); SEMCAD X Version 14.6.14 (7501)

Head Left Tilt/WCDMA Band 5 Mid/Area Scan (71x91x1): Interpolated grid: dx=1.500 mm, dy=1.500 mm

Maximum value of SAR (interpolated) = 0.0308 W/kg


Head Left Tilt/WCDMA Band 5 Mid/Zoom Scan (5x5x7)/Cube 0: Measurement grid: dx=8mm, dy=8mm, dz=5mm

Reference Value = 3.742 V/m; Power Drift = -0.10 dB

Peak SAR (extrapolated) = 0.0400 W/kg

SAR(1 g) = 0.027 W/kg; SAR(10 g) = 0.00815 W/kg

Maximum value of SAR (measured) = 0.0286 W/kg



0 dB = 0.0286 W/kg = -15.44 dBW/kg

Plot 42#: WCDMA Band 5_Head Right Cheek_Mid**DUT: MAX 2 ULTRA; Type: MAX 2 ULTRA; Serial: SZNS220126-03751E-SA-S1**

Communication System: UID 0, WCDMA (0); Frequency: 836.6 MHz; Duty Cycle: 1:1

Medium parameters used (interpolated): $f = 836.6$ MHz; $\sigma = 0.921$ S/m; $\epsilon_r = 41.777$; $\rho = 1000$ kg/m³

Phantom section: Right Section

DASY5 Configuration:

- Probe: EX3DV4- SN3619; ConvF(8.5, 8.5, 8.5); Calibrated: 2021/08/25
- Sensor-Surface: 4mm (Mechanical Surface Detection)
- Electronics: DAE4 Sn1211; Calibrated: 2022/03/01
- Phantom: Twin SAM; Type: QD000P40CD; Serial: TP:1744
- Measurement SW: DASY52, Version 52.10 (4); SEMCAD X Version 14.6.14 (7501)

Head Right Cheek/WCDMA Band 5 Mid/Area Scan (71x91x1): Interpolated grid: dx=1.500 mm, dy=1.500 mm

Maximum value of SAR (interpolated) = 0.0648 W/kg

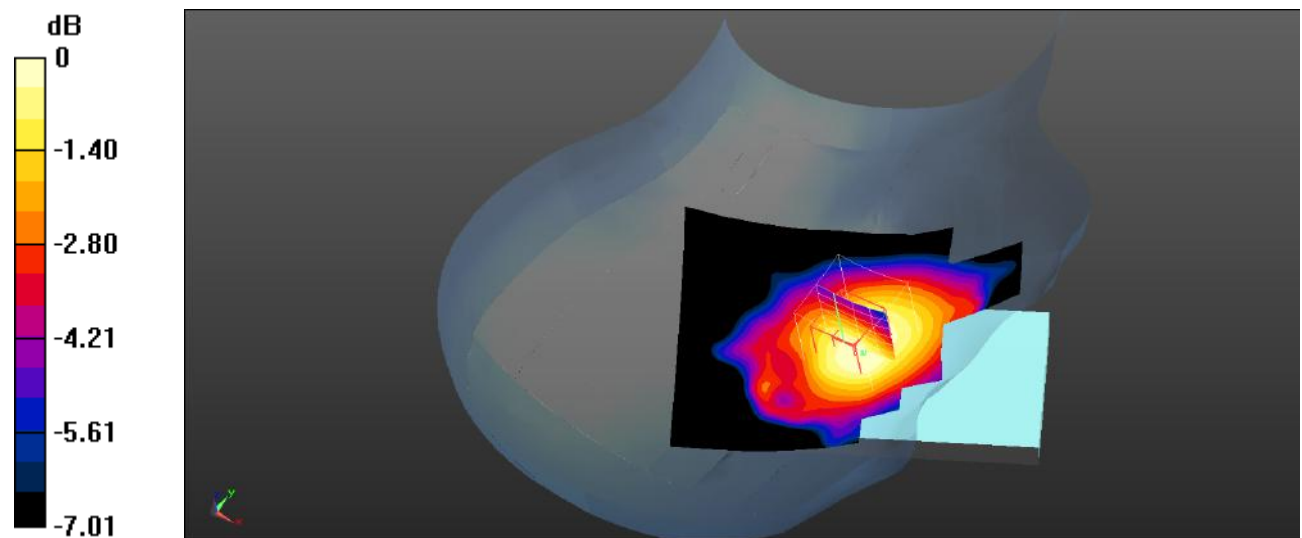
Head Right Cheek/WCDMA Band 5 Mid/Zoom Scan (5x5x7)/Cube 0: Measurement grid: dx=8mm, dy=8mm, dz=5mm

Reference Value = 3.379 V/m; Power Drift = -0.06 dB

Peak SAR (extrapolated) = 0.0720 W/kg

SAR(1 g) = 0.061 W/kg; SAR(10 g) = 0.048 W/kg

Maximum value of SAR (measured) = 0.0624 W/kg



0 dB = 0.0624 W/kg = -12.05 dBW/kg

Plot 43#: WCDMA Band 5_Head Right Tilt_Mid**DUT: MAX 2 ULTRA; Type: MAX 2 ULTRA; Serial: SZNS220126-03751E-SA-S1**

Communication System: UID 0, WCDMA (0); Frequency: 836.6 MHz; Duty Cycle: 1:1

Medium parameters used (interpolated): $f = 836.6$ MHz; $\sigma = 0.921$ S/m; $\epsilon_r = 41.777$; $\rho = 1000$ kg/m³

Phantom section: Right Section

DASY5 Configuration:

- Probe: EX3DV4- SN3619; ConvF(8.5, 8.5, 8.5); Calibrated: 2021/08/25
- Sensor-Surface: 4mm (Mechanical Surface Detection)
- Electronics: DAE4 Sn1211; Calibrated: 2022/03/01
- Phantom: Twin SAM; Type: QD000P40CD; Serial: TP:1744
- Measurement SW: DASY52, Version 52.10 (4); SEMCAD X Version 14.6.14 (7501)

Head Right Tilt/WCDMA Band 5 Mid/Area Scan (71x91x1): Interpolated grid: dx=1.500 mm, dy=1.500 mm

Maximum value of SAR (interpolated) = 0.0326 W/kg

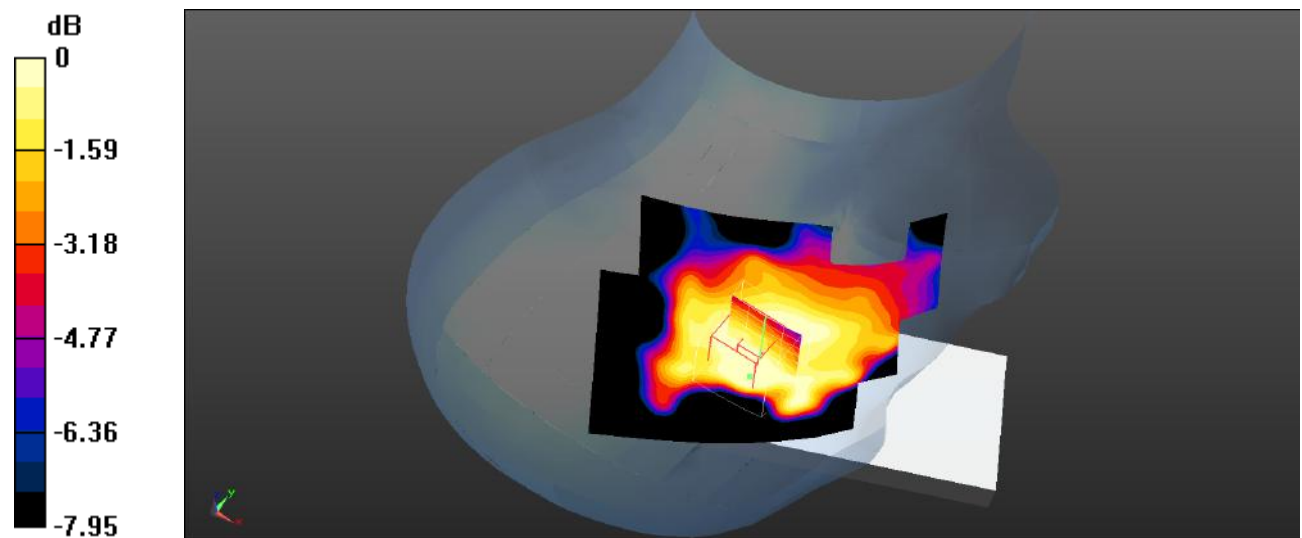
Head Right Tilt/WCDMA Band 5 Mid/Zoom Scan (5x5x7)/Cube 0: Measurement grid: dx=8mm, dy=8mm, dz=5mm

Reference Value = 4.006 V/m; Power Drift = 0.08 dB

Peak SAR (extrapolated) = 0.0270 W/kg

SAR(1 g) = 0.025 W/kg; SAR(10 g) = 0.021 W/kg

Maximum value of SAR (measured) = 0.0252 W/kg



0 dB = 0.0252 W/kg = -15.99 dBW/kg

Plot 44#: WCDMA Band 5_Body Front_Mid**DUT: MAX 2 ULTRA; Type: MAX 2 ULTRA; Serial: SZNS220126-03751E-SA-S1**

Communication System: UID 0, WCDMA (0); Frequency: 836.6 MHz; Duty Cycle: 1:1

Medium parameters used (interpolated): $f = 836.6$ MHz; $\sigma = 0.921$ S/m; $\epsilon_r = 41.777$; $\rho = 1000$ kg/m³

Phantom section: Flat Section

DASY5 Configuration:

- Probe: EX3DV4- SN3619; ConvF(8.5, 8.5, 8.5); Calibrated: 2021/08/25
- Sensor-Surface: 4mm (Mechanical Surface Detection)
- Electronics: DAE4 Sn1211; Calibrated: 2022/03/01
- Phantom: Twin SAM; Type: QD000P40CD; Serial: TP:1744
- Measurement SW: DASY52, Version 52.10 (4); SEMCAD X Version 14.6.14 (7501)

Body Front/WCDMA Band 5 Mid/Area Scan (71x111x1): Interpolated grid: dx=1.500 mm, dy=1.500 mm

Maximum value of SAR (interpolated) = 0.0683 W/kg

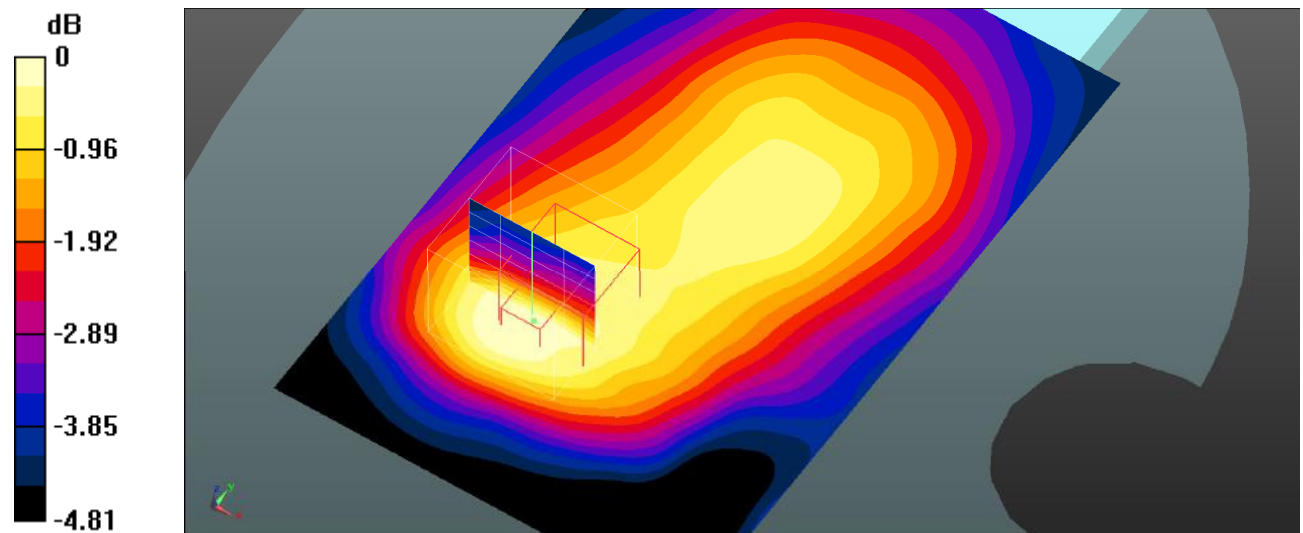
Body Front/WCDMA Band 5 Mid/Zoom Scan (5x5x7)/Cube 0: Measurement grid: dx=8mm, dy=8mm, dz=5mm

Reference Value = 8.495 V/m; Power Drift = -0.08 dB

Peak SAR (extrapolated) = 0.0840 W/kg

SAR(1 g) = 0.064 W/kg; SAR(10 g) = 0.052 W/kg

Maximum value of SAR (measured) = 0.0674 W/kg



0 dB = 0.0674 W/kg = -11.71 dBW/kg

Plot 45#: WCDMA Band 5_Body Back_Mid**DUT: MAX 2 ULTRA; Type: MAX 2 ULTRA; Serial: SZNS220126-03751E-SA-S1**

Communication System: UID 0, WCDMA (0); Frequency: 836.6 MHz; Duty Cycle: 1:1

Medium parameters used (interpolated): $f = 836.6$ MHz; $\sigma = 0.921$ S/m; $\epsilon_r = 41.777$; $\rho = 1000$ kg/m³

Phantom section: Flat Section

DASY5 Configuration:

- Probe: EX3DV4- SN3619; ConvF(8.5, 8.5, 8.5); Calibrated: 2021/08/25
- Sensor-Surface: 4mm (Mechanical Surface Detection)
- Electronics: DAE4 Sn1211; Calibrated: 2022/03/01
- Phantom: Twin SAM; Type: QD000P40CD; Serial: TP:1744
- Measurement SW: DASY52, Version 52.10 (4); SEMCAD X Version 14.6.14 (7501)

Body Back/WCDMA Band 5 Mid/Area Scan (71x91x1): Interpolated grid: dx=1.500 mm, dy=1.500 mm

Maximum value of SAR (interpolated) = 0.0897 W/kg

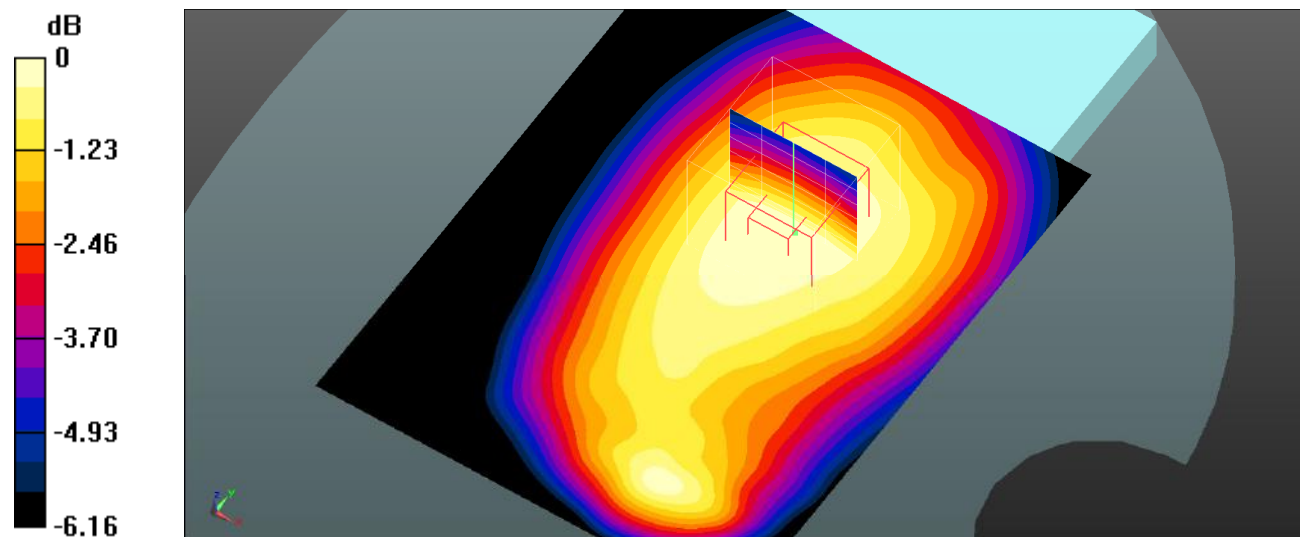
Body Back/WCDMA Band 5 Mid/Zoom Scan (5x5x7)/Cube 0: Measurement grid: dx=8mm, dy=8mm, dz=5mm

Reference Value = 9.209 V/m; Power Drift = 0.03 dB

Peak SAR (extrapolated) = 0.0990 W/kg

SAR(1 g) = 0.086 W/kg; SAR(10 g) = 0.070 W/kg

Maximum value of SAR (measured) = 0.0883 W/kg



0 dB = 0.0883 W/kg = -10.54 dBW/kg

Plot 46#: WCDMA Band 5_Body Left_Mid**DUT: MAX 2 ULTRA; Type: MAX 2 ULTRA; Serial: SZNS220126-03751E-SA-S1**

Communication System: UID 0, WCDMA (0); Frequency: 836.6 MHz; Duty Cycle: 1:1

Medium parameters used (interpolated): $f = 836.6$ MHz; $\sigma = 0.921$ S/m; $\epsilon_r = 41.777$; $\rho = 1000$ kg/m³

Phantom section: Flat Section

DASY5 Configuration:

- Probe: EX3DV4- SN3619; ConvF(8.5, 8.5, 8.5); Calibrated: 2021/08/25
- Sensor-Surface: 4mm (Mechanical Surface Detection)
- Electronics: DAE4 Sn1211; Calibrated: 2022/03/01
- Phantom: Twin SAM; Type: QD000P40CD; Serial: TP:1744
- Measurement SW: DASY52, Version 52.10 (4); SEMCAD X Version 14.6.14 (7501)

Body Left/WCDMA Band 5 Mid/Area Scan (71x91x1): Interpolated grid: $dx=1.500$ mm, $dy=1.500$ mm

Maximum value of SAR (interpolated) = 0.0484 W/kg

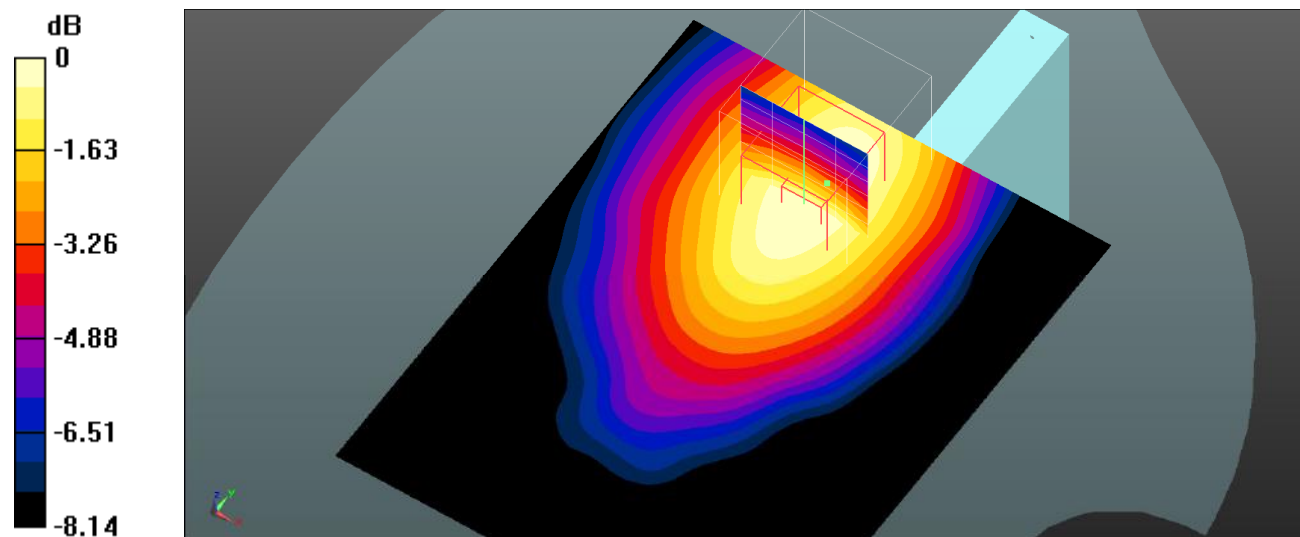
Body Left/WCDMA Band 5 Mid/Zoom Scan (5x5x7)/Cube 0: Measurement grid: $dx=8$ mm, $dy=8$ mm, $dz=5$ mm

Reference Value = 4.128 V/m; Power Drift = 0.02 dB

Peak SAR (extrapolated) = 0.0600 W/kg

SAR(1 g) = 0.046 W/kg; SAR(10 g) = 0.033 W/kg

Maximum value of SAR (measured) = 0.0477 W/kg



0 dB = 0.0477 W/kg = -13.21 dBW/kg

Plot 47#: WCDMA Band 5_Body Right_Mid**DUT: MAX 2 ULTRA; Type: MAX 2 ULTRA; Serial: SZNS220126-03751E-SA-S1**

Communication System: UID 0, WCDMA (0); Frequency: 836.6 MHz; Duty Cycle: 1:1

Medium parameters used (interpolated): $f = 836.6$ MHz; $\sigma = 0.921$ S/m; $\epsilon_r = 41.777$; $\rho = 1000$ kg/m³

Phantom section: Flat Section

DASY5 Configuration:

- Probe: EX3DV4- SN3619; ConvF(8.5, 8.5, 8.5); Calibrated: 2021/08/25
- Sensor-Surface: 4mm (Mechanical Surface Detection)
- Electronics: DAE4 Sn1211; Calibrated: 2022/03/01
- Phantom: Twin SAM; Type: QD000P40CD; Serial: TP:1744
- Measurement SW: DASY52, Version 52.10 (4); SEMCAD X Version 14.6.14 (7501)

Body Right/WCDMA Band 5 Mid/Area Scan (71x91x1): Interpolated grid: dx=1.500 mm, dy=1.500 mm

Maximum value of SAR (interpolated) = 0.0455 W/kg

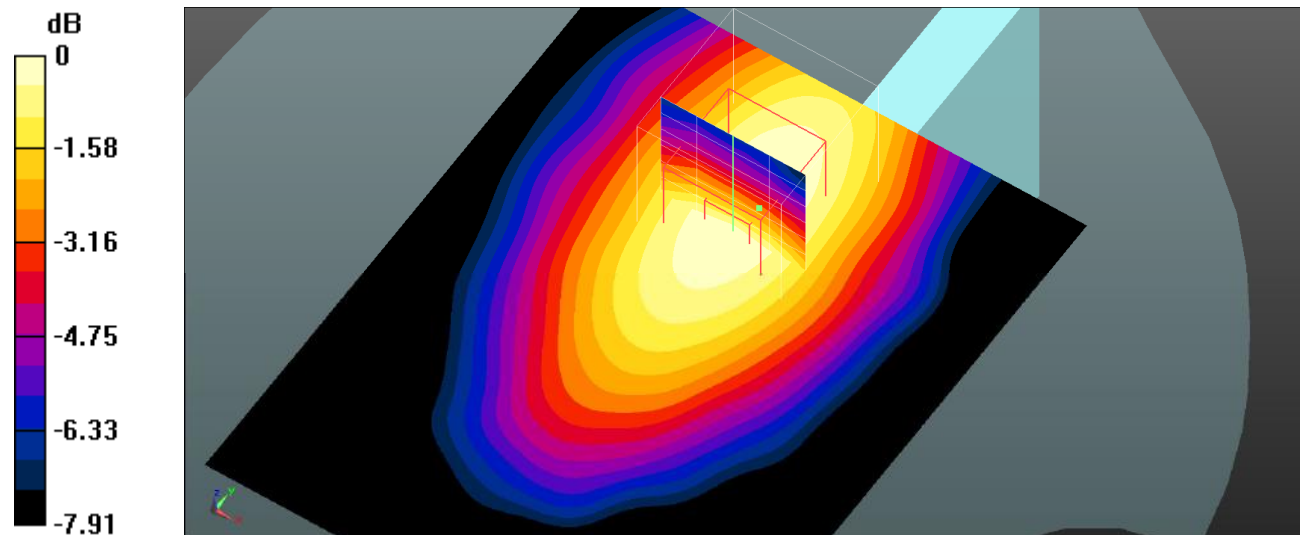
Body Right/WCDMA Band 5 Mid/Zoom Scan (5x5x7)/Cube 0: Measurement grid: dx=8mm, dy=8mm, dz=5mm

Reference Value = 5.299 V/m; Power Drift = 0.09 dB

Peak SAR (extrapolated) = 0.0590 W/kg

SAR(1 g) = 0.044 W/kg; SAR(10 g) = 0.032 W/kg

Maximum value of SAR (measured) = 0.0461 W/kg



0 dB = 0.0461 W/kg = -13.36 dBW/kg

Plot 48#: WCDMA Band 5_Body Bottom_Mid**DUT: MAX 2 ULTRA; Type: MAX 2 ULTRA; Serial: SZNS220126-03751E-SA-S1**

Communication System: UID 0, WCDMA (0); Frequency: 836.6 MHz; Duty Cycle: 1:1

Medium parameters used (interpolated): $f = 836.6$ MHz; $\sigma = 0.921$ S/m; $\epsilon_r = 41.777$; $\rho = 1000$ kg/m³

Phantom section: Flat Section

DASY5 Configuration:

- Probe: EX3DV4- SN3619; ConvF(8.5, 8.5, 8.5); Calibrated: 2021/08/25
- Sensor-Surface: 4mm (Mechanical Surface Detection)
- Electronics: DAE4 Sn1211; Calibrated: 2022/03/01
- Phantom: Twin SAM; Type: QD000P40CD; Serial: TP:1744
- Measurement SW: DASY52, Version 52.10 (4); SEMCAD X Version 14.6.14 (7501)

Body Bottom/WCDMA Band 5 Mid/Area Scan (71x91x1): Interpolated grid: dx=1.500 mm, dy=1.500 mm

Maximum value of SAR (interpolated) = 0.0460 W/kg

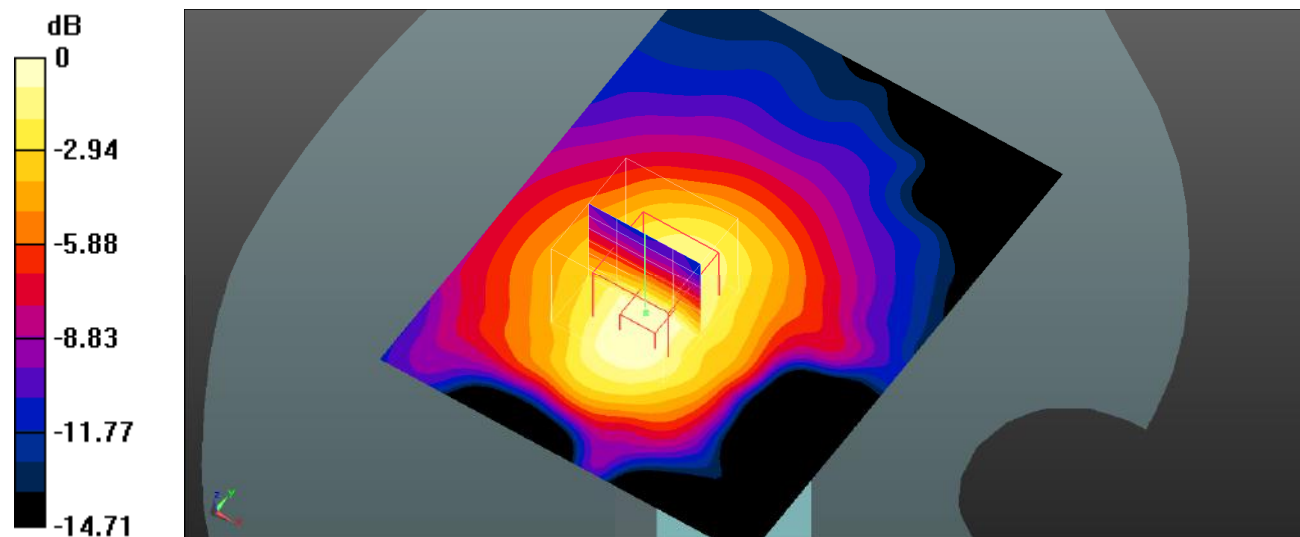
Body Bottom/WCDMA Band 5 Mid/Zoom Scan (5x5x7)/Cube 0: Measurement grid: dx=8mm, dy=8mm, dz=5mm

Reference Value = 5.604 V/m; Power Drift = 0.03 dB

Peak SAR (extrapolated) = 0.0810 W/kg

SAR(1 g) = 0.042 W/kg; SAR(10 g) = 0.025 W/kg

Maximum value of SAR (measured) = 0.0433 W/kg



0 dB = 0.0433 W/kg = -13.64 dBW/kg

Plot 49#: LTE Band 2_1RB_Head Left Cheek_Mid**DUT: MAX 2 ULTRA; Type: MAX 2 ULTRA; Serial: SZNS220126-03751E-SA-S1**

Communication System: UID 0, Generic FDD-LTE (0); Frequency: 1880 MHz; Duty Cycle: 1:1

Medium parameters used (interpolated): $f = 1880$ MHz; $\sigma = 1.411$ S/m; $\epsilon_r = 40.223$; $\rho = 1000$ kg/m³

Phantom section: Left Section

DASY5 Configuration:

- Probe: EX3DV4- SN3619; ConvF(7.07, 7.07, 7.07); Calibrated: 2021/08/25
- Sensor-Surface: 4mm (Mechanical Surface Detection)
- Electronics: DAE4 Sn1211; Calibrated: 2022/03/01
- Phantom: Twin SAM; Type: QD000P40CD; Serial: TP:1744
- Measurement SW: DASY52, Version 52.10 (4); SEMCAD X Version 14.6.14 (7501)

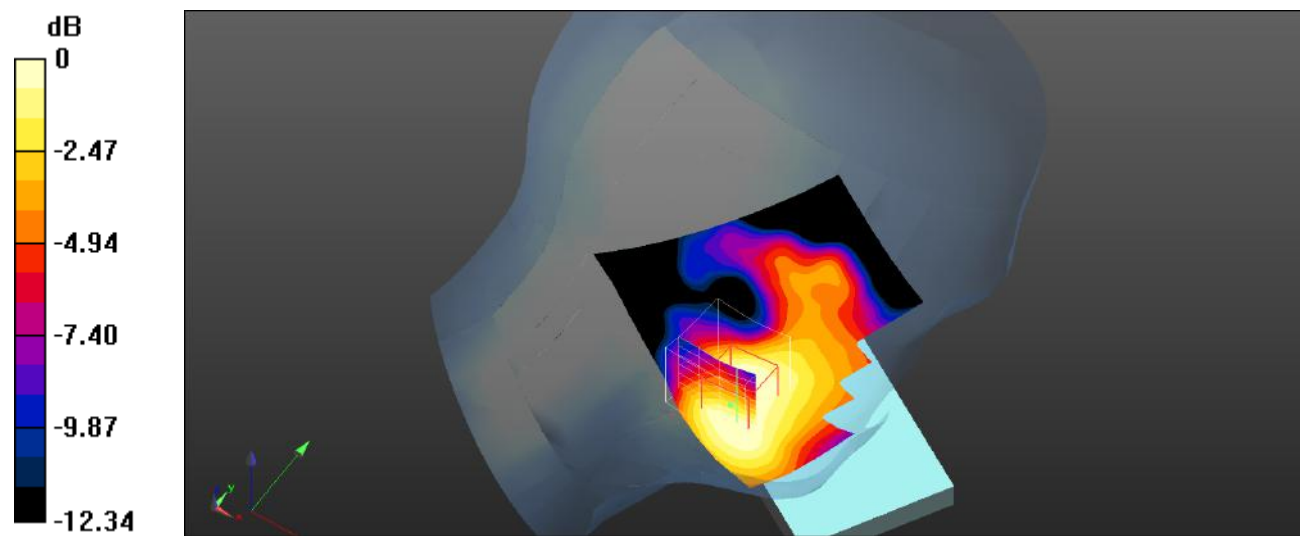
Head Left Cheek/LTE Band 2 1RB Mid/Area Scan (71x91x1): Interpolated grid: dx=1.500 mm, dy=1.500 mm
Maximum value of SAR (interpolated) = 0.129 W/kg**Head Left Cheek/LTE Band 2 1RB Mid/Zoom Scan (5x5x7)/Cube 0:** Measurement grid: dx=8mm, dy=8mm, dz=5mm

Reference Value = 3.376 V/m; Power Drift = -0.12 dB

Peak SAR (extrapolated) = 0.141 W/kg

SAR(1 g) = 0.106 W/kg; SAR(10 g) = 0.077 W/kg

Maximum value of SAR (measured) = 0.111 W/kg



0 dB = 0.111 W/kg = -9.55 dBW/kg

Plot 50#: LTE Band 2_50%RB_Head Left Cheek_Mid**DUT: MAX 2 ULTRA; Type: MAX 2 ULTRA; Serial: SZNS220126-03751E-SA-S1**

Communication System: UID 0, Generic FDD-LTE (0); Frequency: 1880 MHz; Duty Cycle: 1:1

Medium parameters used (interpolated): $f = 1880$ MHz; $\sigma = 1.411$ S/m; $\epsilon_r = 40.223$; $\rho = 1000$ kg/m³

Phantom section: Left Section

DASY5 Configuration:

- Probe: EX3DV4- SN3619; ConvF(7.07, 7.07, 7.07); Calibrated: 2021/08/25
- Sensor-Surface: 4mm (Mechanical Surface Detection)
- Electronics: DAE4 Sn1211; Calibrated: 2022/03/01
- Phantom: Twin SAM; Type: QD000P40CD; Serial: TP:1744
- Measurement SW: DASY52, Version 52.10 (4); SEMCAD X Version 14.6.14 (7501)

Head Left Cheek/LTE Band 2 50%RB Mid/Area Scan (71x91x1): Interpolated grid: dx=1.500 mm, dy=1.500 mm

Maximum value of SAR (interpolated) = 0.100 W/kg

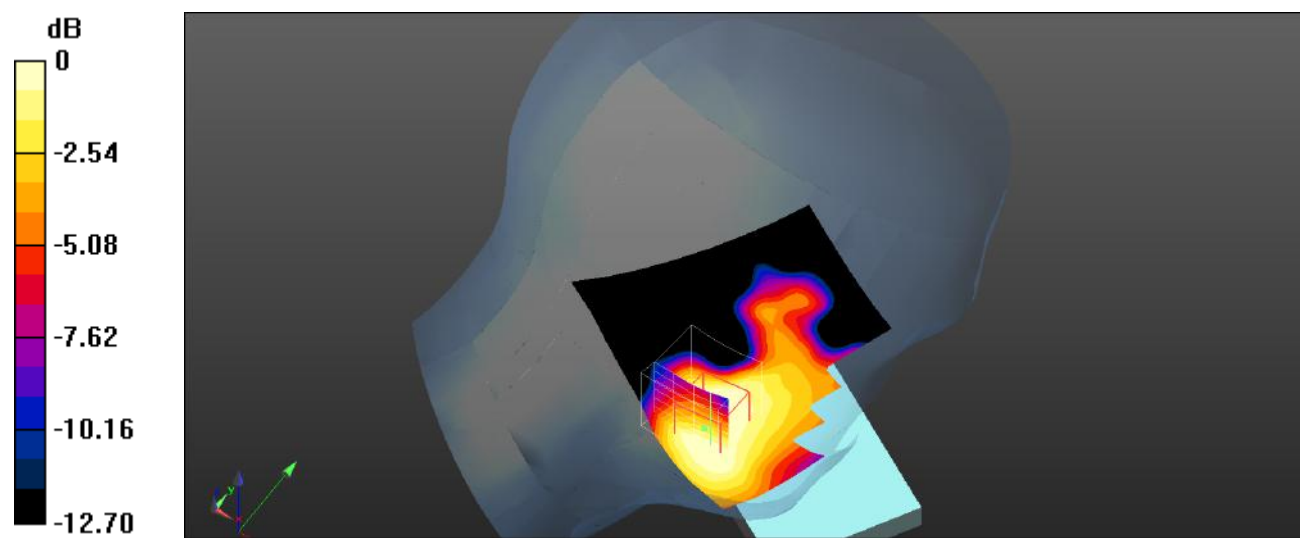
Head Left Cheek/LTE Band 2 50%RB Mid/Zoom Scan (5x5x7)/Cube 0: Measurement grid: dx=8mm, dy=8mm, dz=5mm

Reference Value = 1.464 V/m; Power Drift = 0.02 dB

Peak SAR (extrapolated) = 0.112 W/kg

SAR(1 g) = 0.082 W/kg; SAR(10 g) = 0.059 W/kg

Maximum value of SAR (measured) = 0.0858 W/kg



0 dB = 0.0858 W/kg = -10.67 dBW/kg

Plot 51#: LTE Band 2_1RB_Head Left Tilt_Mid**DUT: MAX 2 ULTRA; Type: MAX 2 ULTRA; Serial: SZNS220126-03751E-SA-S1**

Communication System: UID 0, Generic FDD-LTE (0); Frequency: 1880 MHz; Duty Cycle: 1:1

Medium parameters used (interpolated): $f = 1880$ MHz; $\sigma = 1.411$ S/m; $\epsilon_r = 40.223$; $\rho = 1000$ kg/m³

Phantom section: Left Section

DASY5 Configuration:

- Probe: EX3DV4- SN3619; ConvF(7.07, 7.07, 7.07); Calibrated: 2021/08/25
- Sensor-Surface: 4mm (Mechanical Surface Detection)
- Electronics: DAE4 Sn1211; Calibrated: 2022/03/01
- Phantom: Twin SAM; Type: QD000P40CD; Serial: TP:1744
- Measurement SW: DASY52, Version 52.10 (4); SEMCAD X Version 14.6.14 (7501)

Head Left Tilt/LTE Band 2 1RB Mid/Area Scan (71x91x1): Interpolated grid: dx=1.500 mm, dy=1.500 mm

Maximum value of SAR (interpolated) = 0.0515 W/kg

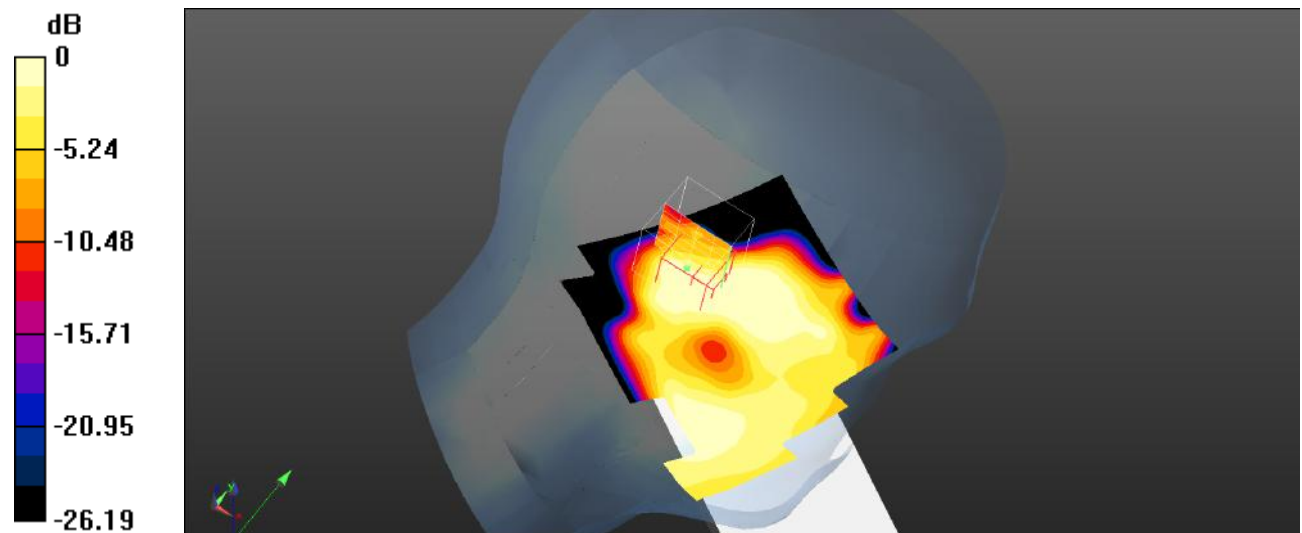
Head Left Tilt/LTE Band 2 1RB Mid/Zoom Scan (5x5x7)/Cube 0: Measurement grid: dx=8mm, dy=8mm, dz=5mm

Reference Value = 4.424 V/m; Power Drift = 0.03 dB

Peak SAR (extrapolated) = 0.0560 W/kg

SAR(1 g) = 0.032 W/kg; SAR(10 g) = 0.018 W/kg

Maximum value of SAR (measured) = 0.0381 W/kg



0 dB = 0.0381 W/kg = -14.19 dBW/kg

Plot 52#: LTE Band 2_50%RB_Head Left Tilt_Mid**DUT: MAX 2 ULTRA; Type: MAX 2 ULTRA; Serial: SZNS220126-03751E-SA-S1**

Communication System: UID 0, Generic FDD-LTE (0); Frequency: 1880 MHz; Duty Cycle: 1:1

Medium parameters used (interpolated): $f = 1880$ MHz; $\sigma = 1.411$ S/m; $\epsilon_r = 40.223$; $\rho = 1000$ kg/m³

Phantom section: Left Section

DASY5 Configuration:

- Probe: EX3DV4- SN3619; ConvF(7.07, 7.07, 7.07); Calibrated: 2021/08/25
- Sensor-Surface: 4mm (Mechanical Surface Detection)
- Electronics: DAE4 Sn1211; Calibrated: 2022/03/01
- Phantom: Twin SAM; Type: QD000P40CD; Serial: TP:1744
- Measurement SW: DASY52, Version 52.10 (4); SEMCAD X Version 14.6.14 (7501)

Head Left Tilt/LTE Band 2 50%RB Mid/Area Scan (71x91x1): Interpolated grid: dx=1.500 mm, dy=1.500 mm

Maximum value of SAR (interpolated) = 0.0463 W/kg

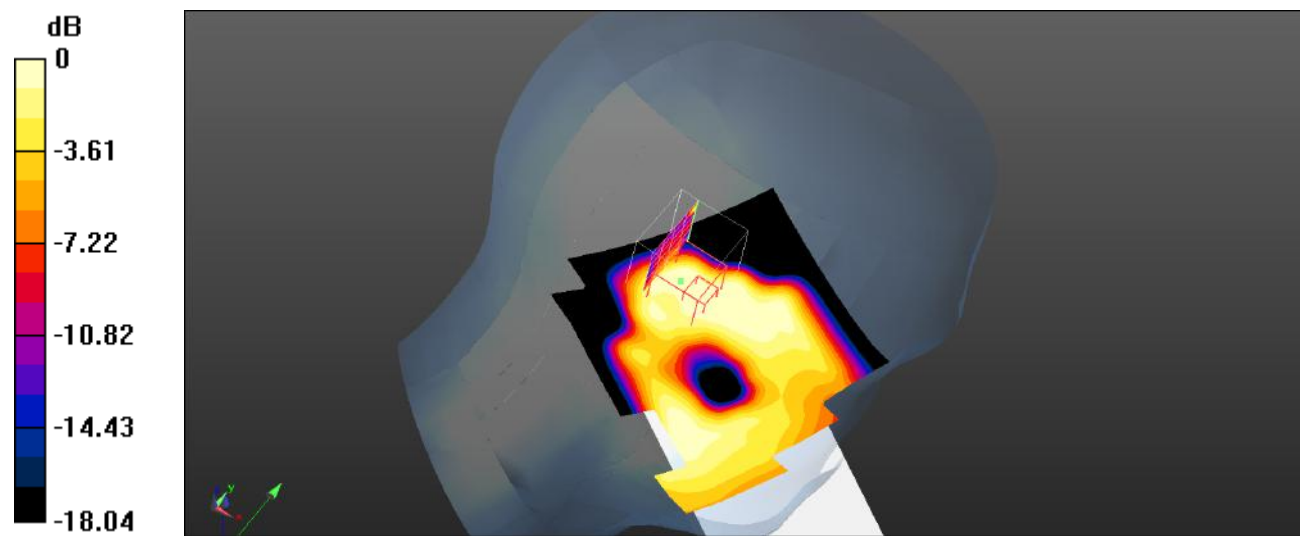
Head Left Tilt/LTE Band 2 50%RB Mid/Zoom Scan (5x5x7)/Cube 0: Measurement grid: dx=8mm, dy=8mm, dz=5mm

Reference Value = 4.178 V/m; Power Drift = 0.09 dB

Peak SAR (extrapolated) = 0.0590 W/kg

SAR(1 g) = 0.026 W/kg; SAR(10 g) = 0.011 W/kg

Maximum value of SAR (measured) = 0.0340 W/kg



0 dB = 0.0340 W/kg = -14.69 dBW/kg

Plot 53#: LTE Band 2_1RB_Head Right Cheek_Mid**DUT: MAX 2 ULTRA; Type: MAX 2 ULTRA; Serial: SZNS220126-03751E-SA-S1**

Communication System: UID 0, Generic FDD-LTE (0); Frequency: 1880 MHz; Duty Cycle: 1:1

Medium parameters used (interpolated): $f = 1880$ MHz; $\sigma = 1.411$ S/m; $\epsilon_r = 40.223$; $\rho = 1000$ kg/m³

Phantom section: Right Section

DASY5 Configuration:

- Probe: EX3DV4- SN3619; ConvF(7.07, 7.07, 7.07); Calibrated: 2021/08/25
- Sensor-Surface: 4mm (Mechanical Surface Detection)
- Electronics: DAE4 Sn1211; Calibrated: 2022/03/01
- Phantom: Twin SAM; Type: QD000P40CD; Serial: TP:1744
- Measurement SW: DASY52, Version 52.10 (4); SEMCAD X Version 14.6.14 (7501)

Head Right Cheek/LTE Band 2 1RB Mid/Area Scan (71x91x1): Interpolated grid: dx=1.500 mm, dy=1.500 mm

Maximum value of SAR (interpolated) = 0.147 W/kg

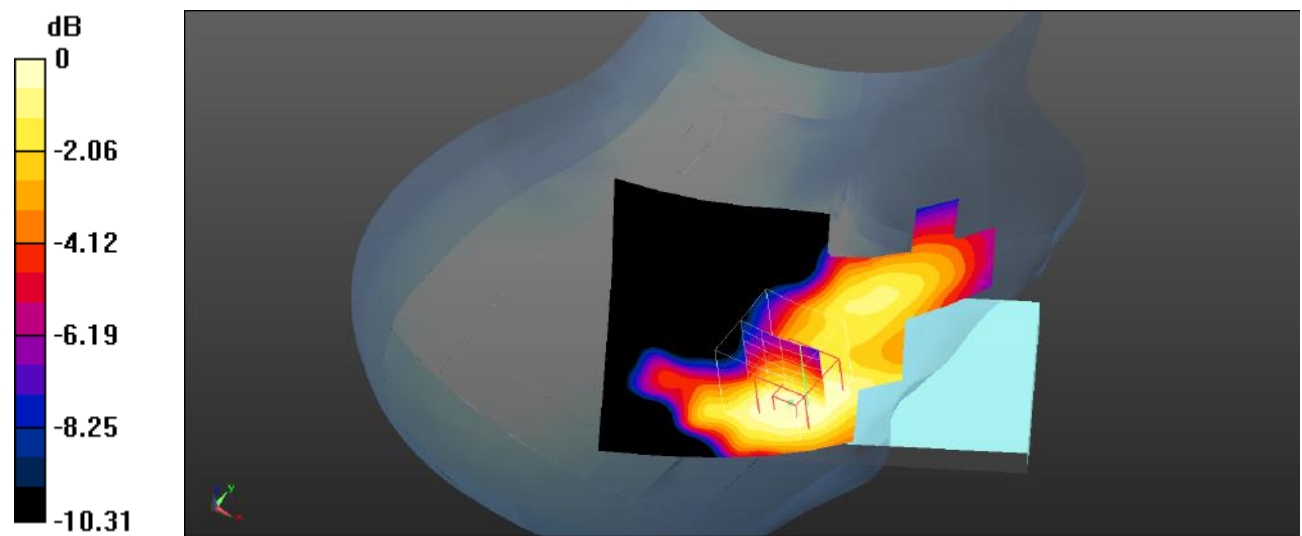
Head Right Cheek/LTE Band 2 1RB Mid/Zoom Scan (5x5x7)/Cube 0: Measurement grid: dx=8mm, dy=8mm, dz=5mm

Reference Value = 3.821 V/m; Power Drift = -0.06 dB

Peak SAR (extrapolated) = 0.183 W/kg

SAR(1 g) = 0.132 W/kg; SAR(10 g) = 0.094 W/kg

Maximum value of SAR (measured) = 0.136 W/kg



0 dB = 0.136 W/kg = -8.66 dBW/kg

Plot 54#: LTE Band 2_50%RB_Head Right Cheek_Mid**DUT: MAX 2 ULTRA; Type: MAX 2 ULTRA; Serial: SZNS220126-03751E-SA-S1**

Communication System: UID 0, Generic FDD-LTE (0); Frequency: 1880 MHz; Duty Cycle: 1:1

Medium parameters used (interpolated): $f = 1880$ MHz; $\sigma = 1.411$ S/m; $\epsilon_r = 40.223$; $\rho = 1000$ kg/m³

Phantom section: Right Section

DASY5 Configuration:

- Probe: EX3DV4- SN3619; ConvF(7.07, 7.07, 7.07); Calibrated: 2021/08/25
- Sensor-Surface: 4mm (Mechanical Surface Detection)
- Electronics: DAE4 Sn1211; Calibrated: 2022/03/01
- Phantom: Twin SAM; Type: QD000P40CD; Serial: TP:1744
- Measurement SW: DASY52, Version 52.10 (4); SEMCAD X Version 14.6.14 (7501)

Head Right Cheek/LTE Band 2 50%RB Mid/Area Scan (71x91x1): Interpolated grid: dx=1.500 mm, dy=1.500 mm

Maximum value of SAR (interpolated) = 0.0850 W/kg

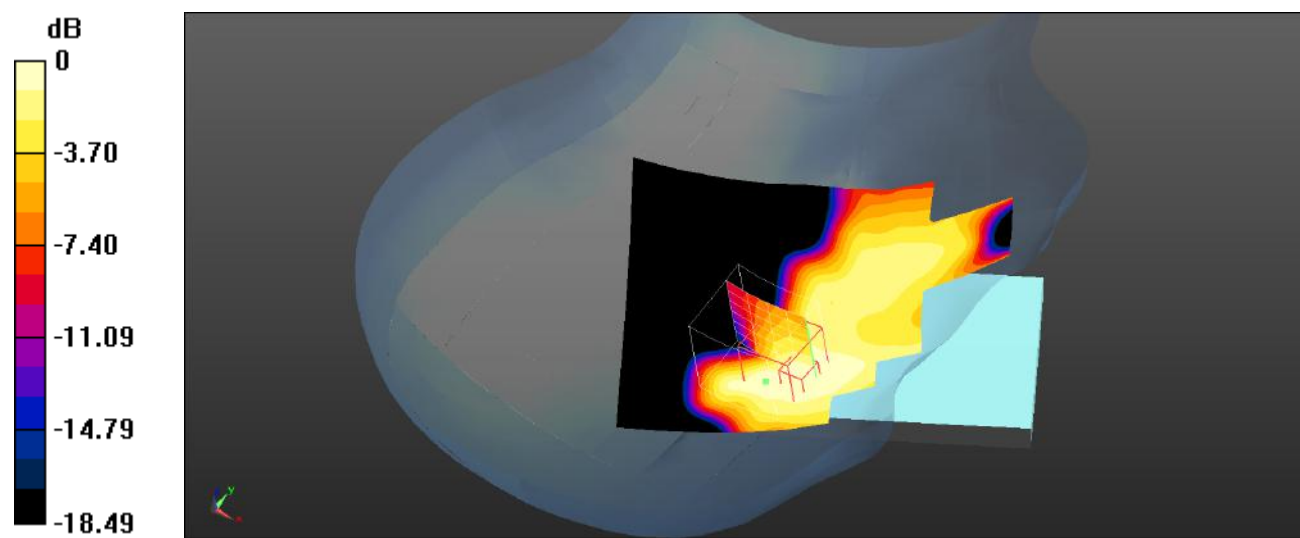
Head Right Cheek/LTE Band 2 50%RB Mid/Zoom Scan (5x5x7)/Cube 0: Measurement grid: dx=8mm, dy=8mm, dz=5mm

Reference Value = 1.496 V/m; Power Drift = -0.08 dB

Peak SAR (extrapolated) = 0.108 W/kg

SAR(1 g) = 0.078 W/kg; SAR(10 g) = 0.050 W/kg

Maximum value of SAR (measured) = 0.0821 W/kg



0 dB = 0.0821 W/kg = -10.86 dBW/kg

Plot 55#: LTE Band 2_1RB_Head Right Tilt_Mid**DUT: MAX 2 ULTRA; Type: MAX 2 ULTRA; Serial: SZNS220126-03751E-SA-S1**

Communication System: UID 0, Generic FDD-LTE (0); Frequency: 1880 MHz; Duty Cycle: 1:1

Medium parameters used (interpolated): $f = 1880$ MHz; $\sigma = 1.411$ S/m; $\epsilon_r = 40.223$; $\rho = 1000$ kg/m³

Phantom section: Right Section

DASY5 Configuration:

- Probe: EX3DV4- SN3619; ConvF(7.07, 7.07, 7.07); Calibrated: 2021/08/25
- Sensor-Surface: 4mm (Mechanical Surface Detection)
- Electronics: DAE4 Sn1211; Calibrated: 2022/03/01
- Phantom: Twin SAM; Type: QD000P40CD; Serial: TP:1744
- Measurement SW: DASY52, Version 52.10 (4); SEMCAD X Version 14.6.14 (7501)

Head Right Tilt/LTE Band 2 1RB Mid/Area Scan (71x91x1): Interpolated grid: dx=1.500 mm, dy=1.500 mm

Maximum value of SAR (interpolated) = 0.0897 W/kg

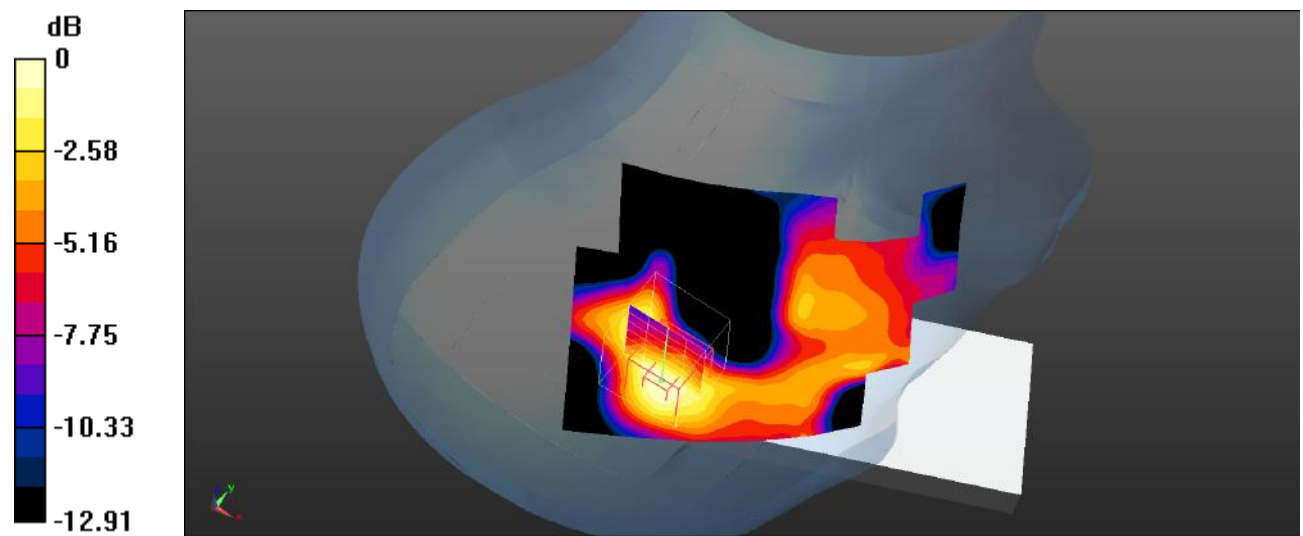
Head Right Tilt/LTE Band 2 1RB Mid/Zoom Scan (5x5x7)/Cube 0: Measurement grid: dx=8mm, dy=8mm, dz=5mm

Reference Value = 5.777 V/m; Power Drift = -0.06 dB

Peak SAR (extrapolated) = 0.144 W/kg

SAR(1 g) = 0.081 W/kg; SAR(10 g) = 0.048 W/kg

Maximum value of SAR (measured) = 0.0853 W/kg



0 dB = 0.0853 W/kg = -10.69 dBW/kg

Plot 56#: LTE Band 2_50%RB_Head Right Tilt_Mid**DUT: MAX 2 ULTRA; Type: MAX 2 ULTRA; Serial: SZNS220126-03751E-SA-S1**

Communication System: UID 0, Generic FDD-LTE (0); Frequency: 1880 MHz; Duty Cycle: 1:1

Medium parameters used (interpolated): $f = 1880$ MHz; $\sigma = 1.411$ S/m; $\epsilon_r = 40.223$; $\rho = 1000$ kg/m³

Phantom section: Right Section

DASY5 Configuration:

- Probe: EX3DV4- SN3619; ConvF(7.07, 7.07, 7.07); Calibrated: 2021/08/25
- Sensor-Surface: 4mm (Mechanical Surface Detection)
- Electronics: DAE4 Sn1211; Calibrated: 2022/03/01
- Phantom: Twin SAM; Type: QD000P40CD; Serial: TP:1744
- Measurement SW: DASY52, Version 52.10 (4); SEMCAD X Version 14.6.14 (7501)

Head Right Tilt/LTE Band 2 50%RB Mid/Area Scan (71x91x1): Interpolated grid: dx=1.500 mm, dy=1.500 mm

Maximum value of SAR (interpolated) = 0.102 W/kg

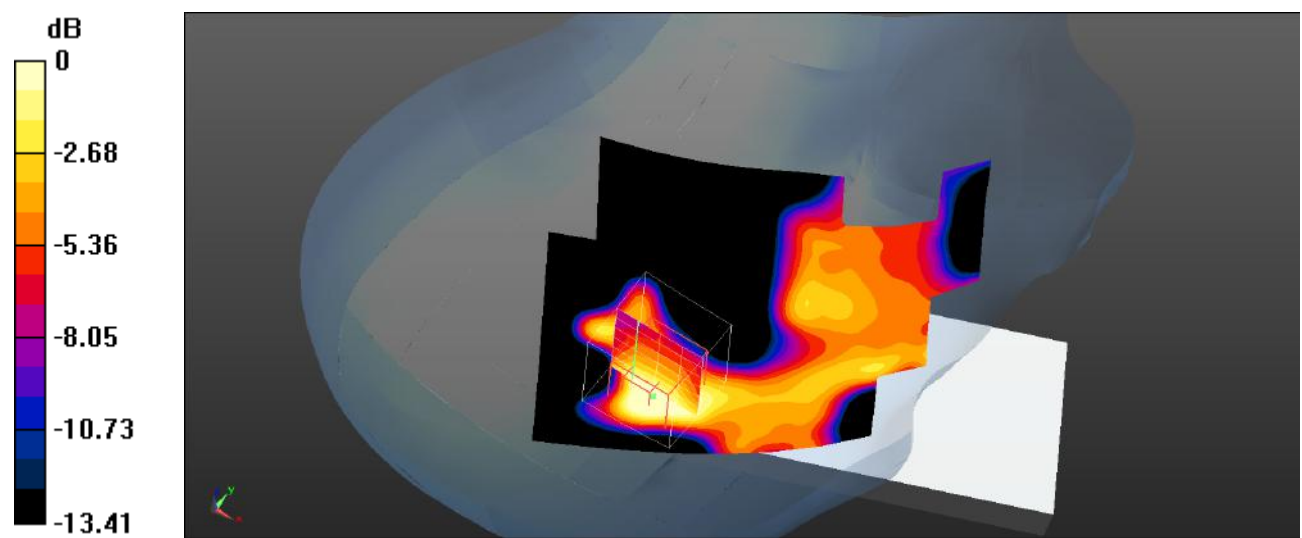
Head Right Tilt/LTE Band 2 50%RB Mid/Zoom Scan (5x5x7)/Cube 0: Measurement grid: dx=8mm, dy=8mm, dz=5mm

Reference Value = 4.111 V/m; Power Drift = -0.09 dB

Peak SAR (extrapolated) = 0.0790 W/kg

SAR(1 g) = 0.048 W/kg; SAR(10 g) = 0.029 W/kg

Maximum value of SAR (measured) = 0.0520 W/kg



0 dB = 0.0520 W/kg = -12.84 dBW/kg

Plot 57#: LTE Band 2_1RB_Body Front_Mid**DUT: MAX 2 ULTRA; Type: MAX 2 ULTRA; Serial: SZNS220126-03751E-SA-S1**

Communication System: UID 0, Generic FDD-LTE (0); Frequency: 1880 MHz; Duty Cycle: 1:1

Medium parameters used (interpolated): $f = 1880$ MHz; $\sigma = 1.411$ S/m; $\epsilon_r = 40.223$; $\rho = 1000$ kg/m³

Phantom section: Flat Section

DASY5 Configuration:

- Probe: EX3DV4- SN3619; ConvF(7.07, 7.07, 7.07); Calibrated: 2021/08/25
- Sensor-Surface: 4mm (Mechanical Surface Detection)
- Electronics: DAE4 Sn1211; Calibrated: 2022/03/01
- Phantom: Twin SAM; Type: QD000P40CD; Serial: TP:1744
- Measurement SW: DASY52, Version 52.10 (4); SEMCAD X Version 14.6.14 (7501)

Body Front/LTE Band 2 1RB Mid/Area Scan (71x111x1): Interpolated grid: dx=1.500 mm, dy=1.500 mm

Maximum value of SAR (interpolated) = 0.698 W/kg

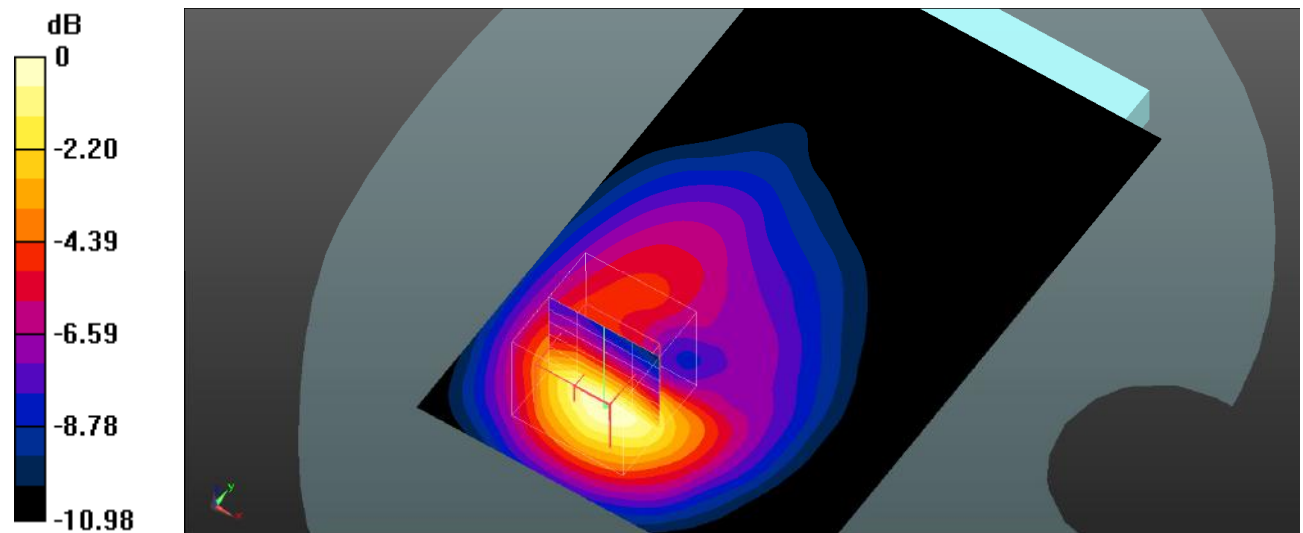
Body Front/LTE Band 2 1RB Mid/Zoom Scan (5x5x7)/Cube 0: Measurement grid: dx=8mm, dy=8mm, dz=5mm

Reference Value = 8.669 V/m; Power Drift = 0.02 dB

Peak SAR (extrapolated) = 0.993 W/kg

SAR(1 g) = 0.643 W/kg; SAR(10 g) = 0.392 W/kg

Maximum value of SAR (measured) = 0.714 W/kg



0 dB = 0.714 W/kg = -1.46 dBW/kg

Plot 58#: LTE Band 2_50%RB_Body Front_Mid**DUT: MAX 2 ULTRA; Type: MAX 2 ULTRA; Serial: SZNS220126-03751E-SA-S1**

Communication System: UID 0, Generic FDD-LTE (0); Frequency: 1880 MHz; Duty Cycle: 1:1

Medium parameters used (interpolated): $f = 1880$ MHz; $\sigma = 1.411$ S/m; $\epsilon_r = 40.223$; $\rho = 1000$ kg/m³

Phantom section: Flat Section

DASY5 Configuration:

- Probe: EX3DV4- SN3619; ConvF(7.07, 7.07, 7.07); Calibrated: 2021/08/25
- Sensor-Surface: 4mm (Mechanical Surface Detection)
- Electronics: DAE4 Sn1211; Calibrated: 2022/03/01
- Phantom: Twin SAM; Type: QD000P40CD; Serial: TP:1744
- Measurement SW: DASY52, Version 52.10 (4); SEMCAD X Version 14.6.14 (7501)

Body Front/LTE Band 2 50%RB Mid/Area Scan (71x111x1): Interpolated grid: dx=1.500 mm, dy=1.500 mm

Maximum value of SAR (interpolated) = 0.538 W/kg

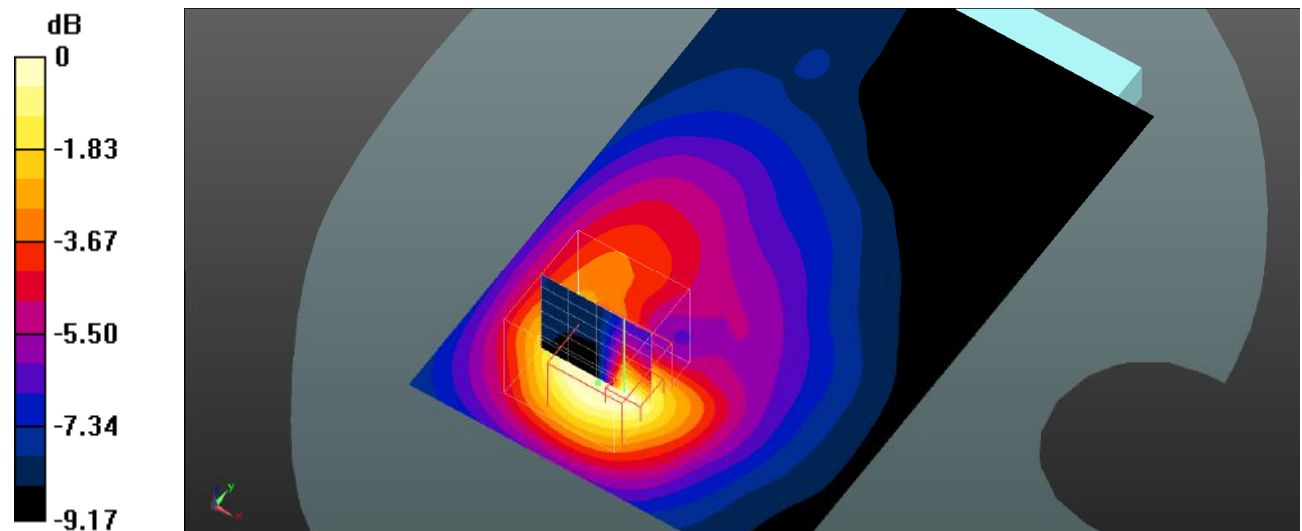
Body Front/LTE Band 2 50%RB Mid/Zoom Scan (5x5x7)/Cube 0: Measurement grid: dx=8mm, dy=8mm, dz=5mm

Reference Value = 8.394 V/m; Power Drift = -0.06 dB

Peak SAR (extrapolated) = 1.25 W/kg

SAR(1 g) = 0.506 W/kg; SAR(10 g) = 0.197 W/kg

Maximum value of SAR (measured) = 0.478 W/kg



0 dB = 0.478 W/kg = -3.21 dBW/kg

Plot 59#: LTE Band 2_1RB_Body Back_Low**DUT: MAX 2 ULTRA; Type: MAX 2 ULTRA; Serial: SZNS220126-03751E-SA-S1**

Communication System: UID 0, Generic FDD-LTE (0); Frequency: 1860 MHz; Duty Cycle: 1:1

Medium parameters used (interpolated): $f = 1880$ MHz; $\sigma = 1.407$ S/m; $\epsilon_r = 40.183$; $\rho = 1000$ kg/m³

Phantom section: Flat Section

DASY5 Configuration:

- Probe: EX3DV4- SN3619; ConvF(7.07, 7.07, 7.07); Calibrated: 2021/08/25
- Sensor-Surface: 4mm (Mechanical Surface Detection)
- Electronics: DAE4 Sn1211; Calibrated: 2022/03/01
- Phantom: Twin SAM; Type: QD000P40CD; Serial: TP:1744
- Measurement SW: DASY52, Version 52.10 (4); SEMCAD X Version 14.6.14 (7501)

Body Back/LTE Band 2 1RB Low/Area Scan (71x91x1): Interpolated grid: dx=1.500 mm, dy=1.500 mm

Maximum value of SAR (interpolated) = 1.12 W/kg

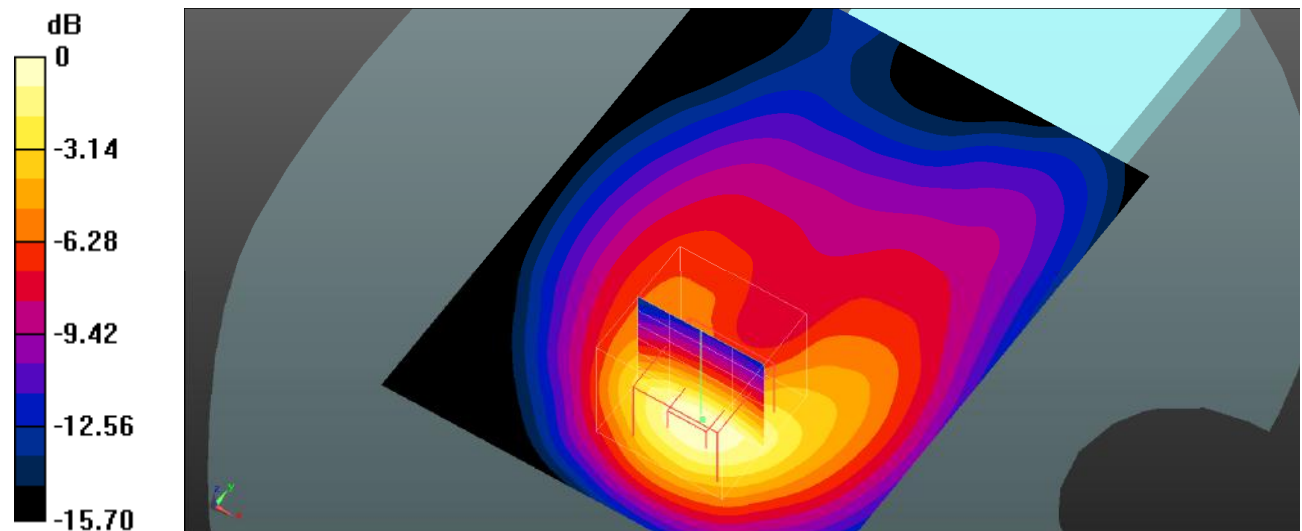
Body Back/LTE Band 2 1RB Low/Zoom Scan (5x5x7)/Cube 0: Measurement grid: dx=8mm, dy=8mm, dz=5mm

Reference Value = 11.32 V/m; Power Drift = -0.02 dB

Peak SAR (extrapolated) = 1.61 W/kg

SAR(1 g) = 0.986 W/kg; SAR(10 g) = 0.545 W/kg

Maximum value of SAR (measured) = 1.10 W/kg



0 dB = 1.10 W/kg = 0.41 dBW/kg

Plot 60#: LTE Band 2_1RB_Body Back_Mid**DUT: MAX 2 ULTRA; Type: MAX 2 ULTRA; Serial: SZNS220126-03751E-SA-S1**

Communication System: UID 0, Generic FDD-LTE (0); Frequency: 1880 MHz; Duty Cycle: 1:1

Medium parameters used (interpolated): $f = 1880$ MHz; $\sigma = 1.411$ S/m; $\epsilon_r = 40.223$; $\rho = 1000$ kg/m³

Phantom section: Flat Section

DASY5 Configuration:

- Probe: EX3DV4- SN3619; ConvF(7.07, 7.07, 7.07); Calibrated: 2021/08/25
- Sensor-Surface: 4mm (Mechanical Surface Detection)
- Electronics: DAE4 Sn1211; Calibrated: 2022/03/01
- Phantom: Twin SAM; Type: QD000P40CD; Serial: TP:1744
- Measurement SW: DASY52, Version 52.10 (4); SEMCAD X Version 14.6.14 (7501)

Body Back/LTE Band 2 1RB Mid/Area Scan (71x91x1): Interpolated grid: dx=1.500 mm, dy=1.500 mm

Maximum value of SAR (interpolated) = 1.21 W/kg

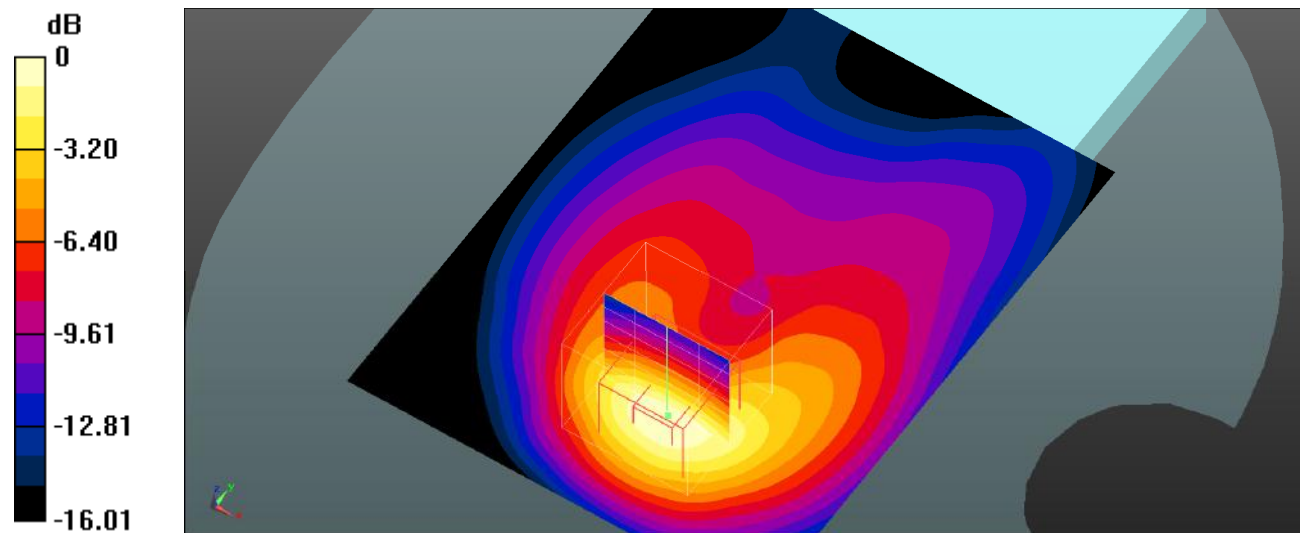
Body Back/LTE Band 2 1RB Mid/Zoom Scan (5x5x7)/Cube 0: Measurement grid: dx=8mm, dy=8mm, dz=5mm

Reference Value = 11.25 V/m; Power Drift = 0.00 dB

Peak SAR (extrapolated) = 1.75 W/kg

SAR(1 g) = 1.06 W/kg; SAR(10 g) = 0.583 W/kg

Maximum value of SAR (measured) = 1.18 W/kg



0 dB = 1.18 W/kg = 0.72 dBW/kg

Plot 61#: LTE Band 2_1RB_Body Back_High**DUT: MAX 2 ULTRA; Type: MAX 2 ULTRA; Serial: SZNS220126-03751E-SA-S1**

Communication System: UID 0, Generic FDD-LTE (0); Frequency: 1900 MHz; Duty Cycle: 1:1

Medium parameters used (interpolated): $f = 1900$ MHz; $\sigma = 1.426$ S/m; $\epsilon_r = 39.267$; $\rho = 1000$ kg/m³

Phantom section: Flat Section

DASY5 Configuration:

- Probe: EX3DV4- SN3619; ConvF(7.07, 7.07, 7.07); Calibrated: 2021/08/25
- Sensor-Surface: 4mm (Mechanical Surface Detection)
- Electronics: DAE4 Sn1211; Calibrated: 2022/03/01
- Phantom: Twin SAM; Type: QD000P40CD; Serial: TP:1744
- Measurement SW: DASY52, Version 52.10 (4); SEMCAD X Version 14.6.14 (7501)

Body Back/LTE Band 2 1RB High/Area Scan (71x91x1): Interpolated grid: dx=1.500 mm, dy=1.500 mm

Maximum value of SAR (interpolated) = 1.24 W/kg

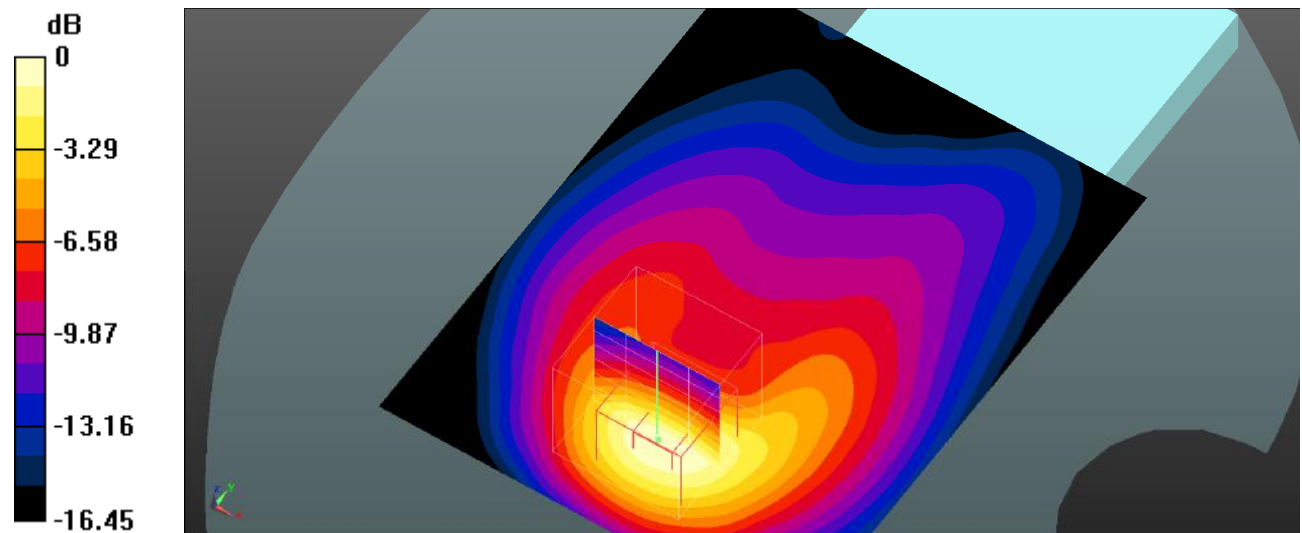
Body Back/LTE Band 2 1RB High/Zoom Scan (5x5x7)/Cube 0: Measurement grid: dx=8mm, dy=8mm, dz=5mm

Reference Value = 10.60 V/m; Power Drift = -0.04 dB

Peak SAR (extrapolated) = 1.86 W/kg

SAR(1 g) = 1.12 W/kg; SAR(10 g) = 0.612 W/kg

Maximum value of SAR (measured) = 1.24 W/kg



0 dB = 1.24 W/kg = 0.93 dBW/kg

Plot 62#: LTE Band 2_50%RB_Body Back_Low**DUT: MAX 2 ULTRA; Type: MAX 2 ULTRA; Serial: SZNS220126-03751E-SA-S1**

Communication System: UID 0, Generic FDD-LTE (0); Frequency: 1860 MHz; Duty Cycle: 1:1

Medium parameters used (interpolated): $f = 1860$ MHz; $\sigma = 1.407$ S/m; $\epsilon_r = 40.183$; $\rho = 1000$ kg/m³

Phantom section: Flat Section

DASY5 Configuration:

- Probe: EX3DV4- SN3619; ConvF(7.07, 7.07, 7.07); Calibrated: 2021/08/25
- Sensor-Surface: 4mm (Mechanical Surface Detection)
- Electronics: DAE4 Sn1211; Calibrated: 2022/03/01
- Phantom: Twin SAM; Type: QD000P40CD; Serial: TP:1744
- Measurement SW: DASY52, Version 52.10 (4); SEMCAD X Version 14.6.14 (7501)

Body Back/LTE Band 2 50%RB Low/Area Scan (71x91x1): Interpolated grid: dx=1.500 mm, dy=1.500 mm

Maximum value of SAR (interpolated) = 0.918 W/kg

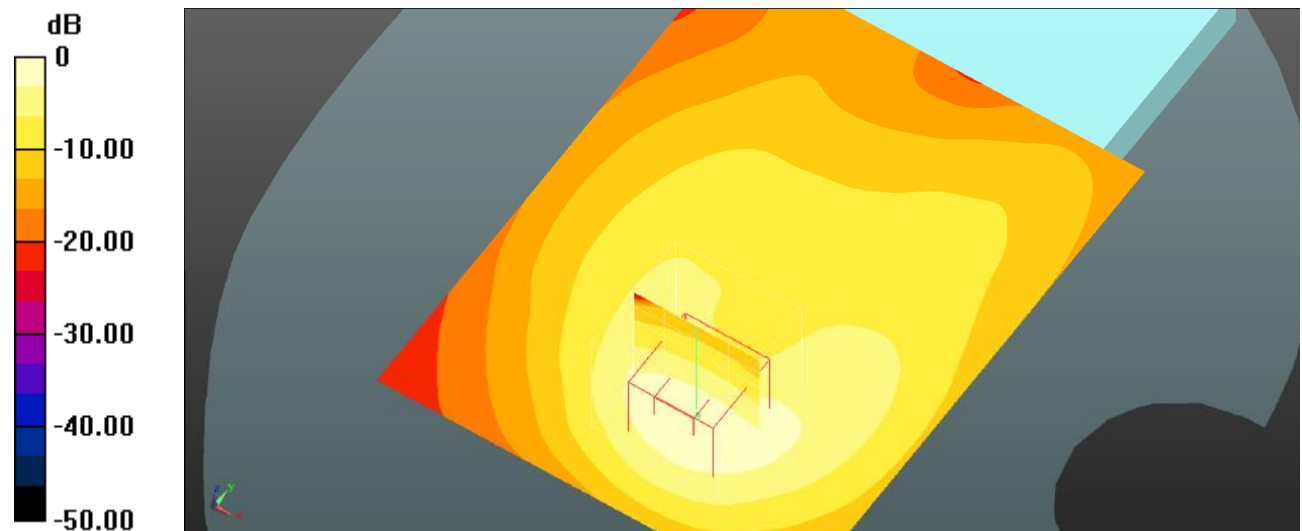
Body Back/LTE Band 2 50%RB Low/Zoom Scan (5x5x7)/Cube 0: Measurement grid: dx=8mm, dy=8mm, dz=5mm

Reference Value = 10.09 V/m; Power Drift = -0.10 dB

Peak SAR (extrapolated) = 1.52 W/kg

SAR(1 g) = 0.838 W/kg; SAR(10 g) = 0.456 W/kg

Maximum value of SAR (measured) = 0.899 W/kg



0 dB = 0.899 W/kg = -0.46 dBW/kg

Plot 63#: LTE Band 2_50%RB_Body Back_Mid**DUT: MAX 2 ULTRA; Type: MAX 2 ULTRA; Serial: SZNS220126-03751E-SA-S1**

Communication System: UID 0, Generic FDD-LTE (0); Frequency: 1880 MHz; Duty Cycle: 1:1

Medium parameters used (interpolated): $f = 1880$ MHz; $\sigma = 1.411$ S/m; $\epsilon_r = 40.223$; $\rho = 1000$ kg/m³

Phantom section: Flat Section

DASY5 Configuration:

- Probe: EX3DV4- SN3619; ConvF(7.07, 7.07, 7.07); Calibrated: 2021/08/25
- Sensor-Surface: 4mm (Mechanical Surface Detection)
- Electronics: DAE4 Sn1211; Calibrated: 2022/03/01
- Phantom: Twin SAM; Type: QD000P40CD; Serial: TP:1744
- Measurement SW: DASY52, Version 52.10 (4); SEMCAD X Version 14.6.14 (7501)

Body Back/LTE Band 2 50%RB Mid/Area Scan (71x91x1): Interpolated grid: dx=1.500 mm, dy=1.500 mm

Maximum value of SAR (interpolated) = 1.00 W/kg

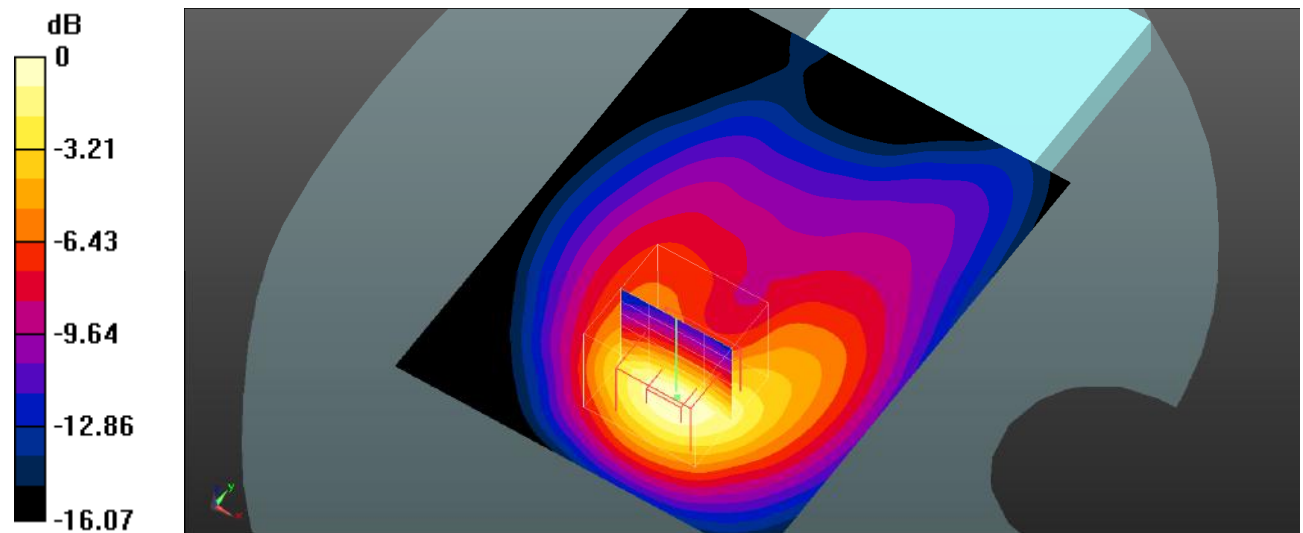
Body Back/LTE Band 2 50%RB Mid/Zoom Scan (5x5x7)/Cube 0: Measurement grid: dx=8mm, dy=8mm, dz=5mm

Reference Value = 10.02 V/m; Power Drift = -0.02 dB

Peak SAR (extrapolated) = 1.46 W/kg

SAR(1 g) = 0.876 W/kg; SAR(10 g) = 0.483 W/kg

Maximum value of SAR (measured) = 0.981 W/kg



0 dB = 0.981 W/kg = -0.08 dBW/kg

Plot 64#: LTE Band 2_50%RB_Body Back_High**DUT: MAX 2 ULTRA; Type: MAX 2 ULTRA; Serial: SZNS220126-03751E-SA-S1**

Communication System: UID 0, Generic FDD-LTE (0); Frequency: 1900 MHz; Duty Cycle: 1:1

Medium parameters used (interpolated): $f = 1900$ MHz; $\sigma = 1.426$ S/m; $\epsilon_r = 39.267$; $\rho = 1000$ kg/m³

Phantom section: Flat Section

DASY5 Configuration:

- Probe: EX3DV4- SN3619; ConvF(7.07, 7.07, 7.07); Calibrated: 2021/08/25
- Sensor-Surface: 4mm (Mechanical Surface Detection)
- Electronics: DAE4 Sn1211; Calibrated: 2022/03/01
- Phantom: Twin SAM; Type: QD000P40CD; Serial: TP:1744
- Measurement SW: DASY52, Version 52.10 (4); SEMCAD X Version 14.6.14 (7501)

Body Back/LTE Band 2 50%RB High/Area Scan (71x91x1): Interpolated grid: dx=1.500 mm, dy=1.500 mm

Maximum value of SAR (interpolated) = 0.889 W/kg

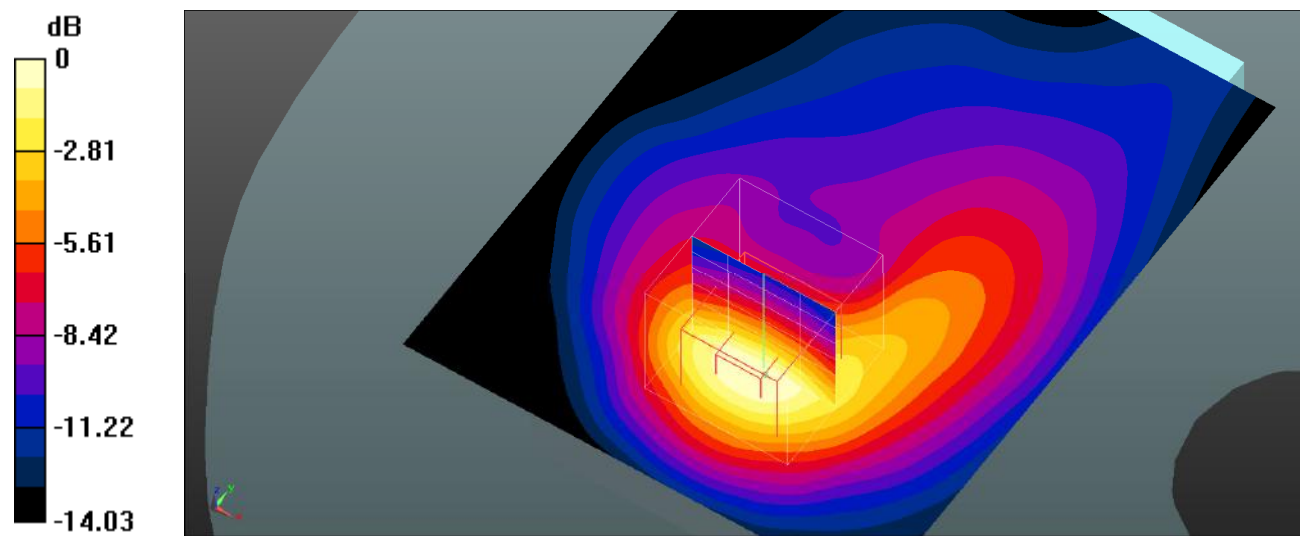
Body Back/LTE Band 2 50%RB High/Zoom Scan (5x5x7)/Cube 0: Measurement grid: dx=8mm, dy=8mm, dz=5mm

Reference Value = 9.024 V/m; Power Drift = -0.08 dB

Peak SAR (extrapolated) = 1.36 W/kg

SAR(1 g) = 0.809 W/kg; SAR(10 g) = 0.450 W/kg

Maximum value of SAR (measured) = 0.901 W/kg



0 dB = 0.901 W/kg = -0.45 dBW/kg

Plot 65#: LTE Band 2_100%RB_Body Back_Mid**DUT: MAX 2 ULTRA; Type: MAX 2 ULTRA; Serial: SZNS220126-03751E-SA-S1**

Communication System: UID 0, Generic FDD-LTE (0); Frequency: 1880 MHz; Duty Cycle: 1:1

Medium parameters used (interpolated): $f = 1880$ MHz; $\sigma = 1.411$ S/m; $\epsilon_r = 40.223$; $\rho = 1000$ kg/m³

Phantom section: Flat Section

DASY5 Configuration:

- Probe: EX3DV4- SN3619; ConvF(7.07, 7.07, 7.07); Calibrated: 2021/08/25
- Sensor-Surface: 4mm (Mechanical Surface Detection)
- Electronics: DAE4 Sn1211; Calibrated: 2022/03/01
- Phantom: Twin SAM; Type: QD000P40CD; Serial: TP:1744
- Measurement SW: DASY52, Version 52.10 (4); SEMCAD X Version 14.6.14 (7501)

Body Back/LTE Band 2 100%RB Mid/Area Scan (71x91x1): Interpolated grid: dx=1.500 mm, dy=1.500 mm

Maximum value of SAR (interpolated) = 0.876 W/kg

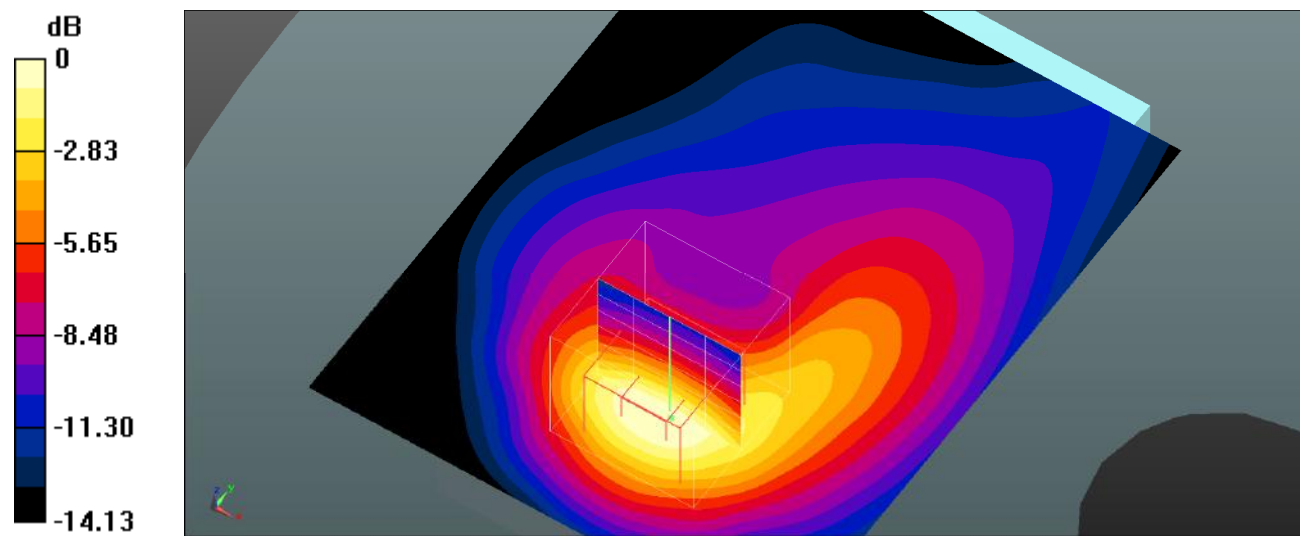
Body Back/LTE Band 2 100%RB Mid/Zoom Scan (5x5x7)/Cube 0: Measurement grid: dx=8mm, dy=8mm, dz=5mm

Reference Value = 9.321 V/m; Power Drift = -0.09 dB

Peak SAR (extrapolated) = 1.30 W/kg

SAR(1 g) = 0.776 W/kg; SAR(10 g) = 0.433 W/kg

Maximum value of SAR (measured) = 0.865 W/kg



0 dB = 0.865 W/kg = -0.63 dBW/kg

Plot 66#: LTE Band 2_1RB_Body Left_Mid**DUT: MAX 2 ULTRA; Type: MAX 2 ULTRA; Serial: SZNS220126-03751E-SA-S1**

Communication System: UID 0, Generic FDD-LTE (0); Frequency: 1880 MHz; Duty Cycle: 1:1

Medium parameters used (interpolated): $f = 1880$ MHz; $\sigma = 1.411$ S/m; $\epsilon_r = 40.223$; $\rho = 1000$ kg/m³

Phantom section: Flat Section

DASY5 Configuration:

- Probe: EX3DV4- SN3619; ConvF(7.07, 7.07, 7.07); Calibrated: 2021/08/25
- Sensor-Surface: 4mm (Mechanical Surface Detection)
- Electronics: DAE4 Sn1211; Calibrated: 2022/03/01
- Phantom: Twin SAM; Type: QD000P40CD; Serial: TP:1744
- Measurement SW: DASY52, Version 52.10 (4); SEMCAD X Version 14.6.14 (7501)

Body Left/LTE Band 2 1RB Mid/Area Scan (71x91x1): Interpolated grid: dx=1.500 mm, dy=1.500 mm

Maximum value of SAR (interpolated) = 0.166 W/kg

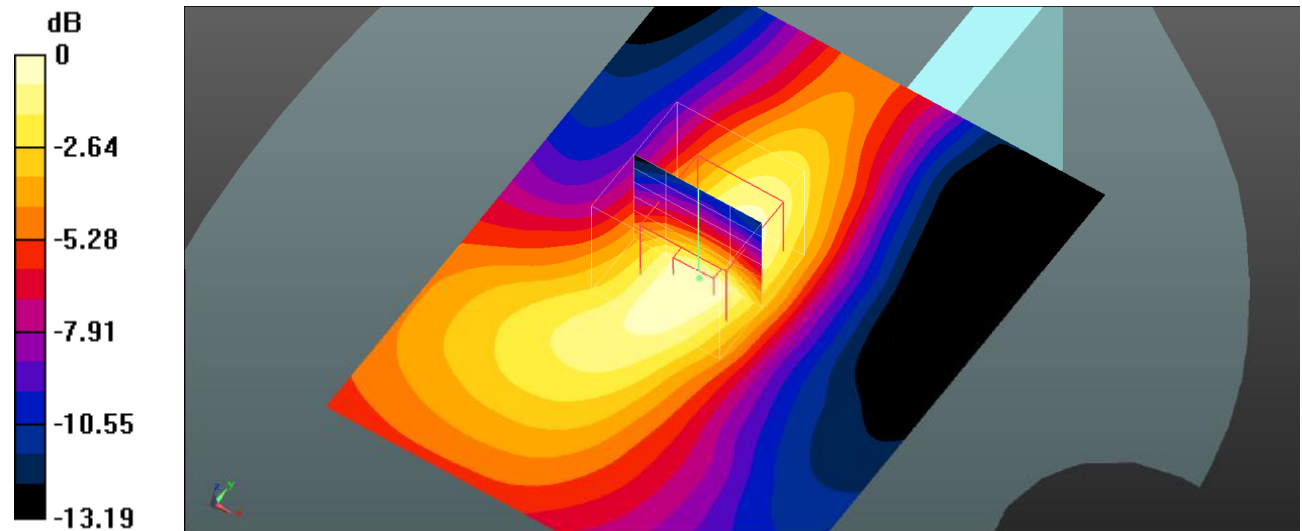
Body Left/LTE Band 2 1RB Mid/Zoom Scan (5x5x7)/Cube 0: Measurement grid: dx=8mm, dy=8mm, dz=5mm

Reference Value = 8.753 V/m; Power Drift = 0.01 dB

Peak SAR (extrapolated) = 0.235 W/kg

SAR(1 g) = 0.150 W/kg; SAR(10 g) = 0.091 W/kg

Maximum value of SAR (measured) = 0.163 W/kg



0 dB = 0.163 W/kg = -7.88 dBW/kg

Plot 67#: LTE Band 2_50%RB_Body Left_Mid**DUT: MAX 2 ULTRA; Type: MAX 2 ULTRA; Serial: SZNS220126-03751E-SA-S1**

Communication System: UID 0, Generic FDD-LTE (0); Frequency: 1880 MHz; Duty Cycle: 1:1

Medium parameters used (interpolated): $f = 1880$ MHz; $\sigma = 1.411$ S/m; $\epsilon_r = 40.223$; $\rho = 1000$ kg/m³

Phantom section: Flat Section

DASY5 Configuration:

- Probe: EX3DV4- SN3619; ConvF(7.07, 7.07, 7.07); Calibrated: 2021/08/25
- Sensor-Surface: 4mm (Mechanical Surface Detection)
- Electronics: DAE4 Sn1211; Calibrated: 2022/03/01
- Phantom: Twin SAM; Type: QD000P40CD; Serial: TP:1744
- Measurement SW: DASY52, Version 52.10 (4); SEMCAD X Version 14.6.14 (7501)

Body Left/LTE Band 2 50%RB Mid/Area Scan (71x91x1): Interpolated grid: dx=1.500 mm, dy=1.500 mm

Maximum value of SAR (interpolated) = 0.124 W/kg

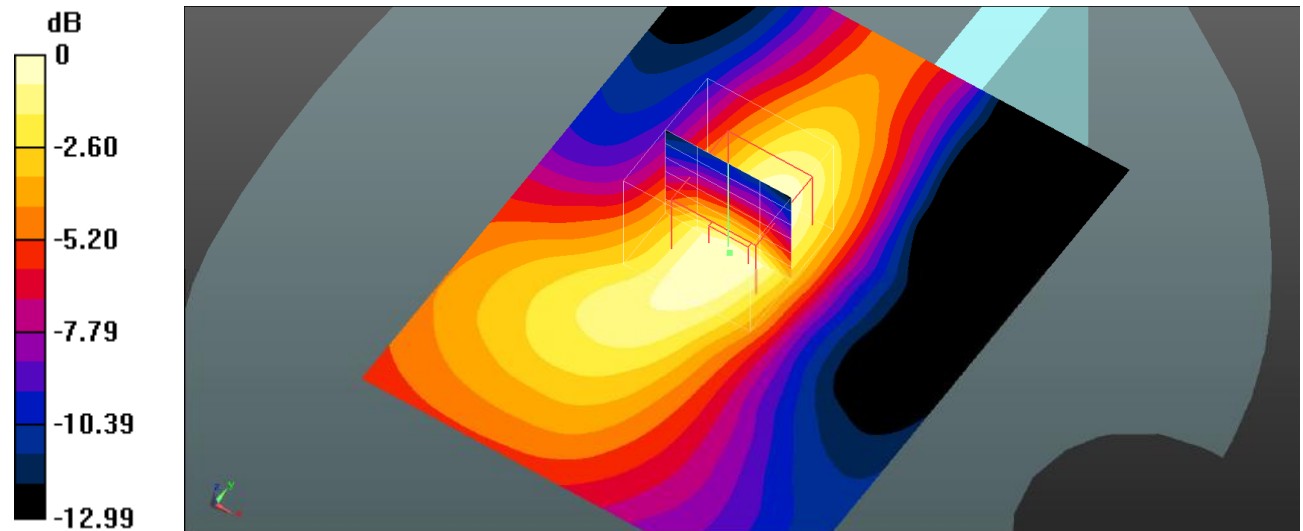
Body Left/LTE Band 2 50%RB Mid/Zoom Scan (5x5x7)/Cube 0: Measurement grid: dx=8mm, dy=8mm, dz=5mm

Reference Value = 7.506 V/m; Power Drift = 0.00 dB

Peak SAR (extrapolated) = 0.177 W/kg

SAR(1 g) = 0.111 W/kg; SAR(10 g) = 0.067 W/kg

Maximum value of SAR (measured) = 0.119 W/kg



0 dB = 0.119 W/kg = -9.24 dBW/kg

Plot 68#: LTE Band 2_1RB_Body Right_Mid**DUT: MAX 2 ULTRA; Type: MAX 2 ULTRA; Serial: SZNS220126-03751E-SA-S1**

Communication System: UID 0, Generic FDD-LTE (0); Frequency: 1880 MHz; Duty Cycle: 1:1

Medium parameters used (interpolated): $f = 1880$ MHz; $\sigma = 1.411$ S/m; $\epsilon_r = 40.223$; $\rho = 1000$ kg/m³

Phantom section: Flat Section

DASY5 Configuration:

- Probe: EX3DV4- SN3619; ConvF(7.07, 7.07, 7.07); Calibrated: 2021/08/25
- Sensor-Surface: 4mm (Mechanical Surface Detection)
- Electronics: DAE4 Sn1211; Calibrated: 2022/03/01
- Phantom: Twin SAM; Type: QD000P40CD; Serial: TP:1744
- Measurement SW: DASY52, Version 52.10 (4); SEMCAD X Version 14.6.14 (7501)

Body Right/LTE Band 2 1RB Mid/Area Scan (71x91x1): Interpolated grid: dx=1.500 mm, dy=1.500 mm

Maximum value of SAR (interpolated) = 0.0795 W/kg

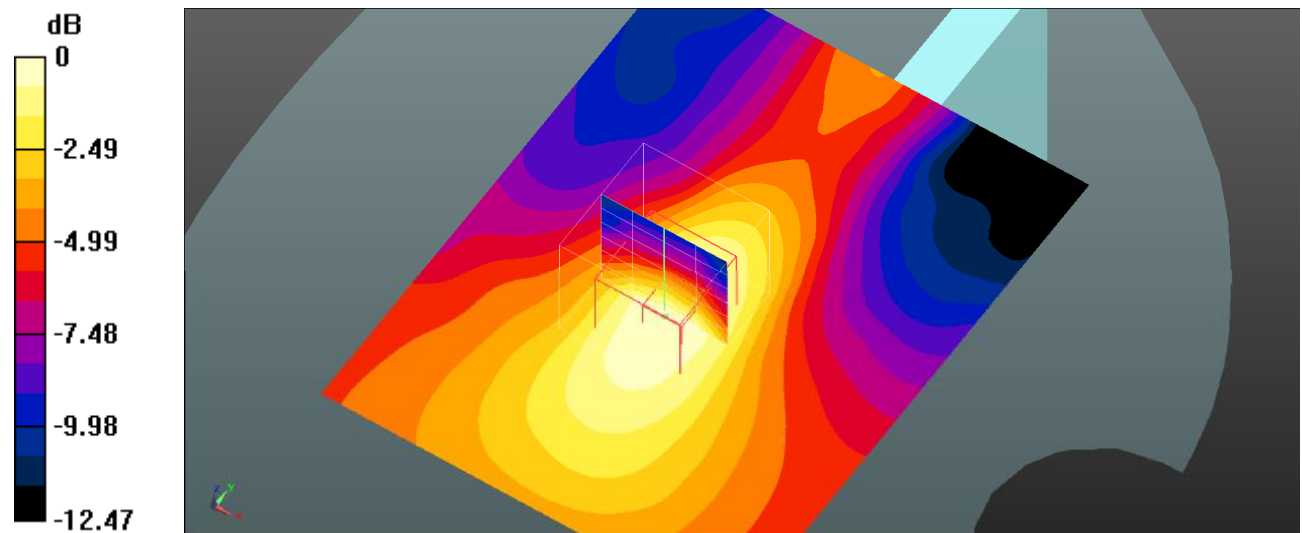
Body Right/LTE Band 2 1RB Mid/Zoom Scan (5x5x7)/Cube 0: Measurement grid: dx=8mm, dy=8mm, dz=5mm

Reference Value = 7.290 V/m; Power Drift = -0.00 dB

Peak SAR (extrapolated) = 0.117 W/kg

SAR(1 g) = 0.074 W/kg; SAR(10 g) = 0.046 W/kg

Maximum value of SAR (measured) = 0.0779 W/kg



0 dB = 0.0779 W/kg = -11.08 dBW/kg

Plot 69#: LTE Band 2_50%RB_Body Right_Mid**DUT: MAX 2 ULTRA; Type: MAX 2 ULTRA; Serial: SZNS220126-03751E-SA-S1**

Communication System: UID 0, Generic FDD-LTE (0); Frequency: 1880 MHz; Duty Cycle: 1:1

Medium parameters used (interpolated): $f = 1880$ MHz; $\sigma = 1.411$ S/m; $\epsilon_r = 40.223$; $\rho = 1000$ kg/m³

Phantom section: Flat Section

DASY5 Configuration:

- Probe: EX3DV4- SN3619; ConvF(7.07, 7.07, 7.07); Calibrated: 2021/08/25
- Sensor-Surface: 4mm (Mechanical Surface Detection)
- Electronics: DAE4 Sn1211; Calibrated: 2022/03/01
- Phantom: Twin SAM; Type: QD000P40CD; Serial: TP:1744
- Measurement SW: DASY52, Version 52.10 (4); SEMCAD X Version 14.6.14 (7501)

Body Right/LTE Band 2 50%RB Mid/Area Scan (71x91x1): Interpolated grid: dx=1.500 mm, dy=1.500 mm

Maximum value of SAR (interpolated) = 0.0577 W/kg

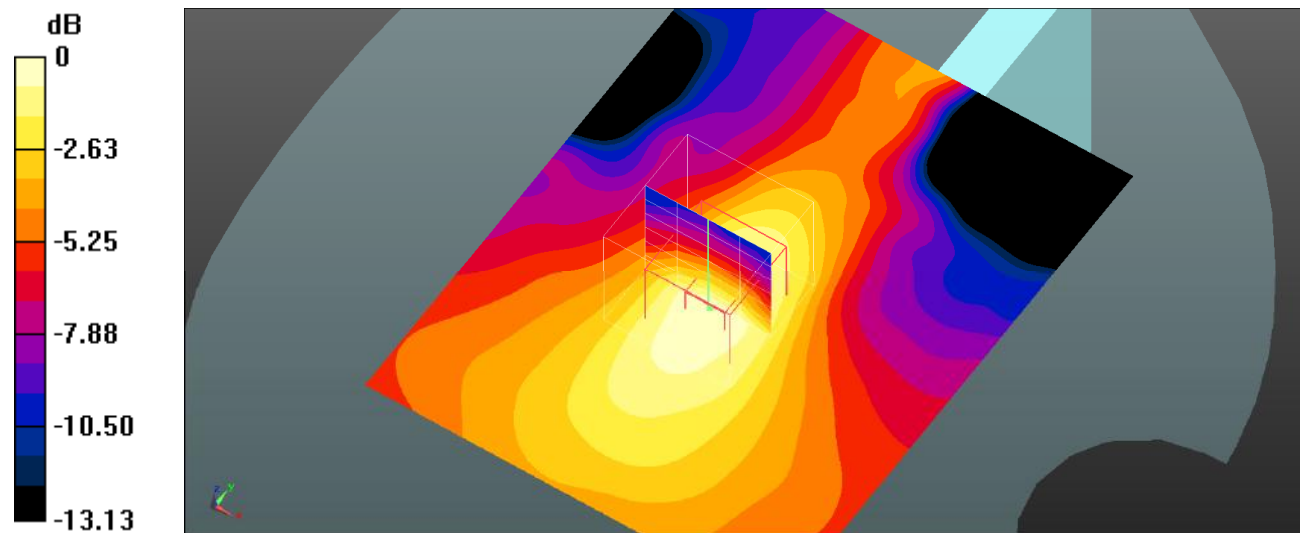
Body Right/LTE Band 2 50%RB Mid/Zoom Scan (5x5x7)/Cube 0: Measurement grid: dx=8mm, dy=8mm, dz=5mm

Reference Value = 6.177 V/m; Power Drift = 0.12 dB

Peak SAR (extrapolated) = 0.0820 W/kg

SAR(1 g) = 0.053 W/kg; SAR(10 g) = 0.033 W/kg

Maximum value of SAR (measured) = 0.0576 W/kg



0 dB = 0.0576 W/kg = -12.40 dBW/kg

Plot 70#: LTE Band 2_1RB_Body Bottom_Low**DUT: MAX 2 ULTRA; Type: MAX 2 ULTRA; Serial: SZNS220126-03751E-SA-S1**

Communication System: UID 0, Generic FDD-LTE (0); Frequency: 1860 MHz; Duty Cycle: 1:1

Medium parameters used (interpolated): $f = 1860$ MHz; $\sigma = 1.407$ S/m; $\epsilon_r = 40.183$; $\rho = 1000$ kg/m³

Phantom section: Flat Section

DASY5 Configuration:

- Probe: EX3DV4- SN3619; ConvF(7.07, 7.07, 7.07); Calibrated: 2021/08/25
- Sensor-Surface: 4mm (Mechanical Surface Detection)
- Electronics: DAE4 Sn1211; Calibrated: 2022/03/01
- Phantom: Twin SAM; Type: QD000P40CD; Serial: TP:1744
- Measurement SW: DASY52, Version 52.10 (4); SEMCAD X Version 14.6.14 (7501)

Body Bottom/LTE Band 2 1RB Low/Area Scan (71x91x1): Interpolated grid: dx=1.500 mm, dy=1.500 mm

Maximum value of SAR (interpolated) = 1.61 W/kg

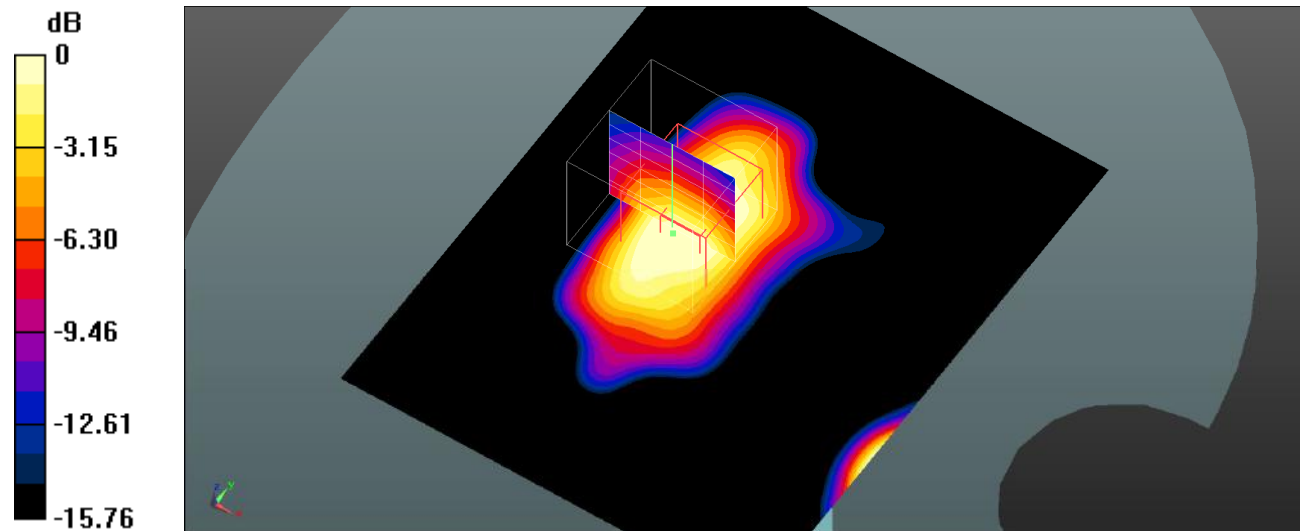
Body Bottom/LTE Band 2 1RB Low/Zoom Scan (5x5x7)/Cube 0: Measurement grid: dx=8mm, dy=8mm, dz=5mm

Reference Value = 20.17 V/m; Power Drift = 0.06 dB

Peak SAR (extrapolated) = 2.19 W/kg

SAR(1 g) = 1.02 W/kg; SAR(10 g) = 0.561 W/kg

Maximum value of SAR (measured) = 1.34 W/kg



0 dB = 1.34 W/kg = 1.27 dBW/kg

Plot 71#: LTE Band 2_1RB_Body Bottom_Mid**DUT: MAX 2 ULTRA; Type: MAX 2 ULTRA; Serial: SZNS220126-03751E-SA-S1**

Communication System: UID 0, Generic FDD-LTE (0); Frequency: 1880 MHz; Duty Cycle: 1:1

Medium parameters used (interpolated): $f = 1880$ MHz; $\sigma = 1.411$ S/m; $\epsilon_r = 40.223$; $\rho = 1000$ kg/m³

Phantom section: Flat Section

DASY5 Configuration:

- Probe: EX3DV4- SN3619; ConvF(7.07, 7.07, 7.07); Calibrated: 2021/08/25
- Sensor-Surface: 4mm (Mechanical Surface Detection)
- Electronics: DAE4 Sn1211; Calibrated: 2022/03/01
- Phantom: Twin SAM; Type: QD000P40CD; Serial: TP:1744
- Measurement SW: DASY52, Version 52.10 (4); SEMCAD X Version 14.6.14 (7501)

Body Bottom/LTE Band 2 1RB Mid/Area Scan (71x91x1): Interpolated grid: dx=1.500 mm, dy=1.500 mm

Maximum value of SAR (interpolated) = 1.50 W/kg

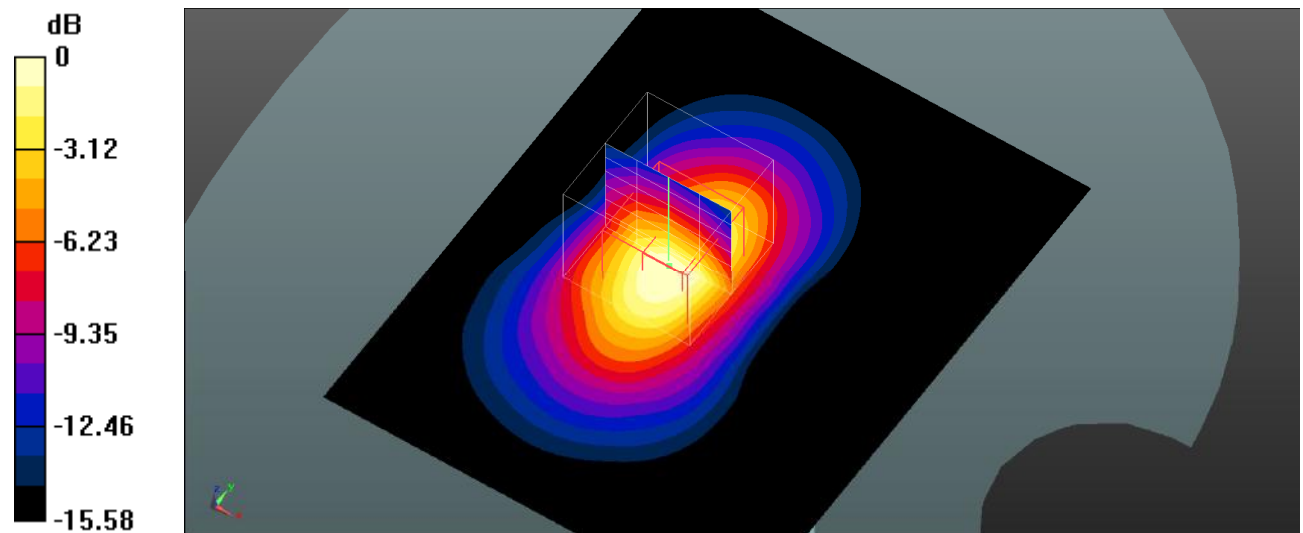
Body Bottom/LTE Band 2 1RB Mid/Zoom Scan (5x5x7)/Cube 0: Measurement grid: dx=8mm, dy=8mm, dz=5mm

Reference Value = 24.68 V/m; Power Drift = 0.05 dB

Peak SAR (extrapolated) = 2.34 W/kg

SAR(1 g) = 1.19 W/kg; SAR(10 g) = 0.590 W/kg

Maximum value of SAR (measured) = 1.54 W/kg



0 dB = 1.54 W/kg = 1.88 dBW/kg

Plot 72#: LTE Band 2_1RB_Body Bottom_High**DUT: MAX 2 ULTRA; Type: MAX 2 ULTRA; Serial: SZNS220126-03751E-SA-S1**

Communication System: UID 0, Generic FDD-LTE (0); Frequency: 1900 MHz; Duty Cycle: 1:1

Medium parameters used (interpolated): $f = 1900$ MHz; $\sigma = 1.426$ S/m; $\epsilon_r = 39.267$; $\rho = 1000$ kg/m³

Phantom section: Flat Section

DASY5 Configuration:

- Probe: EX3DV4- SN3619; ConvF(7.07, 7.07, 7.07); Calibrated: 2021/08/25
- Sensor-Surface: 4mm (Mechanical Surface Detection)
- Electronics: DAE4 Sn1211; Calibrated: 2022/03/01
- Phantom: Twin SAM; Type: QD000P40CD; Serial: TP:1744
- Measurement SW: DASY52, Version 52.10 (4); SEMCAD X Version 14.6.14 (7501)

Body Bottom/LTE Band 2 1RB High/Area Scan (71x91x1): Interpolated grid: dx=1.500 mm, dy=1.500 mm

Maximum value of SAR (interpolated) = 1.66 W/kg

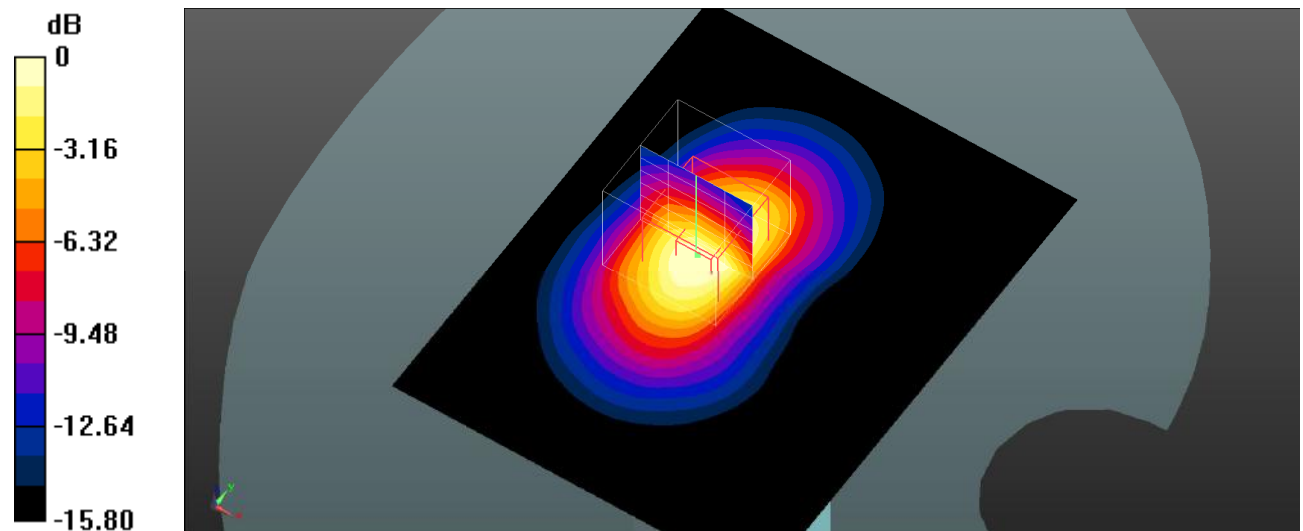
Body Bottom/LTE Band 2 1RB High/Zoom Scan (5x5x7)/Cube 0: Measurement grid: dx=8mm, dy=8mm, dz=5mm

Reference Value = 20.15 V/m; Power Drift = 0.03 dB

Peak SAR (extrapolated) = 2.34 W/kg

SAR(1 g) = 1.2 W/kg; SAR(10 g) = 0.601 W/kg

Maximum value of SAR (measured) = 1.53 W/kg



Plot 73#: LTE Band 2_50%RB_Body Bottom_Low**DUT: MAX 2 ULTRA; Type: MAX 2 ULTRA; Serial: SZNS220126-03751E-SA-S1**

Communication System: UID 0, Generic FDD-LTE (0); Frequency: 1860 MHz; Duty Cycle: 1:1

Medium parameters used (interpolated): $f = 1860$ MHz; $\sigma = 1.407$ S/m; $\epsilon_r = 40.183$; $\rho = 1000$ kg/m³

Phantom section: Flat Section

DASY5 Configuration:

- Probe: EX3DV4- SN3619; ConvF(7.07, 7.07, 7.07); Calibrated: 2021/08/25
- Sensor-Surface: 4mm (Mechanical Surface Detection)
- Electronics: DAE4 Sn1211; Calibrated: 2022/03/01
- Phantom: Twin SAM; Type: QD000P40CD; Serial: TP:1744
- Measurement SW: DASY52, Version 52.10 (4); SEMCAD X Version 14.6.14 (7501)

Body Bottom/LTE Band 2 50%RB Low/Area Scan (71x91x1): Interpolated grid: dx=1.500 mm, dy=1.500 mm

Maximum value of SAR (interpolated) = 1.12 W/kg

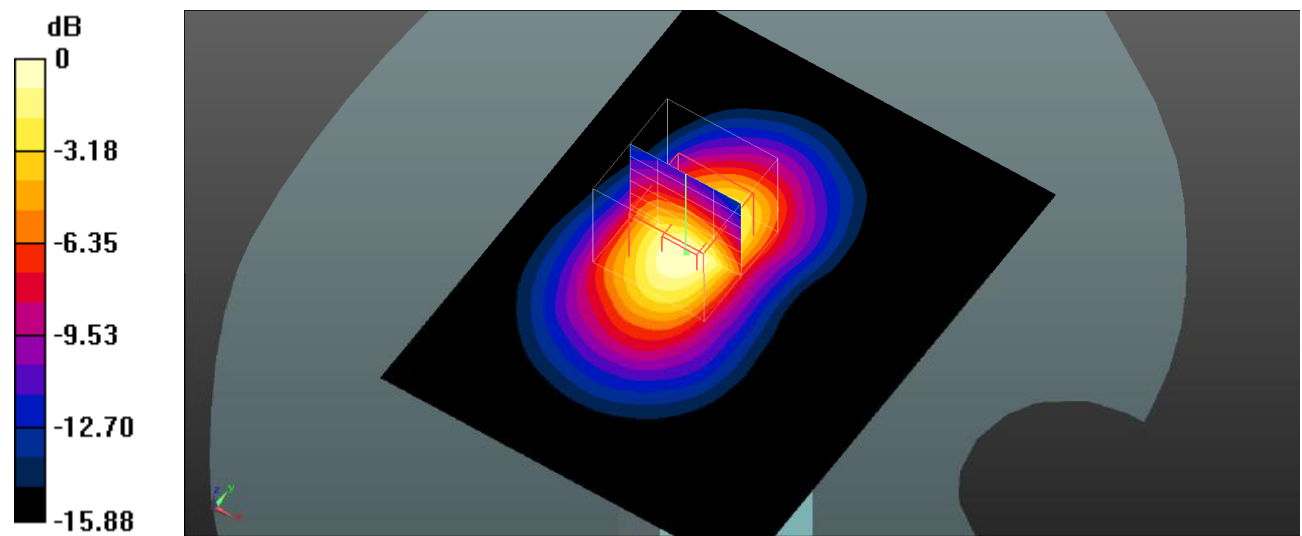
Body Bottom/LTE Band 2 50%RB Low/Zoom Scan (5x5x7)/Cube 0: Measurement grid: dx=8mm, dy=8mm, dz=5mm

Reference Value = 17.40 V/m; Power Drift = 0.08 dB

Peak SAR (extrapolated) = 1.69 W/kg

SAR(1 g) = 0.972 W/kg; SAR(10 g) = 0.528 W/kg

Maximum value of SAR (measured) = 1.15 W/kg



0 dB = 1.15 W/kg = 0.61 dBW/kg

Plot 74#: LTE Band 2_50%RB_Body Bottom_Mid**DUT: MAX 2 ULTRA; Type: MAX 2 ULTRA; Serial: SZNS220126-03751E-SA-S1**

Communication System: UID 0, Generic FDD-LTE (0); Frequency: 1880 MHz; Duty Cycle: 1:1

Medium parameters used (interpolated): $f = 1880$ MHz; $\sigma = 1.411$ S/m; $\epsilon_r = 40.223$; $\rho = 1000$ kg/m³

Phantom section: Flat Section

DASY5 Configuration:

- Probe: EX3DV4- SN3619; ConvF(7.07, 7.07, 7.07); Calibrated: 2021/08/25
- Sensor-Surface: 4mm (Mechanical Surface Detection)
- Electronics: DAE4 Sn1211; Calibrated: 2022/03/01
- Phantom: Twin SAM; Type: QD000P40CD; Serial: TP:1744
- Measurement SW: DASY52, Version 52.10 (4); SEMCAD X Version 14.6.14 (7501)

Body Bottom/LTE Band 2 50%RB Mid/Area Scan (71x91x1): Interpolated grid: dx=1.500 mm, dy=1.500 mm

Maximum value of SAR (interpolated) = 1.36 W/kg

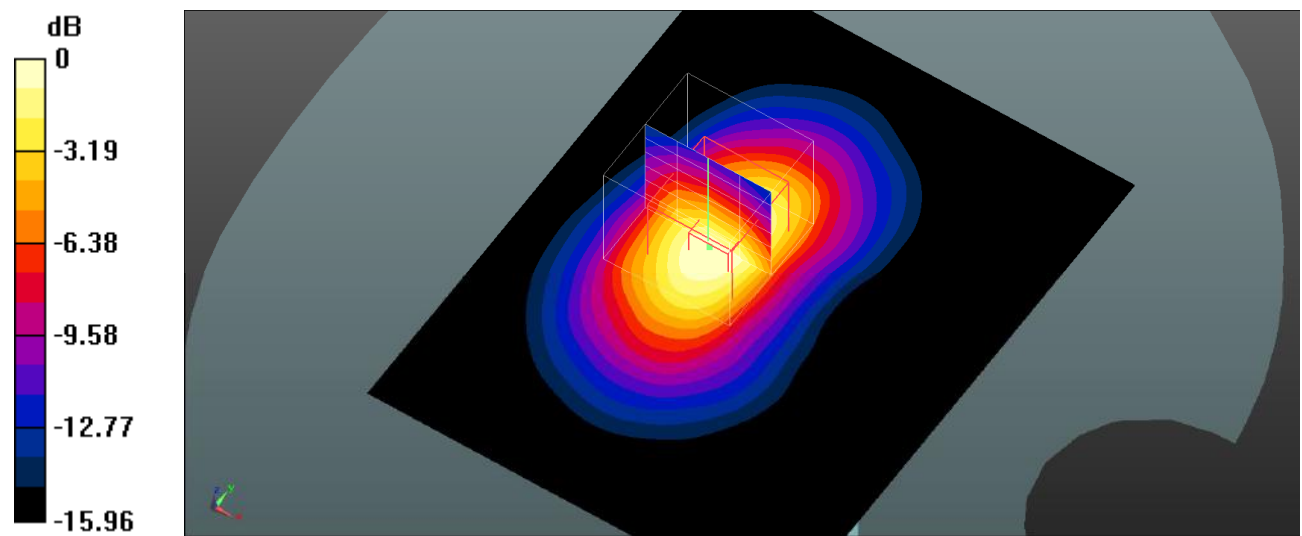
Body Bottom/LTE Band 2 50%RB Mid/Zoom Scan (5x5x7)/Cube 0: Measurement grid: dx=8mm, dy=8mm, dz=5mm

Reference Value = 17.65 V/m; Power Drift = 0.06 dB

Peak SAR (extrapolated) = 1.90 W/kg

SAR(1 g) = 0.983 W/kg; SAR(10 g) = 0.568 W/kg

Maximum value of SAR (measured) = 1.24 W/kg



0 dB = 1.24 W/kg = 0.93 dBW/kg

Plot 75#: LTE Band 2_50%RB_Body Bottom_High**DUT: MAX 2 ULTRA; Type: MAX 2 ULTRA; Serial: SZNS220126-03751E-SA-S1**

Communication System: UID 0, Generic FDD-LTE (0); Frequency: 1900 MHz; Duty Cycle: 1:1

Medium parameters used (interpolated): $f = 1900$ MHz; $\sigma = 1.426$ S/m; $\epsilon_r = 39.267$; $\rho = 1000$ kg/m³

Phantom section: Flat Section

DASY5 Configuration:

- Probe: EX3DV4- SN3619; ConvF(7.07, 7.07, 7.07); Calibrated: 2021/08/25
- Sensor-Surface: 4mm (Mechanical Surface Detection)
- Electronics: DAE4 Sn1211; Calibrated: 2022/03/01
- Phantom: Twin SAM; Type: QD000P40CD; Serial: TP:1744
- Measurement SW: DASY52, Version 52.10 (4); SEMCAD X Version 14.6.14 (7501)

Body Bottom/LTE Band 2 50%RB High/Area Scan (71x91x1): Interpolated grid: dx=1.500 mm, dy=1.500 mm

Maximum value of SAR (interpolated) = 1.36 W/kg

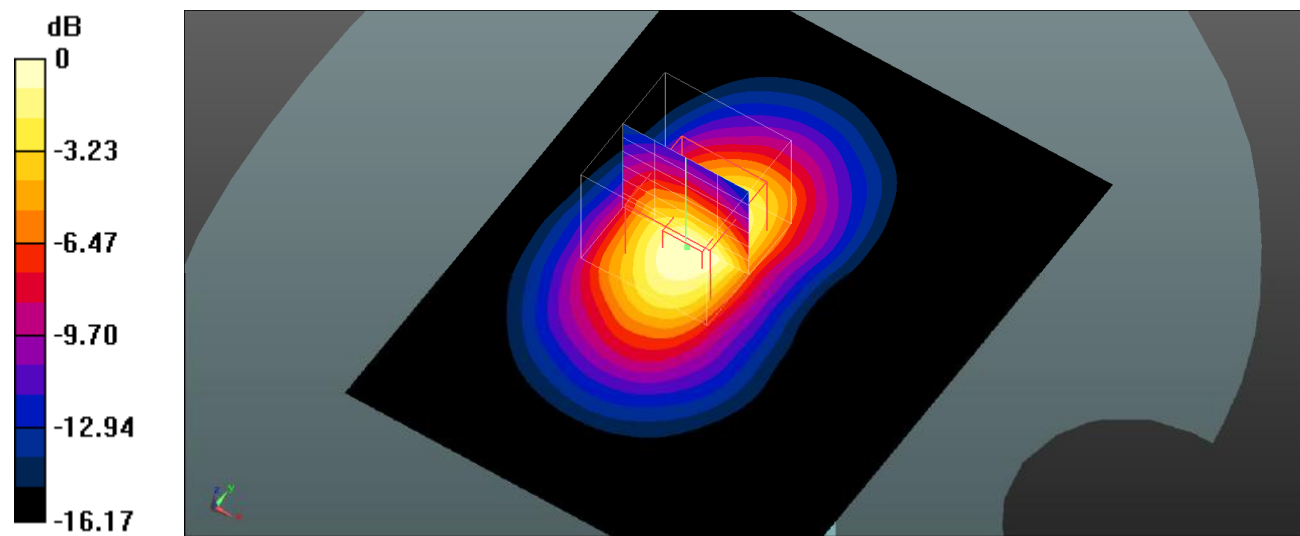
Body Bottom/LTE Band 2 50%RB High/Zoom Scan (5x5x7)/Cube 0: Measurement grid: dx=8mm, dy=8mm, dz=5mm

Reference Value = 17.76 V/m; Power Drift = 0.09 dB

Peak SAR (extrapolated) = 1.85 W/kg

SAR(1 g) = 0.991 W/kg; SAR(10 g) = 0.581 W/kg

Maximum value of SAR (measured) = 1.22 W/kg



0 dB = 1.22 W/kg = 0.86 dBW/kg

Plot 76#: LTE Band 2_100%RB_Body Bottom_Mid**DUT: MAX 2 ULTRA; Type: MAX 2 ULTRA; Serial: SZNS220126-03751E-SA-S1**

Communication System: UID 0, Generic FDD-LTE (0); Frequency: 1880 MHz; Duty Cycle: 1:1

Medium parameters used (interpolated): $f = 1880$ MHz; $\sigma = 1.411$ S/m; $\epsilon_r = 40.223$; $\rho = 1000$ kg/m³

Phantom section: Flat Section

DASY5 Configuration:

- Probe: EX3DV4- SN3619; ConvF(7.07, 7.07, 7.07); Calibrated: 2021/08/25
- Sensor-Surface: 4mm (Mechanical Surface Detection)
- Electronics: DAE4 Sn1211; Calibrated: 2022/03/01
- Phantom: Twin SAM; Type: QD000P40CD; Serial: TP:1744
- Measurement SW: DASY52, Version 52.10 (4); SEMCAD X Version 14.6.14 (7501)

Body Bottom/LTE Band 2 100%RB Mid/Area Scan (71x91x1): Interpolated grid: dx=1.500 mm, dy=1.500 mm

Maximum value of SAR (interpolated) = 1.33 W/kg

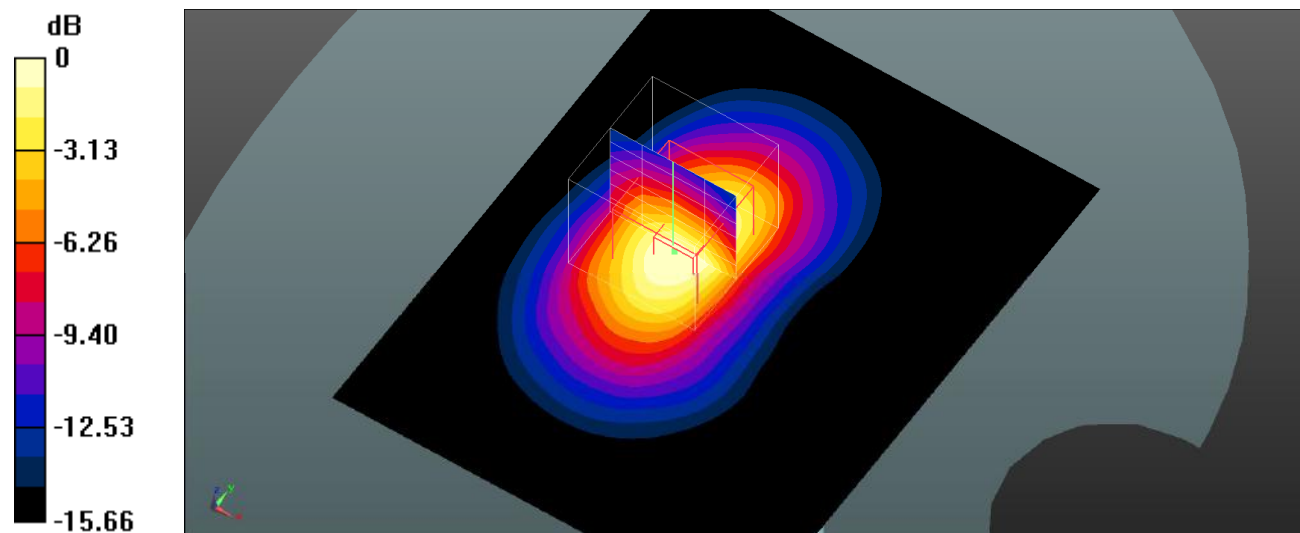
Body Bottom/LTE Band 2 100%RB Mid/Zoom Scan (5x5x7)/Cube 0: Measurement grid: dx=8mm, dy=8mm, dz=5mm

Reference Value = 17.77 V/m; Power Drift = 0.03 dB

Peak SAR (extrapolated) = 1.82 W/kg

SAR(1 g) = 0.979 W/kg; SAR(10 g) = 0.572 W/kg

Maximum value of SAR (measured) = 1.19 W/kg



0 dB = 1.19 W/kg = 0.76 dBW/kg

Plot 77#: LTE Band 4_1RB_Head Left Cheek_Mid**DUT: MAX 2 ULTRA; Type: MAX 2 ULTRA; Serial: SZNS220126-03751E-SA-S1**

Communication System: UID 0, Generic FDD-LTE (0); Frequency: 1732.5 MHz; Duty Cycle: 1:1

Medium parameters used (interpolated): $f = 1732.5$ MHz; $\sigma = 1.382$ S/m; $\epsilon_r = 39.792$; $\rho = 1000$ kg/m³

Phantom section: Left Section

DASY5 Configuration:

- Probe: EX3DV4- SN3619; ConvF(7.33, 7.33, 7.33); Calibrated: 2021/08/25
- Sensor-Surface: 4mm (Mechanical Surface Detection)
- Electronics: DAE4 Sn1211; Calibrated: 2022/03/01
- Phantom: Twin SAM; Type: QD000P40CD; Serial: TP:1744
- Measurement SW: DASY52, Version 52.10 (4); SEMCAD X Version 14.6.14 (7501)

Head Left Cheek/LTE Band 4 1RB Mid/Area Scan (71x91x1): Interpolated grid: dx=1.500 mm, dy=1.500 mm
 Maximum value of SAR (interpolated) = 0.245 W/kg

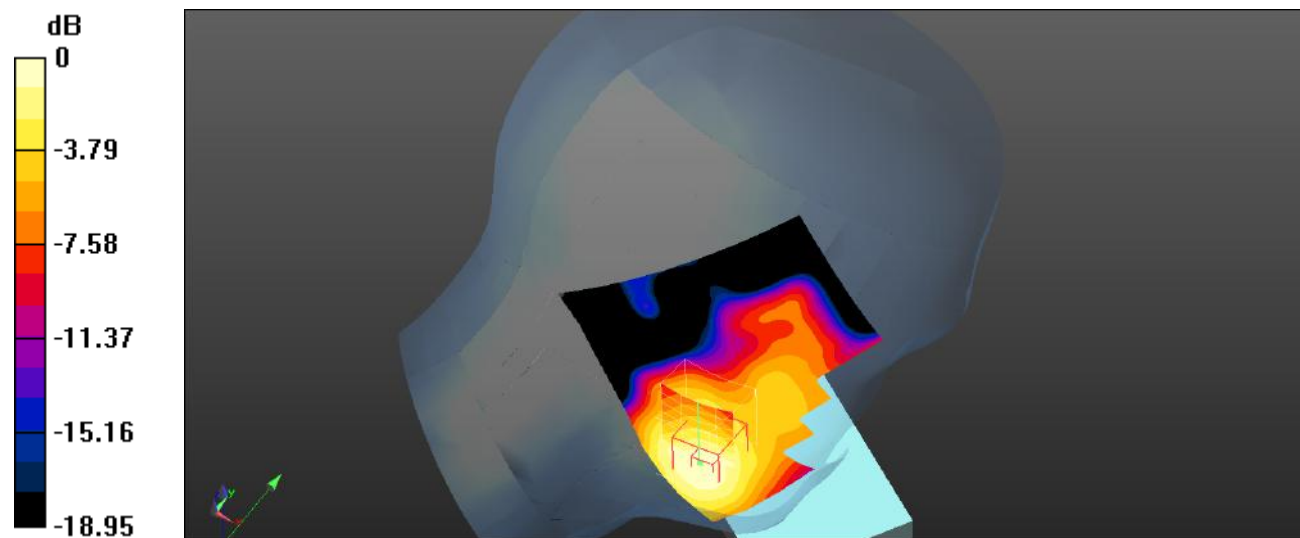
Head Left Cheek/LTE Band 4 1RB Mid/Zoom Scan (5x5x7)/Cube 0: Measurement grid: dx=8mm, dy=8mm, dz=5mm

Reference Value = 4.170 V/m; Power Drift = -0.09 dB

Peak SAR (extrapolated) = 0.311 W/kg

SAR(1 g) = 0.244 W/kg; SAR(10 g) = 0.171 W/kg

Maximum value of SAR (measured) = 0.254 W/kg



0 dB = 0.254 W/kg = -5.95 dBW/kg

Plot 78#: LTE Band 4_50%RB_Head Left Cheek_Mid**DUT: MAX 2 ULTRA; Type: MAX 2 ULTRA; Serial: SZNS220126-03751E-SA-S1**

Communication System: UID 0, Generic FDD-LTE (0); Frequency: 1732.5 MHz; Duty Cycle: 1:1

Medium parameters used (interpolated): $f = 1732.5$ MHz; $\sigma = 1.382$ S/m; $\epsilon_r = 39.792$; $\rho = 1000$ kg/m³

Phantom section: Left Section

DASY5 Configuration:

- Probe: EX3DV4- SN3619; ConvF(7.33, 7.33, 7.33); Calibrated: 2021/08/25
- Sensor-Surface: 4mm (Mechanical Surface Detection)
- Electronics: DAE4 Sn1211; Calibrated: 2022/03/01
- Phantom: Twin SAM; Type: QD000P40CD; Serial: TP:1744
- Measurement SW: DASY52, Version 52.10 (4); SEMCAD X Version 14.6.14 (7501)

Head Left Cheek/LTE Band 4 50%RB Mid/Area Scan (71x91x1): Interpolated grid: dx=1.500 mm, dy=1.500 mm

Maximum value of SAR (interpolated) = 0.152 W/kg

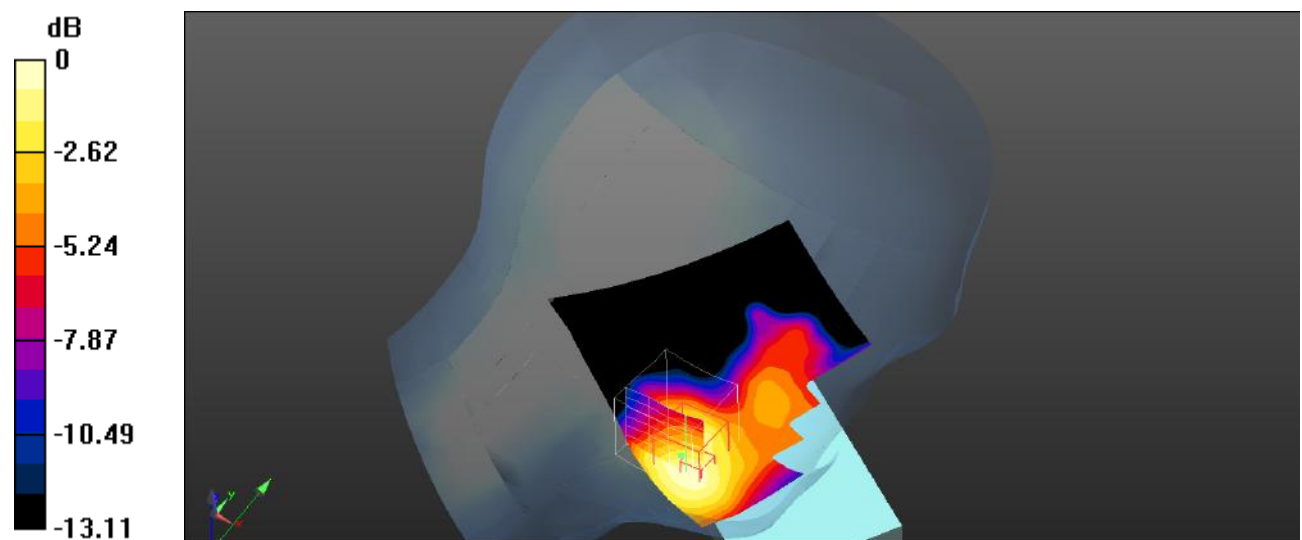
Head Left Cheek/LTE Band 4 50%RB Mid/Zoom Scan (5x5x7)/Cube 0: Measurement grid: dx=8mm, dy=8mm, dz=5mm

Reference Value = 3.098 V/m; Power Drift = -0.08 dB

Peak SAR (extrapolated) = 0.202 W/kg

SAR(1 g) = 0.156 W/kg; SAR(10 g) = 0.106 W/kg

Maximum value of SAR (measured) = 0.158 W/kg



0 dB = 0.158 W/kg = -8.01 dBW/kg

Plot 79#: LTE Band 4_1RB_Head Left Tilt_Mid**DUT: MAX 2 ULTRA; Type: MAX 2 ULTRA; Serial: SZNS220126-03751E-SA-S1**

Communication System: UID 0, Generic FDD-LTE (0); Frequency: 1732.5 MHz; Duty Cycle: 1:1

Medium parameters used (interpolated): $f = 1732.5$ MHz; $\sigma = 1.382$ S/m; $\epsilon_r = 39.792$; $\rho = 1000$ kg/m³

Phantom section: Left Section

DASY5 Configuration:

- Probe: EX3DV4- SN3619; ConvF(7.33, 7.33, 7.33); Calibrated: 2021/08/25
- Sensor-Surface: 4mm (Mechanical Surface Detection)
- Electronics: DAE4 Sn1211; Calibrated: 2022/03/01
- Phantom: Twin SAM; Type: QD000P40CD; Serial: TP:1744
- Measurement SW: DASY52, Version 52.10 (4); SEMCAD X Version 14.6.14 (7501)

Head Left Tilt/LTE Band 4 1RB Mid/Area Scan (71x91x1): Interpolated grid: dx=1.500 mm, dy=1.500 mm

Maximum value of SAR (interpolated) = 0.0682 W/kg

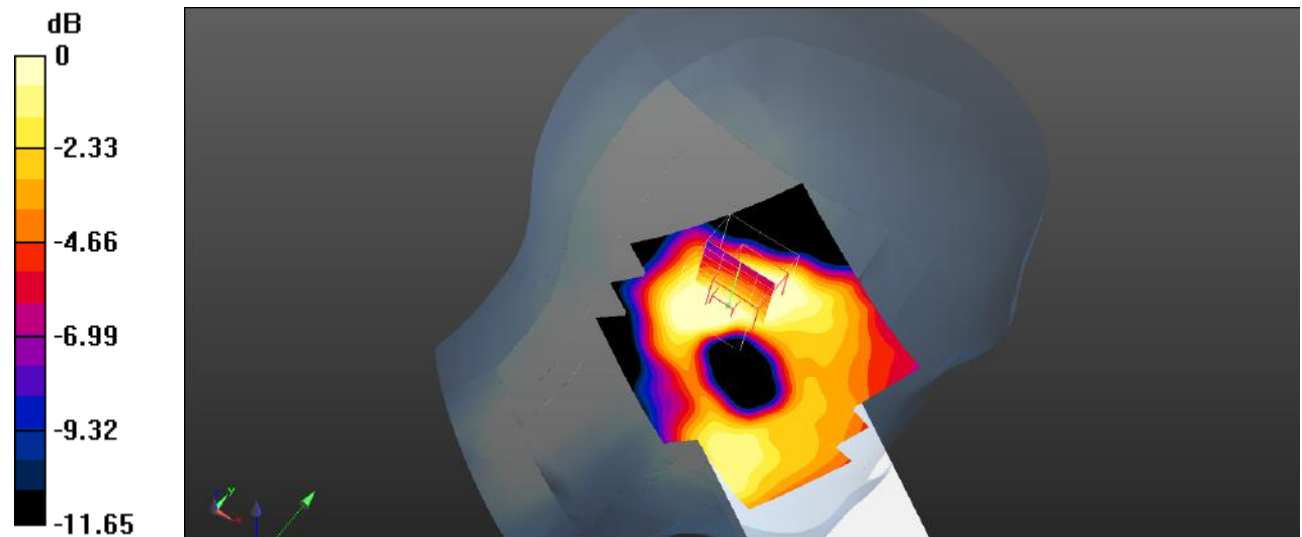
Head Left Tilt/LTE Band 4 1RB Mid/Zoom Scan (5x5x7)/Cube 0: Measurement grid: dx=8mm, dy=8mm, dz=5mm

Reference Value = 6.703 V/m; Power Drift = -0.08 dB

Peak SAR (extrapolated) = 0.0740 W/kg

SAR(1 g) = 0.049 W/kg; SAR(10 g) = 0.034 W/kg

Maximum value of SAR (measured) = 0.0516 W/kg



Plot 80#: LTE Band 4_50%RB_Head Left Tilt_Mid**DUT: MAX 2 ULTRA; Type: MAX 2 ULTRA; Serial: SZNS220126-03751E-SA-S1**

Communication System: UID 0, Generic FDD-LTE (0); Frequency: 1732.5 MHz; Duty Cycle: 1:1

Medium parameters used (interpolated): $f = 1732.5$ MHz; $\sigma = 1.382$ S/m; $\epsilon_r = 39.792$; $\rho = 1000$ kg/m³

Phantom section: Left Section

DASY5 Configuration:

- Probe: EX3DV4- SN3619; ConvF(7.33, 7.33, 7.33); Calibrated: 2021/08/25
- Sensor-Surface: 4mm (Mechanical Surface Detection)
- Electronics: DAE4 Sn1211; Calibrated: 2022/03/01
- Phantom: Twin SAM; Type: QD000P40CD; Serial: TP:1744
- Measurement SW: DASY52, Version 52.10 (4); SEMCAD X Version 14.6.14 (7501)

Head Left Tilt/LTE Band 4 50%RB Mid/Area Scan (71x91x1): Interpolated grid: dx=1.500 mm, dy=1.500 mm

Maximum value of SAR (interpolated) = 0.0683 W/kg


Head Left Tilt/LTE Band 4 50%RB Mid/Zoom Scan (5x5x7)/Cube 0: Measurement grid: dx=8mm, dy=8mm, dz=5mm

Reference Value = 5.507 V/m; Power Drift = -0.11 dB

Peak SAR (extrapolated) = 0.0520 W/kg

SAR(1 g) = 0.034 W/kg; SAR(10 g) = 0.021 W/kg

Maximum value of SAR (measured) = 0.0355 W/kg



0 dB = 0.0355 W/kg = -14.50 dBW/kg

Plot 81#: LTE Band 4_1RB_Head Right Cheek_Mid**DUT: MAX 2 ULTRA; Type: MAX 2 ULTRA; Serial: SZNS220126-03751E-SA-S1**

Communication System: UID 0, Generic FDD-LTE (0); Frequency: 1732.5 MHz; Duty Cycle: 1:1

Medium parameters used (interpolated): $f = 1732.5$ MHz; $\sigma = 1.382$ S/m; $\epsilon_r = 39.792$; $\rho = 1000$ kg/m³

Phantom section: Right Section

DASY5 Configuration:

- Probe: EX3DV4- SN3619; ConvF(7.33, 7.33, 7.33); Calibrated: 2021/08/25
- Sensor-Surface: 4mm (Mechanical Surface Detection)
- Electronics: DAE4 Sn1211; Calibrated: 2022/03/01
- Phantom: Twin SAM; Type: QD000P40CD; Serial: TP:1744
- Measurement SW: DASY52, Version 52.10 (4); SEMCAD X Version 14.6.14 (7501)

Head Right Cheek/LTE Band 4 1RB Mid/Area Scan (71x91x1): Interpolated grid: dx=1.500 mm, dy=1.500 mm

Maximum value of SAR (interpolated) = 0.148 W/kg

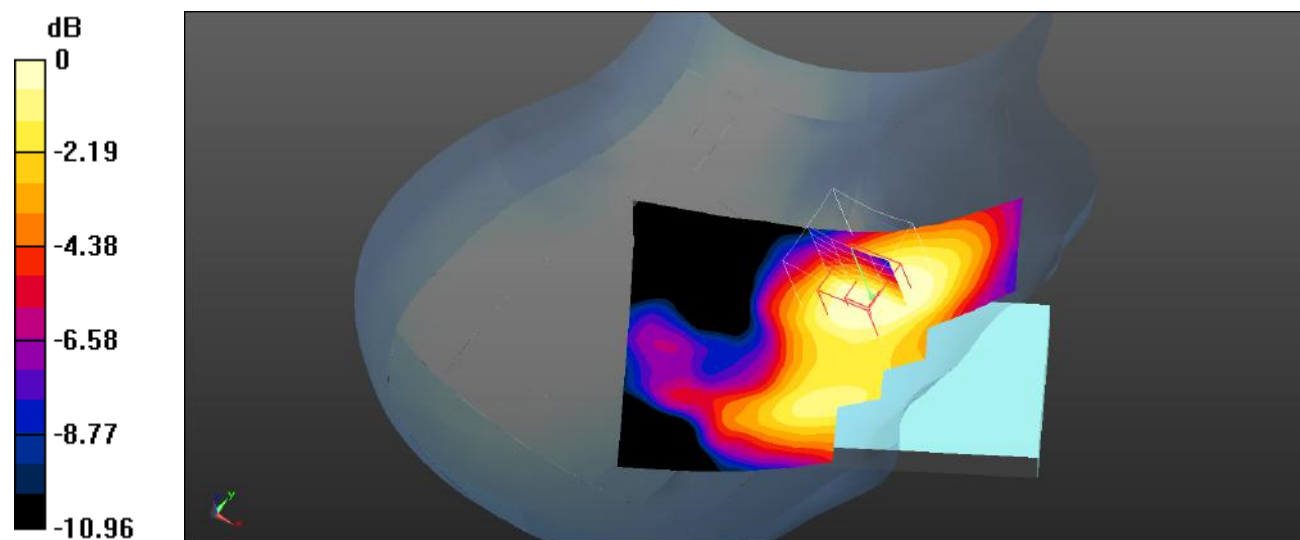
Head Right Cheek/LTE Band 4 1RB Mid/Zoom Scan (5x5x7)/Cube 0: Measurement grid: dx=8mm, dy=8mm, dz=5mm

Reference Value = 4.684 V/m; Power Drift = -0.06 dB

Peak SAR (extrapolated) = 0.162 W/kg

SAR(1 g) = 0.126 W/kg; SAR(10 g) = 0.090 W/kg

Maximum value of SAR (measured) = 0.130 W/kg



Plot 82#: LTE Band 4_50%RB_Head Right Cheek_Mid**DUT: MAX 2 ULTRA; Type: MAX 2 ULTRA; Serial: SZNS220126-03751E-SA-S1**

Communication System: UID 0, Generic FDD-LTE (0); Frequency: 1732.5 MHz; Duty Cycle: 1:1

Medium parameters used (interpolated): $f = 1732.5$ MHz; $\sigma = 1.382$ S/m; $\epsilon_r = 39.792$; $\rho = 1000$ kg/m³

Phantom section: Right Section

DASY5 Configuration:

- Probe: EX3DV4- SN3619; ConvF(7.33, 7.33, 7.33); Calibrated: 2021/08/25
- Sensor-Surface: 4mm (Mechanical Surface Detection)
- Electronics: DAE4 Sn1211; Calibrated: 2022/03/01
- Phantom: Twin SAM; Type: QD000P40CD; Serial: TP:1744
- Measurement SW: DASY52, Version 52.10 (4); SEMCAD X Version 14.6.14 (7501)

Head Right Cheek/LTE Band 4 50%RB Mid/Area Scan (71x91x1): Interpolated grid: dx=1.500 mm, dy=1.500 mm

Maximum value of SAR (interpolated) = 0.121 W/kg

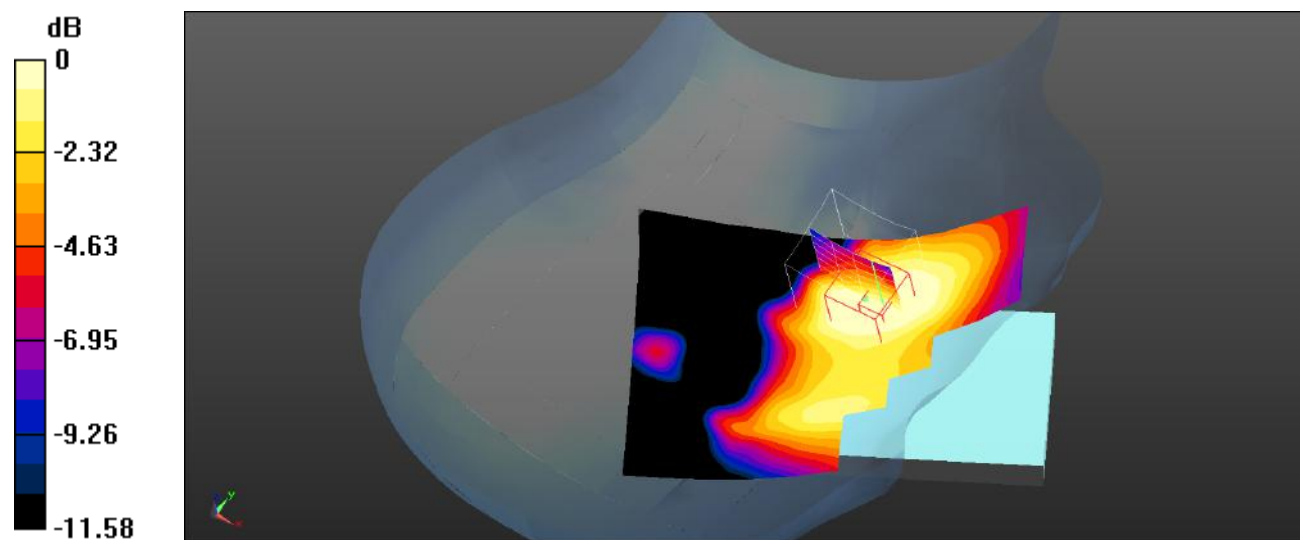
Head Right Cheek/LTE Band 4 50%RB Mid/Zoom Scan (5x5x7)/Cube 0: Measurement grid: dx=8mm, dy=8mm, dz=5mm

Reference Value = 3.182 V/m; Power Drift = -0.07 dB

Peak SAR (extrapolated) = 0.129 W/kg

SAR(1 g) = 0.099 W/kg; SAR(10 g) = 0.070 W/kg

Maximum value of SAR (measured) = 0.103 W/kg



0 dB = 0.103 W/kg = -9.87 dBW/kg

Plot 83#: LTE Band 4_1RB_Head Right Tilt_Mid**DUT: MAX 2 ULTRA; Type: MAX 2 ULTRA; Serial: SZNS220126-03751E-SA-S1**

Communication System: UID 0, Generic FDD-LTE (0); Frequency: 1732.5 MHz; Duty Cycle: 1:1

Medium parameters used (interpolated): $f = 1732.5$ MHz; $\sigma = 1.382$ S/m; $\epsilon_r = 39.792$; $\rho = 1000$ kg/m³

Phantom section: Right Section

DASY5 Configuration:

- Probe: EX3DV4- SN3619; ConvF(7.33, 7.33, 7.33); Calibrated: 2021/08/25
- Sensor-Surface: 4mm (Mechanical Surface Detection)
- Electronics: DAE4 Sn1211; Calibrated: 2022/03/01
- Phantom: Twin SAM; Type: QD000P40CD; Serial: TP:1744
- Measurement SW: DASY52, Version 52.10 (4); SEMCAD X Version 14.6.14 (7501)

Head Right Tilt/LTE Band 4 1RB Mid/Area Scan (71x91x1): Interpolated grid: dx=1.500 mm, dy=1.500 mm

Maximum value of SAR (interpolated) = 0.124 W/kg

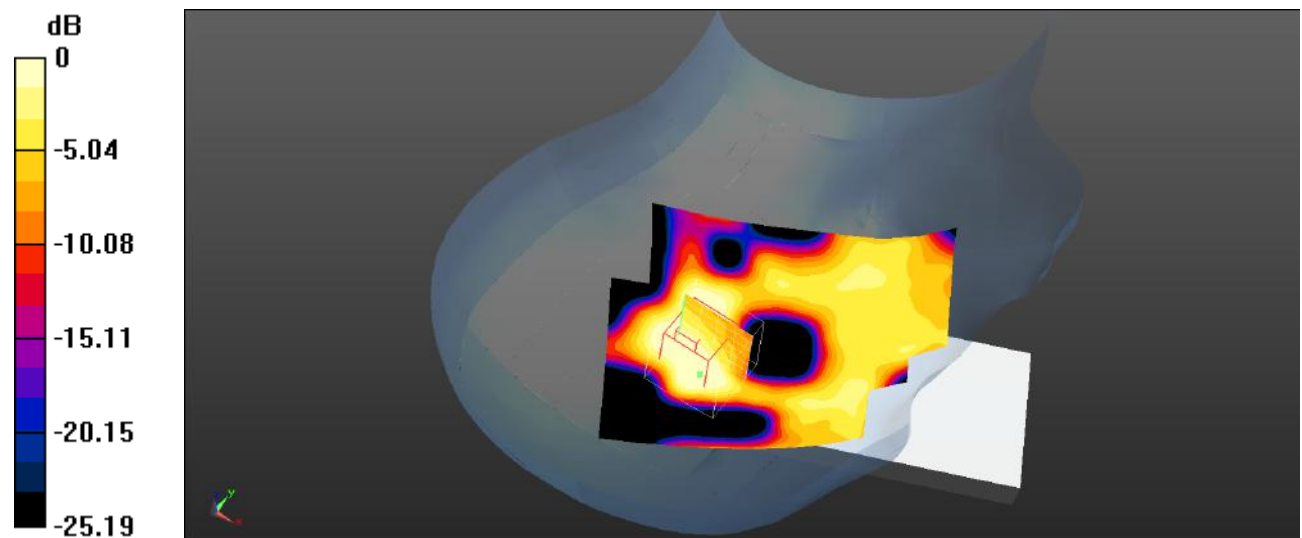
Head Right Tilt/LTE Band 4 1RB Mid/Zoom Scan (5x5x7)/Cube 0: Measurement grid: dx=8mm, dy=8mm, dz=5mm

Reference Value = 6.452 V/m; Power Drift = 0.02 dB

Peak SAR (extrapolated) = 0.128 W/kg

SAR(1 g) = 0.057 W/kg; SAR(10 g) = 0.034 W/kg

Maximum value of SAR (measured) = 0.0584 W/kg



0 dB = 0.0584 W/kg = -12.34 dBW/kg

Plot 84#: LTE Band 4_50%RB_Head Right Tilt_Mid**DUT: MAX 2 ULTRA; Type: MAX 2 ULTRA; Serial: SZNS220126-03751E-SA-S1**

Communication System: UID 0, Generic FDD-LTE (0); Frequency: 1732.5 MHz;Duty Cycle: 1:1

Medium parameters used (interpolated): $f = 1732.5$ MHz; $\sigma = 1.382$ S/m; $\epsilon_r = 39.792$; $\rho = 1000$ kg/m³

Phantom section: Right Section

DASY5 Configuration:

- Probe: EX3DV4- SN3619; ConvF(7.33, 7.33, 7.33); Calibrated: 2021/08/25
- Sensor-Surface: 4mm (Mechanical Surface Detection)
- Electronics: DAE4 Sn1211; Calibrated: 2022/03/01
- Phantom: Twin SAM; Type: QD000P40CD; Serial: TP:1744
- Measurement SW: DASY52, Version 52.10 (4); SEMCAD X Version 14.6.14 (7501)

Head Right Tilt/LTE Band 4 50%RB Mid/Area Scan (71x91x1): Interpolated grid: dx=1.500 mm, dy=1.500 mm

Maximum value of SAR (interpolated) = 0.0764 W/kg

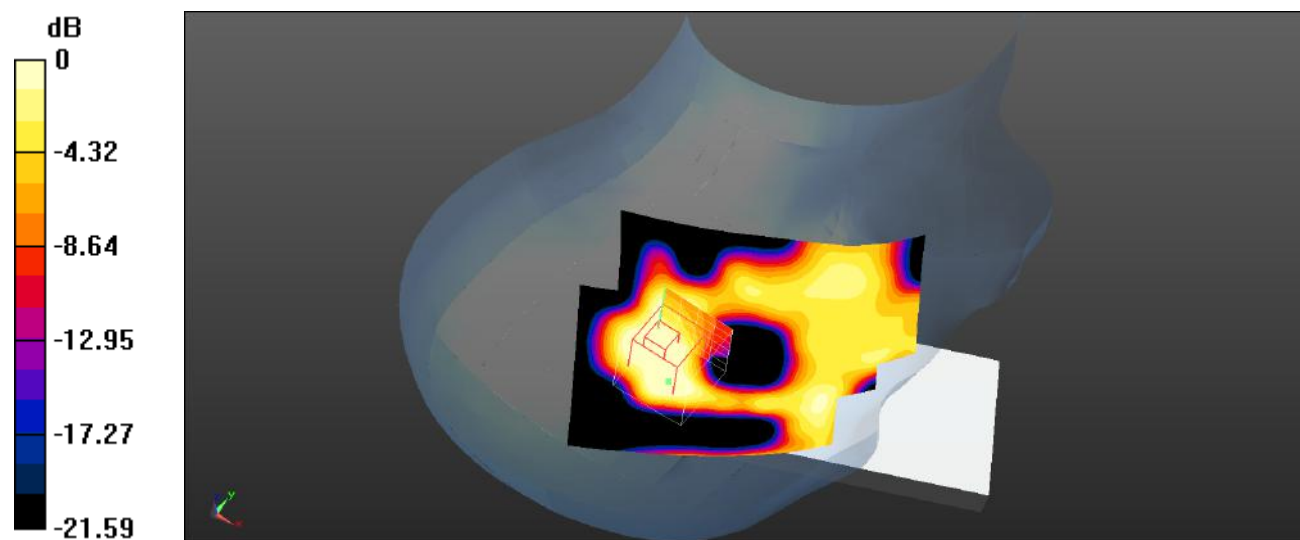
Head Right Tilt/LTE Band 4 50%RB Mid/Zoom Scan (5x5x7)/Cube 0: Measurement grid: dx=8mm, dy=8mm, dz=5mm

Reference Value = 5.274 V/m; Power Drift = 0.02 dB

Peak SAR (extrapolated) = 0.0620 W/kg

SAR(1 g) = 0.040 W/kg; SAR(10 g) = 0.024 W/kg

Maximum value of SAR (measured) = 0.0421 W/kg



0 dB = 0.0421 W/kg = -13.76 dBW/kg

Plot 85#: LTE Band 4_1RB_Body Front_Mid**DUT: MAX 2 ULTRA; Type: MAX 2 ULTRA; Serial: SZNS220126-03751E-SA-S1**

Communication System: UID 0, Generic FDD-LTE (0); Frequency: 1732.5 MHz; Duty Cycle: 1:1

Medium parameters used (interpolated): $f = 1732.5$ MHz; $\sigma = 1.382$ S/m; $\epsilon_r = 39.792$; $\rho = 1000$ kg/m³

Phantom section: Flat Section

DASY5 Configuration:

- Probe: EX3DV4- SN3619; ConvF(7.33, 7.33, 7.33); Calibrated: 2021/08/25
- Sensor-Surface: 4mm (Mechanical Surface Detection)
- Electronics: DAE4 Sn1211; Calibrated: 2022/03/01
- Phantom: Twin SAM; Type: QD000P40CD; Serial: TP:1744
- Measurement SW: DASY52, Version 52.10 (4); SEMCAD X Version 14.6.14 (7501)

Body Front/LTE Band 4 1RB Mid/Area Scan (71x91x1): Interpolated grid: dx=1.500 mm, dy=1.500 mm

Maximum value of SAR (interpolated) = 0.637 W/kg

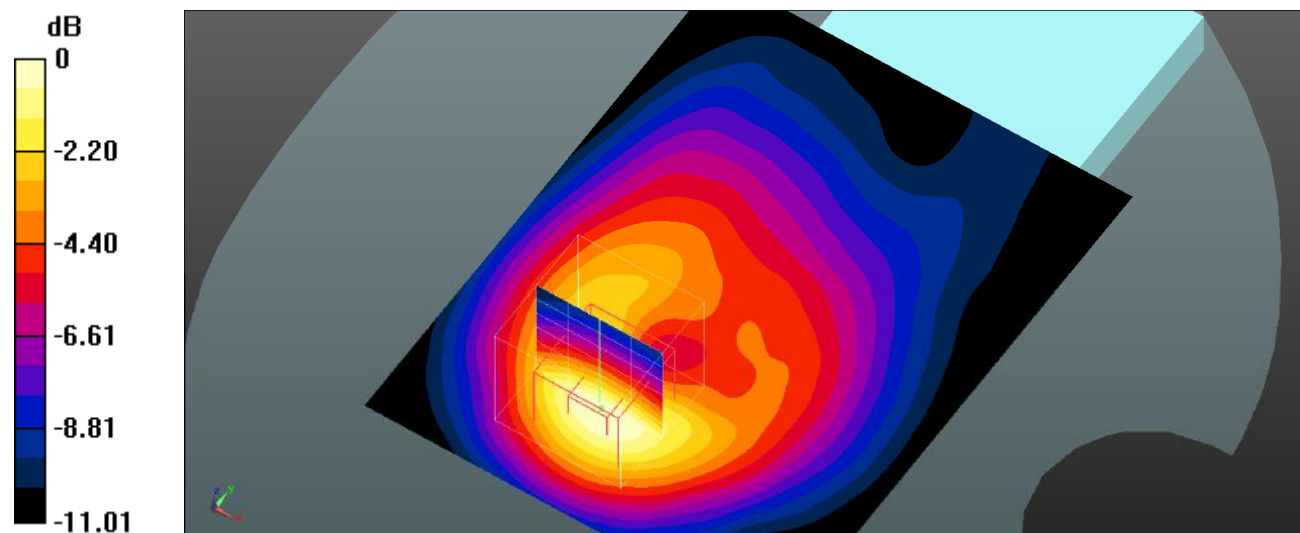
Body Front/LTE Band 4 1RB Mid/Zoom Scan (5x5x7)/Cube 0: Measurement grid: dx=8mm, dy=8mm, dz=5mm

Reference Value = 13.52 V/m; Power Drift = -0.07 dB

Peak SAR (extrapolated) = 0.886 W/kg

SAR(1 g) = 0.592 W/kg; SAR(10 g) = 0.356 W/kg

Maximum value of SAR (measured) = 0.646 W/kg



0 dB = 0.646 W/kg = -1.90 dBW/kg

Plot 86#: LTE Band 4_50%RB_Body Front_Mid**DUT: MAX 2 ULTRA; Type: MAX 2 ULTRA; Serial: SZNS220126-03751E-SA-S1**

Communication System: UID 0, Generic FDD-LTE (0); Frequency: 1732.5 MHz; Duty Cycle: 1:1

Medium parameters used (interpolated): $f = 1732.5$ MHz; $\sigma = 1.382$ S/m; $\epsilon_r = 39.792$; $\rho = 1000$ kg/m³

Phantom section: Flat Section

DASY5 Configuration:

- Probe: EX3DV4- SN3619; ConvF(7.33, 7.33, 7.33); Calibrated: 2021/08/25
- Sensor-Surface: 4mm (Mechanical Surface Detection)
- Electronics: DAE4 Sn1211; Calibrated: 2022/03/01
- Phantom: Twin SAM; Type: QD000P40CD; Serial: TP:1744
- Measurement SW: DASY52, Version 52.10 (4); SEMCAD X Version 14.6.14 (7501)

Body Front/LTE Band 4 50%RB Mid/Area Scan (71x91x1): Interpolated grid: dx=1.500 mm, dy=1.500 mm

Maximum value of SAR (interpolated) = 0.502 W/kg

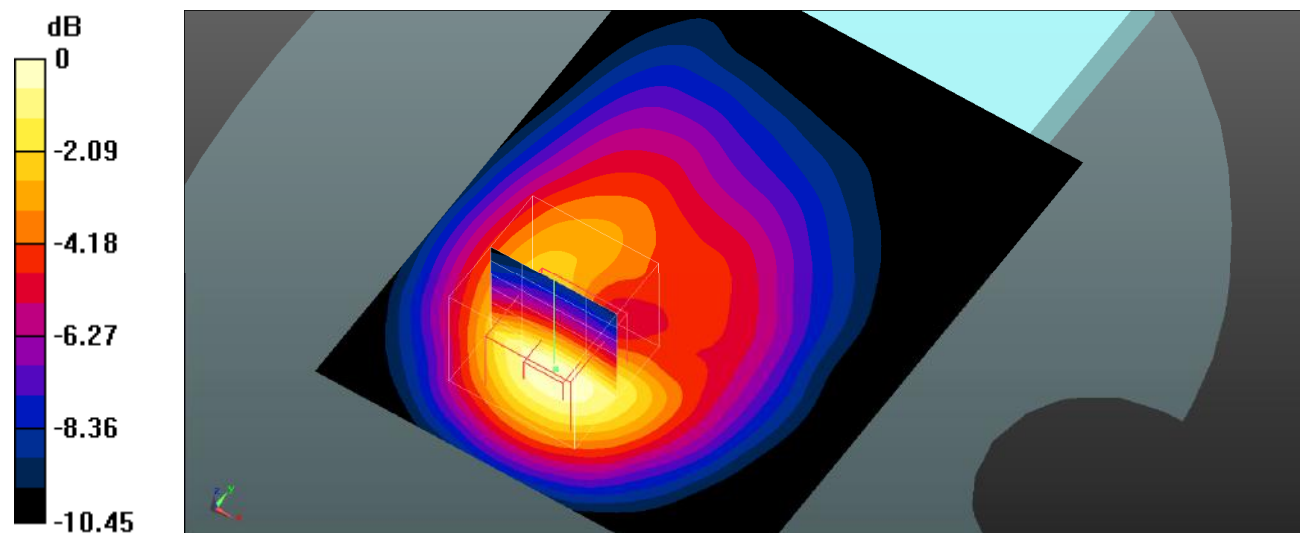
Body Front/LTE Band 4 50%RB Mid/Zoom Scan (5x5x7)/Cube 0: Measurement grid: dx=8mm, dy=8mm, dz=5mm

Reference Value = 11.74 V/m; Power Drift = 0.04 dB

Peak SAR (extrapolated) = 0.722 W/kg

SAR(1 g) = 0.483 W/kg; SAR(10 g) = 0.291 W/kg

Maximum value of SAR (measured) = 0.520 W/kg



0 dB = 0.520 W/kg = -2.84 dBW/kg

Plot 87#: LTE Band 4_1RB_Body Back_Low**DUT: MAX 2 ULTRA; Type: MAX 2 ULTRA; Serial: SZNS220126-03751E-SA-S1**

Communication System: UID 0, Generic FDD-LTE (0); Frequency: 1720 MHz; Duty Cycle: 1:1

Medium parameters used (interpolated): $f = 1720$ MHz; $\sigma = 1.372$ S/m; $\epsilon_r = 40.998$; $\rho = 1000$ kg/m³

Phantom section: Flat Section

DASY5 Configuration:

- Probe: EX3DV4- SN3619; ConvF(7.33, 7.33, 7.33); Calibrated: 2021/08/25
- Sensor-Surface: 4mm (Mechanical Surface Detection)
- Electronics: DAE4 Sn1211; Calibrated: 2022/03/01
- Phantom: Twin SAM; Type: QD000P40CD; Serial: TP:1744
- Measurement SW: DASY52, Version 52.10 (4); SEMCAD X Version 14.6.14 (7501)

Body Back/LTE Band 4 1RB Low/Area Scan (71x91x1): Interpolated grid: dx=1.500 mm, dy=1.500 mm

Maximum value of SAR (interpolated) = 0.956 W/kg

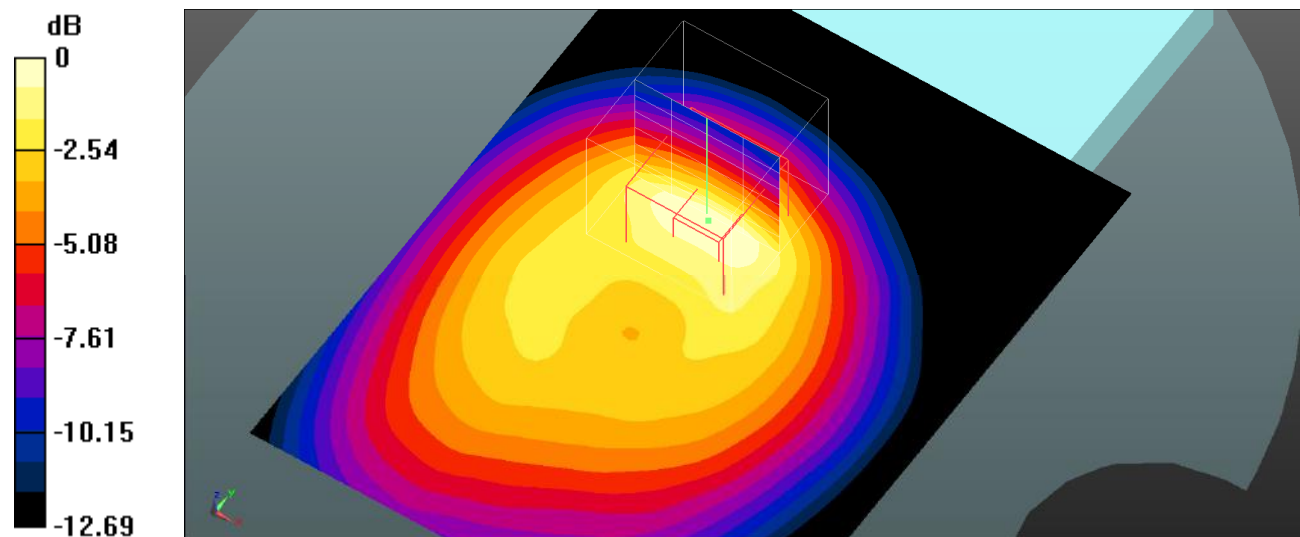
Body Back/LTE Band 4 1RB Low/Zoom Scan (5x5x7)/Cube 0: Measurement grid: dx=8mm, dy=8mm, dz=5mm

Reference Value = 19.54 V/m; Power Drift = -0.10 dB

Peak SAR (extrapolated) = 1.29 W/kg

SAR(1 g) = 0.868 W/kg; SAR(10 g) = 0.522 W/kg

Maximum value of SAR (measured) = 0.918 W/kg



Plot 88#: LTE Band 4_1RB_Body Back_Mid**DUT: MAX 2 ULTRA; Type: MAX 2 ULTRA; Serial: SZNS220126-03751E-SA-S1**

Communication System: UID 0, Generic FDD-LTE (0); Frequency: 1732.5 MHz; Duty Cycle: 1:1

Medium parameters used (interpolated): $f = 1732.5$ MHz; $\sigma = 1.382$ S/m; $\epsilon_r = 39.792$; $\rho = 1000$ kg/m³

Phantom section: Flat Section

DASY5 Configuration:

- Probe: EX3DV4- SN3619; ConvF(7.33, 7.33, 7.33); Calibrated: 2021/08/25
- Sensor-Surface: 4mm (Mechanical Surface Detection)
- Electronics: DAE4 Sn1211; Calibrated: 2022/03/01
- Phantom: Twin SAM; Type: QD000P40CD; Serial: TP:1744
- Measurement SW: DASY52, Version 52.10 (4); SEMCAD X Version 14.6.14 (7501)

Body Back/LTE Band 4 1RB Mid/Area Scan (71x91x1): Interpolated grid: dx=1.500 mm, dy=1.500 mm

Maximum value of SAR (interpolated) = 0.975 W/kg

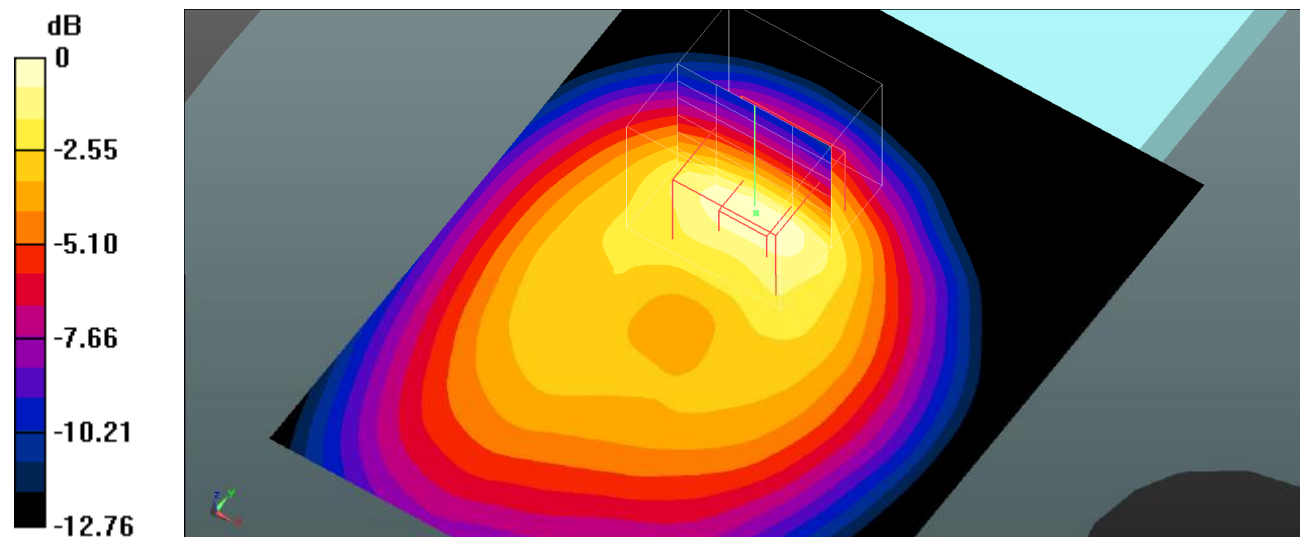
Body Back/LTE Band 4 1RB Mid/Zoom Scan (5x5x7)/Cube 0: Measurement grid: dx=8mm, dy=8mm, dz=5mm

Reference Value = 19.47 V/m; Power Drift = -0.16 dB

Peak SAR (extrapolated) = 1.35 W/kg

SAR(1 g) = 0.915 W/kg; SAR(10 g) = 0.551 W/kg

Maximum value of SAR (measured) = 0.972 W/kg



Plot 89#: LTE Band 4_1RB_Body Back_High**DUT: MAX 2 ULTRA; Type: MAX 2 ULTRA; Serial: SZNS220126-03751E-SA-S1**

Communication System: UID 0, Generic FDD-LTE (0); Frequency: 1745 MHz; Duty Cycle: 1:1

Medium parameters used (interpolated): $f = 1745$ MHz; $\sigma = 1.385$ S/m; $\epsilon_r = 39.725$; $\rho = 1000$ kg/m³

Phantom section: Flat Section

DASY5 Configuration:

- Probe: EX3DV4- SN3619; ConvF(7.33, 7.33, 7.33); Calibrated: 2021/08/25
- Sensor-Surface: 4mm (Mechanical Surface Detection)
- Electronics: DAE4 Sn1211; Calibrated: 2022/03/01
- Phantom: Twin SAM; Type: QD000P40CD; Serial: TP:1744
- Measurement SW: DASY52, Version 52.10 (4); SEMCAD X Version 14.6.14 (7501)

Body Back/LTE Band 4 1RB High/Area Scan (71x91x1): Interpolated grid: dx=1.500 mm, dy=1.500 mm

Maximum value of SAR (interpolated) = 0.862 W/kg

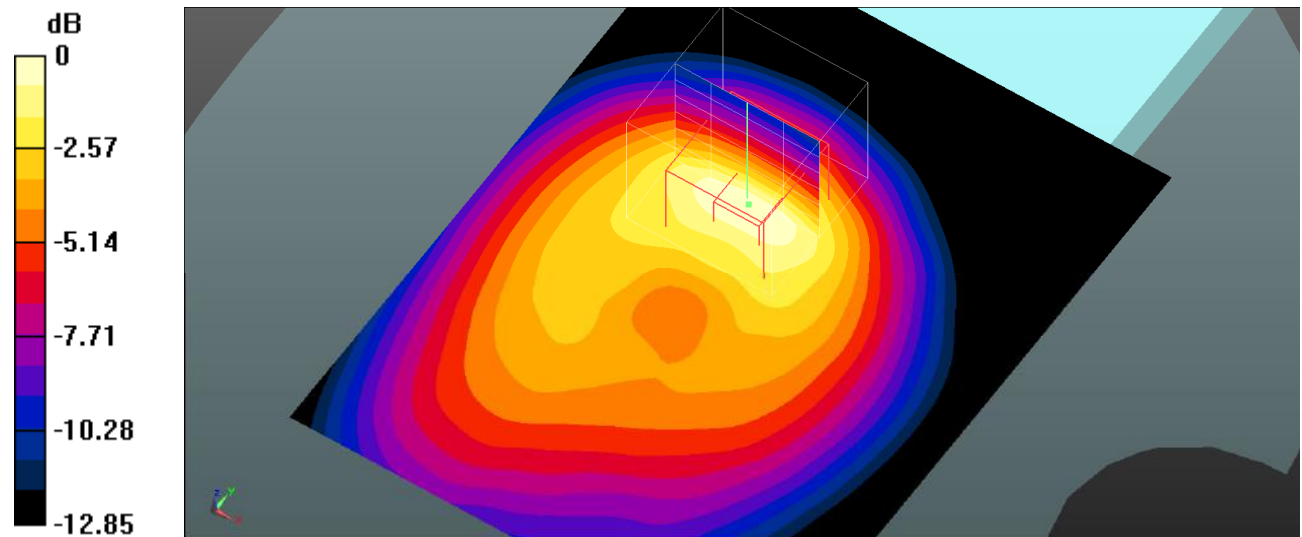
Body Back/LTE Band 4 1RB High/Zoom Scan (5x5x7)/Cube 0: Measurement grid: dx=8mm, dy=8mm, dz=5mm

Reference Value = 16.47 V/m; Power Drift = -0.10 dB

Peak SAR (extrapolated) = 1.20 W/kg

SAR(1 g) = 0.794 W/kg; SAR(10 g) = 0.468 W/kg

Maximum value of SAR (measured) = 0.843 W/kg



0 dB = 0.843 W/kg = -0.74 dBW/kg

Plot 90#: LTE Band 4_50%RB_Body Back_Mid**DUT: MAX 2 ULTRA; Type: MAX 2 ULTRA; Serial: SZNS220126-03751E-SA-S1**

Communication System: UID 0, Generic FDD-LTE (0); Frequency: 1732.5 MHz; Duty Cycle: 1:1

Medium parameters used (interpolated): $f = 1732.5$ MHz; $\sigma = 1.382$ S/m; $\epsilon_r = 39.792$; $\rho = 1000$ kg/m³

Phantom section: Flat Section

DASY5 Configuration:

- Probe: EX3DV4- SN3619; ConvF(7.33, 7.33, 7.33); Calibrated: 2021/08/25
- Sensor-Surface: 4mm (Mechanical Surface Detection)
- Electronics: DAE4 Sn1211; Calibrated: 2022/03/01
- Phantom: Twin SAM; Type: QD000P40CD; Serial: TP:1744
- Measurement SW: DASY52, Version 52.10 (4); SEMCAD X Version 14.6.14 (7501)

Body Back/LTE Band 4 50%RB Mid/Area Scan (71x91x1): Interpolated grid: dx=1.500 mm, dy=1.500 mm

Maximum value of SAR (interpolated) = 0.669 W/kg

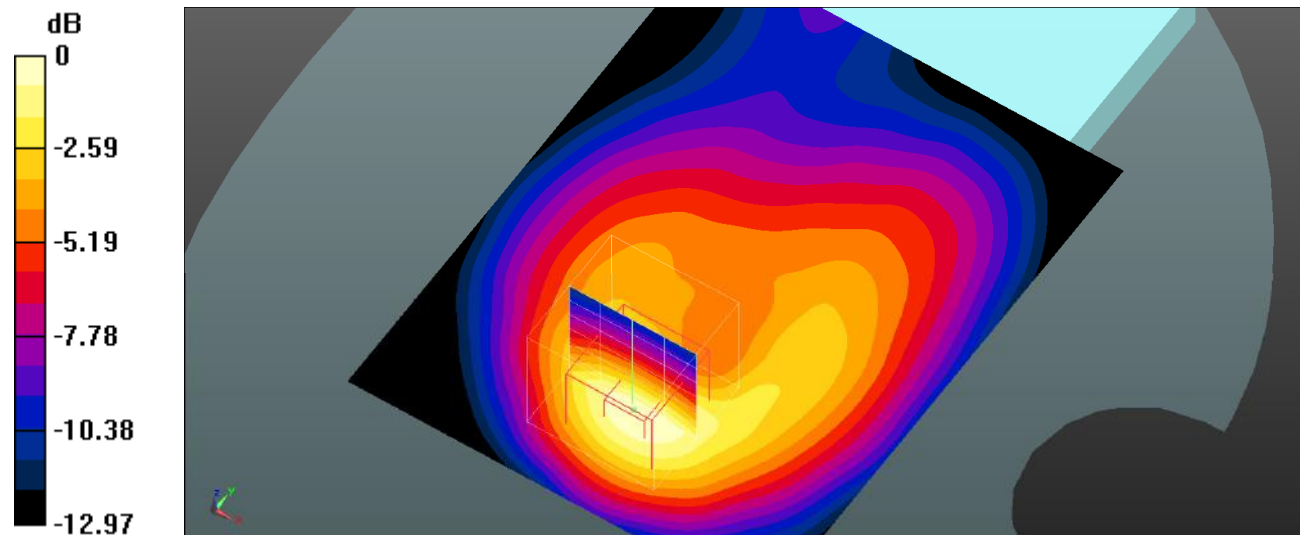
Body Back/LTE Band 4 50%RB Mid/Zoom Scan (5x5x7)/Cube 0: Measurement grid: dx=8mm, dy=8mm, dz=5mm

Reference Value = 13.46 V/m; Power Drift = -0.16 dB

Peak SAR (extrapolated) = 0.941 W/kg

SAR(1 g) = 0.634 W/kg; SAR(10 g) = 0.376 W/kg

Maximum value of SAR (measured) = 0.693 W/kg



0 dB = 0.693 W/kg = -1.59 dBW/kg

Plot 91#: LTE Band 4_100%RB_Body Back_Mid**DUT: MAX 2 ULTRA; Type: MAX 2 ULTRA; Serial: SZNS220126-03751E-SA-S1**

Communication System: UID 0, Generic FDD-LTE (0); Frequency: 1732.5 MHz; Duty Cycle: 1:1

Medium parameters used (interpolated): $f = 1732.5$ MHz; $\sigma = 1.382$ S/m; $\epsilon_r = 39.792$; $\rho = 1000$ kg/m³

Phantom section: Flat Section

DASY5 Configuration:

- Probe: EX3DV4- SN3619; ConvF(7.33, 7.33, 7.33); Calibrated: 2021/08/25
- Sensor-Surface: 4mm (Mechanical Surface Detection)
- Electronics: DAE4 Sn1211; Calibrated: 2022/03/01
- Phantom: Twin SAM; Type: QD000P40CD; Serial: TP:1744
- Measurement SW: DASY52, Version 52.10 (4); SEMCAD X Version 14.6.14 (7501)

Body Back/LTE Band 4 100%RB Mid/Area Scan (71x91x1): Interpolated grid: dx=1.500 mm, dy=1.500 mm

Maximum value of SAR (interpolated) = 0.677 W/kg

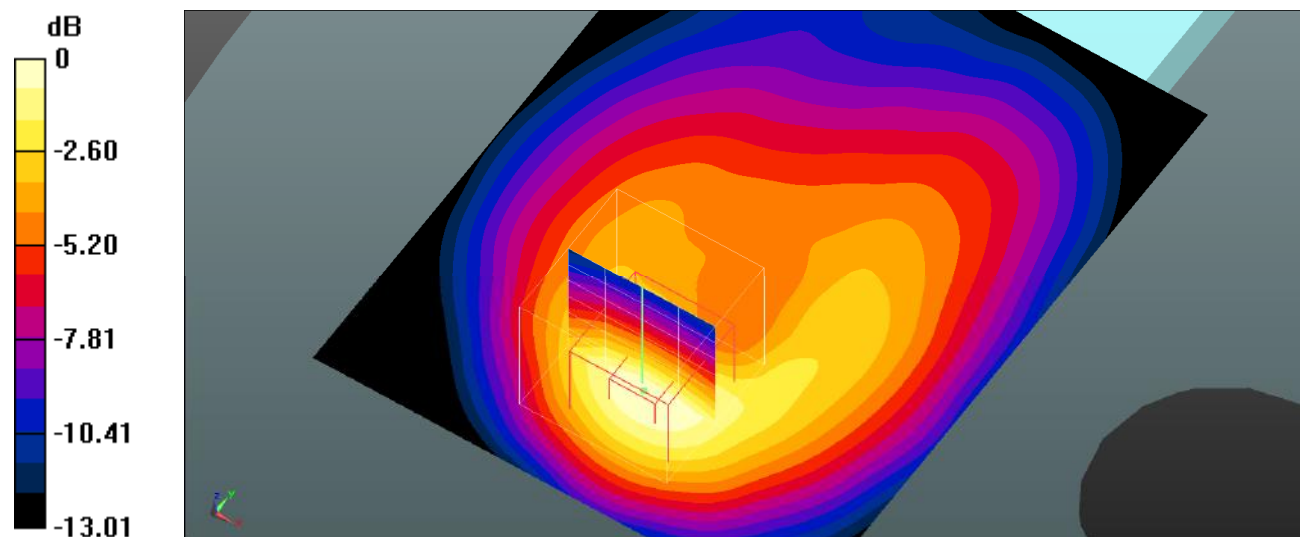
Body Back/LTE Band 4 100%RB Mid/Zoom Scan (5x5x7)/Cube 0: Measurement grid: dx=8mm, dy=8mm, dz=5mm

Reference Value = 13.12 V/m; Power Drift = -0.15 dB

Peak SAR (extrapolated) = 0.942 W/kg

SAR(1 g) = 0.633 W/kg; SAR(10 g) = 0.373 W/kg

Maximum value of SAR (measured) = 0.692 W/kg



0 dB = 0.692 W/kg = -1.60 dBW/kg

Plot 92#: LTE Band 4_1RB_Body Left_Mid**DUT: MAX 2 ULTRA; Type: MAX 2 ULTRA; Serial: SZNS220126-03751E-SA-S1**

Communication System: UID 0, Generic FDD-LTE (0); Frequency: 1732.5 MHz; Duty Cycle: 1:1

Medium parameters used (interpolated): $f = 1732.5$ MHz; $\sigma = 1.382$ S/m; $\epsilon_r = 39.792$; $\rho = 1000$ kg/m³

Phantom section: Flat Section

DASY5 Configuration:

- Probe: EX3DV4- SN3619; ConvF(7.33, 7.33, 7.33); Calibrated: 2021/08/25
- Sensor-Surface: 4mm (Mechanical Surface Detection)
- Electronics: DAE4 Sn1211; Calibrated: 2022/03/01
- Phantom: Twin SAM; Type: QD000P40CD; Serial: TP:1744
- Measurement SW: DASY52, Version 52.10 (4); SEMCAD X Version 14.6.14 (7501)

Body Left/LTE Band 4 1RB Mid/Area Scan (71x91x1): Interpolated grid: dx=1.500 mm, dy=1.500 mm

Maximum value of SAR (interpolated) = 0.189 W/kg

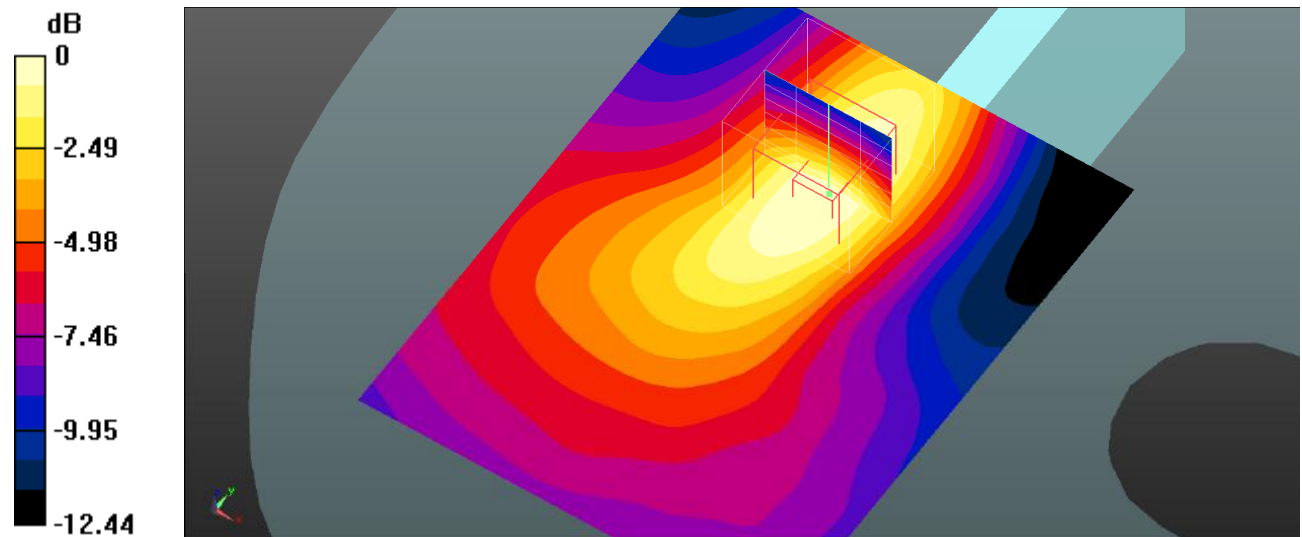
Body Left/LTE Band 4 1RB Mid/Zoom Scan (5x5x7)/Cube 0: Measurement grid: dx=8mm, dy=8mm, dz=5mm

Reference Value = 11.52 V/m; Power Drift = -0.09 dB

Peak SAR (extrapolated) = 0.244 W/kg

SAR(1 g) = 0.172 W/kg; SAR(10 g) = 0.110 W/kg

Maximum value of SAR (measured) = 0.181 W/kg



0 dB = 0.181 W/kg = -7.42 dBW/kg

Plot 93#: LTE Band 4_50%RB_Body Left_Mid**DUT: MAX 2 ULTRA; Type: MAX 2 ULTRA; Serial: SZNS220126-03751E-SA-S1**

Communication System: UID 0, Generic FDD-LTE (0); Frequency: 1732.5 MHz; Duty Cycle: 1:1

Medium parameters used (interpolated): $f = 1732.5$ MHz; $\sigma = 1.382$ S/m; $\epsilon_r = 39.792$; $\rho = 1000$ kg/m³

Phantom section: Flat Section

DASY5 Configuration:

- Probe: EX3DV4- SN3619; ConvF(7.33, 7.33, 7.33); Calibrated: 2021/08/25
- Sensor-Surface: 4mm (Mechanical Surface Detection)
- Electronics: DAE4 Sn1211; Calibrated: 2022/03/01
- Phantom: Twin SAM; Type: QD000P40CD; Serial: TP:1744
- Measurement SW: DASY52, Version 52.10 (4); SEMCAD X Version 14.6.14 (7501)

Body Left/LTE Band 4 50%RB Mid/Area Scan (71x91x1): Interpolated grid: dx=1.500 mm, dy=1.500 mm

Maximum value of SAR (interpolated) = 0.152 W/kg

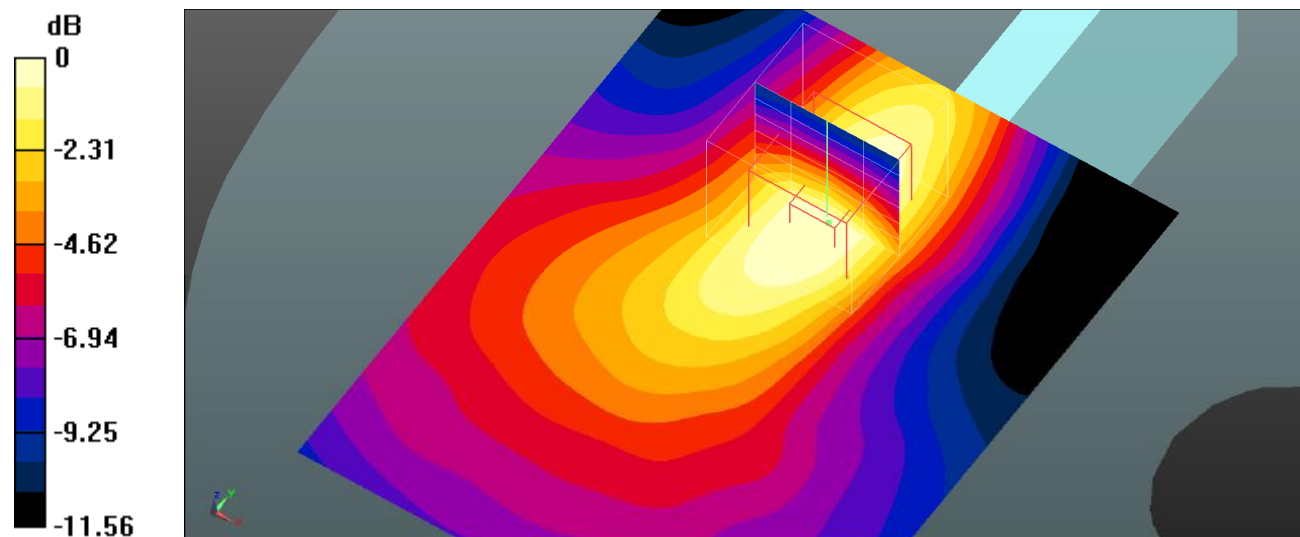
Body Left/LTE Band 4 50%RB Mid/Zoom Scan (5x5x7)/Cube 0: Measurement grid: dx=8mm, dy=8mm, dz=5mm

Reference Value = 10.18 V/m; Power Drift = -0.01 dB

Peak SAR (extrapolated) = 0.195 W/kg

SAR(1 g) = 0.136 W/kg; SAR(10 g) = 0.087 W/kg

Maximum value of SAR (measured) = 0.144 W/kg



0 dB = 0.144 W/kg = -8.42 dBW/kg

Plot 94#: LTE Band 4_1RB_Body Right_Mid**DUT: MAX 2 ULTRA; Type: MAX 2 ULTRA; Serial: SZNS220126-03751E-SA-S1**

Communication System: UID 0, Generic FDD-LTE (0); Frequency: 1732.5 MHz; Duty Cycle: 1:1

Medium parameters used (interpolated): $f = 1732.5$ MHz; $\sigma = 1.382$ S/m; $\epsilon_r = 39.792$; $\rho = 1000$ kg/m³

Phantom section: Flat Section

DASY5 Configuration:

- Probe: EX3DV4- SN3619; ConvF(7.33, 7.33, 7.33); Calibrated: 2021/08/25
- Sensor-Surface: 4mm (Mechanical Surface Detection)
- Electronics: DAE4 Sn1211; Calibrated: 2022/03/01
- Phantom: Twin SAM; Type: QD000P40CD; Serial: TP:1744
- Measurement SW: DASY52, Version 52.10 (4); SEMCAD X Version 14.6.14 (7501)

Body Right/LTE Band 4 1RB Mid/Area Scan (71x91x1): Interpolated grid: dx=1.500 mm, dy=1.500 mm

Maximum value of SAR (interpolated) = 0.101 W/kg

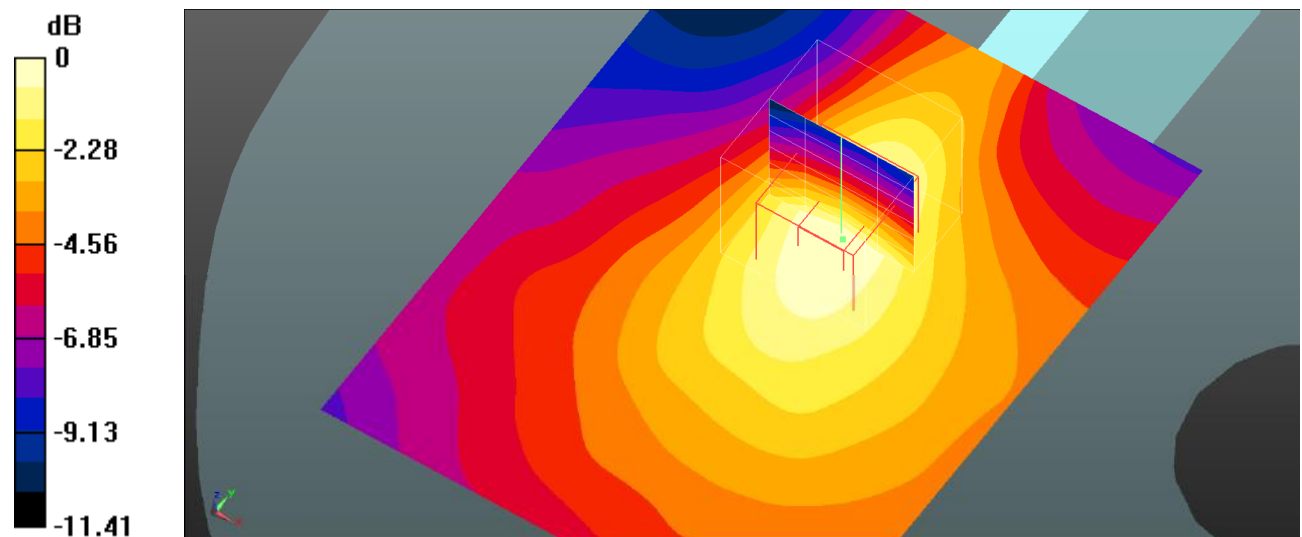
Body Right/LTE Band 4 1RB Mid/Zoom Scan (5x5x7)/Cube 0: Measurement grid: dx=8mm, dy=8mm, dz=5mm

Reference Value = 8.421 V/m; Power Drift = -0.16 dB

Peak SAR (extrapolated) = 0.137 W/kg

SAR(1 g) = 0.095 W/kg; SAR(10 g) = 0.062 W/kg

Maximum value of SAR (measured) = 0.100 W/kg



0 dB = 0.100 W/kg = -10.00 dBW/kg

Plot 95#: LTE Band 4_50%RB_Body Right_Mid**DUT: MAX 2 ULTRA; Type: MAX 2 ULTRA; Serial: SZNS220126-03751E-SA-S1**

Communication System: UID 0, Generic FDD-LTE (0); Frequency: 1732.5 MHz; Duty Cycle: 1:1

Medium parameters used (interpolated): $f = 1732.5$ MHz; $\sigma = 1.382$ S/m; $\epsilon_r = 39.792$; $\rho = 1000$ kg/m³

Phantom section: Flat Section

DASY5 Configuration:

- Probe: EX3DV4- SN3619; ConvF(7.33, 7.33, 7.33); Calibrated: 2021/08/25
- Sensor-Surface: 4mm (Mechanical Surface Detection)
- Electronics: DAE4 Sn1211; Calibrated: 2022/03/01
- Phantom: Twin SAM; Type: QD000P40CD; Serial: TP:1744
- Measurement SW: DASY52, Version 52.10 (4); SEMCAD X Version 14.6.14 (7501)

Body Right/LTE Band 4 50%RB Mid/Area Scan (71x91x1): Interpolated grid: dx=1.500 mm, dy=1.500 mm

Maximum value of SAR (interpolated) = 0.0838 W/kg

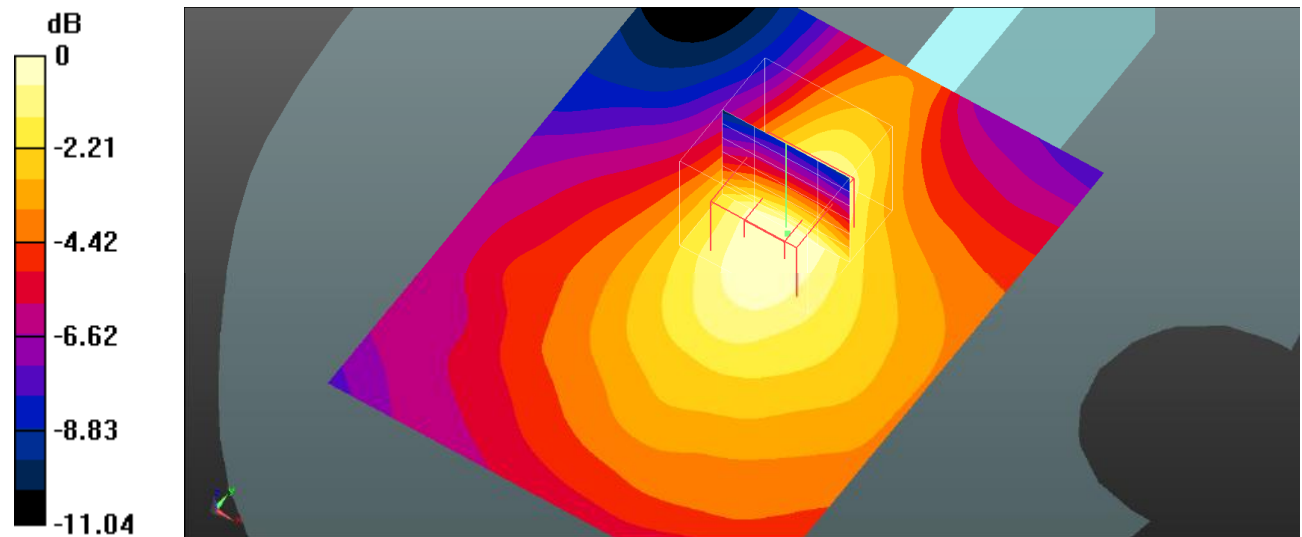
Body Right/LTE Band 4 50%RB Mid/Zoom Scan (5x5x7)/Cube 0: Measurement grid: dx=8mm, dy=8mm, dz=5mm

Reference Value = 7.587 V/m; Power Drift = -0.14 dB

Peak SAR (extrapolated) = 0.105 W/kg

SAR(1 g) = 0.076 W/kg; SAR(10 g) = 0.051 W/kg

Maximum value of SAR (measured) = 0.0796 W/kg



0 dB = 0.0796 W/kg = -10.99 dBW/kg

Plot 96#: LTE Band 4_1RB_Body Bottom_Low**DUT: MAX 2 ULTRA; Type: MAX 2 ULTRA; Serial: SZNS220126-03751E-SA-S1**

Communication System: UID 0, Generic FDD-LTE (0); Frequency: 1720 MHz; Duty Cycle: 1:1

Medium parameters used (interpolated): $f = 1720$ MHz; $\sigma = 1.372$ S/m; $\epsilon_r = 40.998$; $\rho = 1000$ kg/m³

Phantom section: Flat Section

DASY5 Configuration:

- Probe: EX3DV4- SN3619; ConvF(7.33, 7.33, 7.33); Calibrated: 2021/08/25
- Sensor-Surface: 4mm (Mechanical Surface Detection)
- Electronics: DAE4 Sn1211; Calibrated: 2022/03/01
- Phantom: Twin SAM; Type: QD000P40CD; Serial: TP:1744
- Measurement SW: DASY52, Version 52.10 (4); SEMCAD X Version 14.6.14 (7501)

Body Bottom/LTE Band 4 1RB Low/Area Scan (71x91x1): Interpolated grid: dx=1.500 mm, dy=1.500 mm

Maximum value of SAR (interpolated) = 1.42 W/kg

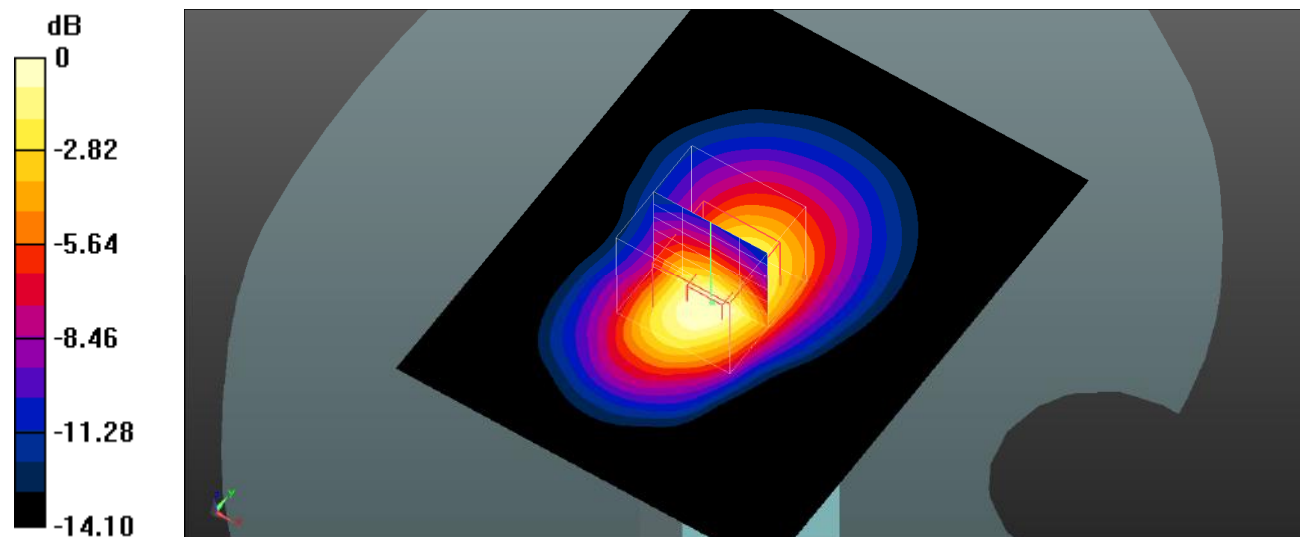
Body Bottom/LTE Band 4 1RB Low/Zoom Scan (5x5x7)/Cube 0: Measurement grid: dx=8mm, dy=8mm, dz=5mm

Reference Value = 30.44 V/m; Power Drift = -0.06 dB

Peak SAR (extrapolated) = 1.88 W/kg

SAR(1 g) = 1.23 W/kg; SAR(10 g) = 0.699 W/kg

Maximum value of SAR (measured) = 1.35 W/kg



0 dB = 1.35 W/kg = 1.30 dBW/kg

Plot 97#: LTE Band 4_1RB_Body Bottom_Mid**DUT: MAX 2 ULTRA; Type: MAX 2 ULTRA; Serial: SZNS220126-03751E-SA-S1**

Communication System: UID 0, Generic FDD-LTE (0); Frequency: 1732.5 MHz; Duty Cycle: 1:1

Medium parameters used (interpolated): $f = 1732.5$ MHz; $\sigma = 1.382$ S/m; $\epsilon_r = 39.792$; $\rho = 1000$ kg/m³

Phantom section: Flat Section

DASY5 Configuration:

- Probe: EX3DV4- SN3619; ConvF(7.33, 7.33, 7.33); Calibrated: 2021/08/25
- Sensor-Surface: 4mm (Mechanical Surface Detection)
- Electronics: DAE4 Sn1211; Calibrated: 2022/03/01
- Phantom: Twin SAM; Type: QD000P40CD; Serial: TP:1744
- Measurement SW: DASY52, Version 52.10 (4); SEMCAD X Version 14.6.14 (7501)

Body Bottom/LTE Band 4 1RB Mid/Area Scan (71x91x1): Interpolated grid: dx=1.500 mm, dy=1.500 mm

Maximum value of SAR (interpolated) = 1.51 W/kg

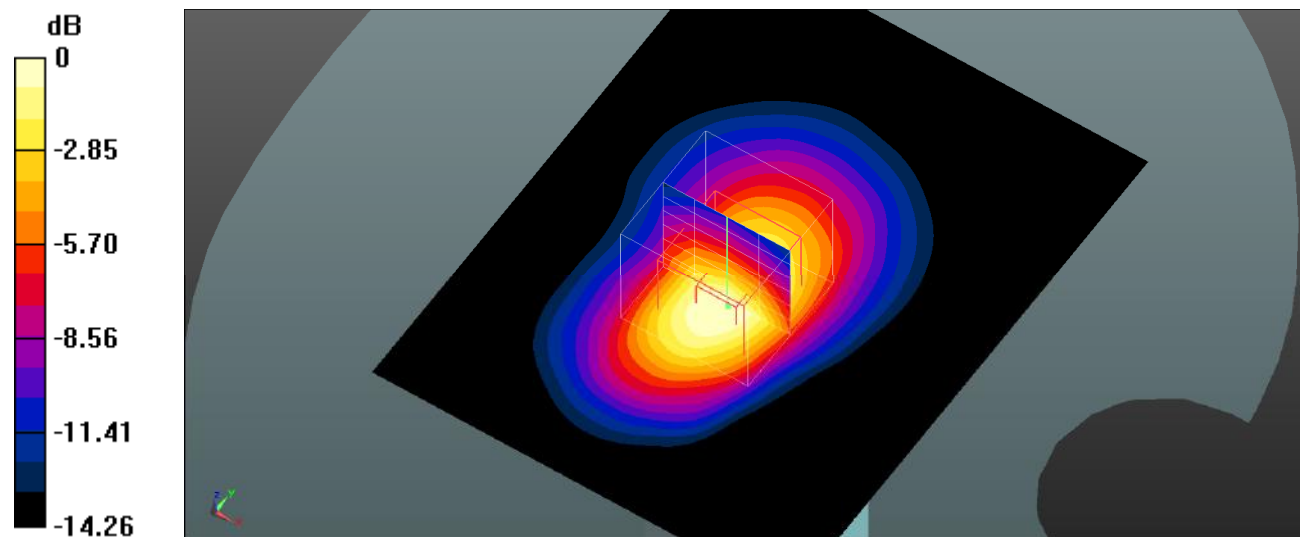
Body Bottom/LTE Band 4 1RB Mid/Zoom Scan (5x5x7)/Cube 0: Measurement grid: dx=8mm, dy=8mm, dz=5mm

Reference Value = 29.62 V/m; Power Drift = -0.04 dB

Peak SAR (extrapolated) = 1.96 W/kg

SAR(1 g) = 1.27 W/kg; SAR(10 g) = 0.713 W/kg

Maximum value of SAR (measured) = 1.39 W/kg



0 dB = 1.39 W/kg = 1.43 dBW/kg

Plot 98#: LTE Band 4_1RB_Body Bottom_High**DUT: MAX 2 ULTRA; Type: MAX 2 ULTRA; Serial: SZNS220126-03751E-SA-S1**

Communication System: UID 0, Generic FDD-LTE (0); Frequency: 1745 MHz; Duty Cycle: 1:1

Medium parameters used (interpolated): $f = 1745$ MHz; $\sigma = 1.385$ S/m; $\epsilon_r = 39.725$; $\rho = 1000$ kg/m³

Phantom section: Flat Section

DASY5 Configuration:

- Probe: EX3DV4- SN3619; ConvF(7.33, 7.33, 7.33); Calibrated: 2021/08/25
- Sensor-Surface: 4mm (Mechanical Surface Detection)
- Electronics: DAE4 Sn1211; Calibrated: 2022/03/01
- Phantom: Twin SAM; Type: QD000P40CD; Serial: TP:1744
- Measurement SW: DASY52, Version 52.10 (4); SEMCAD X Version 14.6.14 (7501)

Body Bottom/LTE Band 4 1RB High/Area Scan (71x91x1): Interpolated grid: dx=1.500 mm, dy=1.500 mm

Maximum value of SAR (interpolated) = 1.40 W/kg

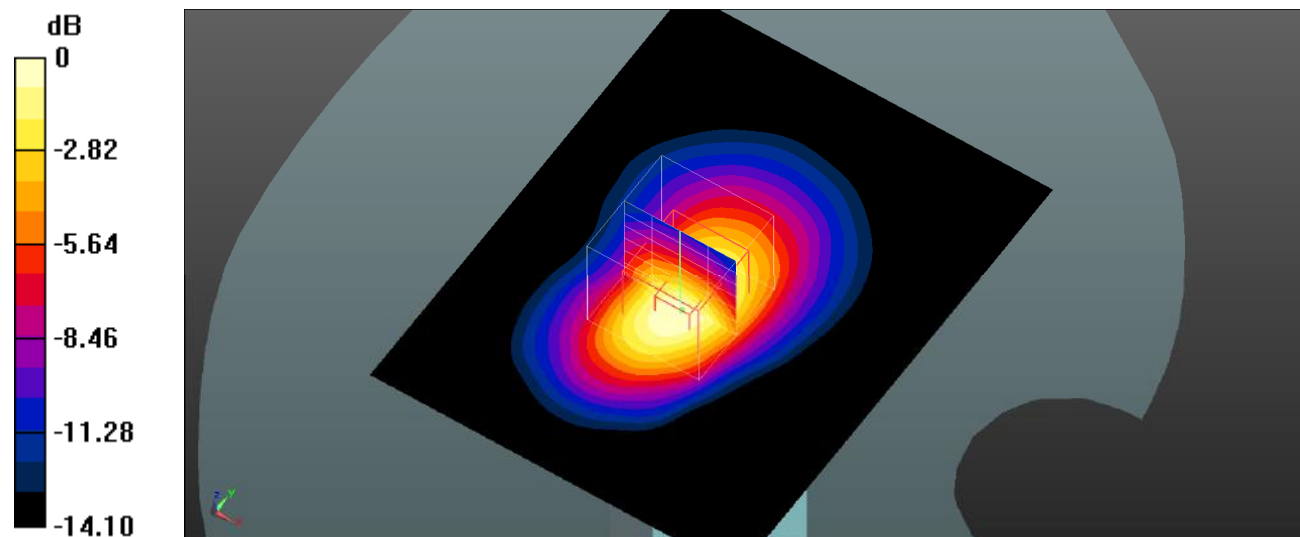
Body Bottom/LTE Band 4 1RB High/Zoom Scan (5x5x7)/Cube 0: Measurement grid: dx=8mm, dy=8mm, dz=5mm

Reference Value = 29.93 V/m; Power Drift = -0.09 dB

Peak SAR (extrapolated) = 1.88 W/kg

SAR(1 g) = 1.23 W/kg; SAR(10 g) = 0.703 W/kg

Maximum value of SAR (measured) = 1.35 W/kg



0 dB = 1.35 W/kg = 1.30 dBW/kg

Plot 99#: LTE Band 4_50%RB_Body Bottom_Low**DUT: MAX 2 ULTRA; Type: MAX 2 ULTRA; Serial: SZNS220126-03751E-SA-S1**

Communication System: UID 0, Generic FDD-LTE (0); Frequency: 1720 MHz; Duty Cycle: 1:1

Medium parameters used (interpolated): $f = 1720$ MHz; $\sigma = 1.372$ S/m; $\epsilon_r = 40.998$; $\rho = 1000$ kg/m³

Phantom section: Flat Section

DASY5 Configuration:

- Probe: EX3DV4- SN3619; ConvF(7.33, 7.33, 7.33); Calibrated: 2021/08/25
- Sensor-Surface: 4mm (Mechanical Surface Detection)
- Electronics: DAE4 Sn1211; Calibrated: 2022/03/01
- Phantom: Twin SAM; Type: QD000P40CD; Serial: TP:1744
- Measurement SW: DASY52, Version 52.10 (4); SEMCAD X Version 14.6.14 (7501)

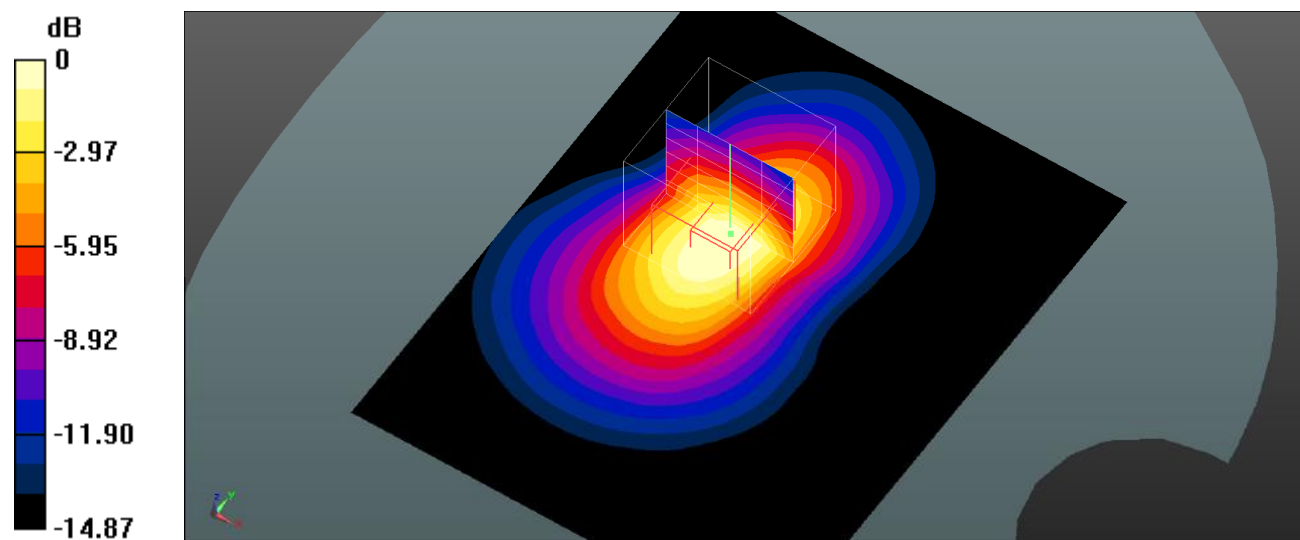
Body Bottom/LTE Band 4 50%RB Low/Area Scan (71x91x1): Interpolated grid: dx=1.500 mm, dy=1.500 mm
Maximum value of SAR (interpolated) = 1.23 W/kg**Body Bottom/LTE Band 4 50%RB Low/Zoom Scan (5x5x7)/Cube 0:** Measurement grid: dx=8mm, dy=8mm, dz=5mm

Reference Value = 17.28 V/m; Power Drift = 0.12 dB

Peak SAR (extrapolated) = 1.64 W/kg

SAR(1 g) = 1.05 W/kg; SAR(10 g) = 0.588 W/kg

Maximum value of SAR (measured) = 1.11 W/kg



0 dB = 1.11 W/kg = 0.45 dBW/kg

Plot 100#: LTE Band 4_50%RB_Body Bottom_Mid**DUT: MAX 2 ULTRA; Type: MAX 2 ULTRA; Serial: SZNS220126-03751E-SA-S1**

Communication System: UID 0, Generic FDD-LTE (0); Frequency: 1732.5 MHz; Duty Cycle: 1:1

Medium parameters used (interpolated): $f = 1732.5$ MHz; $\sigma = 1.382$ S/m; $\epsilon_r = 39.792$; $\rho = 1000$ kg/m³

Phantom section: Flat Section

DASY5 Configuration:

- Probe: EX3DV4- SN3619; ConvF(7.33, 7.33, 7.33); Calibrated: 2021/08/25
- Sensor-Surface: 4mm (Mechanical Surface Detection)
- Electronics: DAE4 Sn1211; Calibrated: 2022/03/01
- Phantom: Twin SAM; Type: QD000P40CD; Serial: TP:1744
- Measurement SW: DASY52, Version 52.10 (4); SEMCAD X Version 14.6.14 (7501)

Body Bottom/LTE Band 4 50%RB Mid/Area Scan (71x91x1): Interpolated grid: dx=1.500 mm, dy=1.500 mm

Maximum value of SAR (interpolated) = 1.17 W/kg

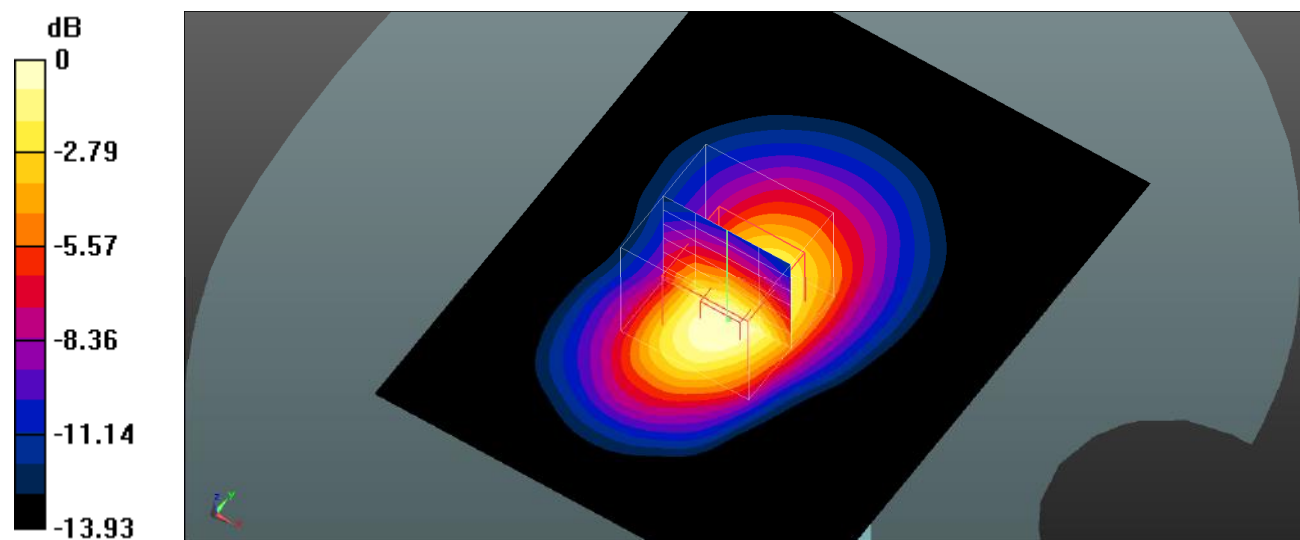
Body Bottom/LTE Band 4 50%RB Mid/Zoom Scan (5x5x7)/Cube 0: Measurement grid: dx=8mm, dy=8mm, dz=5mm

Reference Value = 26.75 V/m; Power Drift = -0.03 dB

Peak SAR (extrapolated) = 1.52 W/kg

SAR(1 g) = 0.996 W/kg; SAR(10 g) = 0.567 W/kg

Maximum value of SAR (measured) = 1.09 W/kg



0 dB = 1.09 W/kg = 0.37 dBW/kg

Plot 101#: LTE Band 4_50%RB_Body Bottom_High**DUT: MAX 2 ULTRA; Type: MAX 2 ULTRA; Serial: SZNS220126-03751E-SA-S1**

Communication System: UID 0, Generic FDD-LTE (0); Frequency: 1745 MHz; Duty Cycle: 1:1

Medium parameters used (interpolated): $f = 1745$ MHz; $\sigma = 1.385$ S/m; $\epsilon_r = 39.725$; $\rho = 1000$ kg/m³

Phantom section: Flat Section

DASY5 Configuration:

- Probe: EX3DV4- SN3619; ConvF(7.33, 7.33, 7.33); Calibrated: 2021/08/25
- Sensor-Surface: 4mm (Mechanical Surface Detection)
- Electronics: DAE4 Sn1211; Calibrated: 2022/03/01
- Phantom: Twin SAM; Type: QD000P40CD; Serial: TP:1744
- Measurement SW: DASY52, Version 52.10 (4); SEMCAD X Version 14.6.14 (7501)

Body Bottom/LTE Band 4 50%RB High/Area Scan (71x91x1): Interpolated grid: dx=1.500 mm, dy=1.500 mm

Maximum value of SAR (interpolated) = 1.16 W/kg

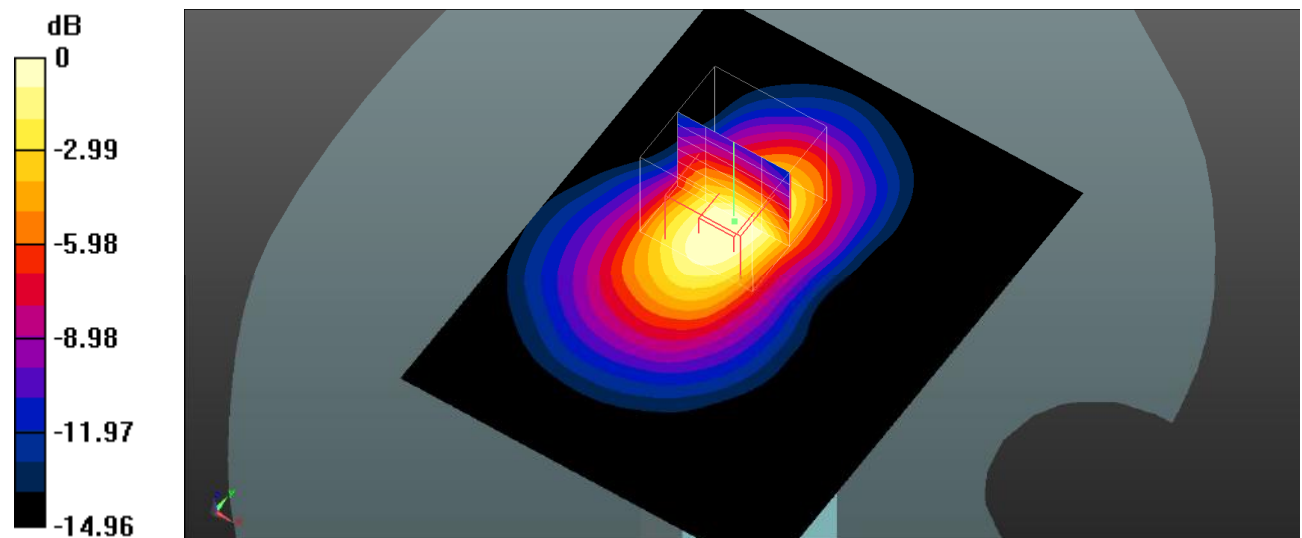
Body Bottom/LTE Band 4 50%RB High/Zoom Scan (5x5x7)/Cube 0: Measurement grid: dx=8mm, dy=8mm, dz=5mm

Reference Value = 16.80 V/m; Power Drift = -0.17 dB

Peak SAR (extrapolated) = 1.49 W/kg

SAR(1 g) = 0.956 W/kg; SAR(10 g) = 0.539 W/kg

Maximum value of SAR (measured) = 1.02 W/kg



0 dB = 1.02 W/kg = 0.09 dBW/kg

Plot 102#: LTE Band 4_100%RB_Body Bottom_Mid**DUT: MAX 2 ULTRA; Type: MAX 2 ULTRA; Serial: SZNS220126-03751E-SA-S1**

Communication System: UID 0, Generic FDD-LTE (0); Frequency: 1732.5 MHz; Duty Cycle: 1:1

Medium parameters used (interpolated): $f = 1732.5$ MHz; $\sigma = 1.382$ S/m; $\epsilon_r = 39.792$; $\rho = 1000$ kg/m³

Phantom section: Flat Section

DASY5 Configuration:

- Probe: EX3DV4- SN3619; ConvF(7.33, 7.33, 7.33); Calibrated: 2021/08/25
- Sensor-Surface: 4mm (Mechanical Surface Detection)
- Electronics: DAE4 Sn1211; Calibrated: 2022/03/01
- Phantom: Twin SAM; Type: QD000P40CD; Serial: TP:1744
- Measurement SW: DASY52, Version 52.10 (4); SEMCAD X Version 14.6.14 (7501)

Body Bottom/LTE Band 4 100%RB Mid/Area Scan (71x91x1): Interpolated grid: dx=1.500 mm, dy=1.500 mm

Maximum value of SAR (interpolated) = 1.33 W/kg

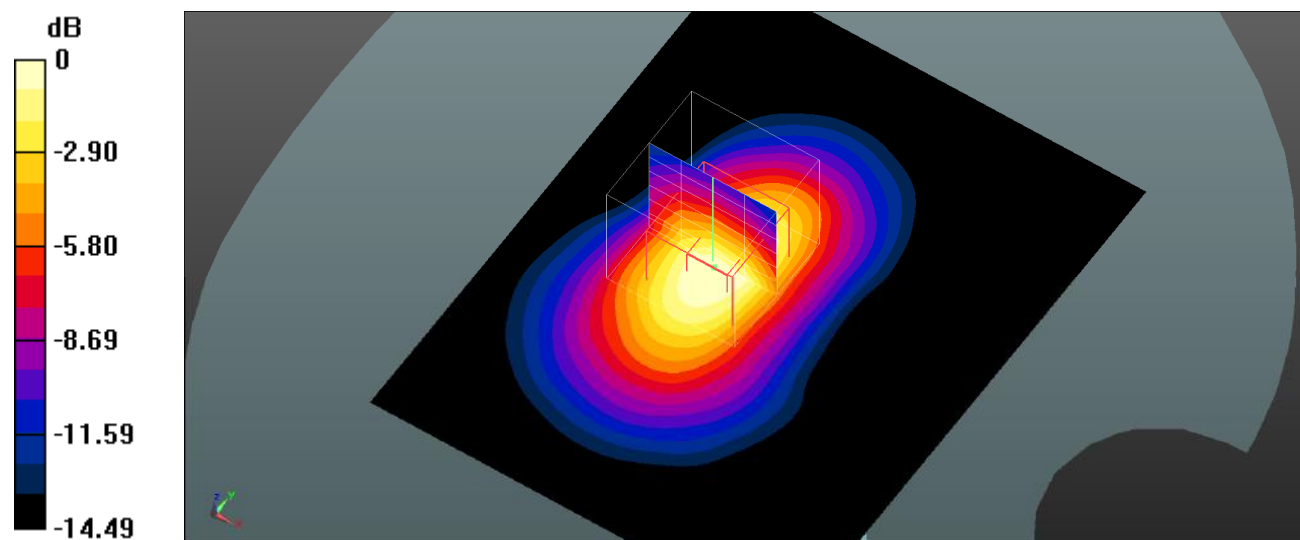
Body Bottom/LTE Band 4 100%RB Mid/Zoom Scan (5x5x7)/Cube 0: Measurement grid: dx=8mm, dy=8mm, dz=5mm

Reference Value = 21.31 V/m; Power Drift = 0.14 dB

Peak SAR (extrapolated) = 1.70 W/kg

SAR(1 g) = 1.1 W/kg; SAR(10 g) = 0.616 W/kg

Maximum value of SAR (measured) = 1.18 W/kg



0 dB = 1.18 W/kg = 0.72 dBW/kg

Plot 103#: LTE Band 7_1RB_Head Left Cheek_Mid**DUT: MAX 2 ULTRA; Type: MAX 2 ULTRA; Serial: SZNS220126-03751E-SA-S1**

Communication System: UID 0, Generic FDD-LTE (0); Frequency: 2535 MHz; Duty Cycle: 1:1

Medium parameters used (interpolated): $f = 2535$ MHz; $\sigma = 1.903$ S/m; $\epsilon_r = 39.731$; $\rho = 1000$ kg/m³

Phantom section: Left Section

DASY5 Configuration:

- Probe: EX3DV4- SN3619; ConvF(6.53, 6.53, 6.53); Calibrated: 2021/08/25
- Sensor-Surface: 4mm (Mechanical Surface Detection)
- Electronics: DAE4 Sn1211; Calibrated: 2022/03/01
- Phantom: Twin SAM; Type: QD000P40CD; Serial: TP:1744
- Measurement SW: DASY52, Version 52.10 (4); SEMCAD X Version 14.6.14 (7501)

Head Left Cheek/LTE Band 7 1RB Mid/Area Scan (101x121x1): Interpolated grid: dx=1.000 mm, dy=1.000 mm

Maximum value of SAR (interpolated) = 0.141 W/kg


Head Left Cheek/LTE Band 7 1RB Mid/Zoom Scan (7x7x7)/Cube 0: Measurement grid: dx=5mm, dy=5mm, dz=5mm

Reference Value = 0 V/m; Power Drift = 0.00 dB

Peak SAR (extrapolated) = 0.219 W/kg

SAR(1 g) = 0.141 W/kg; SAR(10 g) = 0.085 W/kg

Maximum value of SAR (measured) = 0.151 W/kg



0 dB = 0.151 W/kg = -8.21 dBW/kg

Plot 104#: LTE Band 7_50%RB_Head Left Cheek_Mid**DUT: MAX 2 ULTRA; Type: MAX 2 ULTRA; Serial: SZNS220126-03751E-SA-S1**

Communication System: UID 0, Generic FDD-LTE (0); Frequency: 2535 MHz; Duty Cycle: 1:1

Medium parameters used (interpolated): $f = 2535$ MHz; $\sigma = 1.903$ S/m; $\epsilon_r = 39.731$; $\rho = 1000$ kg/m³

Phantom section: Left Section

DASY5 Configuration:

- Probe: EX3DV4- SN3619; ConvF(6.53, 6.53, 6.53); Calibrated: 2021/08/25
- Sensor-Surface: 4mm (Mechanical Surface Detection)
- Electronics: DAE4 Sn1211; Calibrated: 2022/03/01
- Phantom: Twin SAM; Type: QD000P40CD; Serial: TP:1744
- Measurement SW: DASY52, Version 52.10 (4); SEMCAD X Version 14.6.14 (7501)

Head Left Cheek/LTE Band 7 50%RB Mid/Area Scan (101x121x1): Interpolated grid: dx=1.000 mm, dy=1.000 mm

Maximum value of SAR (interpolated) = 0.103 W/kg

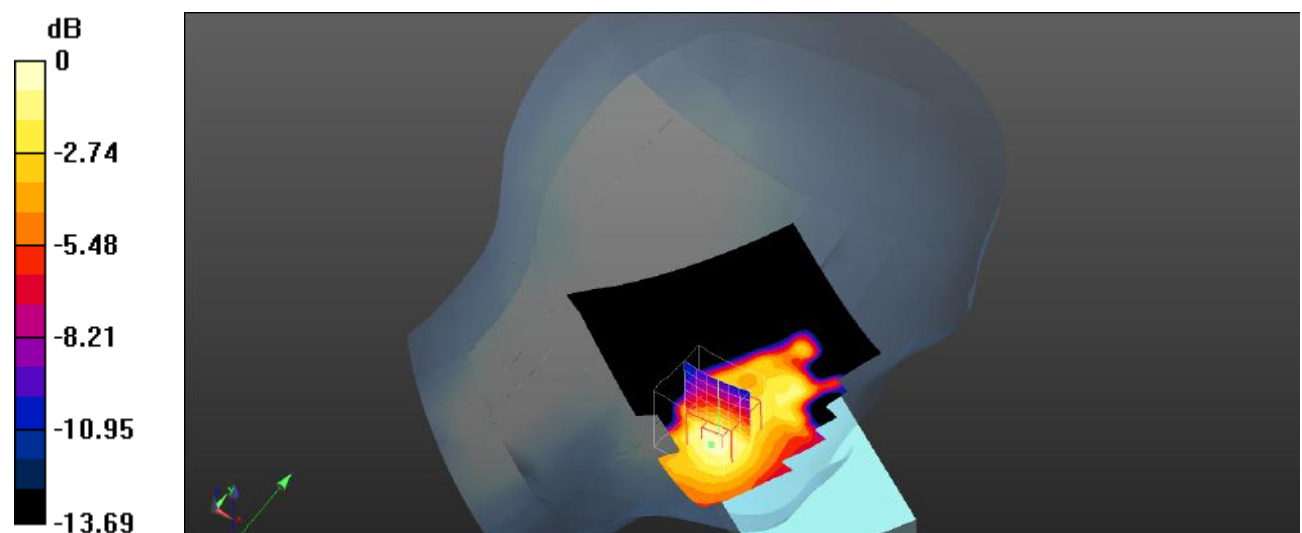
Head Left Cheek/LTE Band 7 50%RB Mid/Zoom Scan (7x7x7)/Cube 0: Measurement grid: dx=5mm, dy=5mm, dz=5mm

Reference Value = 0 V/m; Power Drift = 0.00 dB

Peak SAR (extrapolated) = 0.170 W/kg

SAR(1 g) = 0.106 W/kg; SAR(10 g) = 0.065 W/kg

Maximum value of SAR (measured) = 0.118 W/kg



0 dB = 0.118 W/kg = -9.28 dBW/kg

Plot 105#: LTE Band 7_1RB_Head Left Tilt_Mid**DUT: MAX 2 ULTRA; Type: MAX 2 ULTRA; Serial: SZNS220126-03751E-SA-S1**

Communication System: UID 0, Generic FDD-LTE (0); Frequency: 2535 MHz; Duty Cycle: 1:1

Medium parameters used (interpolated): $f = 2535$ MHz; $\sigma = 1.903$ S/m; $\epsilon_r = 39.731$; $\rho = 1000$ kg/m³

Phantom section: Left Section

DASY5 Configuration:

- Probe: EX3DV4- SN3619; ConvF(6.53, 6.53, 6.53); Calibrated: 2021/08/25
- Sensor-Surface: 4mm (Mechanical Surface Detection)
- Electronics: DAE4 Sn1211; Calibrated: 2022/03/01
- Phantom: Twin SAM; Type: QD000P40CD; Serial: TP:1744
- Measurement SW: DASY52, Version 52.10 (4); SEMCAD X Version 14.6.14 (7501)

Head Left Tilt/LTE Band 7 1RB Mid/Area Scan (101x121x1): Interpolated grid: dx=1.000 mm, dy=1.000 mm

Maximum value of SAR (interpolated) = 0.154 W/kg


Head Left Tilt/LTE Band 7 1RB Mid/Zoom Scan (7x7x7)/Cube 0: Measurement grid: dx=5mm, dy=5mm, dz=5mm

Reference Value = 5.638 V/m; Power Drift = -0.01 dB

Peak SAR (extrapolated) = 0.110 W/kg

SAR(1 g) = 0.065 W/kg; SAR(10 g) = 0.038 W/kg

Maximum value of SAR (measured) = 0.0718 W/kg



0 dB = 0.0718 W/kg = -11.44 dBW/kg

Plot 106#: LTE Band 7_50%RB_Head Left Tilt_Mid**DUT: MAX 2 ULTRA; Type: MAX 2 ULTRA; Serial: SZNS220126-03751E-SA-S1**

Communication System: UID 0, Generic FDD-LTE (0); Frequency: 2535 MHz; Duty Cycle: 1:1

Medium parameters used (interpolated): $f = 2535$ MHz; $\sigma = 1.903$ S/m; $\epsilon_r = 39.731$; $\rho = 1000$ kg/m³

Phantom section: Left Section

DASY5 Configuration:

- Probe: EX3DV4- SN3619; ConvF(6.53, 6.53, 6.53); Calibrated: 2021/08/25
- Sensor-Surface: 4mm (Mechanical Surface Detection)
- Electronics: DAE4 Sn1211; Calibrated: 2022/03/01
- Phantom: Twin SAM; Type: QD000P40CD; Serial: TP:1744
- Measurement SW: DASY52, Version 52.10 (4); SEMCAD X Version 14.6.14 (7501)

Head Left Tilt/LTE Band 7 50%RB Mid/Area Scan (101x121x1): Interpolated grid: dx=1.000 mm, dy=1.000 mm

Maximum value of SAR (interpolated) = 0.105 W/kg

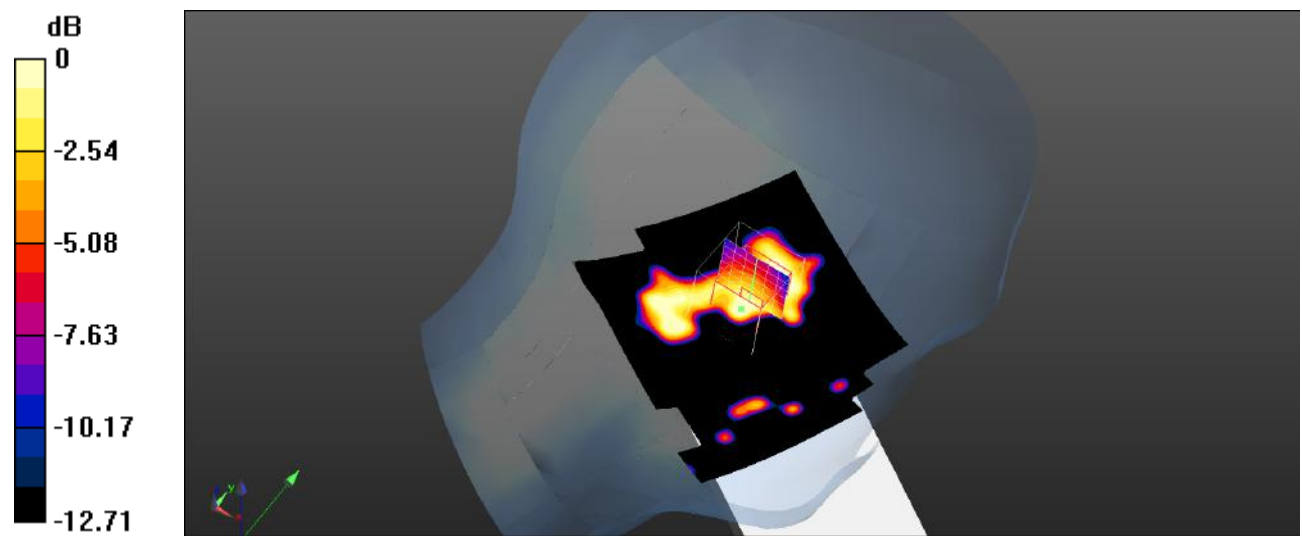
Head Left Tilt/LTE Band 7 50%RB Mid/Zoom Scan (7x7x7)/Cube 0: Measurement grid: dx=5mm, dy=5mm, dz=5mm

Reference Value = 3.283 V/m; Power Drift = 0.01 dB

Peak SAR (extrapolated) = 0.125 W/kg

SAR(1 g) = 0.065 W/kg; SAR(10 g) = 0.038 W/kg

Maximum value of SAR (measured) = 0.0707 W/kg



0 dB = 0.0707 W/kg = -11.51 dBW/kg

Plot 107#: LTE Band 7_1RB_Head Right Cheek_Mid**DUT: MAX 2 ULTRA; Type: MAX 2 ULTRA; Serial: SZNS220126-03751E-SA-S1**

Communication System: UID 0, Generic FDD-LTE (0); Frequency: 2535 MHz; Duty Cycle: 1:1

Medium parameters used (interpolated): $f = 2535$ MHz; $\sigma = 1.903$ S/m; $\epsilon_r = 39.731$; $\rho = 1000$ kg/m³

Phantom section: Right Section

DASY5 Configuration:

- Probe: EX3DV4- SN3619; ConvF(6.53, 6.53, 6.53); Calibrated: 2021/08/25
- Sensor-Surface: 4mm (Mechanical Surface Detection)
- Electronics: DAE4 Sn1211; Calibrated: 2022/03/01
- Phantom: Twin SAM; Type: QD000P40CD; Serial: TP:1744
- Measurement SW: DASY52, Version 52.10 (4); SEMCAD X Version 14.6.14 (7501)

Head Right Cheek/LTE Band 7 1RB Mid/Area Scan (101x121x1): Interpolated grid: dx=1.000 mm, dy=1.000 mm

Maximum value of SAR (interpolated) = 0.0923 W/kg

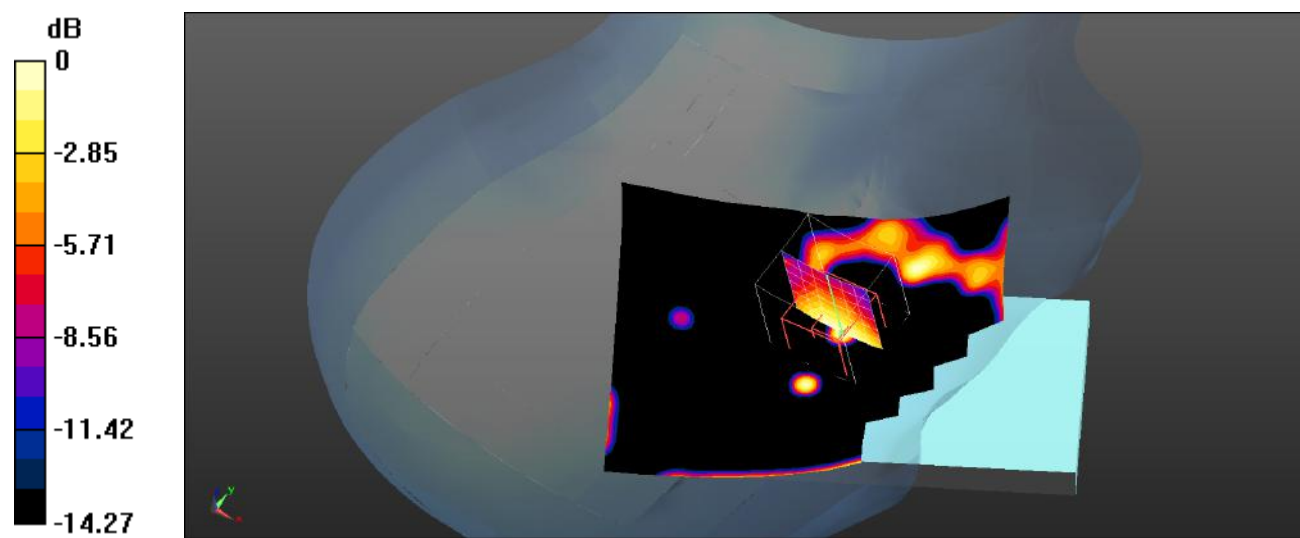
Head Right Cheek/LTE Band 7 1RB Mid/Zoom Scan (7x7x7)/Cube 0: Measurement grid: dx=5mm, dy=5mm, dz=5mm

Reference Value = 0.1810 V/m; Power Drift = -0.10 dB

Peak SAR (extrapolated) = 0.109 W/kg

SAR(1 g) = 0.077 W/kg; SAR(10 g) = 0.049 W/kg

Maximum value of SAR (measured) = 0.0814 W/kg



0 dB = 0.0814 W/kg = -10.89 dBW/kg

Plot 108#: LTE Band 7_50%RB_Head Right Cheek_Mid**DUT: MAX 2 ULTRA; Type: MAX 2 ULTRA; Serial: SZNS220126-03751E-SA-S1**

Communication System: UID 0, Generic FDD-LTE (0); Frequency: 2535 MHz; Duty Cycle: 1:1

Medium parameters used (interpolated): $f = 2535$ MHz; $\sigma = 1.903$ S/m; $\epsilon_r = 39.731$; $\rho = 1000$ kg/m³

Phantom section: Right Section

DASY5 Configuration:

- Probe: EX3DV4- SN3619; ConvF(6.53, 6.53, 6.53); Calibrated: 2021/08/25
- Sensor-Surface: 4mm (Mechanical Surface Detection)
- Electronics: DAE4 Sn1211; Calibrated: 2022/03/01
- Phantom: Twin SAM; Type: QD000P40CD; Serial: TP:1744
- Measurement SW: DASY52, Version 52.10 (4); SEMCAD X Version 14.6.14 (7501)

Head Right Cheek/LTE Band 7 50%RB Mid/Area Scan (101x121x1): Interpolated grid: dx=1.000 mm, dy=1.000 mm

Maximum value of SAR (interpolated) = 0.111 W/kg

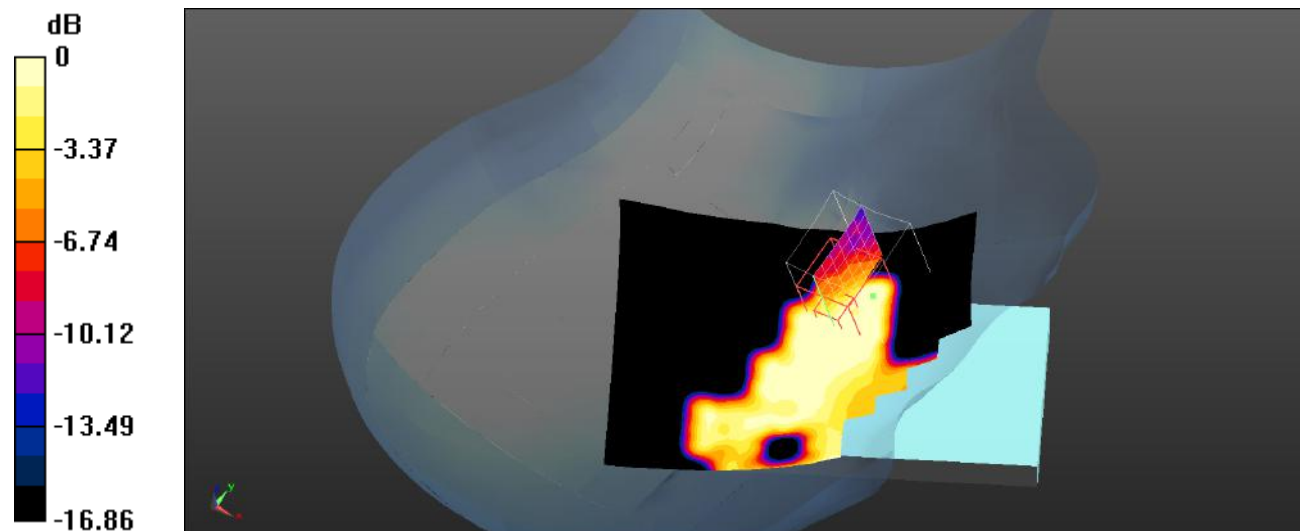
Head Right Cheek/LTE Band 7 50%RB Mid/Zoom Scan (7x7x7)/Cube 0: Measurement grid: dx=5mm, dy=5mm, dz=5mm

Reference Value = 0 V/m; Power Drift = 0.00 dB

Peak SAR (extrapolated) = 0.0790 W/kg

SAR(1 g) = 0.054 W/kg; SAR(10 g) = 0.027 W/kg

Maximum value of SAR (measured) = 0.0604 W/kg



0 dB = 0.0604 W/kg = -12.19 dBW/kg

Plot 109#: LTE Band 7_1RB_Head Right Tilt_Mid**DUT: MAX 2 ULTRA; Type: MAX 2 ULTRA; Serial: SZNS220126-03751E-SA-S1**

Communication System: UID 0, Generic FDD-LTE (0); Frequency: 2535 MHz; Duty Cycle: 1:1

Medium parameters used (interpolated): $f = 2535$ MHz; $\sigma = 1.903$ S/m; $\epsilon_r = 39.731$; $\rho = 1000$ kg/m³

Phantom section: Right Section

DASY5 Configuration:

- Probe: EX3DV4- SN3619; ConvF(6.53, 6.53, 6.53); Calibrated: 2021/08/25
- Sensor-Surface: 4mm (Mechanical Surface Detection)
- Electronics: DAE4 Sn1211; Calibrated: 2022/03/01
- Phantom: Twin SAM; Type: QD000P40CD; Serial: TP:1744
- Measurement SW: DASY52, Version 52.10 (4); SEMCAD X Version 14.6.14 (7501)

Head Right Tilt/LTE Band 7 1RB Mid/Area Scan (101x121x1): Interpolated grid: dx=1.000 mm, dy=1.000 mm

Maximum value of SAR (interpolated) = 0.228 W/kg

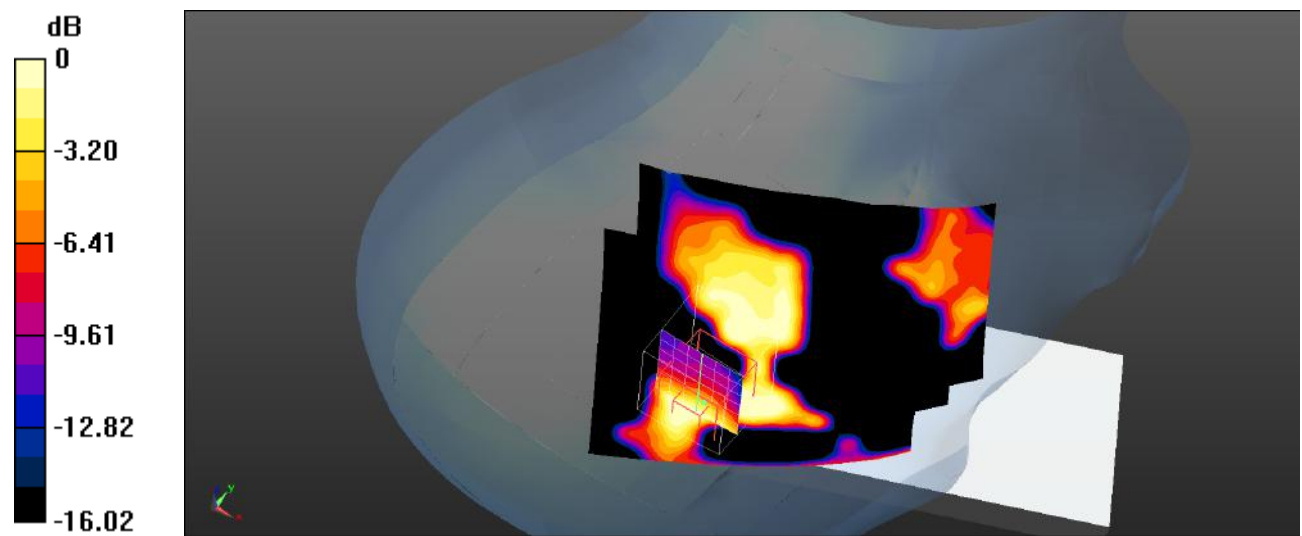
Head Right Tilt/LTE Band 7 1RB Mid/Zoom Scan (7x7x7)/Cube 0: Measurement grid: dx=5mm, dy=5mm, dz=5mm

Reference Value = 3.397 V/m; Power Drift = 0.09 dB

Peak SAR (extrapolated) = 0.397 W/kg

SAR(1 g) = 0.080 W/kg; SAR(10 g) = 0.041 W/kg

Maximum value of SAR (measured) = 0.0919 W/kg



0 dB = 0.0919 W/kg = -10.37 dBW/kg

Plot 110#: LTE Band 7_50%RB_Head Right Tilt_Mid**DUT: MAX 2 ULTRA; Type: MAX 2 ULTRA; Serial: SZNS220126-03751E-SA-S1**

Communication System: UID 0, Generic FDD-LTE (0); Frequency: 2535 MHz; Duty Cycle: 1:1

Medium parameters used (interpolated): $f = 2535$ MHz; $\sigma = 1.903$ S/m; $\epsilon_r = 39.731$; $\rho = 1000$ kg/m³

Phantom section: Right Section

DASY5 Configuration:

- Probe: EX3DV4- SN3619; ConvF(6.53, 6.53, 6.53); Calibrated: 2021/08/25
- Sensor-Surface: 4mm (Mechanical Surface Detection)
- Electronics: DAE4 Sn1211; Calibrated: 2022/03/01
- Phantom: Twin SAM; Type: QD000P40CD; Serial: TP:1744
- Measurement SW: DASY52, Version 52.10 (4); SEMCAD X Version 14.6.14 (7501)

Head Right Tilt/LTE Band 7 50%RB Mid/Area Scan (101x121x1): Interpolated grid: dx=1.000 mm, dy=1.000 mm

Maximum value of SAR (interpolated) = 0.0796 W/kg

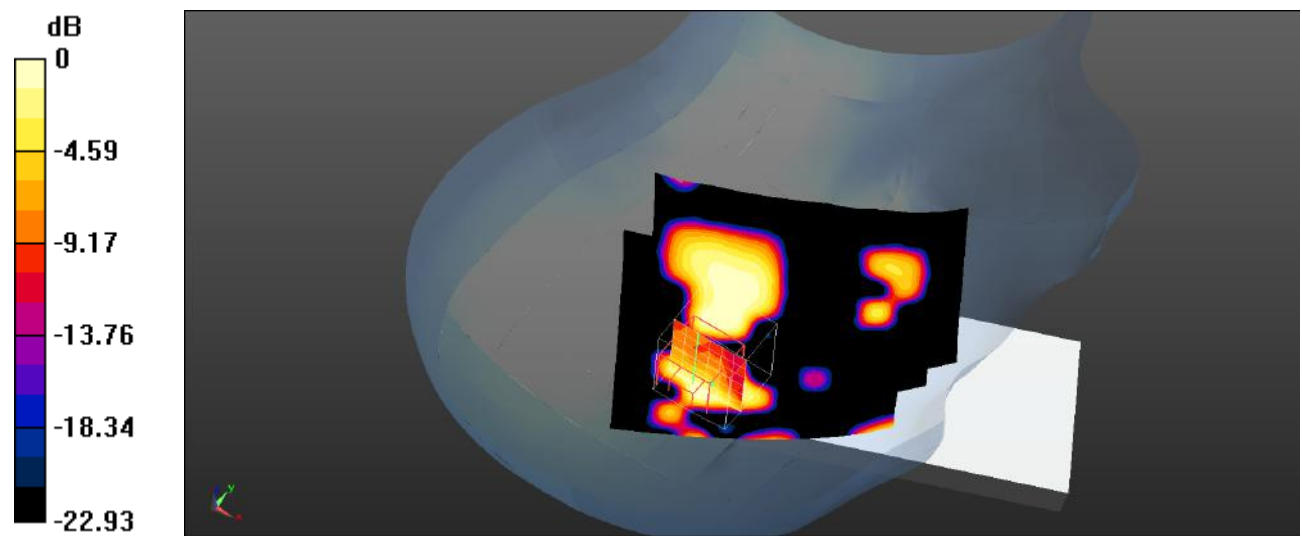
Head Right Tilt/LTE Band 7 50%RB Mid/Zoom Scan (7x7x7)/Cube 0: Measurement grid: dx=5mm, dy=5mm, dz=5mm

Reference Value = 3.955 V/m; Power Drift = 0.05 dB

Peak SAR (extrapolated) = 0.0880 W/kg

SAR(1 g) = 0.051 W/kg; SAR(10 g) = 0.022 W/kg

Maximum value of SAR (measured) = 0.0603 W/kg



0 dB = 0.0603 W/kg = -12.20 dBW/kg

Plot 111#: LTE Band 7_1RB_Body Front_Mid**DUT: MAX 2 ULTRA; Type: MAX 2 ULTRA; Serial: SZNS220126-03751E-SA-S1**

Communication System: UID 0, Generic FDD-LTE (0); Frequency: 2535 MHz; Duty Cycle: 1:1

Medium parameters used (interpolated): $f = 2535$ MHz; $\sigma = 1.903$ S/m; $\epsilon_r = 39.731$; $\rho = 1000$ kg/m³

Phantom section: Flat Section

DASY5 Configuration:

- Probe: EX3DV4- SN3619; ConvF(6.53, 6.53, 6.53); Calibrated: 2021/08/25
- Sensor-Surface: 4mm (Mechanical Surface Detection)
- Electronics: DAE4 Sn1211; Calibrated: 2022/03/01
- Phantom: Twin SAM; Type: QD000P40CD; Serial: TP:1744
- Measurement SW: DASY52, Version 52.10 (4); SEMCAD X Version 14.6.14 (7501)

Body Front/LTE Band 7 1RB Mid/Area Scan (101x101x1): Interpolated grid: dx=1.000 mm, dy=1.000 mm

Maximum value of SAR (interpolated) = 0.185 W/kg

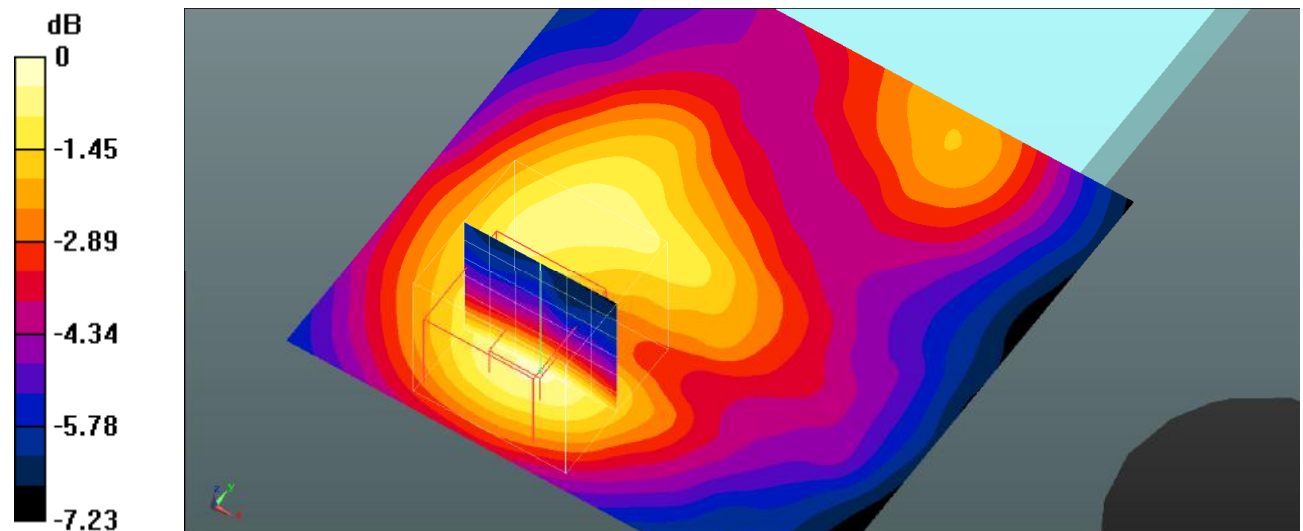
Body Front/LTE Band 7 1RB Mid/Zoom Scan (7x7x7)/Cube 0: Measurement grid: dx=5mm, dy=5mm, dz=5mm

Reference Value = 7.417 V/m; Power Drift = -0.05 dB

Peak SAR (extrapolated) = 0.319 W/kg

SAR(1 g) = 0.188 W/kg; SAR(10 g) = 0.118 W/kg

Maximum value of SAR (measured) = 0.202 W/kg



0 dB = 0.202 W/kg = -6.95 dBW/kg

Plot 112#: LTE Band 7_50%RB_Body Front_Mid**DUT: MAX 2 ULTRA; Type: MAX 2 ULTRA; Serial: SZNS220126-03751E-SA-S1**

Communication System: UID 0, Generic FDD-LTE (0); Frequency: 2535 MHz; Duty Cycle: 1:1

Medium parameters used (interpolated): $f = 2535$ MHz; $\sigma = 1.903$ S/m; $\epsilon_r = 39.731$; $\rho = 1000$ kg/m³

Phantom section: Flat Section

DASY5 Configuration:

- Probe: EX3DV4- SN3619; ConvF(6.53, 6.53, 6.53); Calibrated: 2021/08/25
- Sensor-Surface: 4mm (Mechanical Surface Detection)
- Electronics: DAE4 Sn1211; Calibrated: 2022/03/01
- Phantom: Twin SAM; Type: QD000P40CD; Serial: TP:1744
- Measurement SW: DASY52, Version 52.10 (4); SEMCAD X Version 14.6.14 (7501)

Body Front/LTE Band 7 50%RB Mid/Area Scan (101x101x1): Interpolated grid: dx=1.000 mm, dy=1.000 mm

Maximum value of SAR (interpolated) = 0.121 W/kg

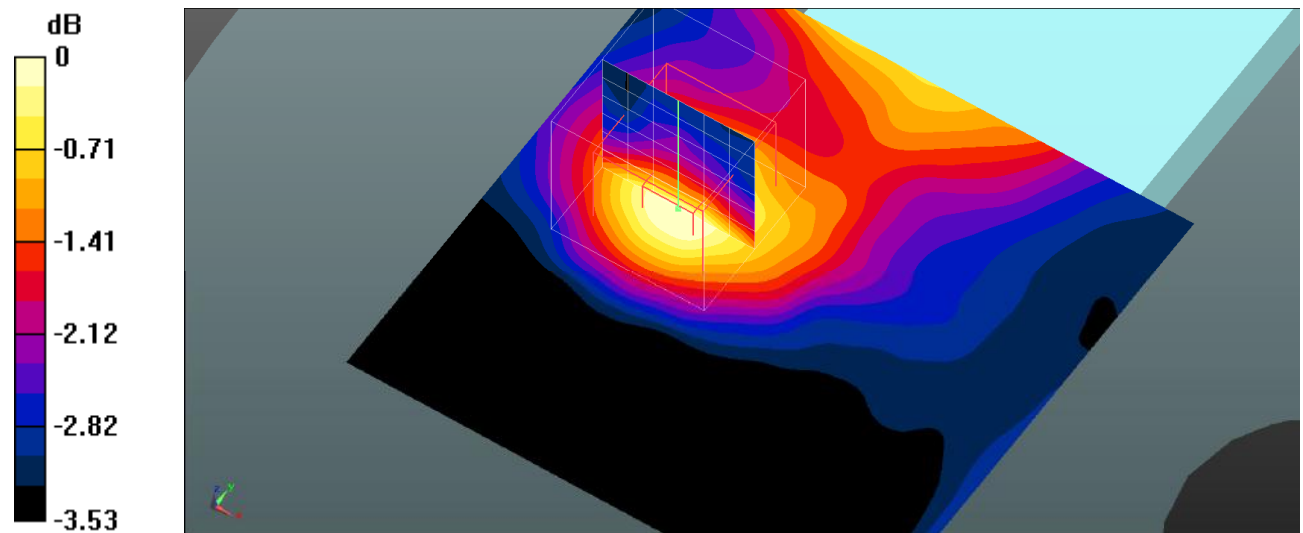
Body Front/LTE Band 7 50%RB Mid/Zoom Scan (7x7x7)/Cube 0: Measurement grid: dx=5mm, dy=5mm, dz=5mm

Reference Value = 7.144 V/m; Power Drift = -0.10 dB

Peak SAR (extrapolated) = 0.166 W/kg

SAR(1 g) = 0.114 W/kg; SAR(10 g) = 0.089 W/kg

Maximum value of SAR (measured) = 0.119 W/kg



Plot 113#: LTE Band 7_1RB_Body Back_Mid**DUT: MAX 2 ULTRA; Type: MAX 2 ULTRA; Serial: SZNS220126-03751E-SA-S1**

Communication System: UID 0, Generic FDD-LTE (0); Frequency: 2535 MHz; Duty Cycle: 1:1

Medium parameters used (interpolated): $f = 2535$ MHz; $\sigma = 1.903$ S/m; $\epsilon_r = 39.731$; $\rho = 1000$ kg/m³

Phantom section: Flat Section

DASY5 Configuration:

- Probe: EX3DV4- SN3619; ConvF(6.53, 6.53, 6.53); Calibrated: 2021/08/25
- Sensor-Surface: 4mm (Mechanical Surface Detection)
- Electronics: DAE4 Sn1211; Calibrated: 2022/03/01
- Phantom: Twin SAM; Type: QD000P40CD; Serial: TP:1744
- Measurement SW: DASY52, Version 52.10 (4); SEMCAD X Version 14.6.14 (7501)

Body Back/LTE Band 7 1RB Mid/Area Scan (101x101x1): Interpolated grid: dx=1.000 mm, dy=1.000 mm

Maximum value of SAR (interpolated) = 0.111 W/kg

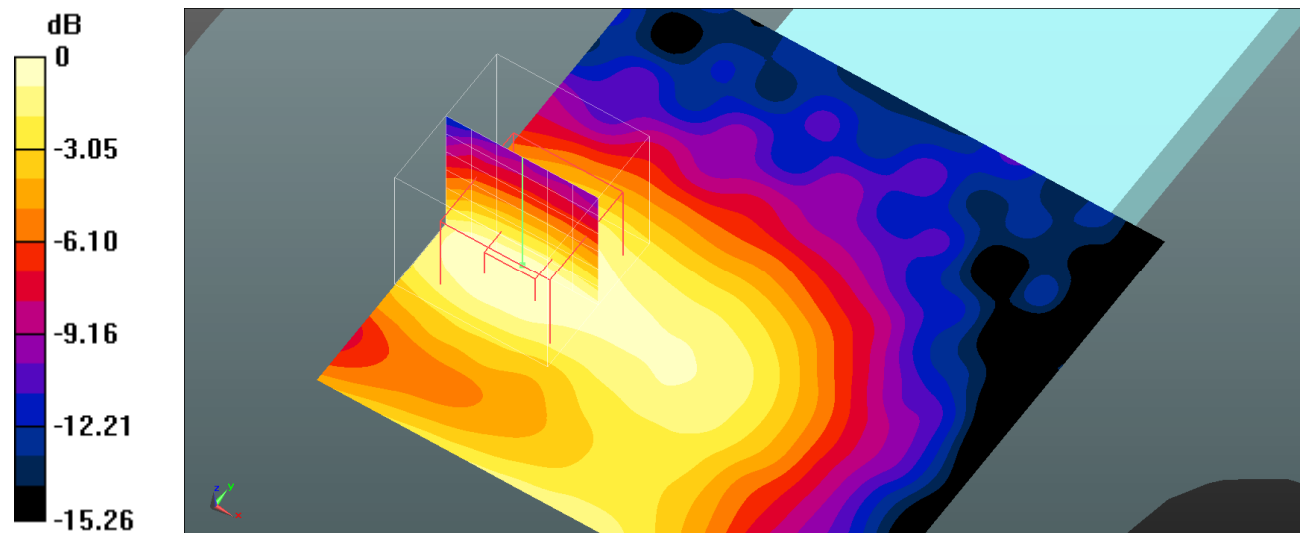
Body Back/LTE Band 7 1RB Mid/Zoom Scan (7x7x7)/Cube 0: Measurement grid: dx=5mm, dy=5mm, dz=5mm

Reference Value = 5.399 V/m; Power Drift = -0.07 dB

Peak SAR (extrapolated) = 0.147 W/kg

SAR(1 g) = 0.098 W/kg; SAR(10 g) = 0.061 W/kg

Maximum value of SAR (measured) = 0.105 W/kg



0 dB = 0.105 W/kg = -9.79 dBW/kg

Plot 114#: LTE Band 7_50%RB_Body Back_Mid**DUT: MAX 2 ULTRA; Type: MAX 2 ULTRA; Serial: SZNS220126-03751E-SA-S1**

Communication System: UID 0, Generic FDD-LTE (0); Frequency: 2535 MHz; Duty Cycle: 1:1

Medium parameters used (interpolated): $f = 2535$ MHz; $\sigma = 1.903$ S/m; $\epsilon_r = 39.731$; $\rho = 1000$ kg/m³

Phantom section: Flat Section

DASY5 Configuration:

- Probe: EX3DV4- SN3619; ConvF(6.53, 6.53, 6.53); Calibrated: 2021/08/25
- Sensor-Surface: 4mm (Mechanical Surface Detection)
- Electronics: DAE4 Sn1211; Calibrated: 2022/03/01
- Phantom: Twin SAM; Type: QD000P40CD; Serial: TP:1744
- Measurement SW: DASY52, Version 52.10 (4); SEMCAD X Version 14.6.14 (7501)

Body Back/LTE Band 7 50%RB Mid/Area Scan (101x101x1): Interpolated grid: dx=1.000 mm, dy=1.000 mm

Maximum value of SAR (interpolated) = 0.0910 W/kg

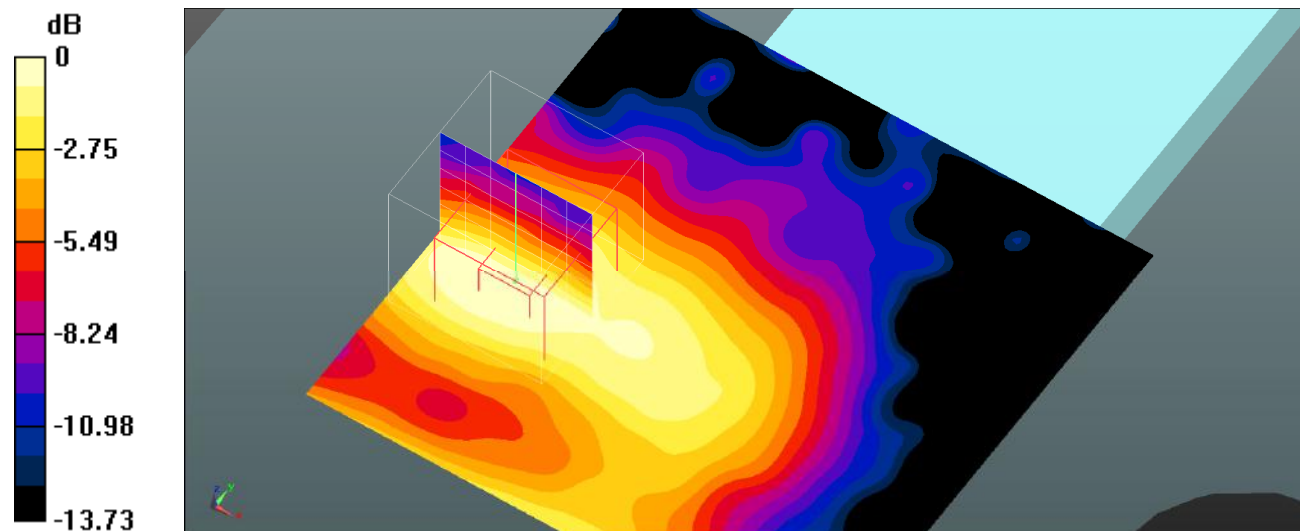
Body Back/LTE Band 7 50%RB Mid/Zoom Scan (7x7x7)/Cube 0: Measurement grid: dx=5mm, dy=5mm, dz=5mm

Reference Value = 4.727 V/m; Power Drift = -0.04 dB

Peak SAR (extrapolated) = 0.123 W/kg

SAR(1 g) = 0.080 W/kg; SAR(10 g) = 0.049 W/kg

Maximum value of SAR (measured) = 0.0850 W/kg



0 dB = 0.0850 W/kg = -10.71 dBW/kg

Plot 115#: LTE Band 7_1RB_Body Left_Mid**DUT: MAX 2 ULTRA; Type: MAX 2 ULTRA; Serial: SZNS220126-03751E-SA-S1**

Communication System: UID 0, Generic FDD-LTE (0); Frequency: 2535 MHz; Duty Cycle: 1:1

Medium parameters used (interpolated): $f = 2535$ MHz; $\sigma = 1.903$ S/m; $\epsilon_r = 39.731$; $\rho = 1000$ kg/m³

Phantom section: Flat Section

DASY5 Configuration:

- Probe: EX3DV4- SN3619; ConvF(6.53, 6.53, 6.53); Calibrated: 2021/08/25
- Sensor-Surface: 4mm (Mechanical Surface Detection)
- Electronics: DAE4 Sn1211; Calibrated: 2022/03/01
- Phantom: Twin SAM; Type: QD000P40CD; Serial: TP:1744
- Measurement SW: DASY52, Version 52.10 (4); SEMCAD X Version 14.6.14 (7501)

Body Left/LTE Band 7 1RB Mid/Area Scan (101x101x1): Interpolated grid: dx=1.000 mm, dy=1.000 mm

Maximum value of SAR (interpolated) = 0.328 W/kg

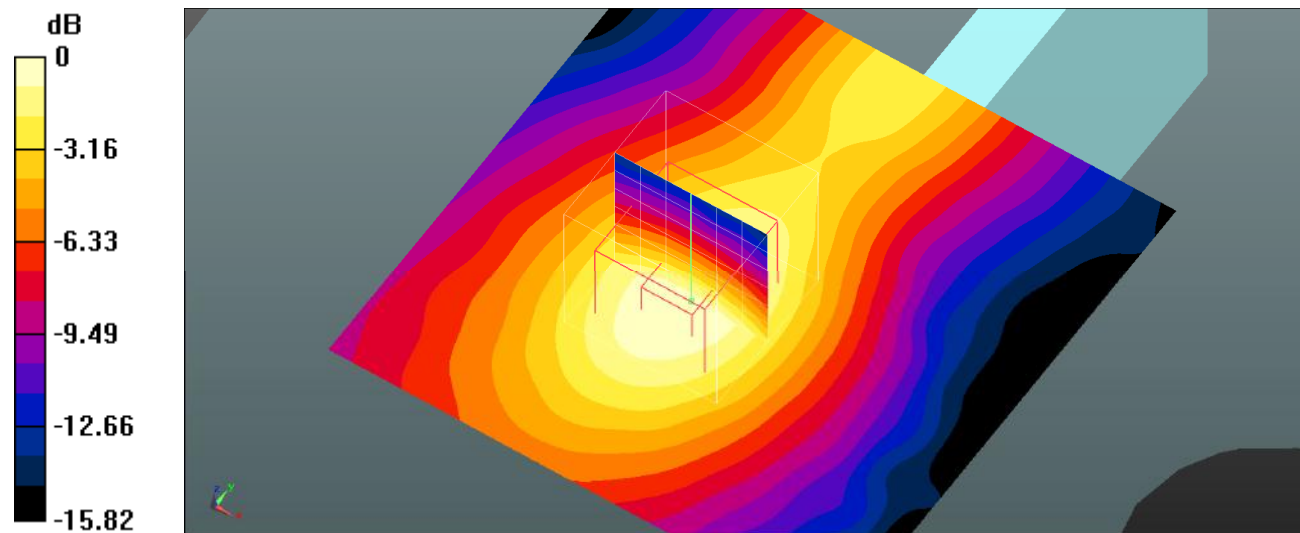
Body Left/LTE Band 7 1RB Mid/Zoom Scan (7x7x7)/Cube 0: Measurement grid: dx=5mm, dy=5mm, dz=5mm

Reference Value = 11.77 V/m; Power Drift = -0.09 dB

Peak SAR (extrapolated) = 0.496 W/kg

SAR(1 g) = 0.302 W/kg; SAR(10 g) = 0.174 W/kg

Maximum value of SAR (measured) = 0.328 W/kg



0 dB = 0.328 W/kg = -4.84 dBW/kg

Plot 116#: LTE Band 7_50%RB_Body Left_Mid**DUT: MAX 2 ULTRA; Type: MAX 2 ULTRA; Serial: SZNS220126-03751E-SA-S1**

Communication System: UID 0, Generic FDD-LTE (0); Frequency: 2535 MHz; Duty Cycle: 1:1

Medium parameters used (interpolated): $f = 2535$ MHz; $\sigma = 1.903$ S/m; $\epsilon_r = 39.731$; $\rho = 1000$ kg/m³

Phantom section: Flat Section

DASY5 Configuration:

- Probe: EX3DV4- SN3619; ConvF(6.53, 6.53, 6.53); Calibrated: 2021/08/25
- Sensor-Surface: 4mm (Mechanical Surface Detection)
- Electronics: DAE4 Sn1211; Calibrated: 2022/03/01
- Phantom: Twin SAM; Type: QD000P40CD; Serial: TP:1744
- Measurement SW: DASY52, Version 52.10 (4); SEMCAD X Version 14.6.14 (7501)

Body Left/LTE Band 7 50%RB Mid/Area Scan (101x101x1): Interpolated grid: dx=1.000 mm, dy=1.000 mm

Maximum value of SAR (interpolated) = 0.262 W/kg

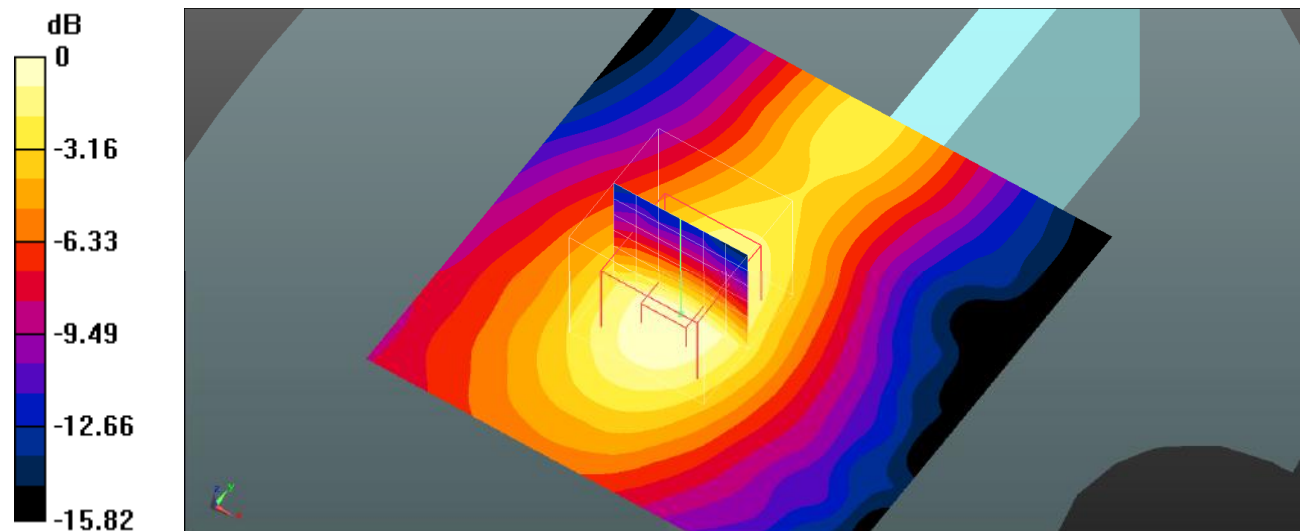
Body Left/LTE Band 7 50%RB Mid/Zoom Scan (7x7x7)/Cube 0: Measurement grid: dx=5mm, dy=5mm, dz=5mm

Reference Value = 10.47 V/m; Power Drift = 0.07 dB

Peak SAR (extrapolated) = 0.400 W/kg

SAR(1 g) = 0.240 W/kg; SAR(10 g) = 0.138 W/kg

Maximum value of SAR (measured) = 0.260 W/kg



0 dB = 0.260 W/kg = -5.85 dBW/kg

Plot 117#: LTE Band 7_1RB_Body Right_Mid**DUT: MAX 2 ULTRA; Type: MAX 2 ULTRA; Serial: SZNS220126-03751E-SA-S1**

Communication System: UID 0, Generic FDD-LTE (0); Frequency: 2535 MHz; Duty Cycle: 1:1

Medium parameters used (interpolated): $f = 2535$ MHz; $\sigma = 1.903$ S/m; $\epsilon_r = 39.731$; $\rho = 1000$ kg/m³

Phantom section: Flat Section

DASY5 Configuration:

- Probe: EX3DV4- SN3619; ConvF(6.53, 6.53, 6.53); Calibrated: 2021/08/25
- Sensor-Surface: 4mm (Mechanical Surface Detection)
- Electronics: DAE4 Sn1211; Calibrated: 2022/03/01
- Phantom: Twin SAM; Type: QD000P40CD; Serial: TP:1744
- Measurement SW: DASY52, Version 52.10 (4); SEMCAD X Version 14.6.14 (7501)

Body Right/LTE Band 7 1RB Mid/Area Scan (101x101x1): Interpolated grid: dx=1.000 mm, dy=1.000 mm

Maximum value of SAR (interpolated) = 0.0627 W/kg

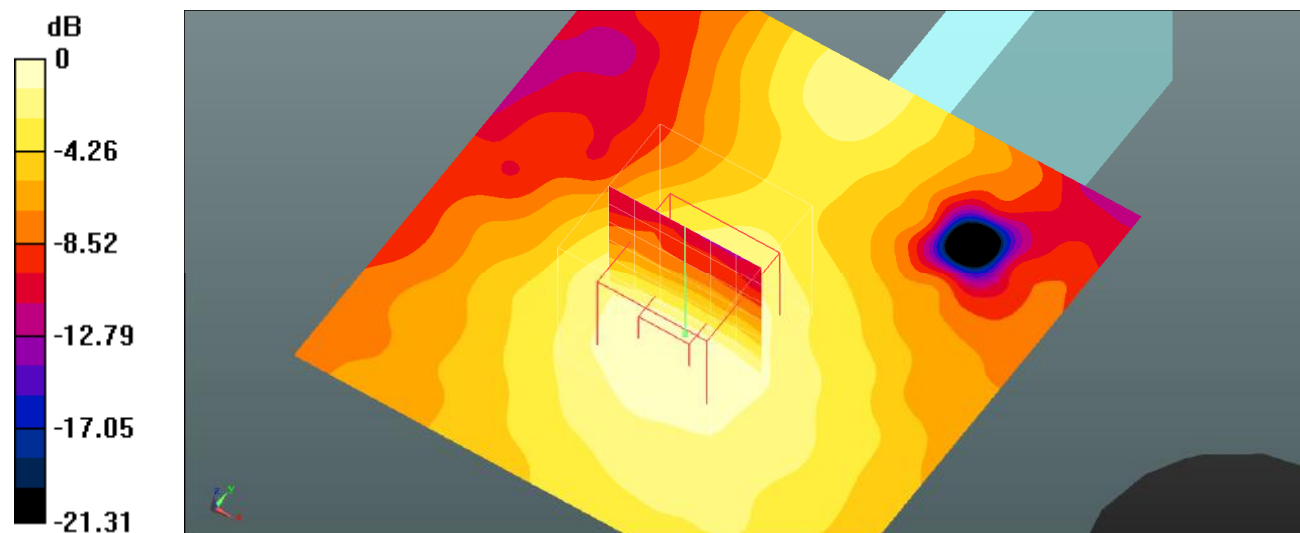
Body Right/LTE Band 7 1RB Mid/Zoom Scan (7x7x7)/Cube 0: Measurement grid: dx=5mm, dy=5mm, dz=5mm

Reference Value = 5.325 V/m; Power Drift = -0.00 dB

Peak SAR (extrapolated) = 0.114 W/kg

SAR(1 g) = 0.060 W/kg; SAR(10 g) = 0.036 W/kg

Maximum value of SAR (measured) = 0.0643 W/kg



Plot 118#: LTE Band 7_50%RB_Body Right_Mid**DUT: MAX 2 ULTRA; Type: MAX 2 ULTRA; Serial: SZNS220126-03751E-SA-S1**

Communication System: UID 0, Generic FDD-LTE (0); Frequency: 2535 MHz; Duty Cycle: 1:1

Medium parameters used (interpolated): $f = 2535$ MHz; $\sigma = 1.903$ S/m; $\epsilon_r = 39.731$; $\rho = 1000$ kg/m³

Phantom section: Flat Section

DASY5 Configuration:

- Probe: EX3DV4- SN3619; ConvF(6.53, 6.53, 6.53); Calibrated: 2021/08/25
- Sensor-Surface: 4mm (Mechanical Surface Detection)
- Electronics: DAE4 Sn1211; Calibrated: 2022/03/01
- Phantom: Twin SAM; Type: QD000P40CD; Serial: TP:1744
- Measurement SW: DASY52, Version 52.10 (4); SEMCAD X Version 14.6.14 (7501)

Body Right/LTE Band 7 50%RB Mid/Area Scan (101x101x1): Interpolated grid: dx=1.000 mm, dy=1.000 mm

Maximum value of SAR (interpolated) = 0.0492 W/kg

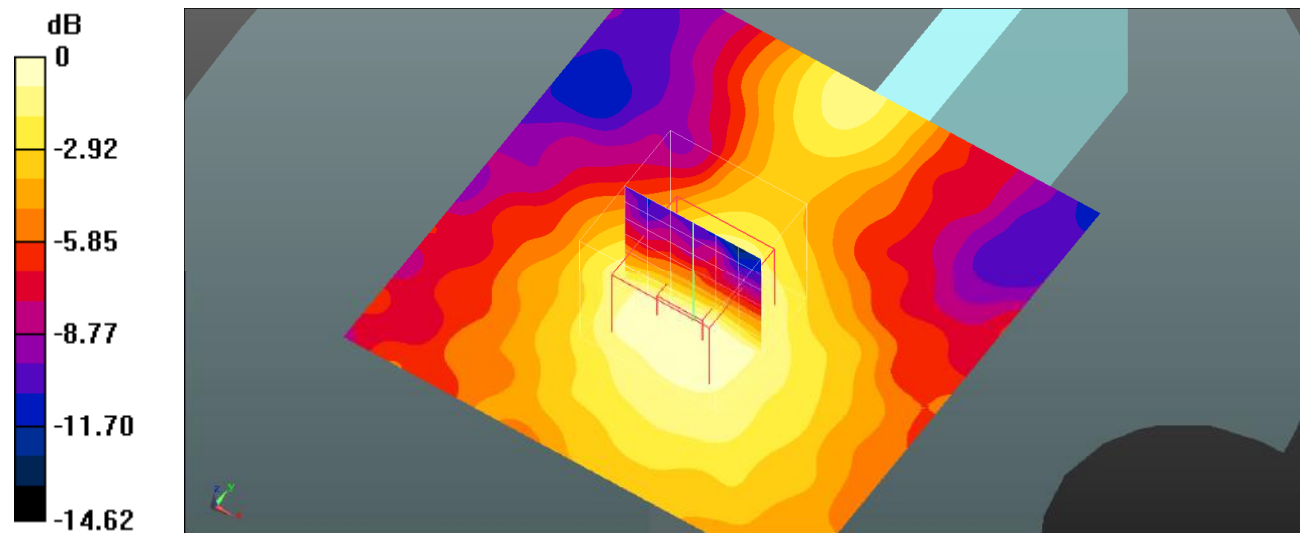
Body Right/LTE Band 7 50%RB Mid/Zoom Scan (7x7x7)/Cube 0: Measurement grid: dx=5mm, dy=5mm, dz=5mm

Reference Value = 4.727 V/m; Power Drift = -0.17 dB

Peak SAR (extrapolated) = 0.0870 W/kg

SAR(1 g) = 0.046 W/kg; SAR(10 g) = 0.027 W/kg

Maximum value of SAR (measured) = 0.0494 W/kg



0 dB = 0.0494 W/kg = -13.06 dBW/kg

Plot 119#: LTE Band 7_1RB_Body Bottom_Mid**DUT: MAX 2 ULTRA; Type: MAX 2 ULTRA; Serial: SZNS220126-03751E-SA-S1**

Communication System: UID 0, Generic FDD-LTE (0); Frequency: 2535 MHz; Duty Cycle: 1:1

Medium parameters used (interpolated): $f = 2535$ MHz; $\sigma = 1.903$ S/m; $\epsilon_r = 39.731$; $\rho = 1000$ kg/m³

Phantom section: Flat Section

DASY5 Configuration:

- Probe: EX3DV4- SN3619; ConvF(6.53, 6.53, 6.53); Calibrated: 2021/08/25
- Sensor-Surface: 4mm (Mechanical Surface Detection)
- Electronics: DAE4 Sn1211; Calibrated: 2022/03/01
- Phantom: Twin SAM; Type: QD000P40CD; Serial: TP:1744
- Measurement SW: DASY52, Version 52.10 (4); SEMCAD X Version 14.6.14 (7501)

Body Bottom/LTE Band 7 1RB Mid/Area Scan (101x101x1): Interpolated grid: dx=1.000 mm, dy=1.000 mm

Maximum value of SAR (interpolated) = 0.791 W/kg

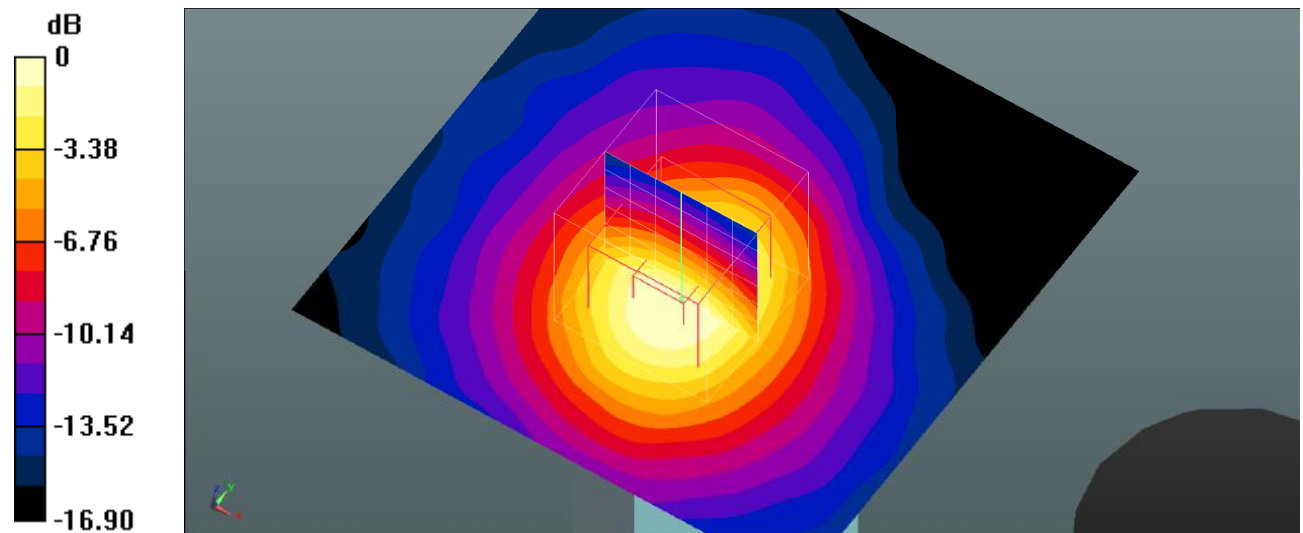
Body Bottom/LTE Band 7 1RB Mid/Zoom Scan (7x7x7)/Cube 0: Measurement grid: dx=5mm, dy=5mm, dz=5mm

Reference Value = 16.79 V/m; Power Drift = -0.03 dB

Peak SAR (extrapolated) = 1.13 W/kg

SAR(1 g) = 0.660 W/kg; SAR(10 g) = 0.350 W/kg

Maximum value of SAR (measured) = 0.716 W/kg



0 dB = 0.716 W/kg = -1.45 dBW/kg

Plot 120#: LTE Band 7_50%RB_Body Bottom_Mid**DUT: MAX 2 ULTRA; Type: MAX 2 ULTRA; Serial: SZNS220126-03751E-SA-S1**

Communication System: UID 0, Generic FDD-LTE (0); Frequency: 2535 MHz; Duty Cycle: 1:1

Medium parameters used (interpolated): $f = 2535$ MHz; $\sigma = 1.903$ S/m; $\epsilon_r = 39.731$; $\rho = 1000$ kg/m³

Phantom section: Flat Section

DASY5 Configuration:

- Probe: EX3DV4- SN3619; ConvF(6.53, 6.53, 6.53); Calibrated: 2021/08/25
- Sensor-Surface: 4mm (Mechanical Surface Detection)
- Electronics: DAE4 Sn1211; Calibrated: 2022/03/01
- Phantom: Twin SAM; Type: QD000P40CD; Serial: TP:1744
- Measurement SW: DASY52, Version 52.10 (4); SEMCAD X Version 14.6.14 (7501)

Body Bottom/LTE Band 7 50%RB Mid/Area Scan (101x101x1): Interpolated grid: dx=1.000 mm, dy=1.000 mm

Maximum value of SAR (interpolated) = 0.591 W/kg

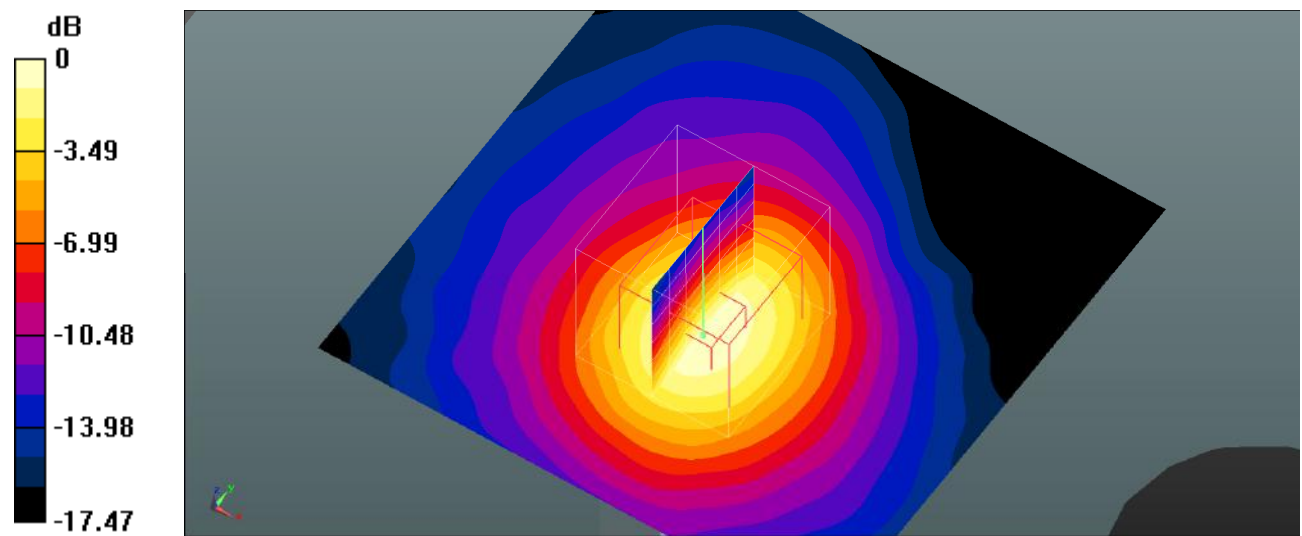
Body Bottom/LTE Band 7 50%RB Mid/Zoom Scan (7x7x7)/Cube 0: Measurement grid: dx=5mm, dy=5mm, dz=5mm

Reference Value = 14.63 V/m; Power Drift = -0.02 dB

Peak SAR (extrapolated) = 0.922 W/kg

SAR(1 g) = 0.540 W/kg; SAR(10 g) = 0.285 W/kg

Maximum value of SAR (measured) = 0.603 W/kg



0 dB = 0.603 W/kg = -2.20 dBW/kg

Plot 121#: LTE Band 12_1RB_Head Left Cheek_Mid**DUT: MAX 2 ULTRA; Type: MAX 2 ULTRA; Serial: SZNS220126-03751E-SA-S1**

Communication System: UID 0, Generic FDD-LTE (0); Frequency: 707.5 MHz; Duty Cycle: 1:1

Medium parameters used (interpolated): $f = 707.5$ MHz; $\sigma = 0.869$ S/m; $\epsilon_r = 42.655$; $\rho = 1000$ kg/m³

Phantom section: Left Section

DASY5 Configuration:

- Probe: EX3DV4- SN3619; ConvF(8.63, 8.63, 8.63); Calibrated: 2021/08/25
- Sensor-Surface: 4mm (Mechanical Surface Detection)
- Electronics: DAE4 Sn1211; Calibrated: 2022/03/01
- Phantom: Twin SAM; Type: QD000P40CD; Serial: TP:1744
- Measurement SW: DASY52, Version 52.10 (4); SEMCAD X Version 14.6.14 (7501)

Head Left Cheek/LTE Band 12 1RB Mid/Area Scan (71x91x1): Interpolated grid: dx=1.500 mm, dy=1.500 mm

Maximum value of SAR (interpolated) = 0.00963 W/kg


Head Left Cheek/LTE Band 12 1RB Mid/Zoom Scan (5x5x7)/Cube 0: Measurement grid: dx=8mm, dy=8mm, dz=5mm

Reference Value = 0 V/m; Power Drift = 0.00 dB

Peak SAR (extrapolated) = 0.00822 W/kg

SAR(1 g) = 0.0064 W/kg; SAR(10 g) = 0.0049 W/kg

Maximum value of SAR (measured) = 0.00638 W/kg



0 dB = 0.00638 W/kg = -21.95 dBW/kg

Plot 122#: LTE Band 12_50%RB_Head Left Cheek_Mid**DUT: MAX 2 ULTRA; Type: MAX 2 ULTRA; Serial: SZNS220126-03751E-SA-S1**

Communication System: UID 0, Generic FDD-LTE (0); Frequency: 707.5 MHz; Duty Cycle: 1:1

Medium parameters used (interpolated): $f = 707.5$ MHz; $\sigma = 0.869$ S/m; $\epsilon_r = 42.655$; $\rho = 1000$ kg/m³

Phantom section: Left Section

DASY5 Configuration:

- Probe: EX3DV4- SN3619; ConvF(8.63, 8.63, 8.63); Calibrated: 2021/08/25
- Sensor-Surface: 4mm (Mechanical Surface Detection)
- Electronics: DAE4 Sn1211; Calibrated: 2022/03/01
- Phantom: Twin SAM; Type: QD000P40CD; Serial: TP:1744
- Measurement SW: DASY52, Version 52.10 (4); SEMCAD X Version 14.6.14 (7501)

Head Left Cheek/LTE Band 12 50%RB Mid/Area Scan (71x91x1): Interpolated grid: dx=1.500 mm, dy=1.500 mm

Maximum value of SAR (interpolated) = 0.0145 W/kg


Head Left Cheek/LTE Band 12 50%RB Mid/Zoom Scan (5x5x7)/Cube 0: Measurement grid: dx=8mm, dy=8mm, dz=5mm

Reference Value = 0 V/m; Power Drift = 0.00 dB

Peak SAR (extrapolated) = 0.00958 W/kg

SAR(1 g) = 0.0077 W/kg; SAR(10 g) = 0.00618 W/kg

Maximum value of SAR (measured) = 0.00793 W/kg



0 dB = 0.00793 W/kg = -21.01 dBW/kg

Plot 123#: LTE Band 12_1RB_Head Left Tilt_Mid**DUT: MAX 2 ULTRA; Type: MAX 2 ULTRA; Serial: SZNS220126-03751E-SA-S1**

Communication System: UID 0, Generic FDD-LTE (0); Frequency: 707.5 MHz; Duty Cycle: 1:1

Medium parameters used (interpolated): $f = 707.5$ MHz; $\sigma = 0.869$ S/m; $\epsilon_r = 42.655$; $\rho = 1000$ kg/m³

Phantom section: Left Section

DASY5 Configuration:

- Probe: EX3DV4- SN3619; ConvF(8.63, 8.63, 8.63); Calibrated: 2021/08/25
- Sensor-Surface: 4mm (Mechanical Surface Detection)
- Electronics: DAE4 Sn1211; Calibrated: 2022/03/01
- Phantom: Twin SAM; Type: QD000P40CD; Serial: TP:1744
- Measurement SW: DASY52, Version 52.10 (4); SEMCAD X Version 14.6.14 (7501)

Head Left Tilt/LTE Band 12 1RB Mid/Area Scan (71x91x1): Interpolated grid: dx=1.500 mm, dy=1.500 mm

Maximum value of SAR (interpolated) = 0.00497 W/kg


Head Left Tilt/LTE Band 12 1RB Mid/Zoom Scan (5x5x7)/Cube 0: Measurement grid: dx=8mm, dy=8mm, dz=5mm

Reference Value = 0 V/m; Power Drift = 0.00 dB

Peak SAR (extrapolated) = 0.00532 W/kg

SAR(1 g) = 0.00366 W/kg; SAR(10 g) = 0.00274 W/kg

Maximum value of SAR (measured) = 0.00429 W/kg



0 dB = 0.00429 W/kg = -23.68 dBW/kg

Plot 124#: LTE Band 12_50%RB_Head Left Tilt_Mid**DUT: MAX 2 ULTRA; Type: MAX 2 ULTRA; Serial: SZNS220126-03751E-SA-S1**

Communication System: UID 0, Generic FDD-LTE (0); Frequency: 707.5 MHz; Duty Cycle: 1:1

Medium parameters used (interpolated): $f = 707.5$ MHz; $\sigma = 0.869$ S/m; $\epsilon_r = 42.655$; $\rho = 1000$ kg/m³

Phantom section: Left Section

DASY5 Configuration:

- Probe: EX3DV4- SN3619; ConvF(8.63, 8.63, 8.63); Calibrated: 2021/08/25
- Sensor-Surface: 4mm (Mechanical Surface Detection)
- Electronics: DAE4 Sn1211; Calibrated: 2022/03/01
- Phantom: Twin SAM; Type: QD000P40CD; Serial: TP:1744
- Measurement SW: DASY52, Version 52.10 (4); SEMCAD X Version 14.6.14 (7501)

Head Left Tilt/LTE Band 12 50%RB Mid/Area Scan (71x91x1): Interpolated grid: dx=1.500 mm, dy=1.500 mm

Maximum value of SAR (interpolated) = 0.00986 W/kg


Head Left Tilt/LTE Band 12 50%RB Mid/Zoom Scan (5x5x7)/Cube 0: Measurement grid: dx=8mm, dy=8mm, dz=5mm

Reference Value = 0 V/m; Power Drift = 0.00 dB

Peak SAR (extrapolated) = 0.0100 W/kg

SAR(1 g) = 0.00455 W/kg; SAR(10 g) = 0.00343 W/kg

Maximum value of SAR (measured) = 0.00451 W/kg



0 dB = 0.00451 W/kg = -23.46 dBW/kg

Plot 125#: LTE Band 12_1RB_Head Right Cheek_Mid**DUT: MAX 2 ULTRA; Type: MAX 2 ULTRA; Serial: SZNS220126-03751E-SA-S1**

Communication System: UID 0, Generic FDD-LTE (0); Frequency: 707.5 MHz; Duty Cycle: 1:1

Medium parameters used (interpolated): $f = 707.5$ MHz; $\sigma = 0.869$ S/m; $\epsilon_r = 42.655$; $\rho = 1000$ kg/m³

Phantom section: Right Section

DASY5 Configuration:

- Probe: EX3DV4- SN3619; ConvF(8.63, 8.63, 8.63); Calibrated: 2021/08/25
- Sensor-Surface: 4mm (Mechanical Surface Detection)
- Electronics: DAE4 Sn1211; Calibrated: 2022/03/01
- Phantom: Twin SAM; Type: QD000P40CD; Serial: TP:1744
- Measurement SW: DASY52, Version 52.10 (4); SEMCAD X Version 14.6.14 (7501)

Head Right Cheek/LTE Band 12 1RB Mid/Area Scan (71x91x1): Interpolated grid: dx=1.500 mm, dy=1.500 mm

Maximum value of SAR (interpolated) = 0.0108 W/kg

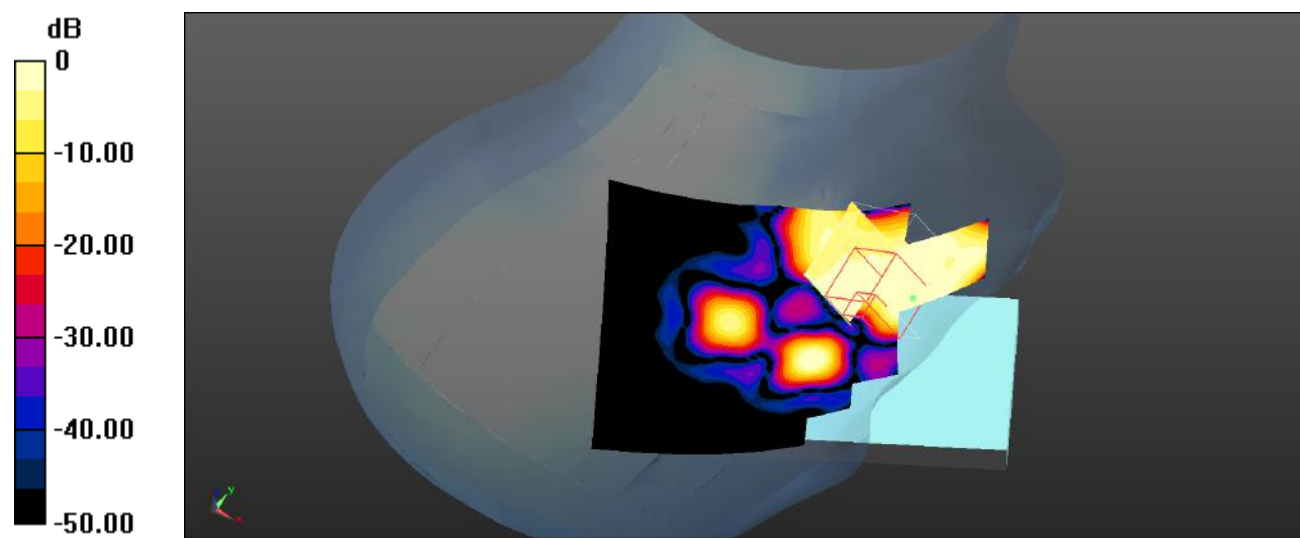
Head Right Cheek/LTE Band 12 1RB Mid/Zoom Scan (5x5x7)/Cube 0: Measurement grid: dx=8mm, dy=8mm, dz=5mm

Reference Value = 0 V/m; Power Drift = 0.00 dB

Peak SAR (extrapolated) = 0.00668 W/kg

SAR(1 g) = 0.00553 W/kg; SAR(10 g) = 0.00389 W/kg

Maximum value of SAR (measured) = 0.00626 W/kg



0 dB = 0.00626 W/kg = -22.03 dBW/kg

Plot 126#: LTE Band 12_50%RB_Head Right Cheek_Mid**DUT: MAX 2 ULTRA; Type: MAX 2 ULTRA; Serial: SZNS220126-03751E-SA-S1**

Communication System: UID 0, Generic FDD-LTE (0); Frequency: 707.5 MHz; Duty Cycle: 1:1

Medium parameters used (interpolated): $f = 707.5$ MHz; $\sigma = 0.869$ S/m; $\epsilon_r = 42.655$; $\rho = 1000$ kg/m³

Phantom section: Right Section

DASY5 Configuration:

- Probe: EX3DV4- SN3619; ConvF(8.63, 8.63, 8.63); Calibrated: 2021/08/25
- Sensor-Surface: 4mm (Mechanical Surface Detection)
- Electronics: DAE4 Sn1211; Calibrated: 2022/03/01
- Phantom: Twin SAM; Type: QD000P40CD; Serial: TP:1744
- Measurement SW: DASY52, Version 52.10 (4); SEMCAD X Version 14.6.14 (7501)

Head Right Cheek/LTE Band 12 50%RB Mid/Area Scan (71x91x1): Interpolated grid: dx=1.500 mm, dy=1.500 mm

Maximum value of SAR (interpolated) = 0.00100 W/kg

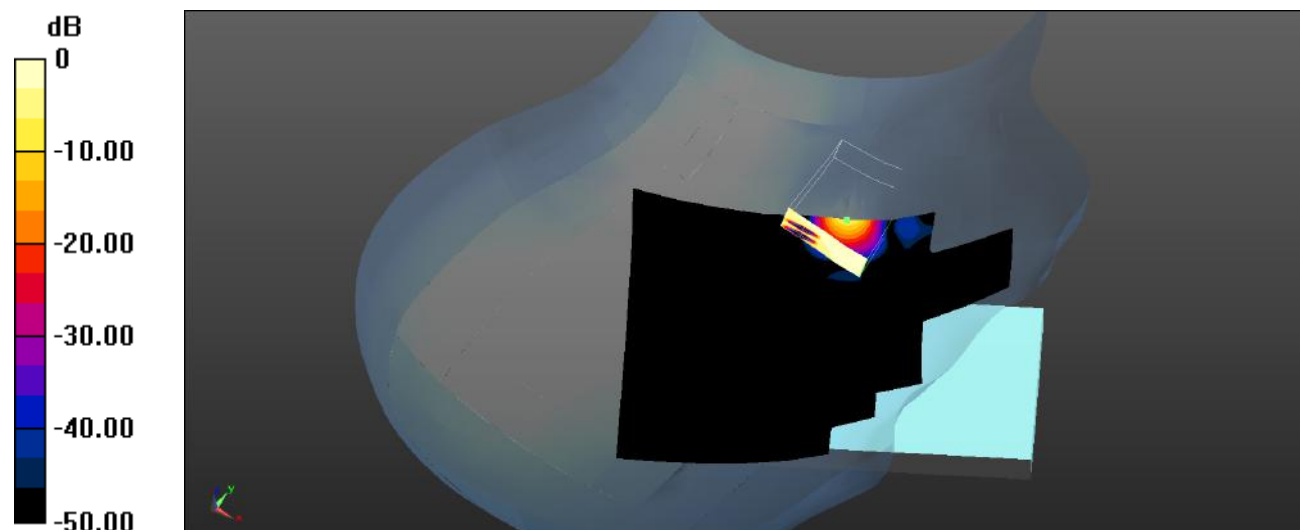
Head Right Cheek/LTE Band 12 50%RB Mid/Zoom Scan (5x5x7)/Cube 0: Measurement grid: dx=8mm, dy=8mm, dz=5mm

Reference Value = 0 V/m; Power Drift = 0.00 dB

Peak SAR (extrapolated) = 0.00661 W/kg

SAR(1 g) = 0.00544. ; SAR(10 g) = 0.00356

Maximum value of SAR (measured) = 0.00387 W/kg



0 dB = 0.00387 W/kg = -24.12 dBW/kg

Plot 127#: LTE Band 12_1RB_Head Right Tilt_Mid**DUT: MAX 2 ULTRA; Type: MAX 2 ULTRA; Serial: SZNS220126-03751E-SA-S1**

Communication System: UID 0, Generic FDD-LTE (0); Frequency: 707.5 MHz; Duty Cycle: 1:1

Medium parameters used (interpolated): $f = 707.5$ MHz; $\sigma = 0.869$ S/m; $\epsilon_r = 42.655$; $\rho = 1000$ kg/m³

Phantom section: Right Section

DASY5 Configuration:

- Probe: EX3DV4- SN3619; ConvF(8.63, 8.63, 8.63); Calibrated: 2021/08/25
- Sensor-Surface: 4mm (Mechanical Surface Detection)
- Electronics: DAE4 Sn1211; Calibrated: 2022/03/01
- Phantom: Twin SAM; Type: QD000P40CD; Serial: TP:1744
- Measurement SW: DASY52, Version 52.10 (4); SEMCAD X Version 14.6.14 (7501)

Head Right Tilt/LTE Band 12 1RB Mid/Area Scan (71x91x1): Interpolated grid: dx=1.500 mm, dy=1.500 mm

Maximum value of SAR (interpolated) = 0.00999 W/kg

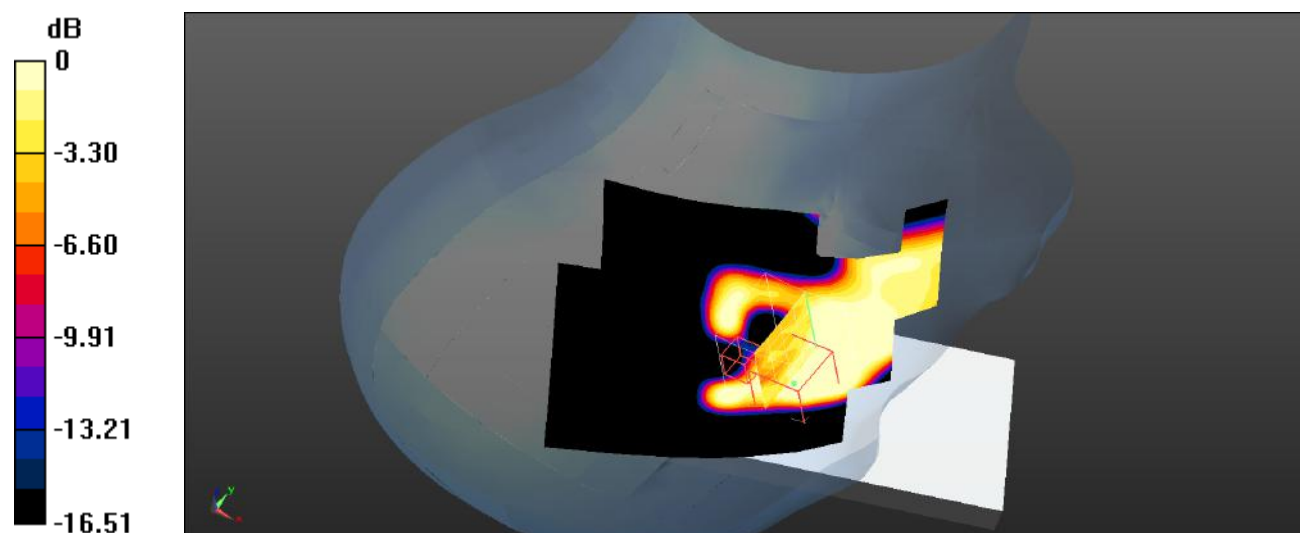
Head Right Tilt/LTE Band 12 1RB Mid/Zoom Scan (5x5x7)/Cube 0: Measurement grid: dx=8mm, dy=8mm, dz=5mm

Reference Value = 1.369 V/m; Power Drift = -0.10 dB

Peak SAR (extrapolated) = 0.00366 W/kg

SAR(1 g) = 0.00178 W/kg; SAR(10 g) = 0.000703 W/kg

Maximum value of SAR (measured) = 0.00359 W/kg



0 dB = 0.00359 W/kg = -24.45 dBW/kg

Plot 128#: LTE Band 12_50%RB_Head Right Tilt_Mid**DUT: MAX 2 ULTRA; Type: MAX 2 ULTRA; Serial: SZNS220126-03751E-SA-S1**

Communication System: UID 0, Generic FDD-LTE (0); Frequency: 707.5 MHz; Duty Cycle: 1:1

Medium parameters used (interpolated): $f = 707.5$ MHz; $\sigma = 0.869$ S/m; $\epsilon_r = 42.655$; $\rho = 1000$ kg/m³

Phantom section: Right Section

DASY5 Configuration:

- Probe: EX3DV4- SN3619; ConvF(8.63, 8.63, 8.63); Calibrated: 2021/08/25
- Sensor-Surface: 4mm (Mechanical Surface Detection)
- Electronics: DAE4 Sn1211; Calibrated: 2022/03/01
- Phantom: Twin SAM; Type: QD000P40CD; Serial: TP:1744
- Measurement SW: DASY52, Version 52.10 (4); SEMCAD X Version 14.6.14 (7501)

Head Right Tilt/LTE Band 12 50%RB Mid/Area Scan (71x91x1): Interpolated grid: dx=1.500 mm, dy=1.500 mm

Maximum value of SAR (interpolated) = 0.00887 W/kg

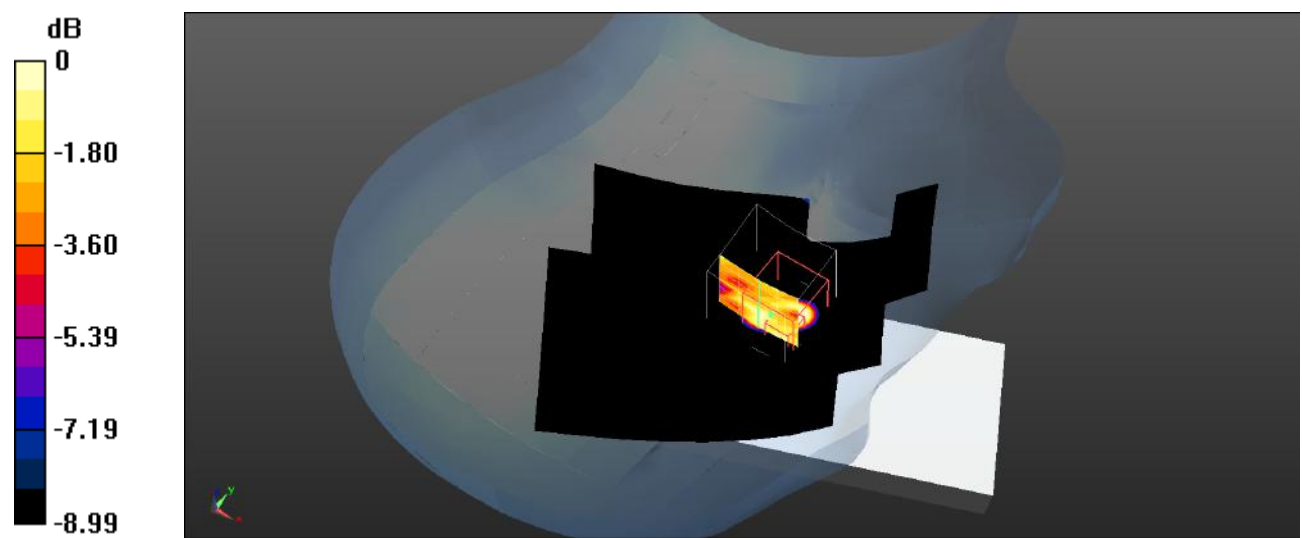
Head Right Tilt/LTE Band 12 50%RB Mid/Zoom Scan (5x5x7)/Cube 0: Measurement grid: dx=8mm, dy=8mm, dz=5mm

Reference Value = 0 V/m; Power Drift = 0.00 dB

Peak SAR (extrapolated) = 0.00445 W/kg

SAR(1 g) = 0.00304 W/kg; SAR(10 g) = 0.00236 W/kg

Maximum value of SAR (measured) = 0.00325 W/kg



0 dB = 0.00325 W/kg = -24.88 dBW/kg

Plot 129#: LTE Band 12_1RB_Body Front_Mid**DUT: MAX 2 ULTRA; Type: MAX 2 ULTRA; Serial: SZNS220126-03751E-SA-S1**

Communication System: UID 0, Generic FDD-LTE (0); Frequency: 707.5 MHz; Duty Cycle: 1:1

Medium parameters used (interpolated): $f = 707.5$ MHz; $\sigma = 0.869$ S/m; $\epsilon_r = 42.655$; $\rho = 1000$ kg/m³

Phantom section: Flat Section

DASY5 Configuration:

- Probe: EX3DV4- SN3619; ConvF(8.63, 8.63, 8.63); Calibrated: 2021/08/25
- Sensor-Surface: 4mm (Mechanical Surface Detection)
- Electronics: DAE4 Sn1211; Calibrated: 2022/03/01
- Phantom: Twin SAM; Type: QD000P40CD; Serial: TP:1744
- Measurement SW: DASY52, Version 52.10 (4); SEMCAD X Version 14.6.14 (7501)

Body Front/LTE Band 12 1RB Mid/Area Scan (71x111x1): Interpolated grid: dx=1.500 mm, dy=1.500 mm

Maximum value of SAR (interpolated) = 0.0178 W/kg

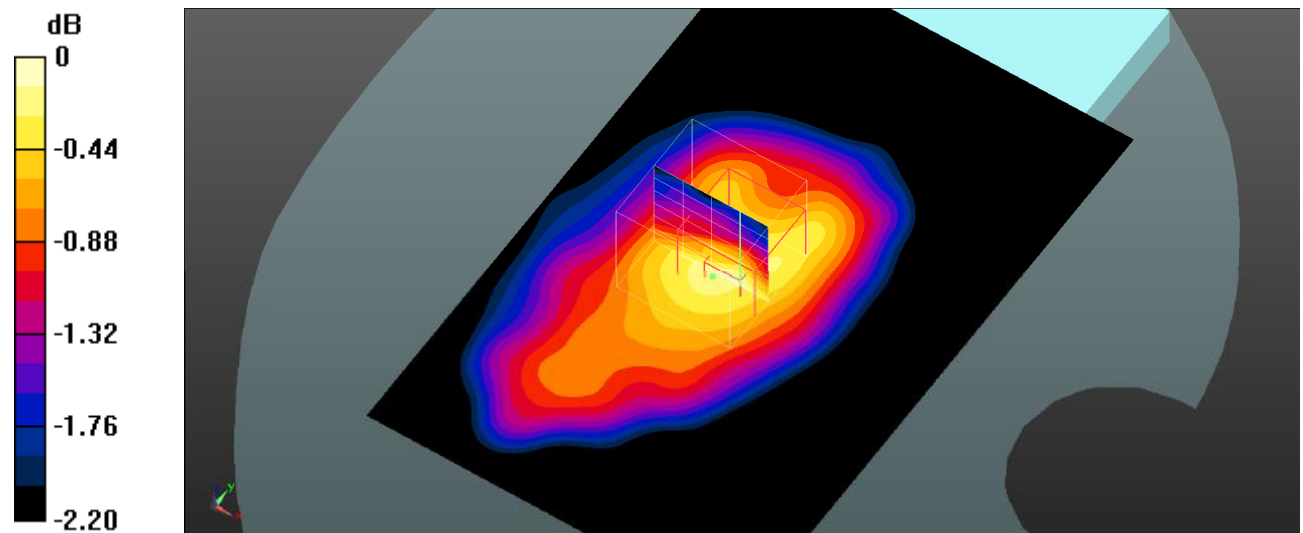
Body Front/LTE Band 12 1RB Mid/Zoom Scan (5x5x7)/Cube 0: Measurement grid: dx=8mm, dy=8mm, dz=5mm

Reference Value = 4.507 V/m; Power Drift = 0.04 dB

Peak SAR (extrapolated) = 0.0200 W/kg

SAR(1 g) = 0.019 W/kg; SAR(10 g) = 0.017 W/kg

Maximum value of SAR (measured) = 0.0188 W/kg



0 dB = 0.0188 W/kg = -17.26 dBW/kg

Plot 130#: LTE Band 12_50%RB_Body Front_Mid**DUT: MAX 2 ULTRA; Type: MAX 2 ULTRA; Serial: SZNS220126-03751E-SA-S1**

Communication System: UID 0, Generic FDD-LTE (0); Frequency: 707.5 MHz; Duty Cycle: 1:1

Medium parameters used (interpolated): $f = 707.5$ MHz; $\sigma = 0.869$ S/m; $\epsilon_r = 42.655$; $\rho = 1000$ kg/m³

Phantom section: Flat Section

DASY5 Configuration:

- Probe: EX3DV4- SN3619; ConvF(8.63, 8.63, 8.63); Calibrated: 2021/08/25
- Sensor-Surface: 4mm (Mechanical Surface Detection)
- Electronics: DAE4 Sn1211; Calibrated: 2022/03/01
- Phantom: Twin SAM; Type: QD000P40CD; Serial: TP:1744
- Measurement SW: DASY52, Version 52.10 (4); SEMCAD X Version 14.6.14 (7501)

Body Front/LTE Band 12 50%RB Mid/Area Scan (71x111x1): Interpolated grid: dx=1.500 mm, dy=1.500 mm

Maximum value of SAR (interpolated) = 0.0195 W/kg

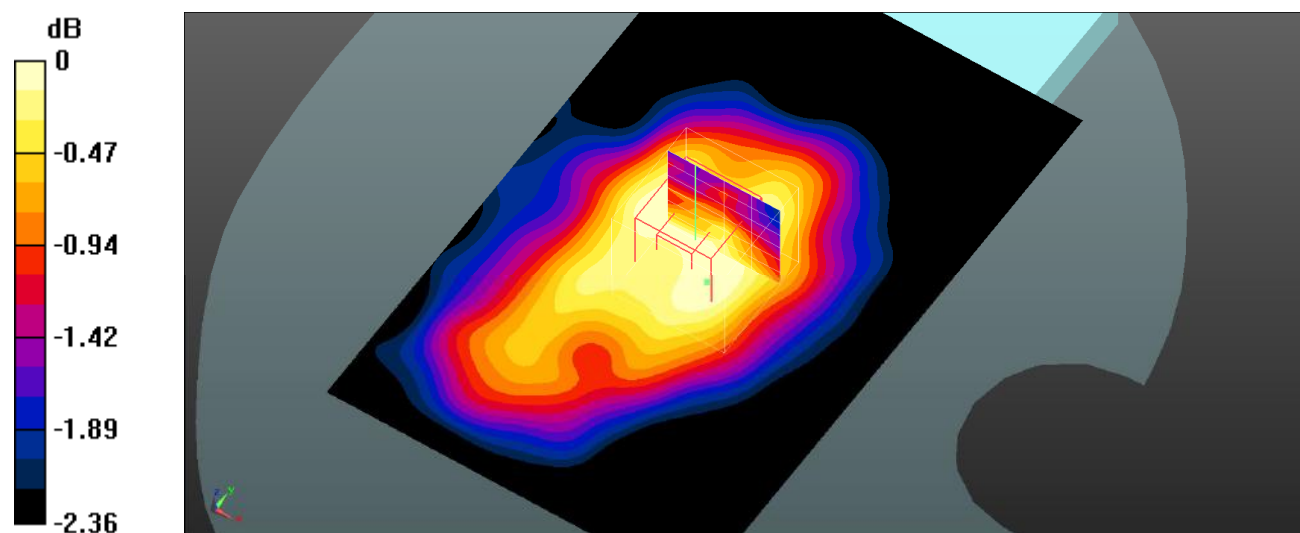
Body Front/LTE Band 12 50%RB Mid/Zoom Scan (5x5x7)/Cube 0: Measurement grid: dx=8mm, dy=8mm, dz=5mm

Reference Value = 4.920 V/m; Power Drift = -0.04 dB

Peak SAR (extrapolated) = 0.0210 W/kg

SAR(1 g) = 0.019 W/kg; SAR(10 g) = 0.017 W/kg

Maximum value of SAR (measured) = 0.0191 W/kg



0 dB = 0.0191 W/kg = -17.19 dBW/kg

Plot 131#: LTE Band 12_1RB_Body Back_Mid**DUT: MAX 2 ULTRA; Type: MAX 2 ULTRA; Serial: SZNS220126-03751E-SA-S1**

Communication System: UID 0, Generic FDD-LTE (0); Frequency: 707.5 MHz; Duty Cycle: 1:1

Medium parameters used (interpolated): $f = 707.5$ MHz; $\sigma = 0.869$ S/m; $\epsilon_r = 42.655$; $\rho = 1000$ kg/m³

Phantom section: Flat Section

DASY5 Configuration:

- Probe: EX3DV4- SN3619; ConvF(8.63, 8.63, 8.63); Calibrated: 2021/08/25
- Sensor-Surface: 4mm (Mechanical Surface Detection)
- Electronics: DAE4 Sn1211; Calibrated: 2022/03/01
- Phantom: Twin SAM; Type: QD000P40CD; Serial: TP:1744
- Measurement SW: DASY52, Version 52.10 (4); SEMCAD X Version 14.6.14 (7501)

Body Back/LTE Band 12 1RB Mid/Area Scan (71x91x1): Interpolated grid: dx=1.500 mm, dy=1.500 mm

Maximum value of SAR (interpolated) = 0.0225 W/kg

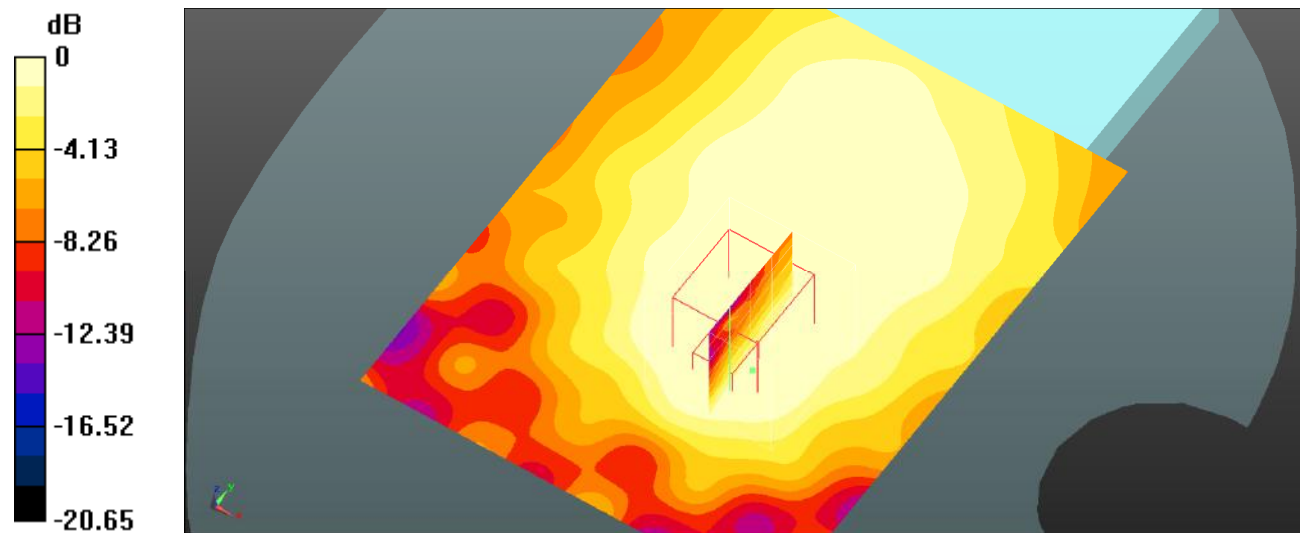
Body Back/LTE Band 12 1RB Mid/Zoom Scan (5x5x7)/Cube 0: Measurement grid: dx=8mm, dy=8mm, dz=5mm

Reference Value = 4.764 V/m; Power Drift = -0.07 dB

Peak SAR (extrapolated) = 0.0250 W/kg

SAR(1 g) = 0.019 W/kg; SAR(10 g) = 0.013 W/kg

Maximum value of SAR (measured) = 0.0195 W/kg



0 dB = 0.0195 W/kg = -17.10 dBW/kg

Plot 132#: LTE Band 12_50%RB_Body Back_Mid**DUT: MAX 2 ULTRA; Type: MAX 2 ULTRA; Serial: SZNS220126-03751E-SA-S1**

Communication System: UID 0, Generic FDD-LTE (0); Frequency: 707.5 MHz; Duty Cycle: 1:1

Medium parameters used (interpolated): $f = 707.5$ MHz; $\sigma = 0.869$ S/m; $\epsilon_r = 42.655$; $\rho = 1000$ kg/m³

Phantom section: Flat Section

DASY5 Configuration:

- Probe: EX3DV4- SN3619; ConvF(8.63, 8.63, 8.63); Calibrated: 2021/08/25
- Sensor-Surface: 4mm (Mechanical Surface Detection)
- Electronics: DAE4 Sn1211; Calibrated: 2022/03/01
- Phantom: Twin SAM; Type: QD000P40CD; Serial: TP:1744
- Measurement SW: DASY52, Version 52.10 (4); SEMCAD X Version 14.6.14 (7501)

Body Back/LTE Band 12 50%RB Mid/Area Scan (71x91x1): Interpolated grid: dx=1.500 mm, dy=1.500 mm

Maximum value of SAR (interpolated) = 0.0233 W/kg

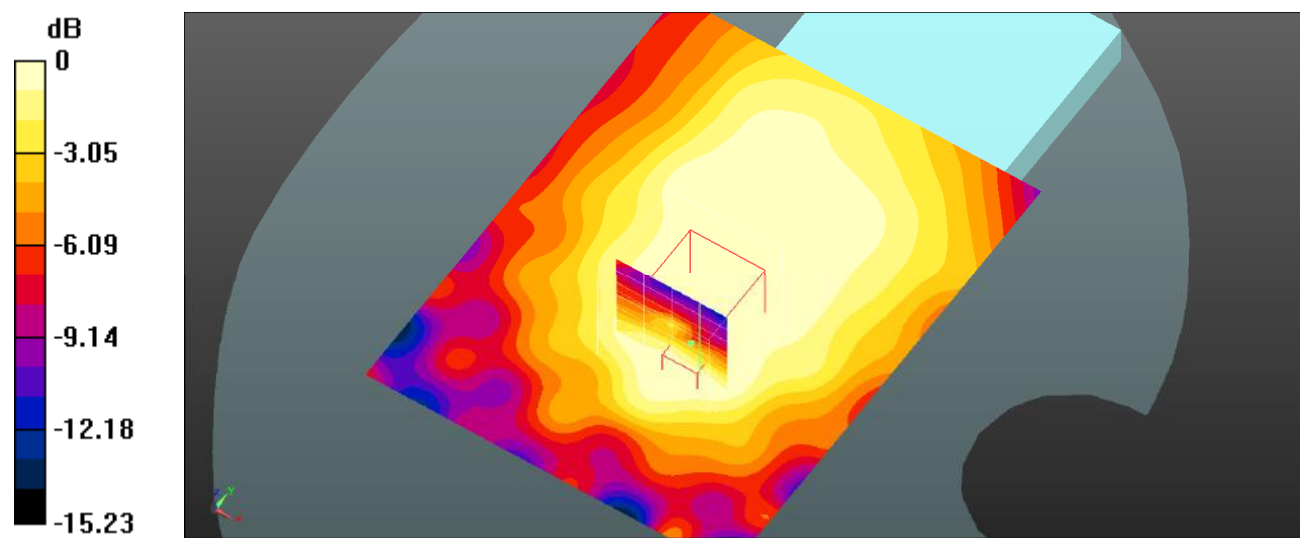
Body Back/LTE Band 12 50%RB Mid/Zoom Scan (5x5x7)/Cube 0: Measurement grid: dx=8mm, dy=8mm, dz=5mm

Reference Value = 4.794 V/m; Power Drift = -0.07 dB

Peak SAR (extrapolated) = 0.0320 W/kg

SAR(1 g) = 0.020 W/kg; SAR(10 g) = 0.014 W/kg

Maximum value of SAR (measured) = 0.0206 W/kg



0 dB = 0.0206 W/kg = -16.86 dBW/kg

Plot 133#: LTE Band 12_1RB_Body Left_Mid**DUT: MAX 2 ULTRA; Type: MAX 2 ULTRA; Serial: SZNS220126-03751E-SA-S1**

Communication System: UID 0, Generic FDD-LTE (0); Frequency: 707.5 MHz; Duty Cycle: 1:1

Medium parameters used (interpolated): $f = 707.5$ MHz; $\sigma = 0.869$ S/m; $\epsilon_r = 42.655$; $\rho = 1000$ kg/m³

Phantom section: Flat Section

DASY5 Configuration:

- Probe: EX3DV4- SN3619; ConvF(8.63, 8.63, 8.63); Calibrated: 2021/08/25
- Sensor-Surface: 4mm (Mechanical Surface Detection)
- Electronics: DAE4 Sn1211; Calibrated: 2022/03/01
- Phantom: Twin SAM; Type: QD000P40CD; Serial: TP:1744
- Measurement SW: DASY52, Version 52.10 (4); SEMCAD X Version 14.6.14 (7501)

Body Left/LTE Band 12 1RB Mid/Area Scan (71x91x1): Interpolated grid: dx=1.500 mm, dy=1.500 mm

Maximum value of SAR (interpolated) = 0.0104 W/kg

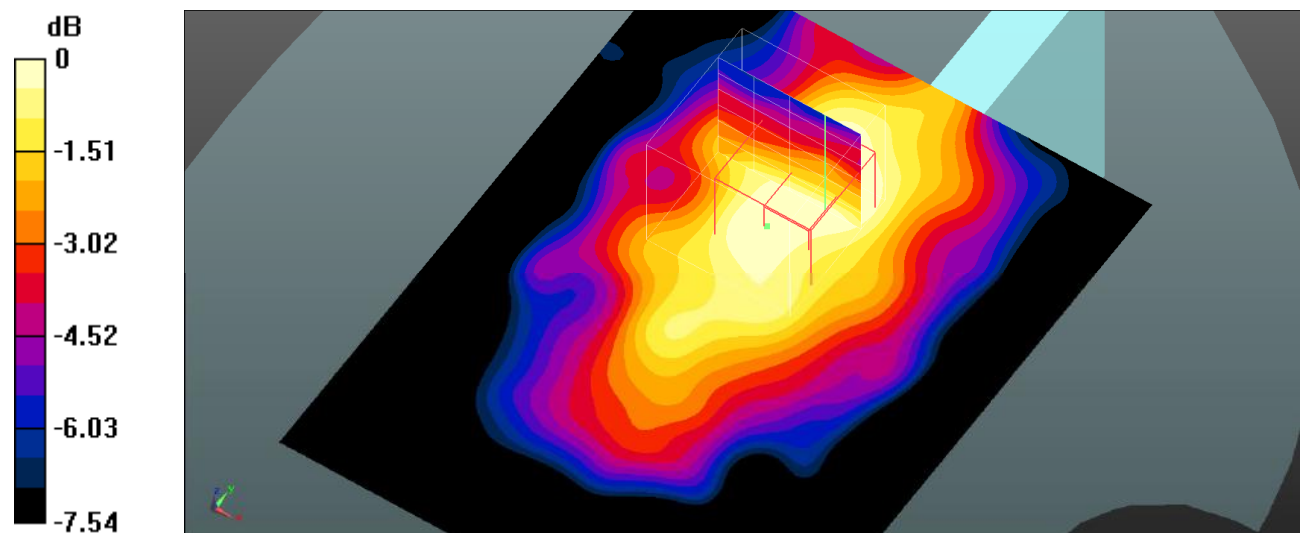
Body Left/LTE Band 12 1RB Mid/Zoom Scan (5x5x7)/Cube 0: Measurement grid: dx=8mm, dy=8mm, dz=5mm

Reference Value = 2.912 V/m; Power Drift = -0.05 dB

Peak SAR (extrapolated) = 0.0140 W/kg

SAR(1 g) = 0.0098 W/kg; SAR(10 g) = 0.00736 W/kg

Maximum value of SAR (measured) = 0.0100 W/kg



0 dB = 0.0100 W/kg = -20.00 dBW/kg

Plot 134#: LTE Band 12_50%RB_Body Left_Mid**DUT: MAX 2 ULTRA; Type: MAX 2 ULTRA; Serial: SZNS220126-03751E-SA-S1**

Communication System: UID 0, Generic FDD-LTE (0); Frequency: 707.5 MHz; Duty Cycle: 1:1

Medium parameters used (interpolated): $f = 707.5$ MHz; $\sigma = 0.869$ S/m; $\epsilon_r = 42.655$; $\rho = 1000$ kg/m³

Phantom section: Flat Section

DASY5 Configuration:

- Probe: EX3DV4- SN3619; ConvF(8.63, 8.63, 8.63); Calibrated: 2021/08/25
- Sensor-Surface: 4mm (Mechanical Surface Detection)
- Electronics: DAE4 Sn1211; Calibrated: 2022/03/01
- Phantom: Twin SAM; Type: QD000P40CD; Serial: TP:1744
- Measurement SW: DASY52, Version 52.10 (4); SEMCAD X Version 14.6.14 (7501)

Body Left/LTE Band 12 50%RB Mid/Area Scan (71x91x1): Interpolated grid: dx=1.500 mm, dy=1.500 mm

Maximum value of SAR (interpolated) = 0.0119 W/kg

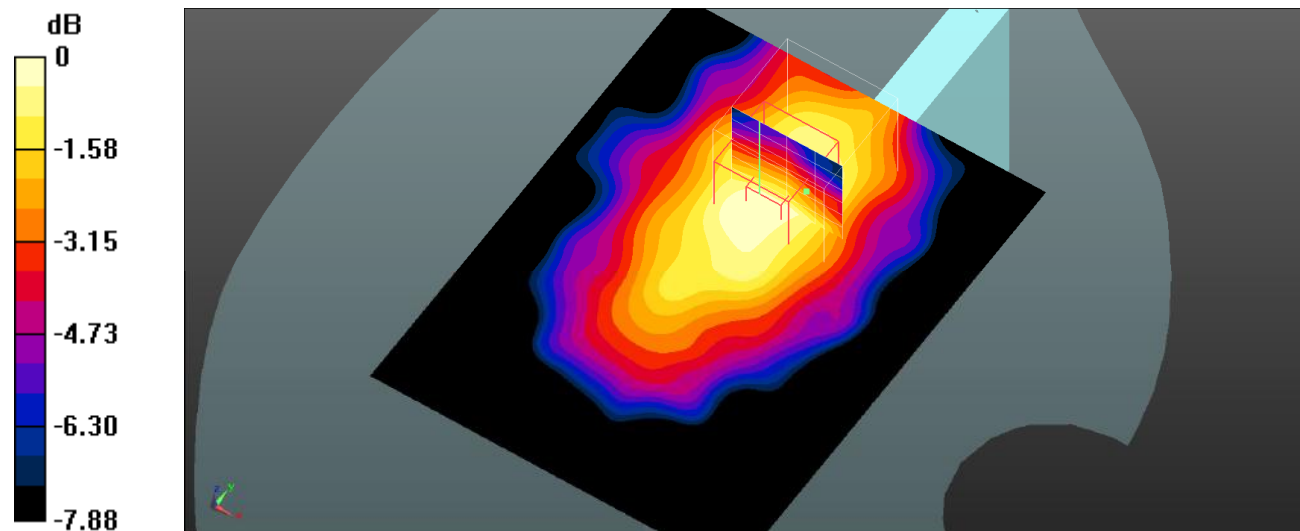
Body Left/LTE Band 12 50%RB Mid/Zoom Scan (5x5x7)/Cube 0: Measurement grid: dx=8mm, dy=8mm, dz=5mm

Reference Value = 3.025 V/m; Power Drift = 0.13 dB

Peak SAR (extrapolated) = 0.0160 W/kg

SAR(1 g) = 0.012 W/kg; SAR(10 g) = 0.00868 W/kg

Maximum value of SAR (measured) = 0.0120 W/kg



0 dB = 0.0120 W/kg = -19.21 dBW/kg

Plot 135#: LTE Band 12_1RB_Body Right_Mid**DUT: MAX 2 ULTRA; Type: MAX 2 ULTRA; Serial: SZNS220126-03751E-SA-S1**

Communication System: UID 0, Generic FDD-LTE (0); Frequency: 707.5 MHz; Duty Cycle: 1:1

Medium parameters used (interpolated): $f = 707.5$ MHz; $\sigma = 0.869$ S/m; $\epsilon_r = 42.655$; $\rho = 1000$ kg/m³

Phantom section: Flat Section

DASY5 Configuration:

- Probe: EX3DV4- SN3619; ConvF(8.63, 8.63, 8.63); Calibrated: 2021/08/25
- Sensor-Surface: 4mm (Mechanical Surface Detection)
- Electronics: DAE4 Sn1211; Calibrated: 2022/03/01
- Phantom: Twin SAM; Type: QD000P40CD; Serial: TP:1744
- Measurement SW: DASY52, Version 52.10 (4); SEMCAD X Version 14.6.14 (7501)

Body Right/LTE Band 12 1RB Mid/Area Scan (71x91x1): Interpolated grid: dx=1.500 mm, dy=1.500 mm

Maximum value of SAR (interpolated) = 0.00793 W/kg

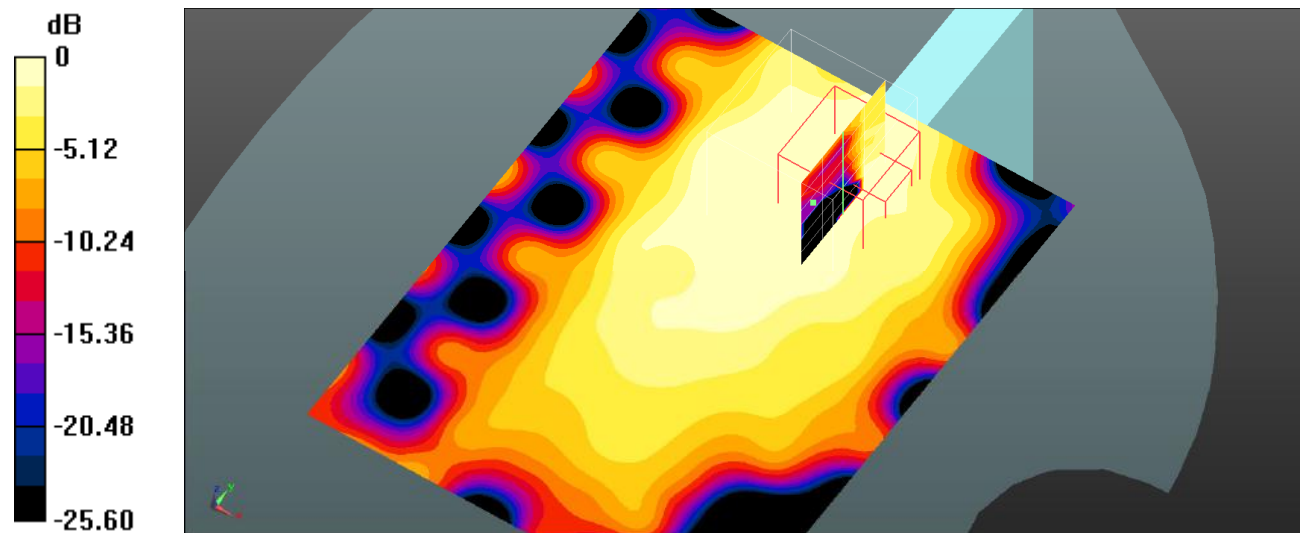
Body Right/LTE Band 12 1RB Mid/Zoom Scan (5x5x7)/Cube 0: Measurement grid: dx=8mm, dy=8mm, dz=5mm

Reference Value = 2.220 V/m; Power Drift = -0.10 dB

Peak SAR (extrapolated) = 0.0120 W/kg

SAR(1 g) = 0.00589 W/kg; SAR(10 g) = 0.00194 W/kg

Maximum value of SAR (measured) = 0.00646 W/kg



0 dB = 0.00646 W/kg = -21.90 dBW/kg

Plot 136#: LTE Band 12_50%RB_Body Right_Mid**DUT: MAX 2 ULTRA; Type: MAX 2 ULTRA; Serial: SZNS220126-03751E-SA-S1**

Communication System: UID 0, Generic FDD-LTE (0); Frequency: 707.5 MHz; Duty Cycle: 1:1

Medium parameters used (interpolated): $f = 707.5$ MHz; $\sigma = 0.869$ S/m; $\epsilon_r = 42.655$; $\rho = 1000$ kg/m³

Phantom section: Flat Section

DASY5 Configuration:

- Probe: EX3DV4- SN3619; ConvF(8.63, 8.63, 8.63); Calibrated: 2021/08/25
- Sensor-Surface: 4mm (Mechanical Surface Detection)
- Electronics: DAE4 Sn1211; Calibrated: 2022/03/01
- Phantom: Twin SAM; Type: QD000P40CD; Serial: TP:1744
- Measurement SW: DASY52, Version 52.10 (4); SEMCAD X Version 14.6.14 (7501)

Body Right/LTE Band 12 50%RB Mid/Area Scan (71x91x1): Interpolated grid: dx=1.500 mm, dy=1.500 mm

Maximum value of SAR (interpolated) = 0.00966 W/kg

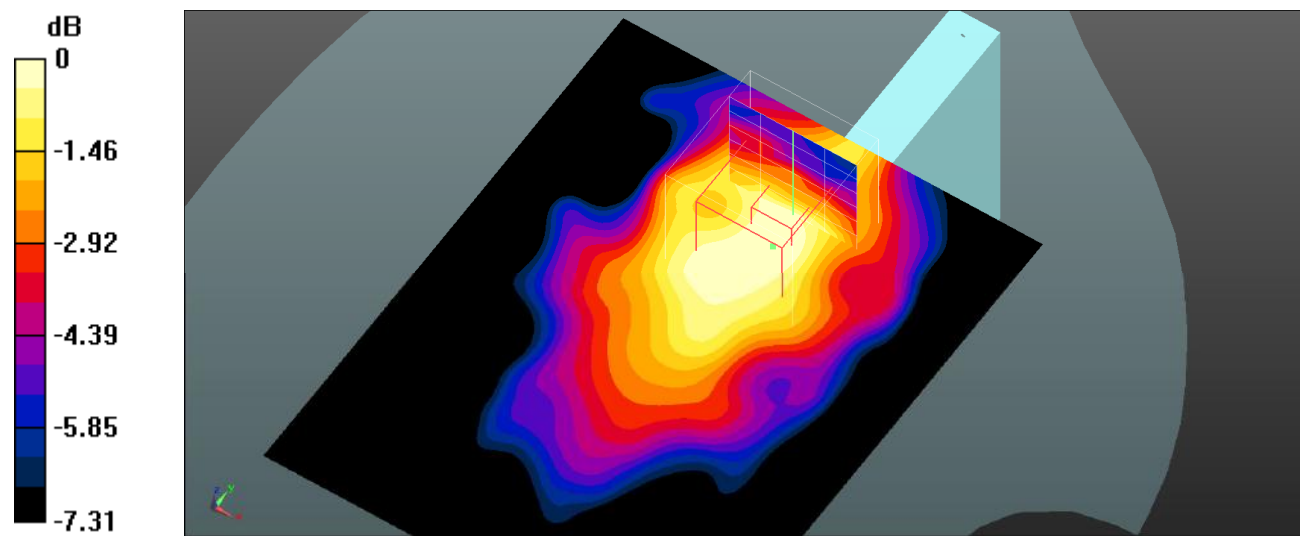
Body Right/LTE Band 12 50%RB Mid/Zoom Scan (5x5x7)/Cube 0: Measurement grid: dx=8mm, dy=8mm, dz=5mm

Reference Value = 2.283 V/m; Power Drift = 0.05 dB

Peak SAR (extrapolated) = 0.0130 W/kg

SAR(1 g) = 0.00865 W/kg; SAR(10 g) = 0.00646 W/kg

Maximum value of SAR (measured) = 0.00908 W/kg



0 dB = 0.00908 W/kg = -20.42 dBW/kg

Plot 137#: LTE Band 12_1RB_Body Bottom_Mid**DUT: MAX 2 ULTRA; Type: MAX 2 ULTRA; Serial: SZNS220126-03751E-SA-S1**

Communication System: UID 0, Generic FDD-LTE (0); Frequency: 707.5 MHz; Duty Cycle: 1:1

Medium parameters used (interpolated): $f = 707.5$ MHz; $\sigma = 0.869$ S/m; $\epsilon_r = 42.655$; $\rho = 1000$ kg/m³

Phantom section: Flat Section

DASY5 Configuration:

- Probe: EX3DV4- SN3619; ConvF(8.63, 8.63, 8.63); Calibrated: 2021/08/25
- Sensor-Surface: 4mm (Mechanical Surface Detection)
- Electronics: DAE4 Sn1211; Calibrated: 2022/03/01
- Phantom: Twin SAM; Type: QD000P40CD; Serial: TP:1744
- Measurement SW: DASY52, Version 52.10 (4); SEMCAD X Version 14.6.14 (7501)

Body Bottom/LTE Band 12 1RB Mid/Area Scan (71x91x1): Interpolated grid: dx=1.500 mm, dy=1.500 mm

Maximum value of SAR (interpolated) = 0.0110 W/kg

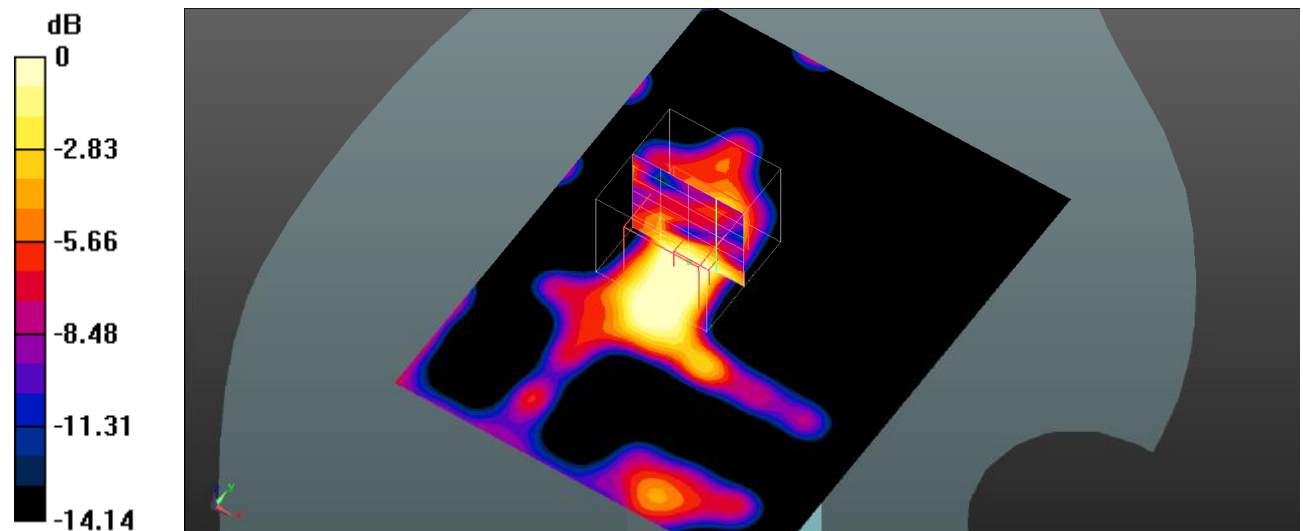
Body Bottom/LTE Band 12 1RB Mid/Zoom Scan (5x5x7)/Cube 0: Measurement grid: dx=8mm, dy=8mm, dz=5mm

Reference Value = 0.5170 V/m; Power Drift = 0.07 dB

Peak SAR (extrapolated) = 0.0100 W/kg

SAR(1 g) = 0.00444 W/kg; SAR(10 g) = 0.00201 W/kg

Maximum value of SAR (measured) = 0.00495 W/kg



0 dB = 0.00495 W/kg = -23.05 dBW/kg

Plot 138#: LTE Band 12_50%RB_Body Bottom_Mid**DUT: MAX 2 ULTRA; Type: MAX 2 ULTRA; Serial: SZNS220126-03751E-SA-S1**

Communication System: UID 0, Generic FDD-LTE (0); Frequency: 707.5 MHz; Duty Cycle: 1:1

Medium parameters used (interpolated): $f = 707.5$ MHz; $\sigma = 0.869$ S/m; $\epsilon_r = 42.655$; $\rho = 1000$ kg/m³

Phantom section: Flat Section

DASY5 Configuration:

- Probe: EX3DV4- SN3619; ConvF(8.63, 8.63, 8.63); Calibrated: 2021/08/25
- Sensor-Surface: 4mm (Mechanical Surface Detection)
- Electronics: DAE4 Sn1211; Calibrated: 2022/03/01
- Phantom: Twin SAM; Type: QD000P40CD; Serial: TP:1744
- Measurement SW: DASY52, Version 52.10 (4); SEMCAD X Version 14.6.14 (7501)

Body Bottom/LTE Band 12 50%RB Mid/Area Scan (71x91x1): Interpolated grid: dx=1.500 mm, dy=1.500 mm

Maximum value of SAR (interpolated) = 0.00560 W/kg

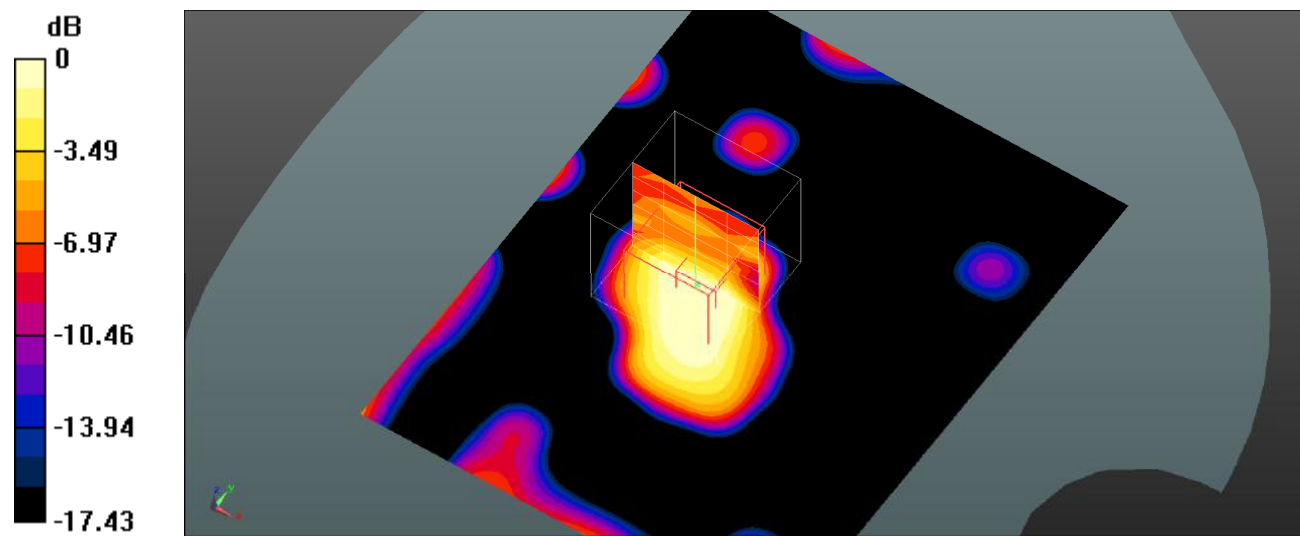
Body Bottom/LTE Band 12 50%RB Mid/Zoom Scan (5x5x7)/Cube 0: Measurement grid: dx=8mm, dy=8mm, dz=5mm

Reference Value = 0.8140 V/m; Power Drift = 0.09 dB

Peak SAR (extrapolated) = 0.0120 W/kg

SAR(1 g) = 0.00443 W/kg; SAR(10 g) = 0.00193 W/kg

Maximum value of SAR (measured) = 0.00433 W/kg



0 dB = 0.00433 W/kg = -23.64 dBW/kg

Plot 139#: 2.4Gwifi_Head Left Cheek_High**DUT: MAX 2 ULTRA; Type: MAX 2 ULTRA; Serial: SZNS220126-03751E-SA-S1**

Communication System: UID 0, 2.4G DTS (0); Frequency: 2462 MHz; Duty Cycle: 1:1

Medium parameters used (interpolated): $f = 2462$ MHz; $\sigma = 1.866$ S/m; $\epsilon_r = 38.341$; $\rho = 1000$ kg/m³

Phantom section: Left Section

DASY5 Configuration:

- Probe: EX3DV4- SN3619; ConvF(6.69, 6.69, 6.69); Calibrated: 2021/08/25
- Sensor-Surface: 4mm (Mechanical Surface Detection)
- Electronics: DAE4 Sn1211; Calibrated: 2022/03/01
- Phantom: Twin SAM; Type: QD000P40CD; Serial: TP:1744
- Measurement SW: DASY52, Version 52.10 (4); SEMCAD X Version 14.6.14 (7501)

Head Left Cheek/WLAN 802.11b High/Area Scan (101x101x1): Interpolated grid: dx=1.000 mm, dy=1.000 mm

Maximum value of SAR (interpolated) = 0.291 W/kg

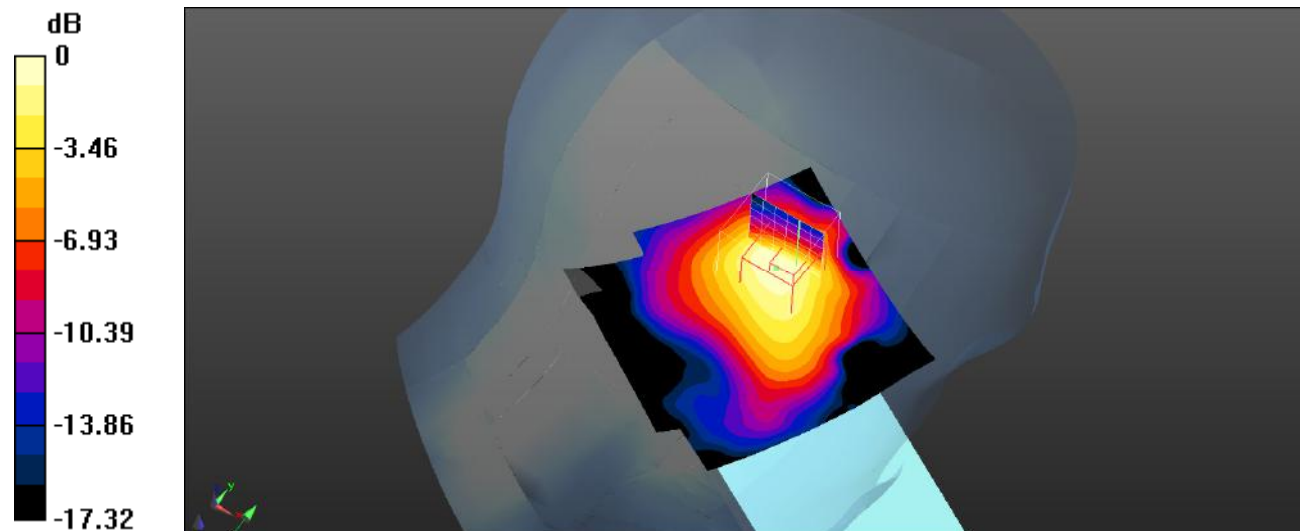
Head Left Cheek/WLAN 802.11b High/Zoom Scan (7x7x7)/Cube 0: Measurement grid: dx=5mm, dy=5mm, dz=5mm

Reference Value = 6.936 V/m; Power Drift = -0.03 dB

Peak SAR (extrapolated) = 0.529 W/kg

SAR(1 g) = 0.268 W/kg; SAR(10 g) = 0.146 W/kg

Maximum value of SAR (measured) = 0.293 W/kg



0 dB = 0.293 W/kg = -5.33 dBW/kg

Plot 140#: 2.4Gwifi_Head Left Tilt_High**DUT: MAX 2 ULTRA; Type: MAX 2 ULTRA; Serial: SZNS220126-03751E-SA-S1**

Communication System: UID 0, 2.4G DTS (0); Frequency: 2462 MHz; Duty Cycle: 1:1

Medium parameters used (interpolated): $f = 2462$ MHz; $\sigma = 1.866$ S/m; $\epsilon_r = 38.341$; $\rho = 1000$ kg/m³

Phantom section: Left Section

DASY5 Configuration:

- Probe: EX3DV4- SN3619; ConvF(6.69, 6.69, 6.69); Calibrated: 2021/08/25
- Sensor-Surface: 4mm (Mechanical Surface Detection)
- Electronics: DAE4 Sn1211; Calibrated: 2022/03/01
- Phantom: Twin SAM; Type: QD000P40CD; Serial: TP:1744
- Measurement SW: DASY52, Version 52.10 (4); SEMCAD X Version 14.6.14 (7501)

Head Left Tilt/WLAN 802.11b High/Area Scan (101x101x1): Interpolated grid: dx=1.000 mm, dy=1.000 mm

Maximum value of SAR (interpolated) = 0.246 W/kg

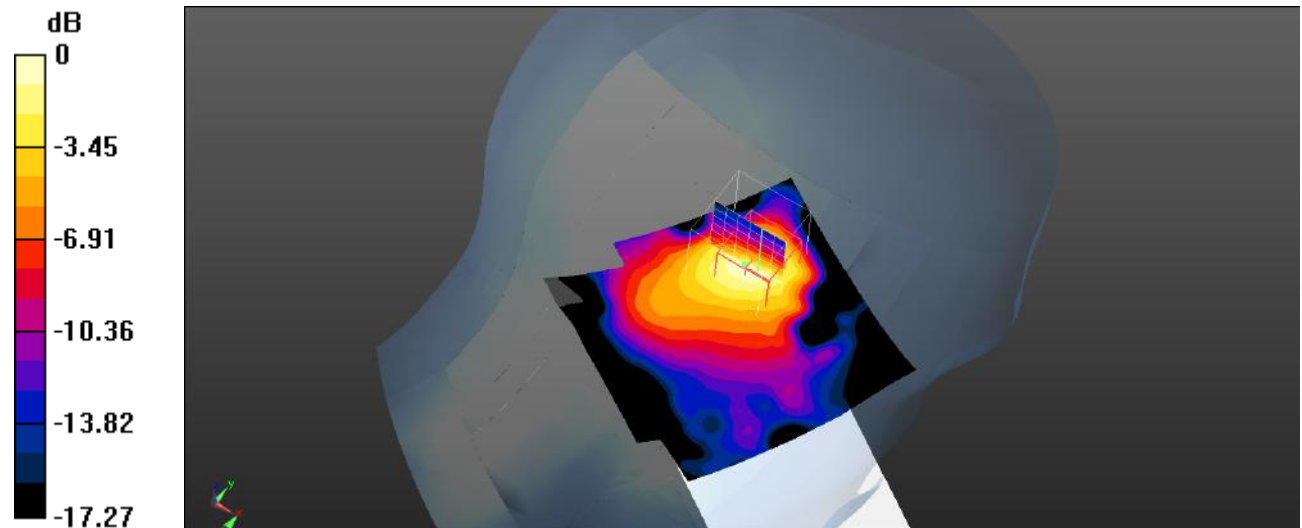
Head Left Tilt/WLAN 802.11b High/Zoom Scan (7x7x7)/Cube 0: Measurement grid: dx=5mm, dy=5mm, dz=5mm

Reference Value = 6.772 V/m; Power Drift = 0.09 dB

Peak SAR (extrapolated) = 0.487 W/kg

SAR(1 g) = 0.232 W/kg; SAR(10 g) = 0.113 W/kg

Maximum value of SAR (measured) = 0.262 W/kg



0 dB = 0.262 W/kg = -5.82 dBW/kg

Plot 141#: 2.4Gwifi_Head Right Cheek_High**DUT: MAX 2 ULTRA; Type: MAX 2 ULTRA; Serial: SZNS220126-03751E-SA-S1**

Communication System: UID 0, 2.4G DTS (0); Frequency: 2462 MHz;Duty Cycle: 1:1

Medium parameters used (interpolated): $f = 2462$ MHz; $\sigma = 1.866$ S/m; $\epsilon_r = 38.341$; $\rho = 1000$ kg/m³

Phantom section: Right Section

DASY5 Configuration:

- Probe: EX3DV4- SN3619; ConvF(6.69, 6.69, 6.69); Calibrated: 2021/08/25
- Sensor-Surface: 4mm (Mechanical Surface Detection)
- Electronics: DAE4 Sn1211; Calibrated: 2022/03/01
- Phantom: Twin SAM; Type: QD000P40CD; Serial: TP:1744
- Measurement SW: DASY52, Version 52.10 (4); SEMCAD X Version 14.6.14 (7501)

Head Right Cheek/WLAN 802.11b High/Area Scan (101x101x1): Interpolated grid: dx=1.000 mm, dy=1.000 mm

Maximum value of SAR (interpolated) = 0.148 W/kg

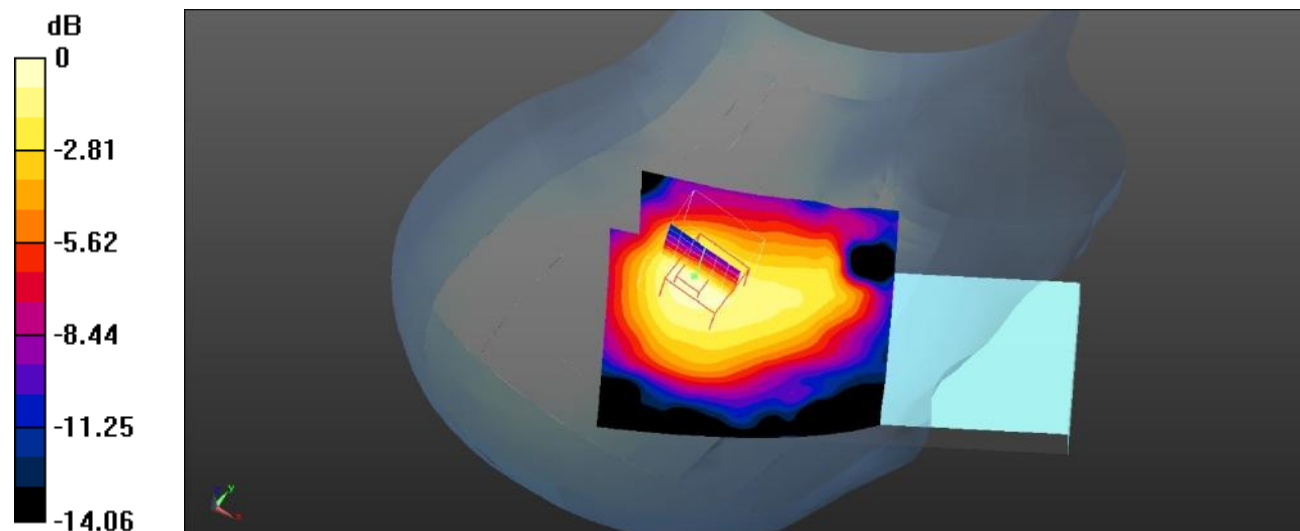
Head Right Cheek/WLAN 802.11b High/Zoom Scan (7x7x7)/Cube 0: Measurement grid: dx=5mm, dy=5mm, dz=5mm

Reference Value = 8.191 V/m; Power Drift = -0.17 dB

Peak SAR (extrapolated) = 0.242 W/kg

SAR(1 g) = 0.145 W/kg; SAR(10 g) = 0.093 W/kg

Maximum value of SAR (measured) = 0.157 W/kg



0 dB = 0.157 W/kg = -8.04 dBW/kg

Plot 142#: 2.4Gwifi_Head Right Tilt_High**DUT: MAX 2 ULTRA; Type: MAX 2 ULTRA; Serial: SZNS220126-03751E-SA-S1**

Communication System: UID 0, 2.4G DTS (0); Frequency: 2462 MHz; Duty Cycle: 1:1

Medium parameters used (interpolated): $f = 2462$ MHz; $\sigma = 1.866$ S/m; $\epsilon_r = 38.341$; $\rho = 1000$ kg/m³

Phantom section: Right Section

DASY5 Configuration:

- Probe: EX3DV4- SN3619; ConvF(6.69, 6.69, 6.69); Calibrated: 2021/08/25
- Sensor-Surface: 4mm (Mechanical Surface Detection)
- Electronics: DAE4 Sn1211; Calibrated: 2022/03/01
- Phantom: Twin SAM; Type: QD000P40CD; Serial: TP:1744
- Measurement SW: DASY52, Version 52.10 (4); SEMCAD X Version 14.6.14 (7501)

Head Right Tilt/WLAN 802.11b High/Area Scan (101x101x1): Interpolated grid: dx=1.000 mm, dy=1.000 mm

Maximum value of SAR (interpolated) = 0.121 W/kg

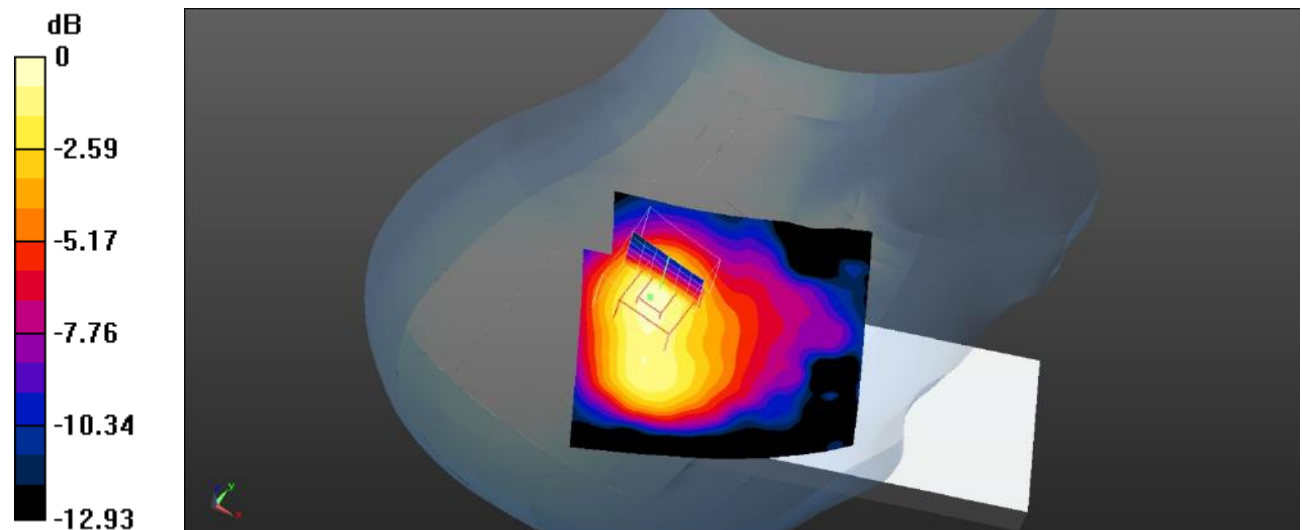
Head Right Tilt/WLAN 802.11b High/Zoom Scan (7x7x7)/Cube 0: Measurement grid: dx=5mm, dy=5mm, dz=5mm

Reference Value = 7.829 V/m; Power Drift = -0.05 dB

Peak SAR (extrapolated) = 0.209 W/kg

SAR(1 g) = 0.120 W/kg; SAR(10 g) = 0.072 W/kg

Maximum value of SAR (measured) = 0.133 W/kg



0 dB = 0.133 W/kg = -8.76 dBW/kg

Plot 143#: 2.4Gwifi_Body Front_High**DUT: MAX 2 ULTRA; Type: MAX 2 ULTRA; Serial: SZNS220126-03751E-SA-S1**

Communication System: UID 0, 2.4G DTS (0); Frequency: 2462 MHz; Duty Cycle: 1:1

Medium parameters used (interpolated): $f = 2462$ MHz; $\sigma = 1.866$ S/m; $\epsilon_r = 38.341$; $\rho = 1000$ kg/m³

Phantom section: Flat Section

DASY5 Configuration:

- Probe: EX3DV4- SN3619; ConvF(6.69, 6.69, 6.69); Calibrated: 2021/08/25
- Sensor-Surface: 4mm (Mechanical Surface Detection)
- Electronics: DAE4 Sn1211; Calibrated: 2022/03/01
- Phantom: Twin SAM; Type: QD000P40CD; Serial: TP:1744
- Measurement SW: DASY52, Version 52.10 (4); SEMCAD X Version 14.6.14 (7501)

Body Front/WLAN 802.11b High/Area Scan (101x101x1): Interpolated grid: dx=1.000 mm, dy=1.000 mm

Maximum value of SAR (interpolated) = 0.0699 W/kg

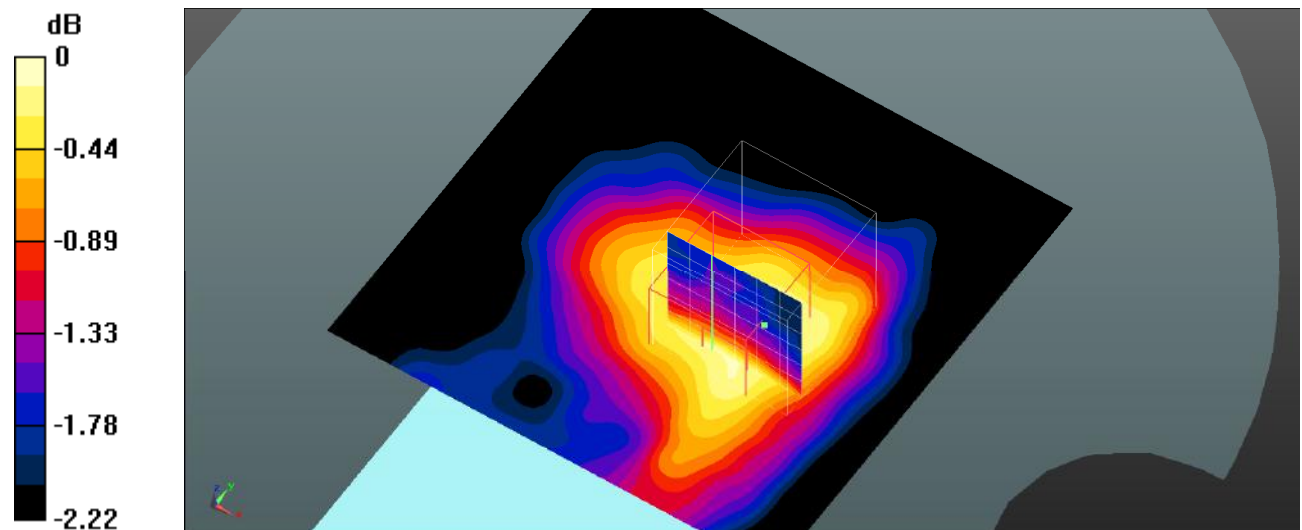
Body Front/WLAN 802.11b High/Zoom Scan (7x7x7)/Cube 0: Measurement grid: dx=5mm, dy=5mm, dz=5mm

Reference Value = 6.035 V/m; Power Drift = 0.07 dB

Peak SAR (extrapolated) = 0.0870 W/kg

SAR(1 g) = 0.069 W/kg; SAR(10 g) = 0.060 W/kg

Maximum value of SAR (measured) = 0.0710 W/kg



Plot 144#: 2.4Gwifi_Body Back_High**DUT: MAX 2 ULTRA; Type: MAX 2 ULTRA; Serial: SZNS220126-03751E-SA-S1**

Communication System: UID 0, 2.4G DTS (0); Frequency: 2462 MHz; Duty Cycle: 1:1

Medium parameters used (interpolated): $f = 2462$ MHz; $\sigma = 1.866$ S/m; $\epsilon_r = 38.341$; $\rho = 1000$ kg/m³

Phantom section: Flat Section

DASY5 Configuration:

- Probe: EX3DV4- SN3619; ConvF(6.69, 6.69, 6.69); Calibrated: 2021/08/25
- Sensor-Surface: 4mm (Mechanical Surface Detection)
- Electronics: DAE4 Sn1211; Calibrated: 2022/03/01
- Phantom: Twin SAM; Type: QD000P40CD; Serial: TP:1744
- Measurement SW: DASY52, Version 52.10 (4); SEMCAD X Version 14.6.14 (7501)

Body Back/WLAN 802.11b High/Area Scan (91x101x1): Interpolated grid: dx=1.000 mm, dy=1.000 mm

Maximum value of SAR (interpolated) = 0.0692 W/kg

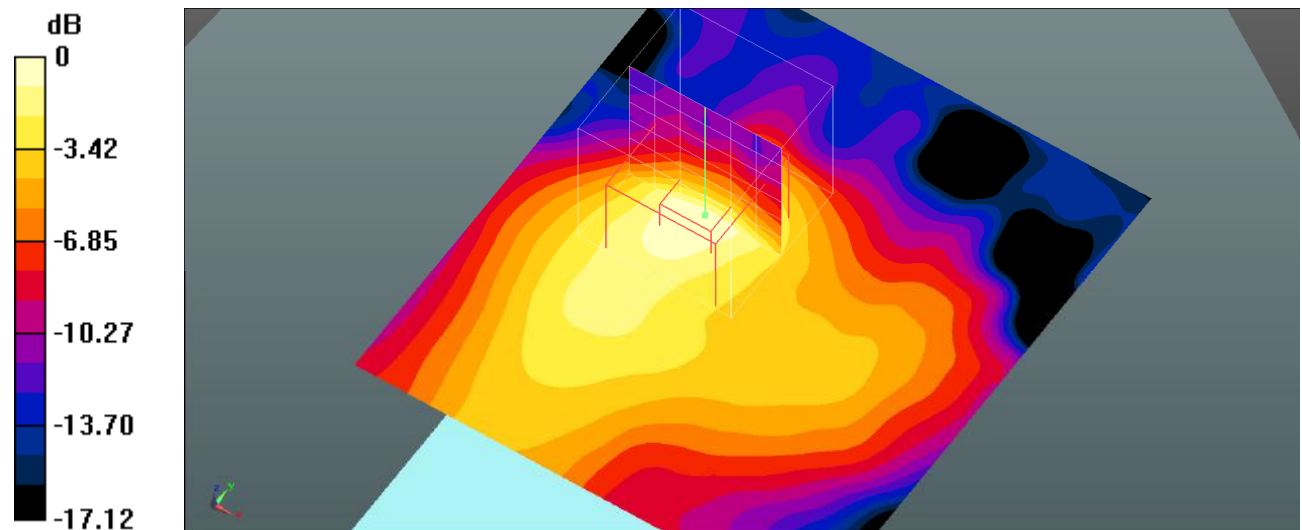
Body Back/WLAN 802.11b High/Zoom Scan (7x7x7)/Cube 0: Measurement grid: dx=5mm, dy=5mm, dz=5mm

Reference Value = 3.332 V/m; Power Drift = -0.08 dB

Peak SAR (extrapolated) = 0.127 W/kg

SAR(1 g) = 0.057 W/kg; SAR(10 g) = 0.028 W/kg

Maximum value of SAR (measured) = 0.0647 W/kg



Plot 145#: 2.4Gwifi_Body Right_High**DUT: MAX 2 ULTRA; Type: MAX 2 ULTRA; Serial: SZNS220126-03751E-SA-S1**

Communication System: UID 0, 2.4G DTS (0); Frequency: 2462 MHz; Duty Cycle: 1:1

Medium parameters used (interpolated): $f = 2462$ MHz; $\sigma = 1.866$ S/m; $\epsilon_r = 38.341$; $\rho = 1000$ kg/m³

Phantom section: Flat Section

DASY5 Configuration:

- Probe: EX3DV4- SN3619; ConvF(6.69, 6.69, 6.69); Calibrated: 2021/08/25
- Sensor-Surface: 4mm (Mechanical Surface Detection)
- Electronics: DAE4 Sn1211; Calibrated: 2022/03/01
- Phantom: Twin SAM; Type: QD000P40CD; Serial: TP:1744
- Measurement SW: DASY52, Version 52.10 (4); SEMCAD X Version 14.6.14 (7501)

Body Right/WLAN 802.11b High/Area Scan (61x101x1): Interpolated grid: dx=1.000 mm, dy=1.000 mm

Maximum value of SAR (interpolated) = 0.0469 W/kg

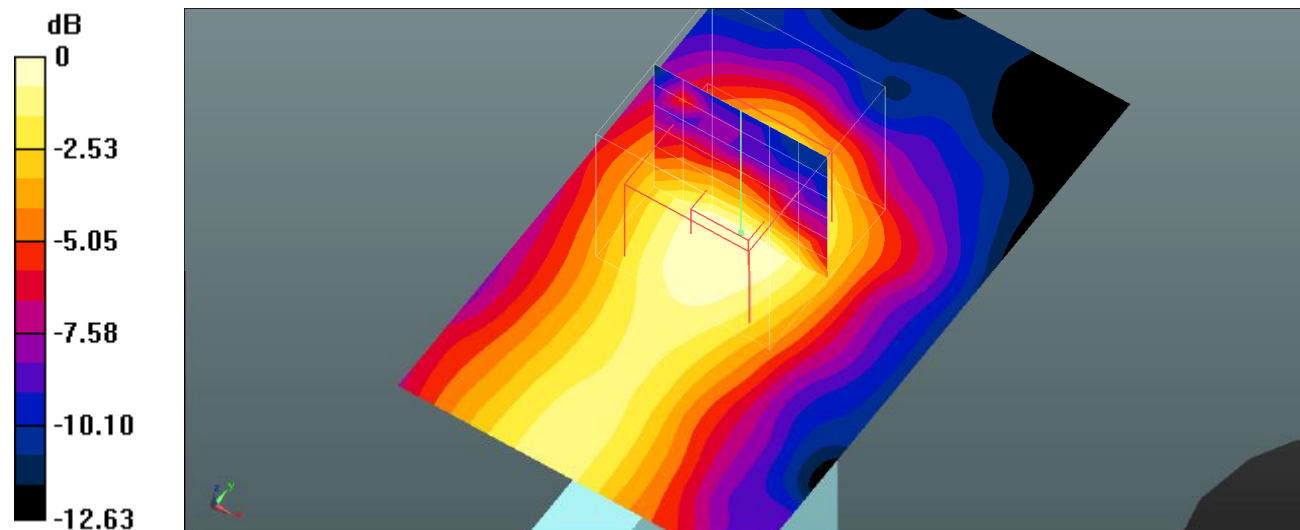
Body Right/WLAN 802.11b High/Zoom Scan (7x7x7)/Cube 0: Measurement grid: dx=5mm, dy=5mm, dz=5mm

Reference Value = 4.762 V/m; Power Drift = -0.18 dB

Peak SAR (extrapolated) = 0.0710 W/kg

SAR(1 g) = 0.040 W/kg; SAR(10 g) = 0.023 W/kg

Maximum value of SAR (measured) = 0.0441 W/kg



0 dB = 0.0441 W/kg = -13.56 dBW/kg

Plot 146#: 2.4Gwifi_Body Top_High**DUT: MAX 2 ULTRA; Type: MAX 2 ULTRA; Serial: SZNS220126-03751E-SA-S1**

Communication System: UID 0, 2.4G DTS (0); Frequency: 2462 MHz; Duty Cycle: 1:1

Medium parameters used (interpolated): $f = 2462$ MHz; $\sigma = 1.866$ S/m; $\epsilon_r = 38.341$; $\rho = 1000$ kg/m³

Phantom section: Flat Section

DASY5 Configuration:

- Probe: EX3DV4- SN3619; ConvF(6.69, 6.69, 6.69); Calibrated: 2021/08/25
- Sensor-Surface: 4mm (Mechanical Surface Detection)
- Electronics: DAE4 Sn1211; Calibrated: 2022/03/01
- Phantom: Twin SAM; Type: QD000P40CD; Serial: TP:1744
- Measurement SW: DASY52, Version 52.10 (4); SEMCAD X Version 14.6.14 (7501)

Body Top/WLAN 802.11b High/Area Scan (61x101x1): Interpolated grid: dx=1.000 mm, dy=1.000 mm

Maximum value of SAR (interpolated) = 0.0590 W/kg

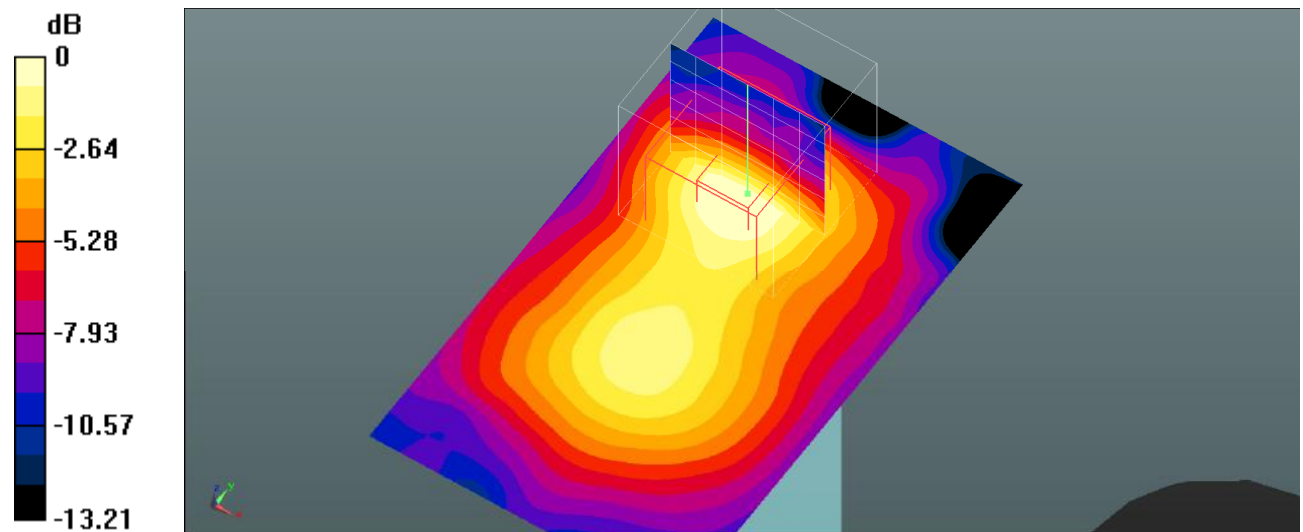
Body Top/WLAN 802.11b High/Zoom Scan (7x7x7)/Cube 0: Measurement grid: dx=5mm, dy=5mm, dz=5mm

Reference Value = 4.603 V/m; Power Drift = -0.03 dB

Peak SAR (extrapolated) = 0.0990 W/kg

SAR(1 g) = 0.051 W/kg; SAR(10 g) = 0.026 W/kg

Maximum value of SAR (measured) = 0.0557 W/kg



0 dB = 0.0557 W/kg = -12.54 dBW/kg