

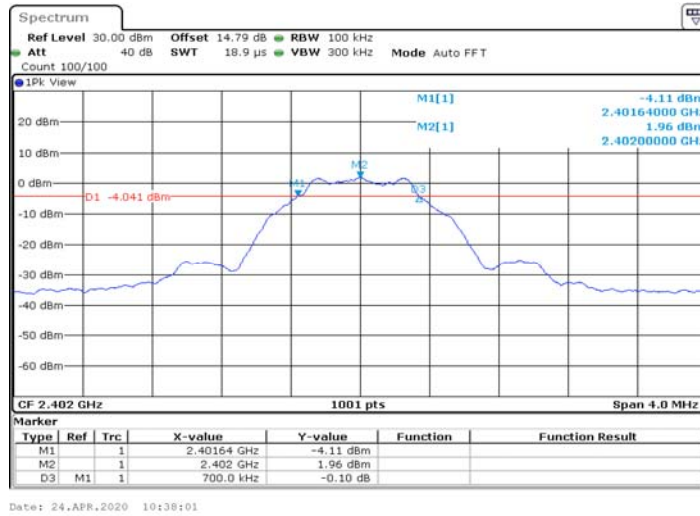
Appendix A: DTS Bandwidth

Test Result

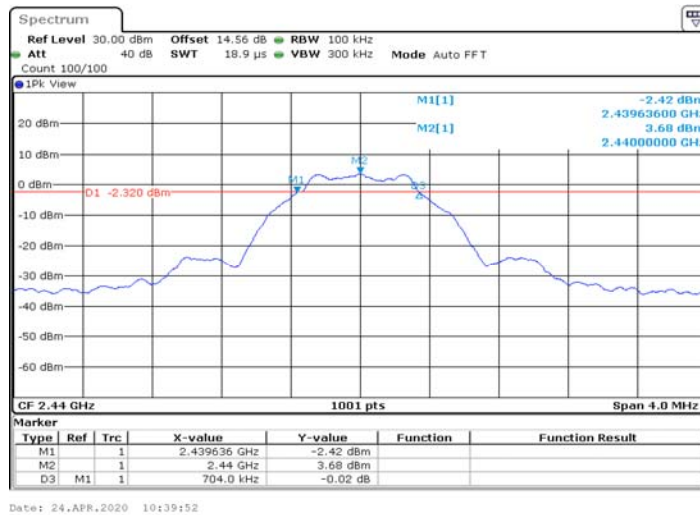
TestMode	Antenna	Channel	DTS BW [MHz]	Limit[MHz]	Verdict
BLE	Ant1	2402	0.700	0.5	PASS
		2440	0.704	0.5	PASS
		2480	0.676	0.5	PASS

Test Graphs

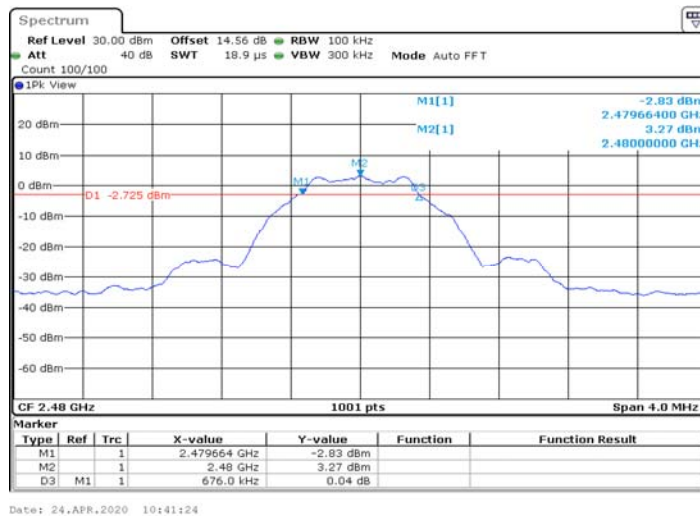
BLE_Ant1_2402



BLE_Ant1_2440



BLE_Ant1_2480



Appendix B: Maximum conducted Peak output power**Test Result**

TestMode	Antenna	Channel	Result[dBm]	Limit[dBm]	Verdict
BLE	Ant1	2402	2.61	<=30	PASS
		2440	5.04	<=30	PASS
		2480	4.52	<=30	PASS

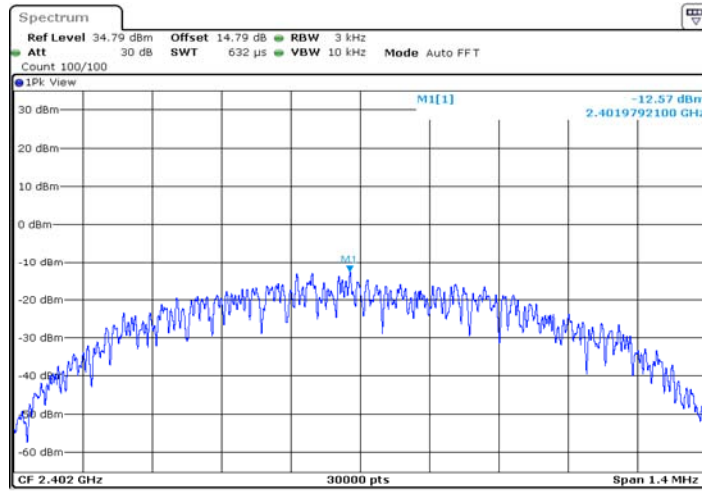
Appendix C: Maximum power spectral density

Test Result

TestMode	Antenna	Channel	Result[dBm/3kHz]	Limit[dBm/3kHz]	Verdict
BLE	Ant1	2402	-12.57	<=8	PASS
		2440	-10.77	<=8	PASS
		2480	-11.24	<=8	PASS

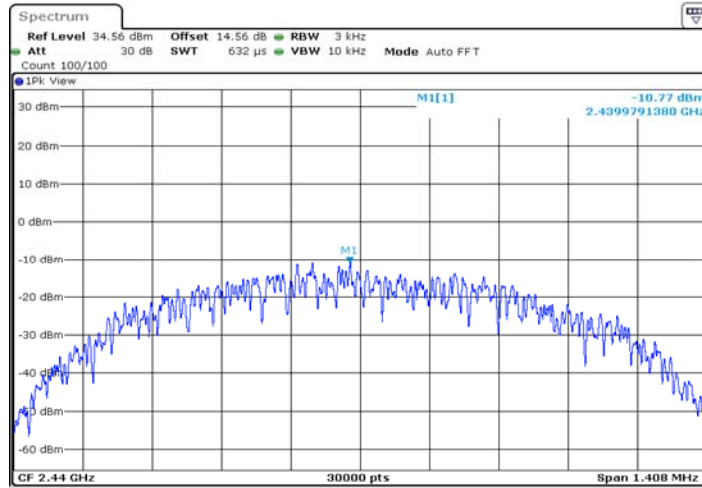
Test Graphs

BLE_Ant1_2402



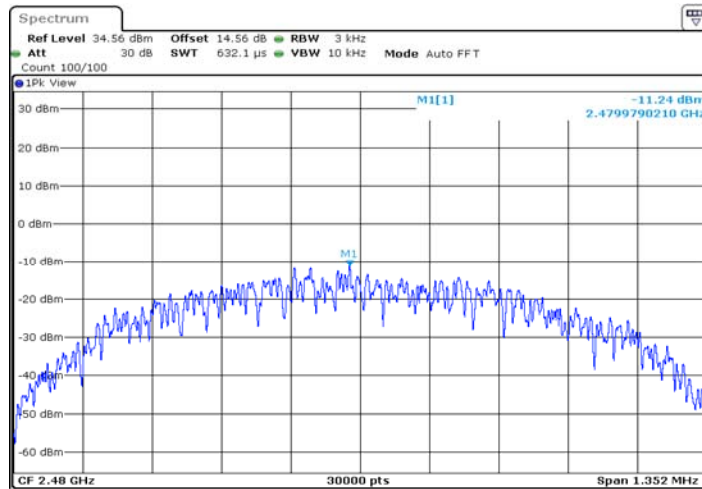
Date: 24.APR.2020 10:38:30

BLE_Ant1_2440



Date: 24.APR.2020 10:40:21

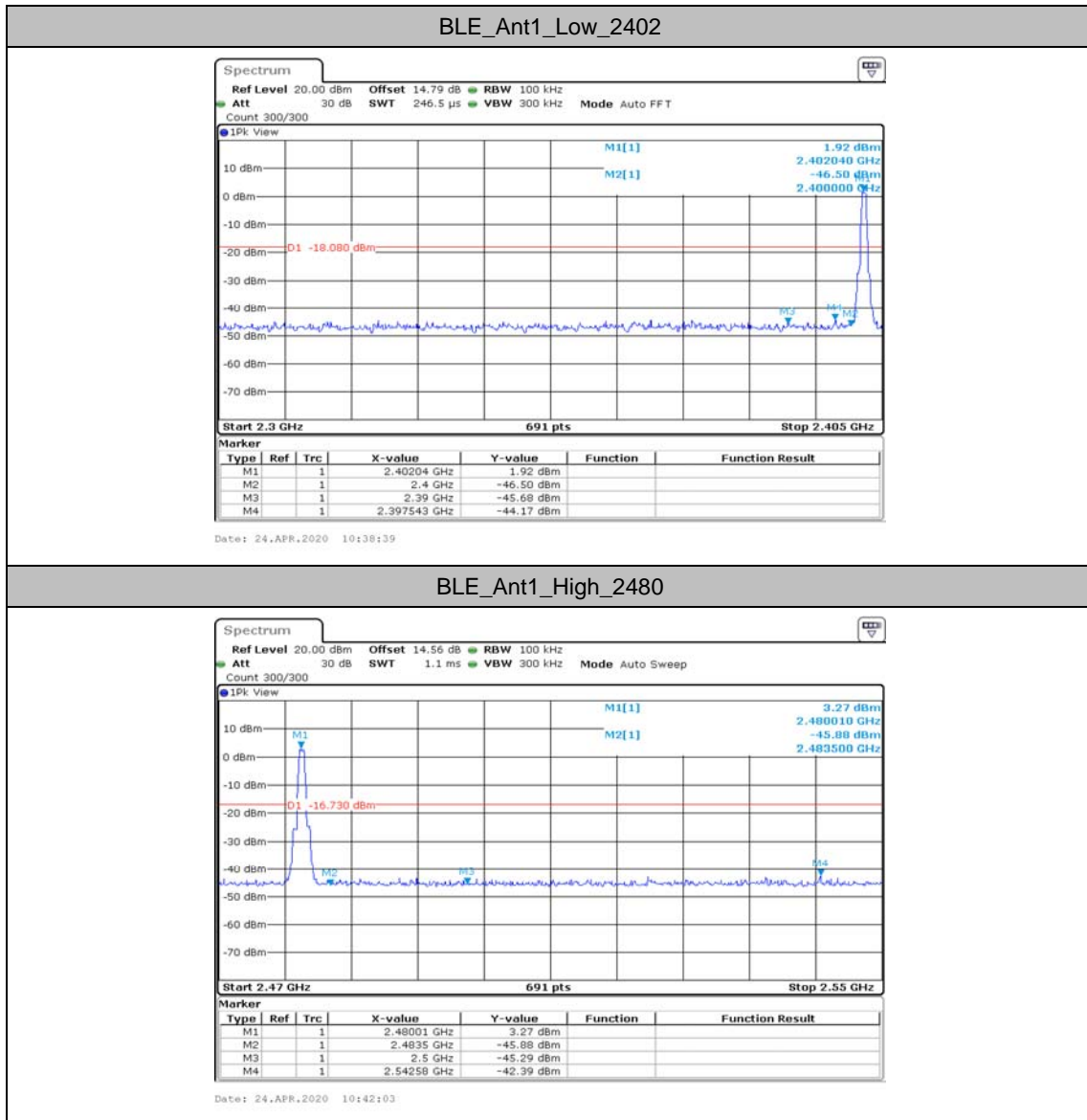
BLE_Ant1_2480



Date: 24.APR.2020 10:41:54

Appendix D: Band edge measurements

Test Graphs



Appendix E: DutyCycle

Test Result

TestMode	Antenna	Channel	TransmissionDuration [ms]	Transmission Period [ms]	Duty Cycle [%]
BLE	Ant1	2440	0.37	0.63	60.00

Test Graphs

