

**Test Plot 1#: GSM 850\_Head Left Cheek\_Middle****DUT: Smart phone; Type: ART 1 PRO; Serial: RSZ200707001-SA-S1;**

Communication System: Generic GSM; Frequency: 836.6 MHz; Duty Cycle: 1:8

Medium parameters used:  $f = 836.6$  MHz;  $\sigma = 0.898$  S/m;  $\epsilon_r = 40.548$ ;  $\rho = 1000$  kg/m<sup>3</sup> ;

Phantom section: Left Section

DASY5 Configuration:

- Probe: EX3DV4 - SN7522; ConvF(9.92, 9.92, 9.92) @836.6 MHz;
- Sensor-Surface: 4mm (Mechanical Surface Detection)
- Electronics: DAE4 SN1562; Calibrated: 3/3/2020
- Phantom: SAM-Twin V8.0 P1aP2a; Type: QD 000 P41 AA; Serial: 1962
- Measurement SW: DASY52, Version 52.10 (2) ;

**Area Scan (71x91x1):** Interpolated grid: dx=1.500 mm, dy=1.500 mm

Maximum value of SAR (interpolated) = 0.123 W/kg

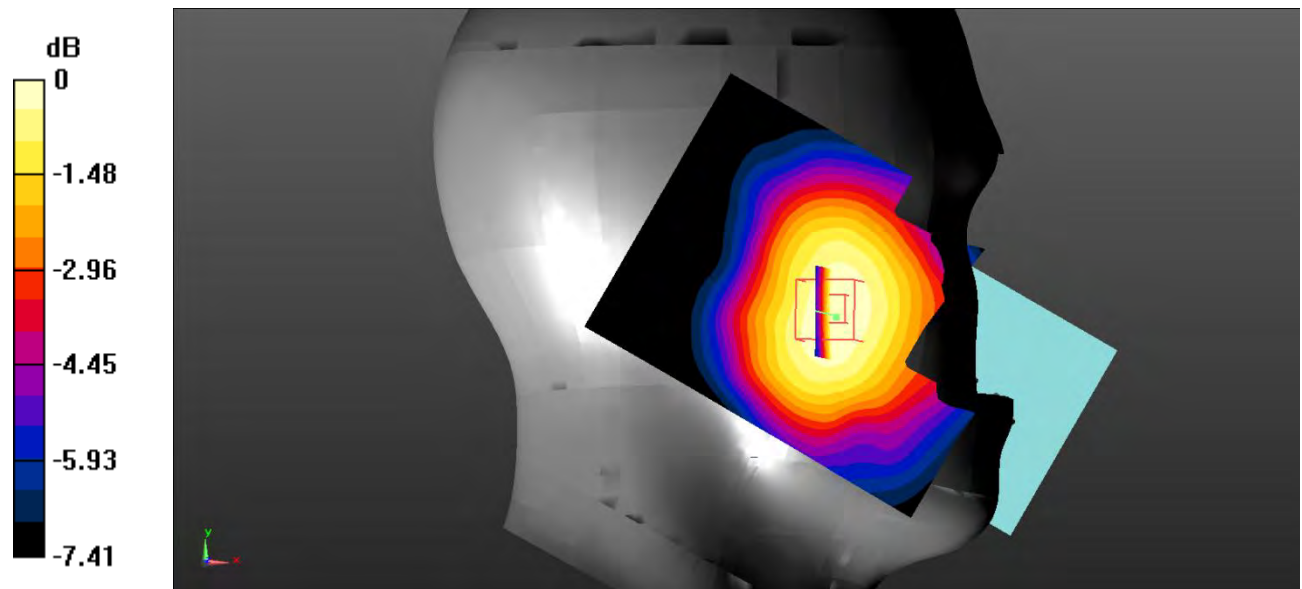
**Zoom Scan (5x5x7)/Cube 0:** Measurement grid: dx=8mm, dy=8mm, dz=5mm

Reference Value = 4.408 V/m; Power Drift = 0.16 dB

Peak SAR (extrapolated) = 0.142 W/kg

**SAR(1 g) = 0.117 W/kg; SAR(10 g) = 0.091 W/kg**

Maximum value of SAR (measured) = 0.122 W/kg



0 dB = 0.122 W/kg = -9.14 dBW/kg

**Test Plot 2#: GSM 850\_Head Left Tilt\_Middle**

**DUT: Smart phone; Type: ART 1 PRO; Serial: RSZ200707001-SA-S1;**

Communication System: Generic GSM; Frequency: 836.6 MHz; Duty Cycle: 1:8  
 Medium parameters used:  $f = 836.6 \text{ MHz}$ ;  $\sigma = 0.898 \text{ S/m}$ ;  $\epsilon_r = 40.548$ ;  $\rho = 1000 \text{ kg/m}^3$  ;  
 Phantom section: Left Section

DASY5 Configuration:

- Probe: EX3DV4 - SN7522; ConvF(9.92, 9.92, 9.92) @836.6 MHz;
- Sensor-Surface: 4mm (Mechanical Surface Detection)
- Electronics: DAE4 SN1562; Calibrated: 3/3/2020
- Phantom: SAM-Twin V8.0 P1aP2a; Type: QD 000 P41 AA; Serial: 1962
- Measurement SW: DASY52, Version 52.10 (2) ;

**Area Scan (71x91x1):** Interpolated grid:  $dx=1.500 \text{ mm}$ ,  $dy=1.500 \text{ mm}$

Maximum value of SAR (interpolated) =  $0.0759 \text{ W/kg}$

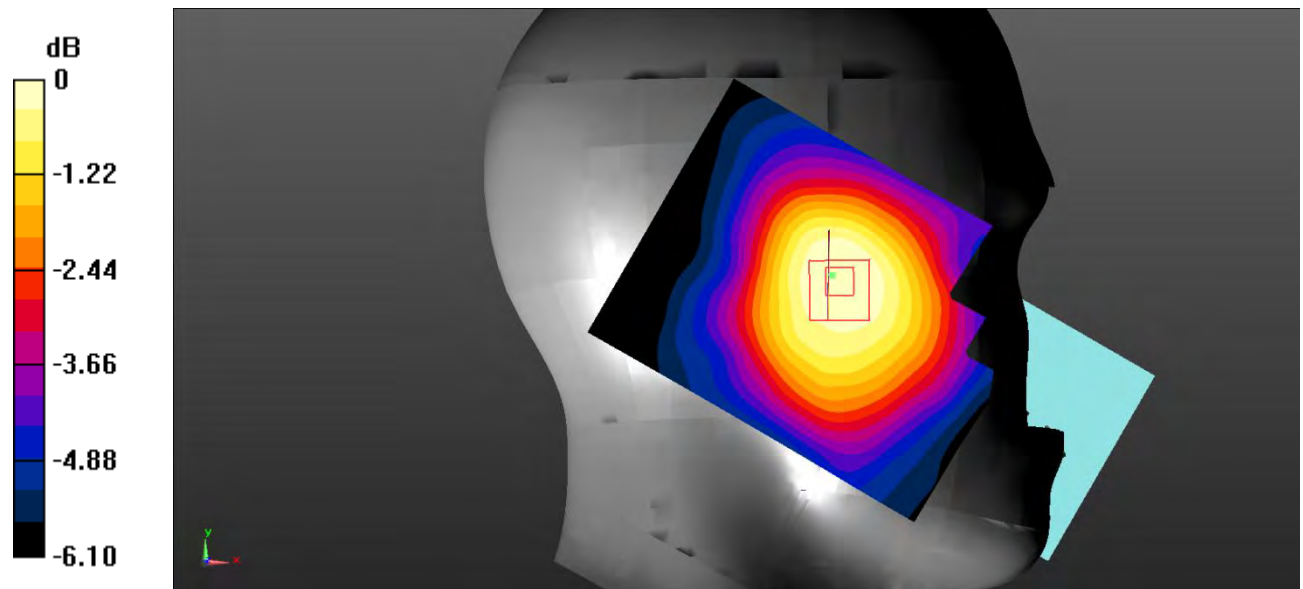
**Zoom Scan (5x5x7)/Cube 0:** Measurement grid:  $dx=8\text{mm}$ ,  $dy=8\text{mm}$ ,  $dz=5\text{mm}$

Reference Value =  $5.397 \text{ V/m}$ ; Power Drift =  $-0.03 \text{ dB}$

Peak SAR (extrapolated) =  $0.0960 \text{ W/kg}$

**SAR(1 g) =  $0.073 \text{ W/kg}$ ; SAR(10 g) =  $0.057 \text{ W/kg}$**

Maximum value of SAR (measured) =  $0.0741 \text{ W/kg}$



0 dB =  $0.0741 \text{ W/kg}$  =  $-11.30 \text{ dBW/kg}$

**Test Plot 3#: GSM 850\_Head Right Cheek\_Middle**

**DUT: Smart phone; Type: ART 1 PRO; Serial: RSZ200707001-SA-S1;**

Communication System: Generic GSM; Frequency: 836.6 MHz; Duty Cycle: 1:8  
 Medium parameters used:  $f = 836.6 \text{ MHz}$ ;  $\sigma = 0.898 \text{ S/m}$ ;  $\epsilon_r = 40.548$ ;  $\rho = 1000 \text{ kg/m}^3$  ;  
 Phantom section: Right Section

DASY5 Configuration:

- Probe: EX3DV4 - SN7522; ConvF(9.92, 9.92, 9.92) @836.6 MHz;
- Sensor-Surface: 4mm (Mechanical Surface Detection)
- Electronics: DAE4 SN1562; Calibrated: 3/3/2020
- Phantom: SAM-Twin V8.0 P1aP2a; Type: QD 000 P41 AA; Serial: 1962
- Measurement SW: DASY52, Version 52.10 (2) ;

**Area Scan (71x91x1):** Interpolated grid:  $dx=1.500 \text{ mm}$ ,  $dy=1.500 \text{ mm}$

Maximum value of SAR (interpolated) = 0.155 W/kg

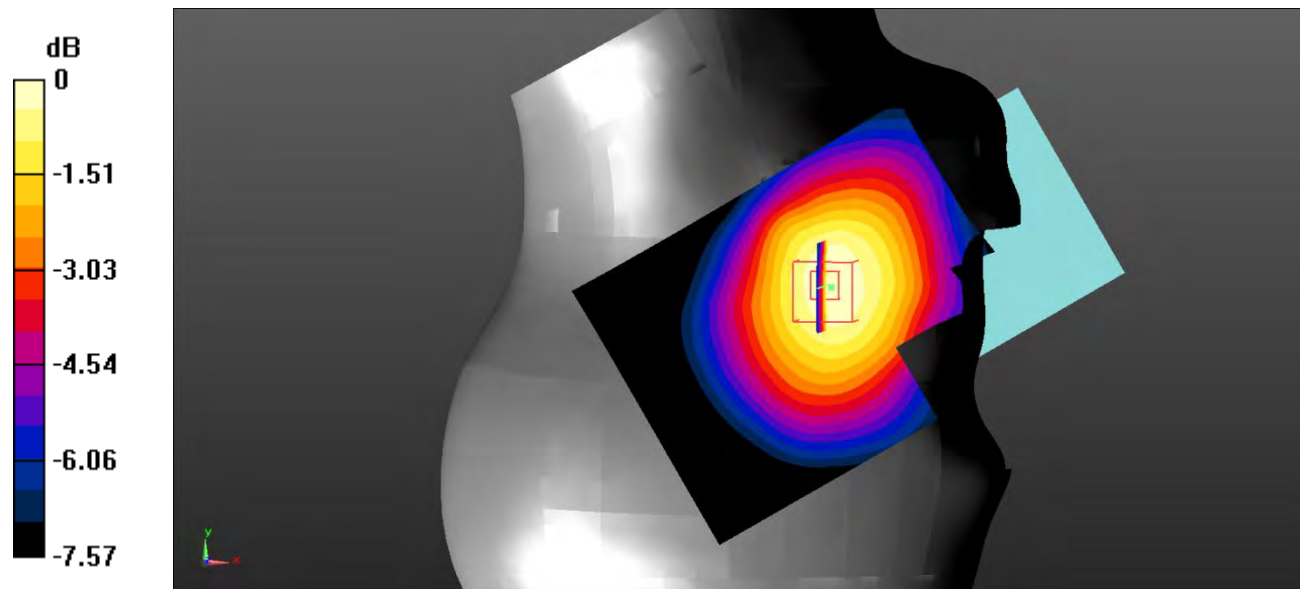
**Zoom Scan (5x5x7)/Cube 0:** Measurement grid:  $dx=8\text{mm}$ ,  $dy=8\text{mm}$ ,  $dz=5\text{mm}$

Reference Value = 5.235 V/m; Power Drift = -0.02 dB

Peak SAR (extrapolated) = 0.193 W/kg

**SAR(1 g) = 0.151 W/kg; SAR(10 g) = 0.112 W/kg**

Maximum value of SAR (measured) = 0.158 W/kg



0 dB = 0.158 W/kg = -8.01 dBW/kg

**Test Plot 4#: GSM 850\_Head Right Tilt\_Middle**

**DUT: Smart phone; Type: ART 1 PRO; Serial: RSZ200707001-SA-S1;**

Communication System: Generic GSM; Frequency: 836.6 MHz; Duty Cycle: 1:8  
 Medium parameters used:  $f = 836.6 \text{ MHz}$ ;  $\sigma = 0.898 \text{ S/m}$ ;  $\epsilon_r = 40.548$ ;  $\rho = 1000 \text{ kg/m}^3$  ;  
 Phantom section: Right Section

DASY5 Configuration:

- Probe: EX3DV4 - SN7522; ConvF(9.92, 9.92, 9.92) @836.6 MHz;
- Sensor-Surface: 4mm (Mechanical Surface Detection)
- Electronics: DAE4 SN1562; Calibrated: 3/3/2020
- Phantom: SAM-Twin V8.0 P1aP2a; Type: QD 000 P41 AA; Serial: 1962
- Measurement SW: DASY52, Version 52.10 (2) ;

**Area Scan (71x91x1):** Interpolated grid:  $dx=1.500 \text{ mm}$ ,  $dy=1.500 \text{ mm}$

Maximum value of SAR (interpolated) = 0.0768 W/kg

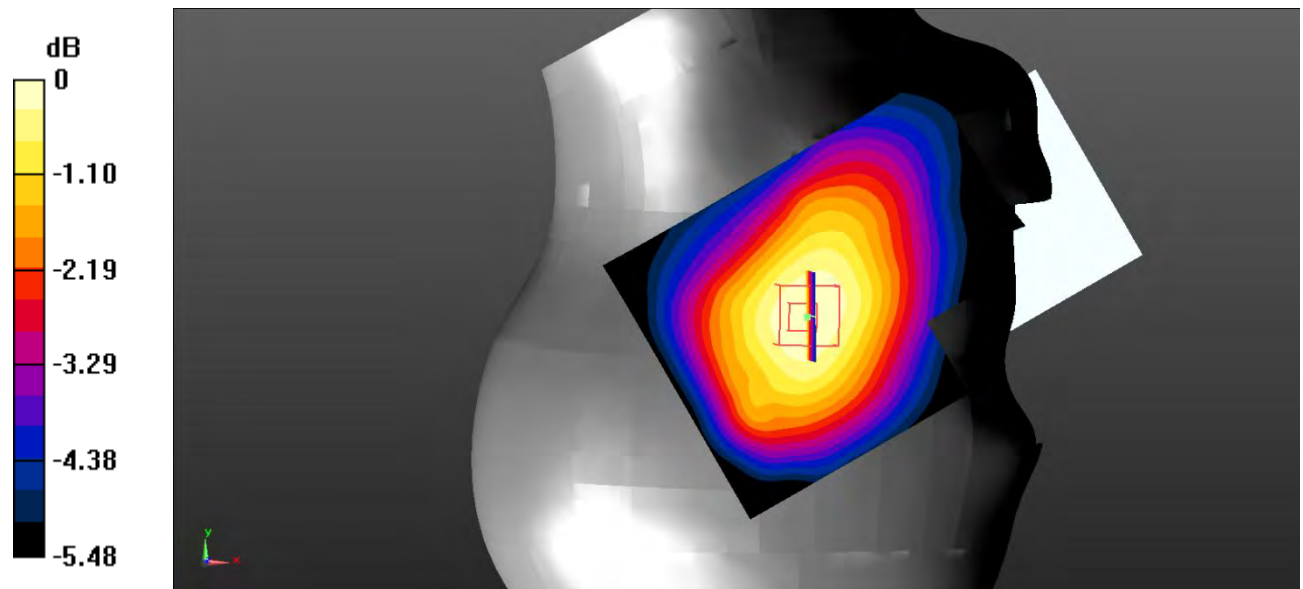
**Zoom Scan (5x5x7)/Cube 0:** Measurement grid:  $dx=8\text{mm}$ ,  $dy=8\text{mm}$ ,  $dz=5\text{mm}$

Reference Value = 6.706 V/m; Power Drift = 0.06 dB

Peak SAR (extrapolated) = 0.0950 W/kg

**SAR(1 g) = 0.074 W/kg; SAR(10 g) = 0.058 W/kg**

Maximum value of SAR (measured) = 0.0762 W/kg



0 dB = 0.0762 W/kg = -11.18 dBW/kg

**Test Plot 5#: GSM 850\_Body Worn Back\_Middle**

**DUT: Smart phone; Type: ART 1 PRO; Serial: RSZ200707001-SA-S1;**

Communication System: Generic GSM; Frequency: 836.6 MHz; Duty Cycle: 1:8  
 Medium parameters used:  $f = 836.6 \text{ MHz}$ ;  $\sigma = 0.898 \text{ S/m}$ ;  $\epsilon_r = 40.548$ ;  $\rho = 1000 \text{ kg/m}^3$  ;  
 Phantom section: Flat Section

DASY5 Configuration:

- Probe: EX3DV4 - SN7522; ConvF(9.92, 9.92, 9.92) @836.6 MHz;
- Sensor-Surface: 4mm (Mechanical Surface Detection)
- Electronics: DAE4 SN1562; Calibrated: 3/3/2020
- Phantom: SAM-Twin V8.0 P1aP2a; Type: QD 000 P41 AA; Serial: 1962
- Measurement SW: DASY52, Version 52.10 (2) ;

**Area Scan (71x91x1):** Interpolated grid:  $dx=1.500 \text{ mm}$ ,  $dy=1.500 \text{ mm}$

Maximum value of SAR (interpolated) = 0.271 W/kg

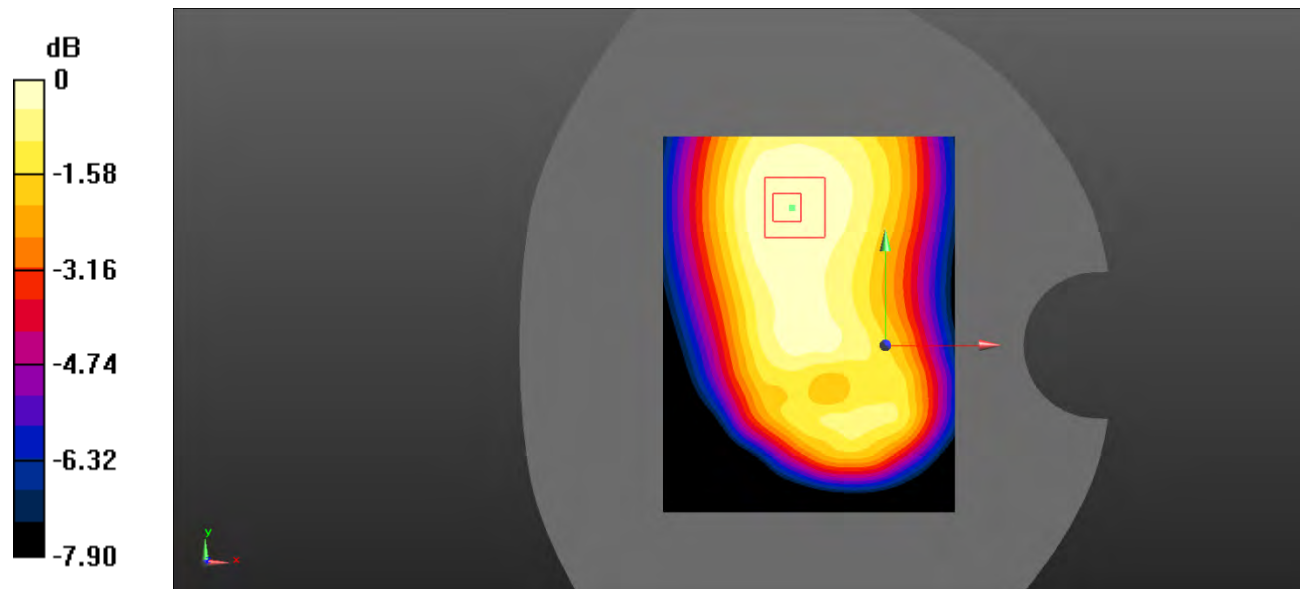
**Zoom Scan (5x5x7)/Cube 0:** Measurement grid:  $dx=8\text{mm}$ ,  $dy=8\text{mm}$ ,  $dz=5\text{mm}$

Reference Value = 16.30 V/m; Power Drift = -0.01 dB

Peak SAR (extrapolated) = 0.325 W/kg

**SAR(1 g) = 0.253 W/kg; SAR(10 g) = 0.189 W/kg**

Maximum value of SAR (measured) = 0.264 W/kg



0 dB = 0.264 W/kg = -5.78 dBW/kg

**Test Plot 6#: GSM 850\_Body Back\_Middle**

**DUT: Smart phone; Type: ART 1 PRO; Serial: RSZ200707001-SA-S1;**

Communication System: Generic GPRS-2 slots; Frequency: 836.6 MHz; Duty Cycle: 1:4  
 Medium parameters used:  $f = 836.6 \text{ MHz}$ ;  $\sigma = 0.898 \text{ S/m}$ ;  $\epsilon_r = 40.548$ ;  $\rho = 1000 \text{ kg/m}^3$  ;  
 Phantom section: Flat Section

DASY5 Configuration:

- Probe: EX3DV4 - SN7522; ConvF(9.92, 9.92, 9.92) @836.6 MHz;
- Sensor-Surface: 4mm (Mechanical Surface Detection)
- Electronics: DAE4 SN1562; Calibrated: 3/3/2020
- Phantom: SAM-Twin V8.0 P1aP2a; Type: QD 000 P41 AA; Serial: 1962
- Measurement SW: DASY52, Version 52.10 (2) ;

**Area Scan (71x101x1):** Interpolated grid:  $dx=1.500 \text{ mm}$ ,  $dy=1.500 \text{ mm}$

Maximum value of SAR (interpolated) = 0.336 W/kg

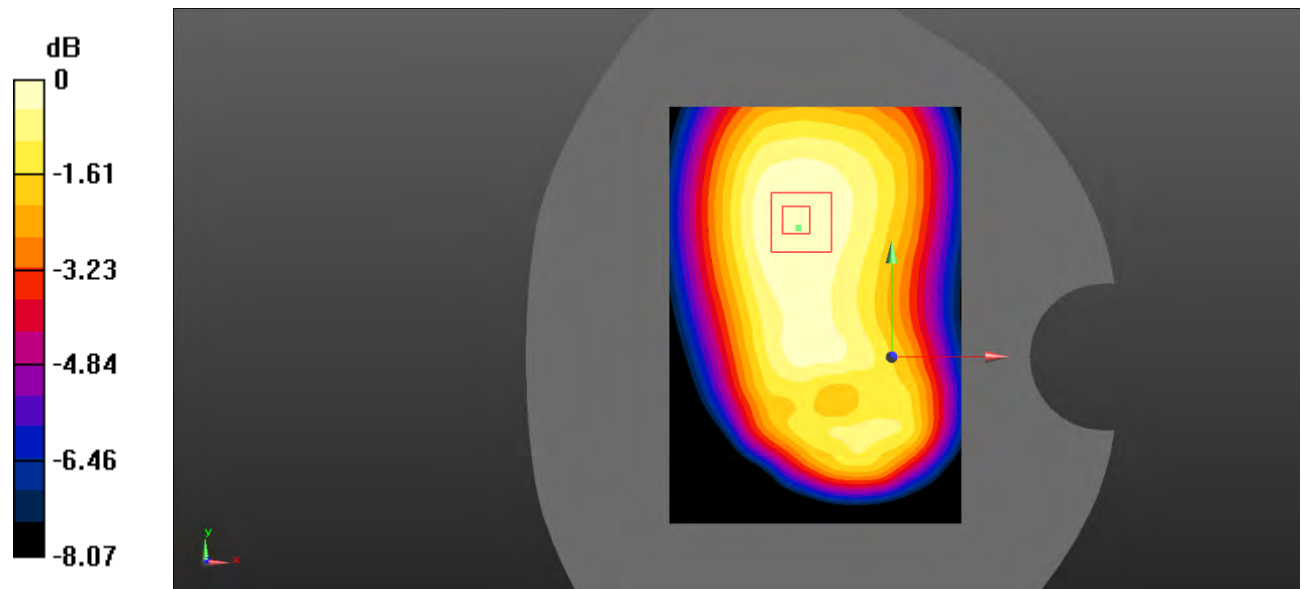
**Zoom Scan (5x5x7)/Cube 0:** Measurement grid:  $dx=8\text{mm}$ ,  $dy=8\text{mm}$ ,  $dz=5\text{mm}$

Reference Value = 19.17 V/m; Power Drift = -0.11 dB

Peak SAR (extrapolated) = 0.405 W/kg

**SAR(1 g) = 0.318 W/kg; SAR(10 g) = 0.238 W/kg**

Maximum value of SAR (measured) = 0.331 W/kg



0 dB = 0.331 W/kg = -4.80 dBW/kg

**Test Plot 7#: GSM 850\_Body Left\_Middle**

**DUT: Smart phone; Type: ART 1 PRO; Serial: RSZ200707001-SA-S1;**

Communication System: Generic GPRS-2 slots; Frequency: 836.6 MHz; Duty Cycle: 1:4  
 Medium parameters used:  $f = 836.6 \text{ MHz}$ ;  $\sigma = 0.898 \text{ S/m}$ ;  $\epsilon_r = 40.548$ ;  $\rho = 1000 \text{ kg/m}^3$  ;  
 Phantom section: Flat Section

DASY5 Configuration:

- Probe: EX3DV4 - SN7522; ConvF(9.92, 9.92, 9.92) @836.6 MHz;
- Sensor-Surface: 4mm (Mechanical Surface Detection)
- Electronics: DAE4 SN1562; Calibrated: 3/3/2020
- Phantom: SAM-Twin V8.0 P1aP2a; Type: QD 000 P41 AA; Serial: 1962
- Measurement SW: DASY52, Version 52.10 (2) ;

**Area Scan (71x101x1):** Interpolated grid:  $dx=1.500 \text{ mm}$ ,  $dy=1.500 \text{ mm}$

Maximum value of SAR (interpolated) = 0.100 W/kg

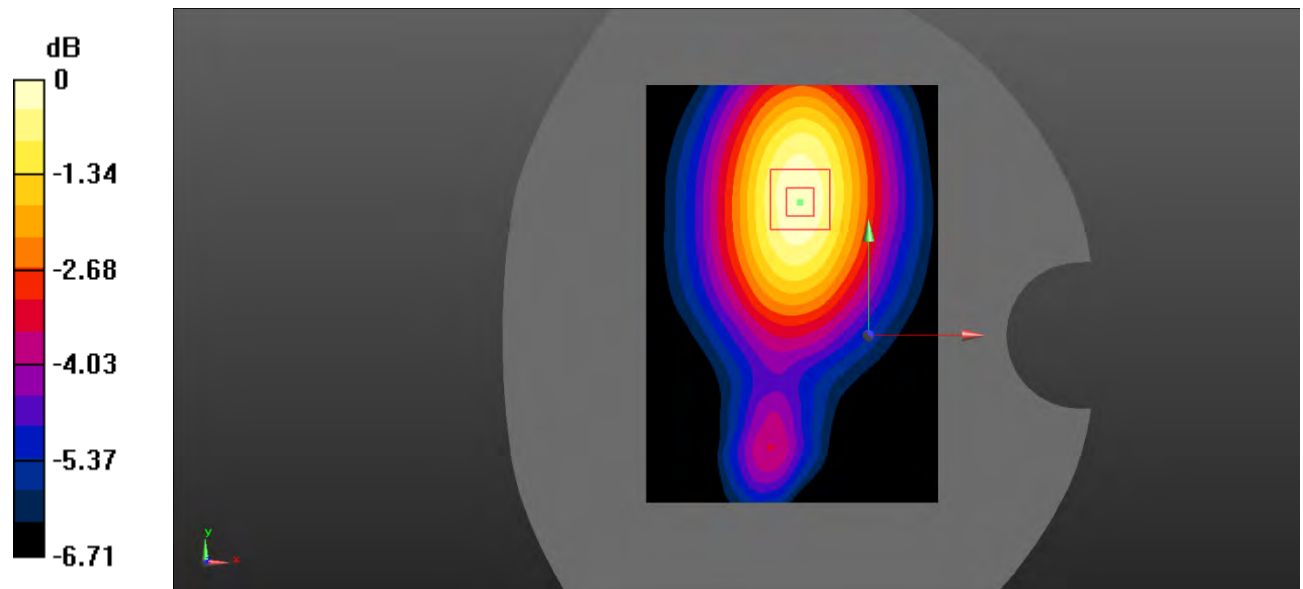
**Zoom Scan (5x5x7)/Cube 0:** Measurement grid:  $dx=8\text{mm}$ ,  $dy=8\text{mm}$ ,  $dz=5\text{mm}$

Reference Value = 7.020 V/m; Power Drift = 0.10 dB

Peak SAR (extrapolated) = 0.132 W/kg

**SAR(1 g) = 0.096 W/kg; SAR(10 g) = 0.069 W/kg**

Maximum value of SAR (measured) = 0.101 W/kg



0 dB = 0.101 W/kg = -9.96 dBW/kg

**Test Plot 8#: GSM 850\_Body Right\_Middle**

**DUT: Smart phone; Type: ART 1 PRO; Serial: RSZ200707001-SA-S1;**

Communication System: Generic GPRS-2 slots; Frequency: 836.6 MHz; Duty Cycle: 1:4  
 Medium parameters used:  $f = 836.6 \text{ MHz}$ ;  $\sigma = 0.898 \text{ S/m}$ ;  $\epsilon_r = 40.548$ ;  $\rho = 1000 \text{ kg/m}^3$  ;  
 Phantom section: Flat Section

DASY5 Configuration:

- Probe: EX3DV4 - SN7522; ConvF(9.92, 9.92, 9.92) @836.6 MHz;
- Sensor-Surface: 4mm (Mechanical Surface Detection)
- Electronics: DAE4 SN1562; Calibrated: 3/3/2020
- Phantom: SAM-Twin V8.0 P1aP2a; Type: QD 000 P41 AA; Serial: 1962
- Measurement SW: DASY52, Version 52.10 (2) ;

**Area Scan (71x101x1):** Interpolated grid:  $dx=1.500 \text{ mm}$ ,  $dy=1.500 \text{ mm}$

Maximum value of SAR (interpolated) = 0.188 W/kg

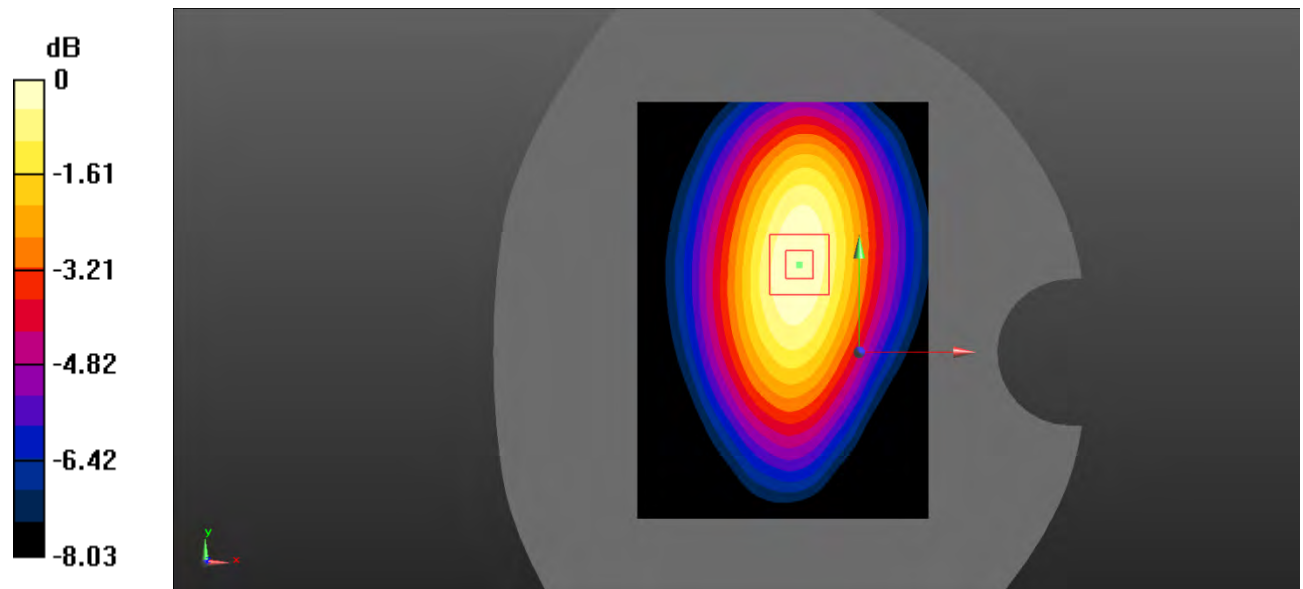
**Zoom Scan (5x5x7)/Cube 0:** Measurement grid:  $dx=8\text{mm}$ ,  $dy=8\text{mm}$ ,  $dz=5\text{mm}$

Reference Value = 12.63 V/m; Power Drift = -0.07 dB

Peak SAR (extrapolated) = 0.249 W/kg

**SAR(1 g) = 0.177 W/kg; SAR(10 g) = 0.123 W/kg**

Maximum value of SAR (measured) = 0.187 W/kg



0 dB = 0.187 W/kg = -7.28 dBW/kg



**Test Plot 9#: GSM 850\_Body Bottom\_Middle**

**DUT: Smart phone; Type: ART 1 PRO; Serial: RSZ200707001-SA-S1;**

Communication System: Generic GPRS-2 slots; Frequency: 836.6 MHz; Duty Cycle: 1:4  
 Medium parameters used:  $f = 836.6 \text{ MHz}$ ;  $\sigma = 0.898 \text{ S/m}$ ;  $\epsilon_r = 40.548$ ;  $\rho = 1000 \text{ kg/m}^3$  ;  
 Phantom section: Flat Section

DASY5 Configuration:

- Probe: EX3DV4 - SN7522; ConvF(9.92, 9.92, 9.92) @836.6 MHz;
- Sensor-Surface: 4mm (Mechanical Surface Detection)
- Electronics: DAE4 SN1562; Calibrated: 3/3/2020
- Phantom: SAM-Twin V8.0 P1aP2a; Type: QD 000 P41 AA; Serial: 1962
- Measurement SW: DASY52, Version 52.10 (2) ;

**Area Scan (71x91x1):** Interpolated grid:  $dx=1.500 \text{ mm}$ ,  $dy=1.500 \text{ mm}$

Maximum value of SAR (interpolated) = 0.106 W/kg

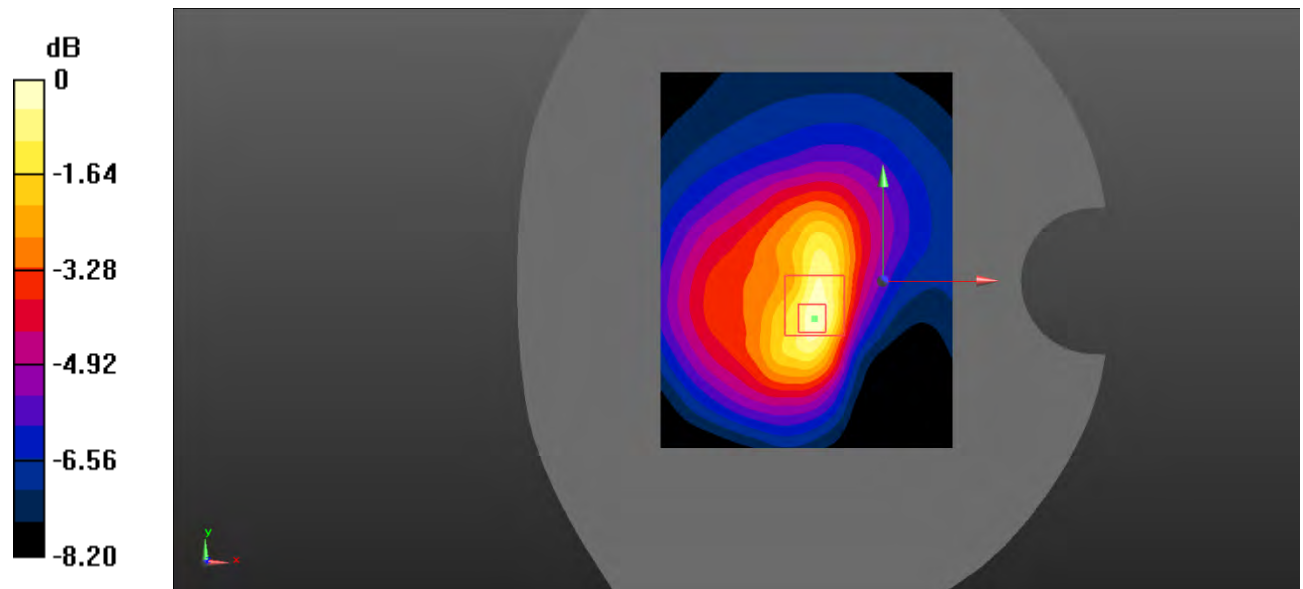
**Zoom Scan (5x5x7)/Cube 0:** Measurement grid:  $dx=8\text{mm}$ ,  $dy=8\text{mm}$ ,  $dz=5\text{mm}$

Reference Value = 9.970 V/m; Power Drift = -0.18 dB

Peak SAR (extrapolated) = 0.165 W/kg

**SAR(1 g) = 0.097 W/kg; SAR(10 g) = 0.061 W/kg**

Maximum value of SAR (measured) = 0.105 W/kg



0 dB = 0.105 W/kg = -9.79 dBW/kg

**Test Plot 10#: PCS 1900\_Head Left Cheek\_Middle**

**DUT: Smart phone; Type: ART 1 PRO; Serial: RSZ200707001-SA-S1;**

Communication System: Generic GSM; Frequency: 1880 MHz; Duty Cycle: 1:8  
 Medium parameters used:  $f = 1880 \text{ MHz}$ ;  $\sigma = 1.393 \text{ S/m}$ ;  $\epsilon_r = 40.032$ ;  $\rho = 1000 \text{ kg/m}^3$  ;  
 Phantom section: Left Section

DASY5 Configuration:

- Probe: EX3DV4 - SN7522; ConvF(7.95, 7.95, 7.95) @1880 MHz;
- Sensor-Surface: 4mm (Mechanical Surface Detection)
- Electronics: DAE4 SN1562; Calibrated: 3/3/2020
- Phantom: SAM-Twin V8.0 P1aP2a; Type: QD 000 P41 AA; Serial: 1962
- Measurement SW: DASY52, Version 52.10 (2) ;

**Area Scan (71x91x1):** Interpolated grid:  $dx=1.500 \text{ mm}$ ,  $dy=1.500 \text{ mm}$

Maximum value of SAR (interpolated) = 0.0826 W/kg

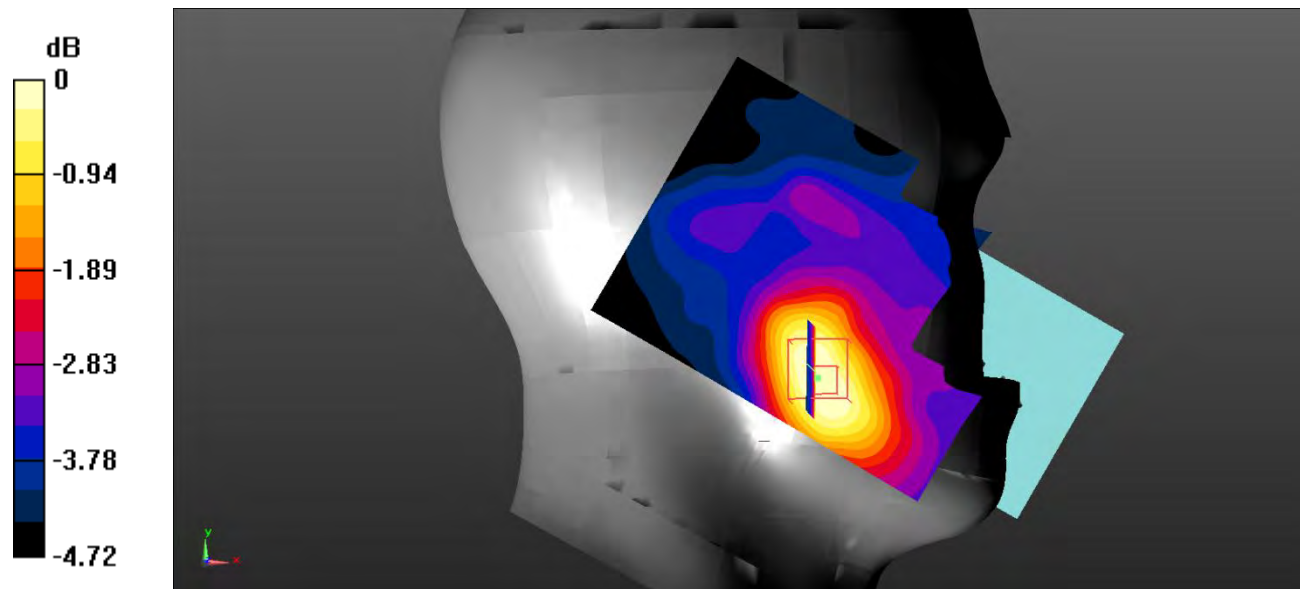
**Zoom Scan (5x5x7)/Cube 0:** Measurement grid:  $dx=8\text{mm}$ ,  $dy=8\text{mm}$ ,  $dz=5\text{mm}$

Reference Value = 4.801 V/m; Power Drift = 0.12 dB

Peak SAR (extrapolated) = 0.119 W/kg

**SAR(1 g) = 0.076 W/kg; SAR(10 g) = 0.055 W/kg**

Maximum value of SAR (measured) = 0.0791 W/kg



0 dB = 0.0791 W/kg = -11.02 dBW/kg

**Test Plot 11#: PCS 1900\_Head Left Tilt\_Middle**

**DUT: Smart phone; Type: ART 1 PRO; Serial: RSZ200707001-SA-S1;**

Communication System: Generic GSM; Frequency: 1880 MHz; Duty Cycle: 1:8  
 Medium parameters used:  $f = 1880 \text{ MHz}$ ;  $\sigma = 1.393 \text{ S/m}$ ;  $\epsilon_r = 40.032$ ;  $\rho = 1000 \text{ kg/m}^3$  ;  
 Phantom section: Left Section

DASY5 Configuration:

- Probe: EX3DV4 - SN7522; ConvF(7.95, 7.95, 7.95) @1880 MHz;
- Sensor-Surface: 4mm (Mechanical Surface Detection)
- Electronics: DAE4 SN1562; Calibrated: 3/3/2020
- Phantom: SAM-Twin V8.0 P1aP2a; Type: QD 000 P41 AA; Serial: 1962
- Measurement SW: DASY52, Version 52.10 (2) ;

**Area Scan (71x91x1):** Interpolated grid:  $dx=1.500 \text{ mm}$ ,  $dy=1.500 \text{ mm}$

Maximum value of SAR (interpolated) = 0.0521 W/kg

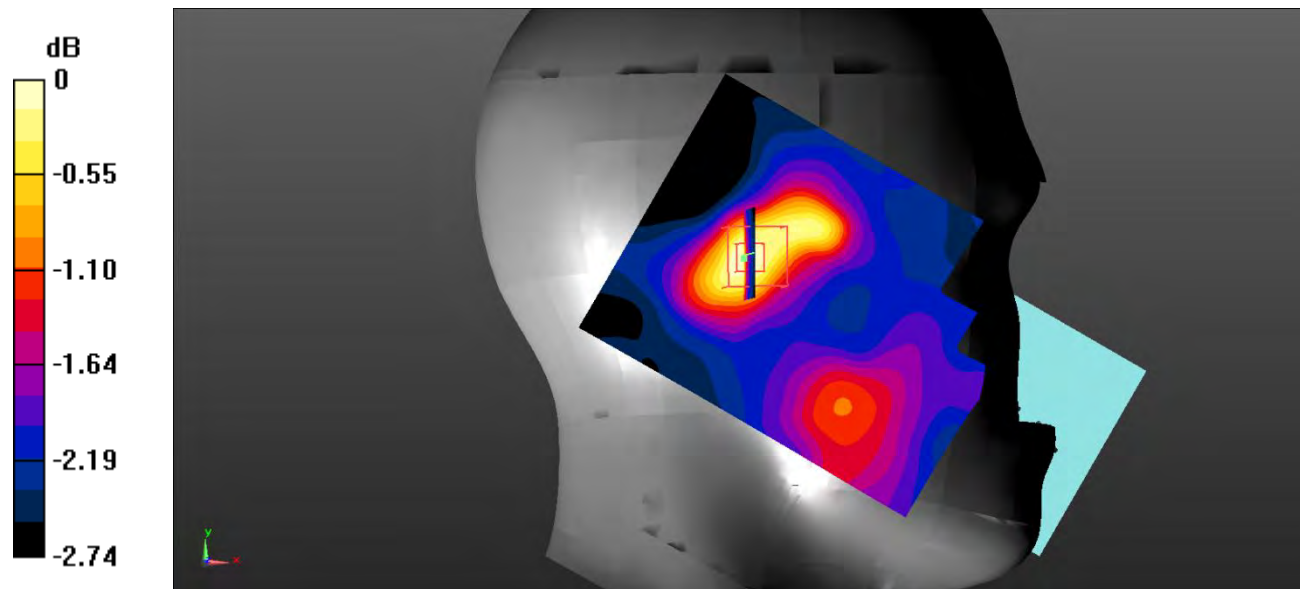
**Zoom Scan (5x5x7)/Cube 0:** Measurement grid:  $dx=8\text{mm}$ ,  $dy=8\text{mm}$ ,  $dz=5\text{mm}$

Reference Value = 5.715 V/m; Power Drift = 0.12 dB

Peak SAR (extrapolated) = 0.0650 W/kg

**SAR(1 g) = 0.049 W/kg; SAR(10 g) = 0.040 W/kg**

Maximum value of SAR (measured) = 0.0505 W/kg



0 dB = 0.0505 W/kg = -12.97 dBW/kg

**Test Plot 12#: PCS 1900\_Head Right Cheek\_Middle****DUT: Smart phone; Type: ART 1 PRO; Serial: RSZ200707001-SA-S1;**

Communication System: Generic GSM; Frequency: 1880 MHz; Duty Cycle: 1:8  
Medium parameters used:  $f = 1880$  MHz;  $\sigma = 1.393$  S/m;  $\epsilon_r = 40.032$ ;  $\rho = 1000$  kg/m<sup>3</sup> ;  
Phantom section: Right Section

DASY5 Configuration:

- Probe: EX3DV4 - SN7522; ConvF(7.95, 7.95, 7.95) @1880 MHz;
- Sensor-Surface: 4mm (Mechanical Surface Detection)
- Electronics: DAE4 SN1562; Calibrated: 3/3/2020
- Phantom: SAM-Twin V8.0 P1aP2a; Type: QD 000 P41 AA; Serial: 1962
- Measurement SW: DASY52, Version 52.10 (2) ;

**Area Scan (71x91x1):** Interpolated grid: dx=1.500 mm, dy=1.500 mm

Maximum value of SAR (interpolated) = 0.0642 W/kg

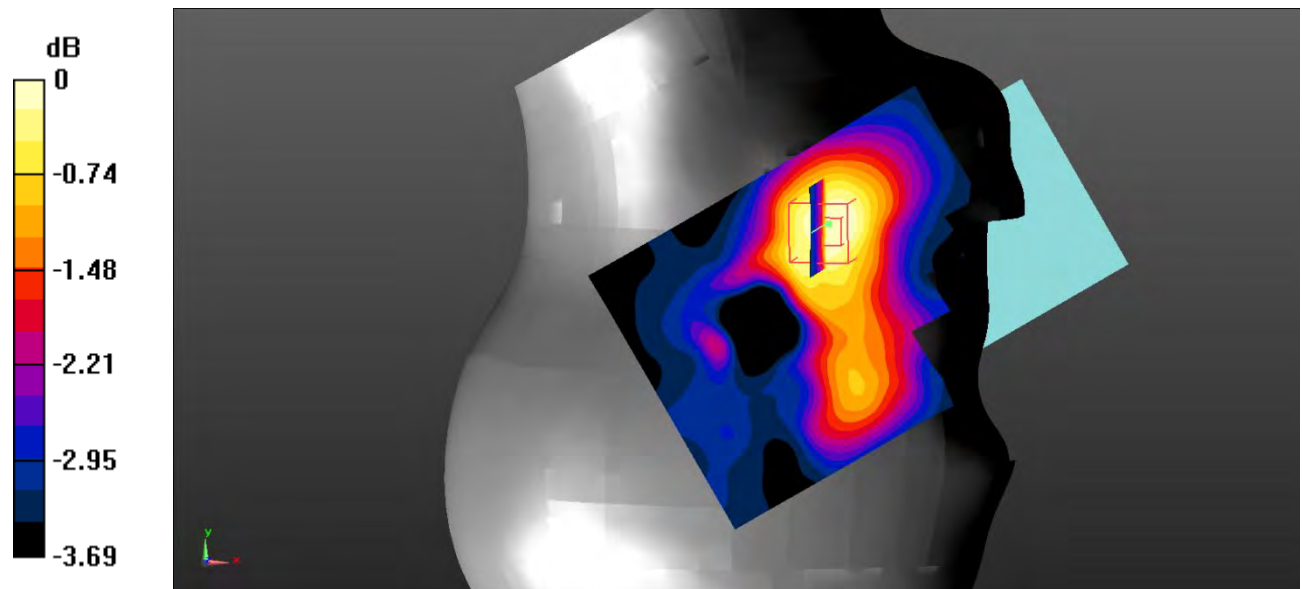
**Zoom Scan (5x5x7)/Cube 0:** Measurement grid: dx=8mm, dy=8mm, dz=5mm

Reference Value = 4.713 V/m; Power Drift = -0.06 dB

Peak SAR (extrapolated) = 0.0920 W/kg

**SAR(1 g) = 0.062 W/kg; SAR(10 g) = 0.049 W/kg**

Maximum value of SAR (measured) = 0.0628 W/kg



0 dB = 0.0628 W/kg = -12.02 dBW/kg

**Test Plot 13#: PCS 1900\_Head Right Tilt\_Middle**

**DUT: Smart phone; Type: ART 1 PRO; Serial: RSZ200707001-SA-S1;**

Communication System: Generic GSM; Frequency: 1880 MHz; Duty Cycle: 1:8  
 Medium parameters used:  $f = 1880 \text{ MHz}$ ;  $\sigma = 1.393 \text{ S/m}$ ;  $\epsilon_r = 40.032$ ;  $\rho = 1000 \text{ kg/m}^3$  ;  
 Phantom section: Right Section

DASY5 Configuration:

- Probe: EX3DV4 - SN7522; ConvF(7.95, 7.95, 7.95) @1880 MHz;
- Sensor-Surface: 4mm (Mechanical Surface Detection)
- Electronics: DAE4 SN1562; Calibrated: 3/3/2020
- Phantom: SAM-Twin V8.0 P1aP2a; Type: QD 000 P41 AA; Serial: 1962
- Measurement SW: DASY52, Version 52.10 (2) ;

**Area Scan (71x91x1):** Interpolated grid:  $dx=1.500 \text{ mm}$ ,  $dy=1.500 \text{ mm}$

Maximum value of SAR (interpolated) = 0.0396 W/kg

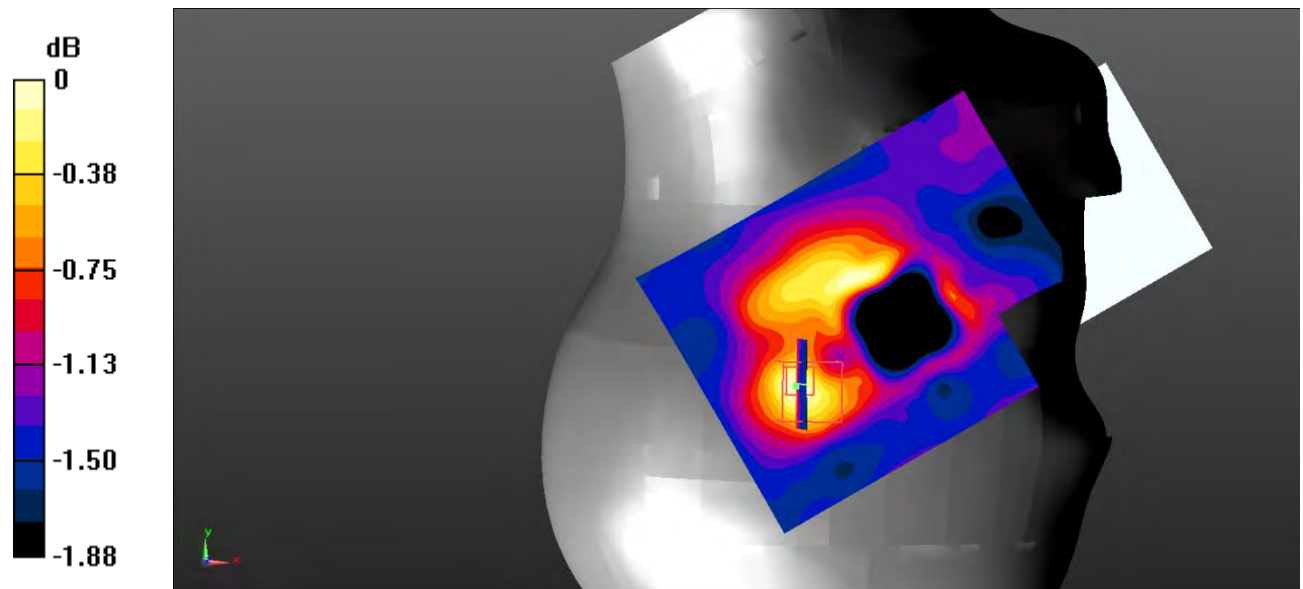
**Zoom Scan (5x5x7)/Cube 0:** Measurement grid:  $dx=8\text{mm}$ ,  $dy=8\text{mm}$ ,  $dz=5\text{mm}$

Reference Value = 5.223 V/m; Power Drift = 0.07 dB

Peak SAR (extrapolated) = 0.0570 W/kg

**SAR(1 g) = 0.038 W/kg; SAR(10 g) = 0.032 W/kg**

Maximum value of SAR (measured) = 0.0397 W/kg



0 dB = 0.0397 W/kg = -14.01 dBW/kg

**Test Plot 14#: PCS 1900\_Body Worn Back\_Middle**

**DUT: Smart phone; Type: ART 1 PRO; Serial: RSZ200707001-SA-S1;**

Communication System: Generic GSM; Frequency: 1880 MHz; Duty Cycle: 1:8  
 Medium parameters used:  $f = 1880 \text{ MHz}$ ;  $\sigma = 1.393 \text{ S/m}$ ;  $\epsilon_r = 40.032$ ;  $\rho = 1000 \text{ kg/m}^3$  ;  
 Phantom section: Flat Section

DASY5 Configuration:

- Probe: EX3DV4 - SN7522; ConvF(7.95, 7.95, 7.95) @1880 MHz;
- Sensor-Surface: 4mm (Mechanical Surface Detection)
- Electronics: DAE4 SN1562; Calibrated: 3/3/2020
- Phantom: SAM-Twin V8.0 P1aP2a; Type: QD 000 P41 AA; Serial: 1962
- Measurement SW: DASY52, Version 52.10 (2) ;

**Area Scan (71x101x1):** Interpolated grid:  $dx=1.500 \text{ mm}$ ,  $dy=1.500 \text{ mm}$

Maximum value of SAR (interpolated) = 0.183 W/kg

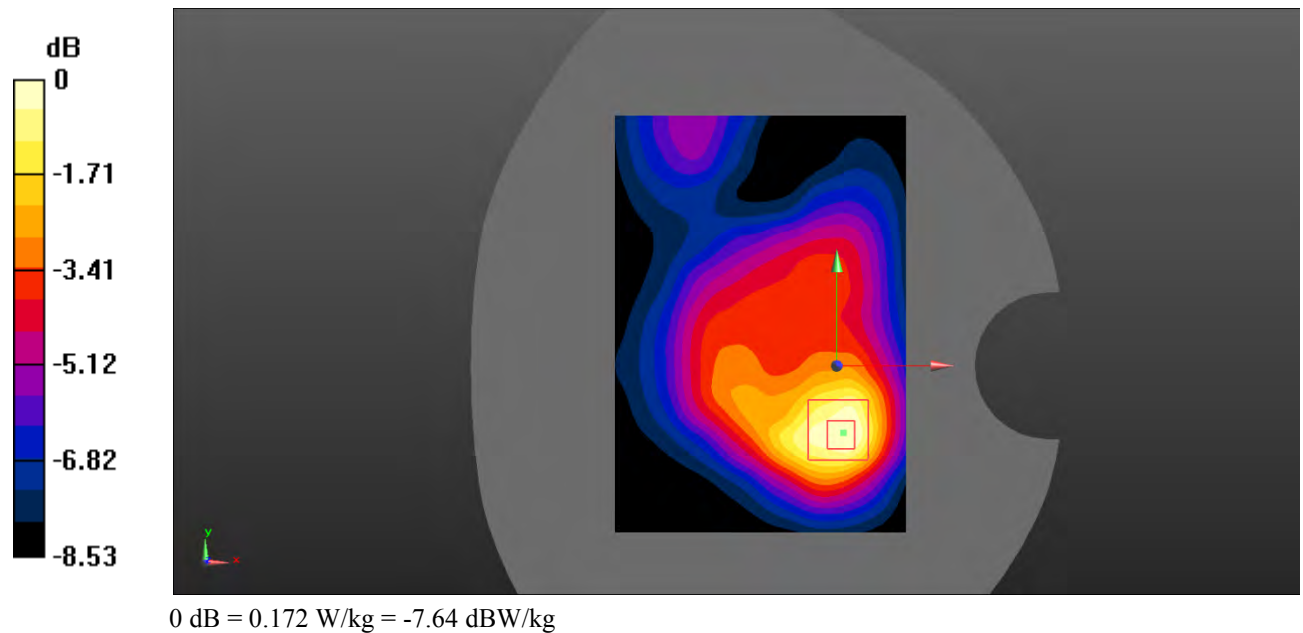
**Zoom Scan (5x5x7)/Cube 0:** Measurement grid:  $dx=8\text{mm}$ ,  $dy=8\text{mm}$ ,  $dz=5\text{mm}$

Reference Value = 8.233 V/m; Power Drift = -0.76 dB

Peak SAR (extrapolated) = 0.292 W/kg

**SAR(1 g) = 0.158 W/kg; SAR(10 g) = 0.091 W/kg**

Maximum value of SAR (measured) = 0.172 W/kg



**Test Plot 15#: PCS 1900\_Body Back\_Middle**

**DUT: Smart phone; Type: ART 1 PRO; Serial: RSZ200707001-SA-S1;**

Communication System: Generic GPRS-3 slots; Frequency: 1880 MHz; Duty Cycle: 1:2.66  
 Medium parameters used:  $f = 1880 \text{ MHz}$ ;  $\sigma = 1.393 \text{ S/m}$ ;  $\epsilon_r = 40.032$ ;  $\rho = 1000 \text{ kg/m}^3$  ;  
 Phantom section: Flat Section

DASY5 Configuration:

- Probe: EX3DV4 - SN7522; ConvF(7.95, 7.95, 7.95) @1880 MHz;
- Sensor-Surface: 4mm (Mechanical Surface Detection)
- Electronics: DAE4 SN1562; Calibrated: 3/3/2020
- Phantom: SAM-Twin V8.0 P1aP2a; Type: QD 000 P41 AA; Serial: 1962
- Measurement SW: DASY52, Version 52.10 (2) ;

**Area Scan (71x101x1):** Interpolated grid:  $dx=1.500 \text{ mm}$ ,  $dy=1.500 \text{ mm}$

Maximum value of SAR (interpolated) =  $0.145 \text{ W/kg}$

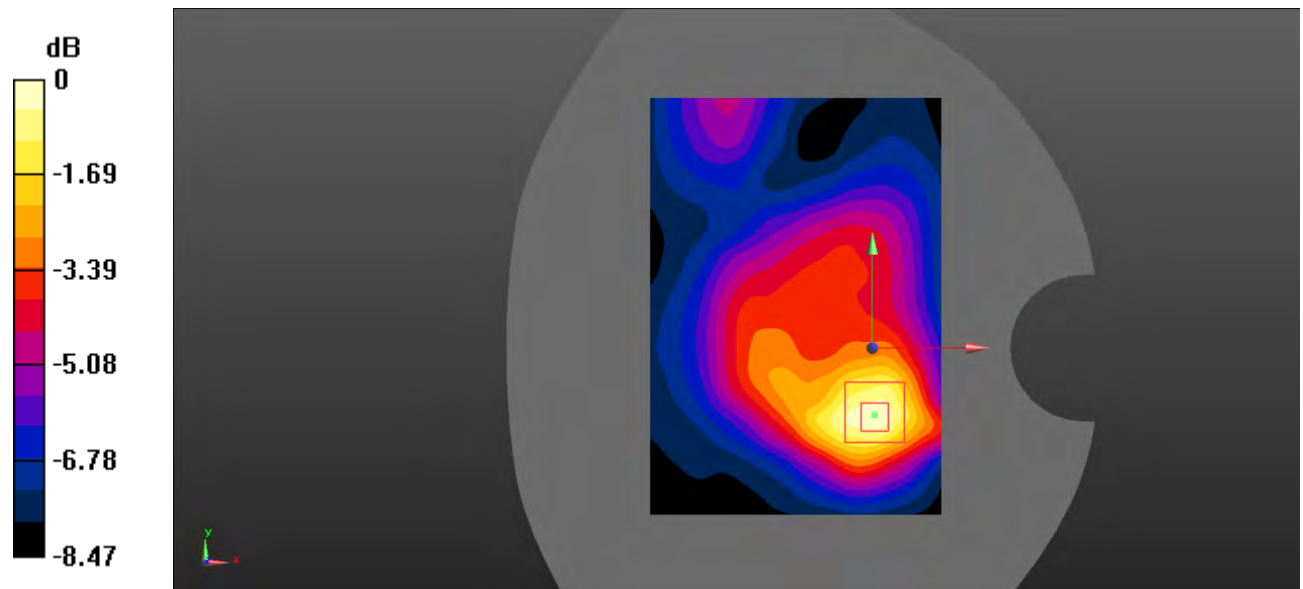
**Zoom Scan (5x5x7)/Cube 0:** Measurement grid:  $dx=8\text{mm}$ ,  $dy=8\text{mm}$ ,  $dz=5\text{mm}$

Reference Value =  $6.961 \text{ V/m}$ ; Power Drift =  $0.02 \text{ dB}$

Peak SAR (extrapolated) =  $0.269 \text{ W/kg}$

**SAR(1 g) =  $0.140 \text{ W/kg}$ ; SAR(10 g) =  $0.080 \text{ W/kg}$**

Maximum value of SAR (measured) =  $0.150 \text{ W/kg}$



0 dB =  $0.150 \text{ W/kg}$  =  $-8.24 \text{ dBW/kg}$

**Test Plot 16#: PCS 1900\_Body Left\_Middle**

**DUT: Smart phone; Type: ART 1 PRO; Serial: RSZ200707001-SA-S1;**

Communication System: Generic GPRS-3 slots; Frequency: 1880 MHz; Duty Cycle: 1:2.66  
 Medium parameters used:  $f = 1880 \text{ MHz}$ ;  $\sigma = 1.393 \text{ S/m}$ ;  $\epsilon_r = 40.032$ ;  $\rho = 1000 \text{ kg/m}^3$  ;  
 Phantom section: Flat Section

DASY5 Configuration:

- Probe: EX3DV4 - SN7522; ConvF(7.95, 7.95, 7.95) @1880 MHz;
- Sensor-Surface: 4mm (Mechanical Surface Detection)
- Electronics: DAE4 SN1562; Calibrated: 3/3/2020
- Phantom: SAM-Twin V8.0 P1aP2a; Type: QD 000 P41 AA; Serial: 1962
- Measurement SW: DASY52, Version 52.10 (2) ;

**Area Scan (71x91x1):** Interpolated grid:  $dx=1.500 \text{ mm}$ ,  $dy=1.500 \text{ mm}$

Maximum value of SAR (interpolated) = 0.0812 W/kg

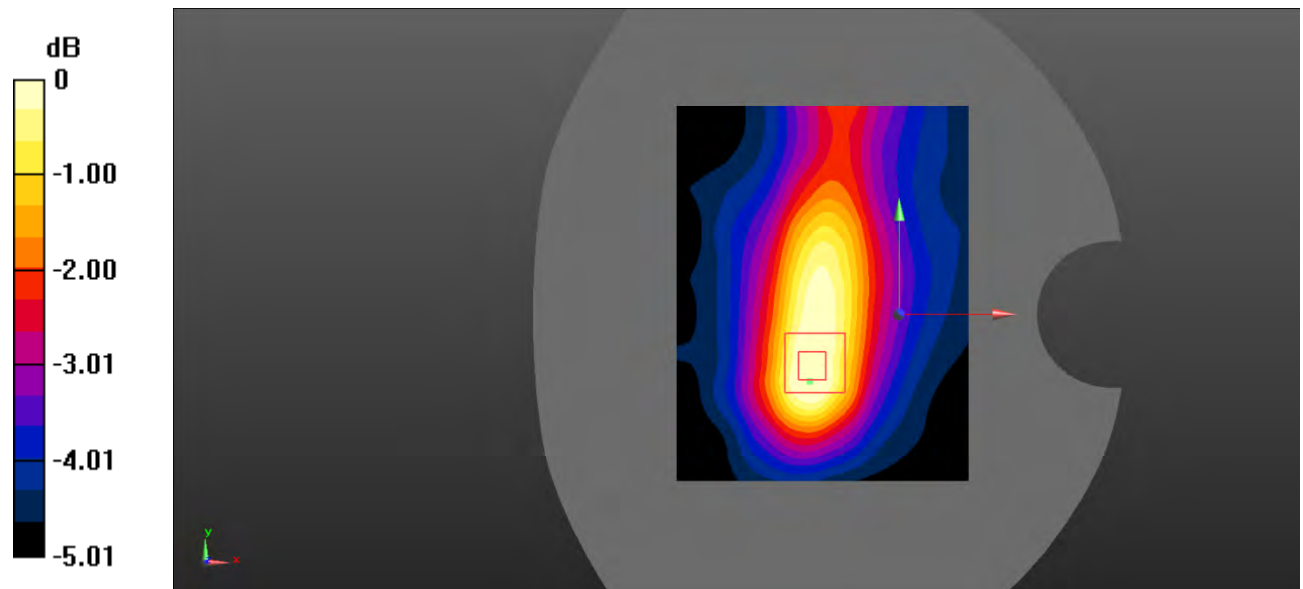
**Zoom Scan (5x5x7)/Cube 0:** Measurement grid:  $dx=8\text{mm}$ ,  $dy=8\text{mm}$ ,  $dz=5\text{mm}$

Reference Value = 7.101 V/m; Power Drift = 0.02 dB

Peak SAR (extrapolated) = 0.106 W/kg

**SAR(1 g) = 0.072 W/kg; SAR(10 g) = 0.052 W/kg**

Maximum value of SAR (measured) = 0.0745 W/kg



0 dB = 0.0745 W/kg = -11.28 dBW/kg



**Test Plot 17#: PCS 1900\_Body Right\_Middle**

**DUT: Smart phone; Type: ART 1 PRO; Serial: RSZ200707001-SA-S1;**

Communication System: Generic GPRS-3 slots; Frequency: 1880 MHz; Duty Cycle: 1:2.66  
 Medium parameters used:  $f = 1880 \text{ MHz}$ ;  $\sigma = 1.393 \text{ S/m}$ ;  $\epsilon_r = 40.032$ ;  $\rho = 1000 \text{ kg/m}^3$  ;  
 Phantom section: Flat Section

DASY5 Configuration:

- Probe: EX3DV4 - SN7522; ConvF(7.95, 7.95, 7.95) @1880 MHz;
- Sensor-Surface: 4mm (Mechanical Surface Detection)
- Electronics: DAE4 SN1562; Calibrated: 3/3/2020
- Phantom: SAM-Twin V8.0 P1aP2a; Type: QD 000 P41 AA; Serial: 1962
- Measurement SW: DASY52, Version 52.10 (2) ;

**Area Scan (71x91x1):** Interpolated grid:  $dx=1.500 \text{ mm}$ ,  $dy=1.500 \text{ mm}$

Maximum value of SAR (interpolated) =  $0.0514 \text{ W/kg}$


**Zoom Scan (5x5x7)/Cube 0:** Measurement grid:  $dx=8\text{mm}$ ,  $dy=8\text{mm}$ ,  $dz=5\text{mm}$

Reference Value =  $5.998 \text{ V/m}$ ; Power Drift =  $0.10 \text{ dB}$

Peak SAR (extrapolated) =  $0.0660 \text{ W/kg}$

**SAR(1 g) =  $0.048 \text{ W/kg}$ ; SAR(10 g) =  $0.038 \text{ W/kg}$**

Maximum value of SAR (measured) =  $0.0501 \text{ W/kg}$



**Test Plot 18#: PCS 1900\_Body Bottom\_Middle**

**DUT: Smart phone; Type: ART 1 PRO; Serial: RSZ200707001-SA-S1;**

Communication System: Generic GPRS-3 slots; Frequency: 1880 MHz; Duty Cycle: 1:2.66  
 Medium parameters used:  $f = 1880 \text{ MHz}$ ;  $\sigma = 1.393 \text{ S/m}$ ;  $\epsilon_r = 40.032$ ;  $\rho = 1000 \text{ kg/m}^3$  ;  
 Phantom section: Flat Section

DASY5 Configuration:

- Probe: EX3DV4 - SN7522; ConvF(7.95, 7.95, 7.95) @1880 MHz;
- Sensor-Surface: 4mm (Mechanical Surface Detection)
- Electronics: DAE4 SN1562; Calibrated: 3/3/2020
- Phantom: SAM-Twin V8.0 P1aP2a; Type: QD 000 P41 AA; Serial: 1962
- Measurement SW: DASY52, Version 52.10 (2) ;

**Area Scan (71x91x1):** Interpolated grid:  $dx=1.500 \text{ mm}$ ,  $dy=1.500 \text{ mm}$

Maximum value of SAR (interpolated) = 0.110 W/kg

**Zoom Scan (5x5x7)/Cube 0:** Measurement grid:  $dx=8\text{mm}$ ,  $dy=8\text{mm}$ ,  $dz=5\text{mm}$

Reference Value = 7.562 V/m; Power Drift = -0.17 dB

Peak SAR (extrapolated) = 0.149 W/kg

**SAR(1 g) = 0.093 W/kg; SAR(10 g) = 0.061 W/kg**

Maximum value of SAR (measured) = 0.100 W/kg



**Test Plot 19#: WCDMA Band 2\_Head Left Cheek\_Middle**

**DUT: Smart phone; Type: ART 1 PRO; Serial: RSZ200707001-SA-S1;**

Communication System: UID 0, WCDMA; Frequency: 1880 MHz; Duty Cycle: 1:1  
 Medium parameters used:  $f = 1880 \text{ MHz}$ ;  $\sigma = 1.393 \text{ S/m}$ ;  $\epsilon_r = 40.032$ ;  $\rho = 1000 \text{ kg/m}^3$  ;  
 Phantom section: Left Section

DASY5 Configuration:

- Probe: EX3DV4 - SN7522; ConvF(7.95, 7.95, 7.95) @1880 MHz;
- Sensor-Surface: 4mm (Mechanical Surface Detection)
- Electronics: DAE4 SN1562; Calibrated: 3/3/2020
- Phantom: SAM-Twin V8.0 P1aP2a; Type: QD 000 P41 AA; Serial: 1962
- Measurement SW: DASY52, Version 52.10 (2) ;

**Area Scan (71x91x1):** Interpolated grid:  $dx=1.500 \text{ mm}$ ,  $dy=1.500 \text{ mm}$

Maximum value of SAR (interpolated) = 0.182 W/kg

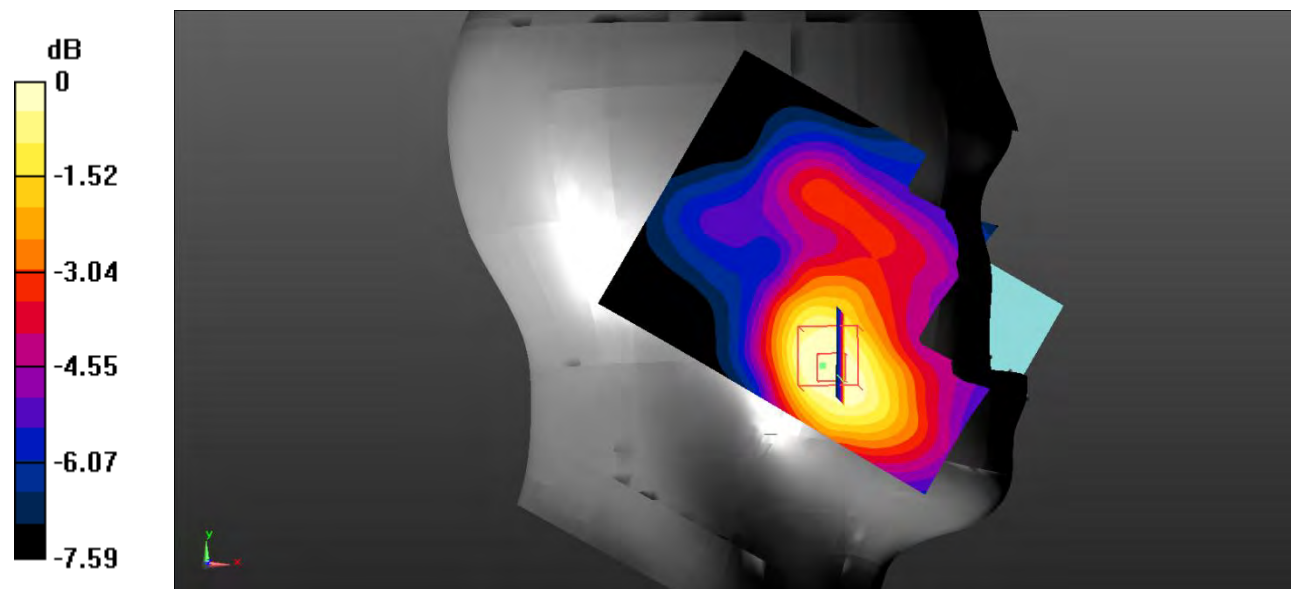
**Zoom Scan (5x5x7)/Cube 0:** Measurement grid:  $dx=8\text{mm}$ ,  $dy=8\text{mm}$ ,  $dz=5\text{mm}$

Reference Value = 5.305 V/m; Power Drift = 0.07 dB

Peak SAR (extrapolated) = 0.238 W/kg

**SAR(1 g) = 0.157 W/kg; SAR(10 g) = 0.106 W/kg**

Maximum value of SAR (measured) = 0.165 W/kg



0 dB = 0.165 W/kg = -7.83 dBW/kg

**Test Plot 20#: WCDMA Band 2\_Head Left Tilt\_Middle**

**DUT: Smart phone; Type: ART 1 PRO; Serial: RSZ200707001-SA-S1;**

Communication System: UID 0, WCDMA; Frequency: 1880 MHz; Duty Cycle: 1:1  
 Medium parameters used:  $f = 1880 \text{ MHz}$ ;  $\sigma = 1.393 \text{ S/m}$ ;  $\epsilon_r = 40.032$ ;  $\rho = 1000 \text{ kg/m}^3$  ;  
 Phantom section: Left Section

DASY5 Configuration:

- Probe: EX3DV4 - SN7522; ConvF(7.95, 7.95, 7.95) @1880 MHz;
- Sensor-Surface: 4mm (Mechanical Surface Detection)
- Electronics: DAE4 SN1562; Calibrated: 3/3/2020
- Phantom: SAM-Twin V8.0 P1aP2a; Type: QD 000 P41 AA; Serial: 1962
- Measurement SW: DASY52, Version 52.10 (2) ;

**Area Scan (71x91x1):** Interpolated grid:  $dx=1.500 \text{ mm}$ ,  $dy=1.500 \text{ mm}$

Maximum value of SAR (interpolated) = 0.106 W/kg

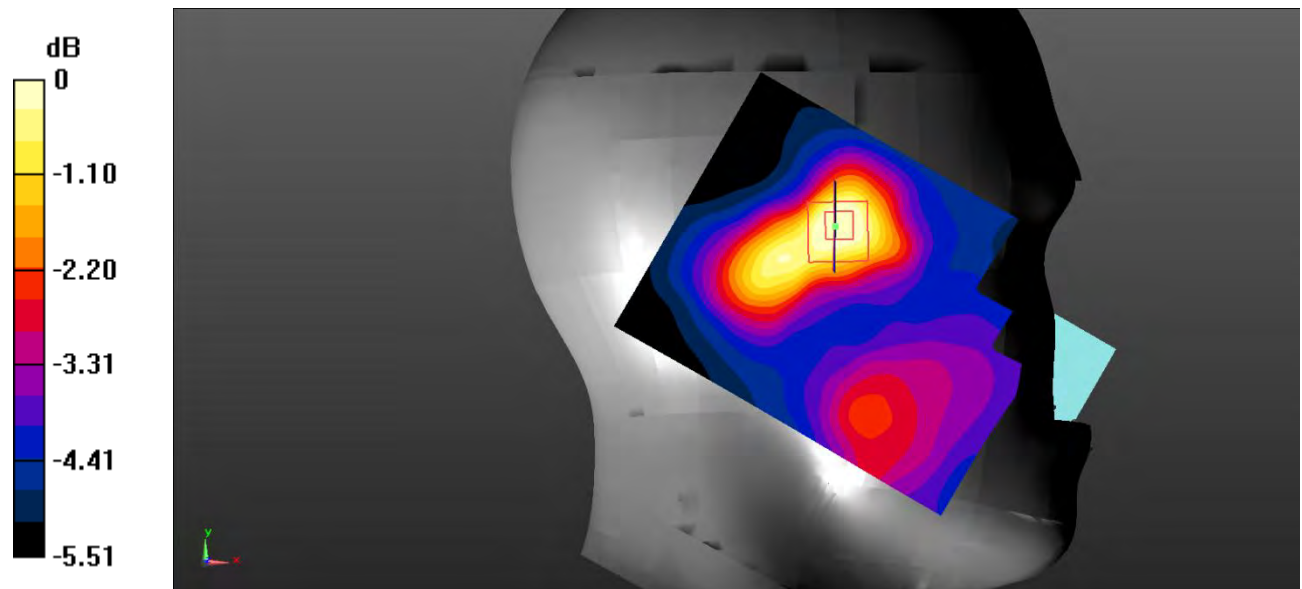
**Zoom Scan (5x5x7)/Cube 0:** Measurement grid:  $dx=8\text{mm}$ ,  $dy=8\text{mm}$ ,  $dz=5\text{mm}$

Reference Value = 7.027 V/m; Power Drift = -0.04 dB

Peak SAR (extrapolated) = 0.126 W/kg

**SAR(1 g) = 0.089 W/kg; SAR(10 g) = 0.061 W/kg**

Maximum value of SAR (measured) = 0.0936 W/kg



0 dB = 0.0936 W/kg = -10.29 dBW/kg

**Test Plot 21#: WCDMA Band 2\_Head Right Cheek\_Middle**

**DUT: Smart phone; Type: ART 1 PRO; Serial: RSZ200707001-SA-S1;**

Communication System: UID 0, WCDMA; Frequency: 1880 MHz; Duty Cycle: 1:1  
 Medium parameters used:  $f = 1880 \text{ MHz}$ ;  $\sigma = 1.393 \text{ S/m}$ ;  $\epsilon_r = 40.032$ ;  $\rho = 1000 \text{ kg/m}^3$  ;  
 Phantom section: Right Section

DASY5 Configuration:

- Probe: EX3DV4 - SN7522; ConvF(7.95, 7.95, 7.95) @1880 MHz;
- Sensor-Surface: 4mm (Mechanical Surface Detection)
- Electronics: DAE4 SN1562; Calibrated: 3/3/2020
- Phantom: SAM-Twin V8.0 P1aP2a; Type: QD 000 P41 AA; Serial: 1962
- Measurement SW: DASY52, Version 52.10 (2) ;

**Area Scan (71x91x1):** Interpolated grid:  $dx=1.500 \text{ mm}$ ,  $dy=1.500 \text{ mm}$

Maximum value of SAR (interpolated) = 0.145 W/kg

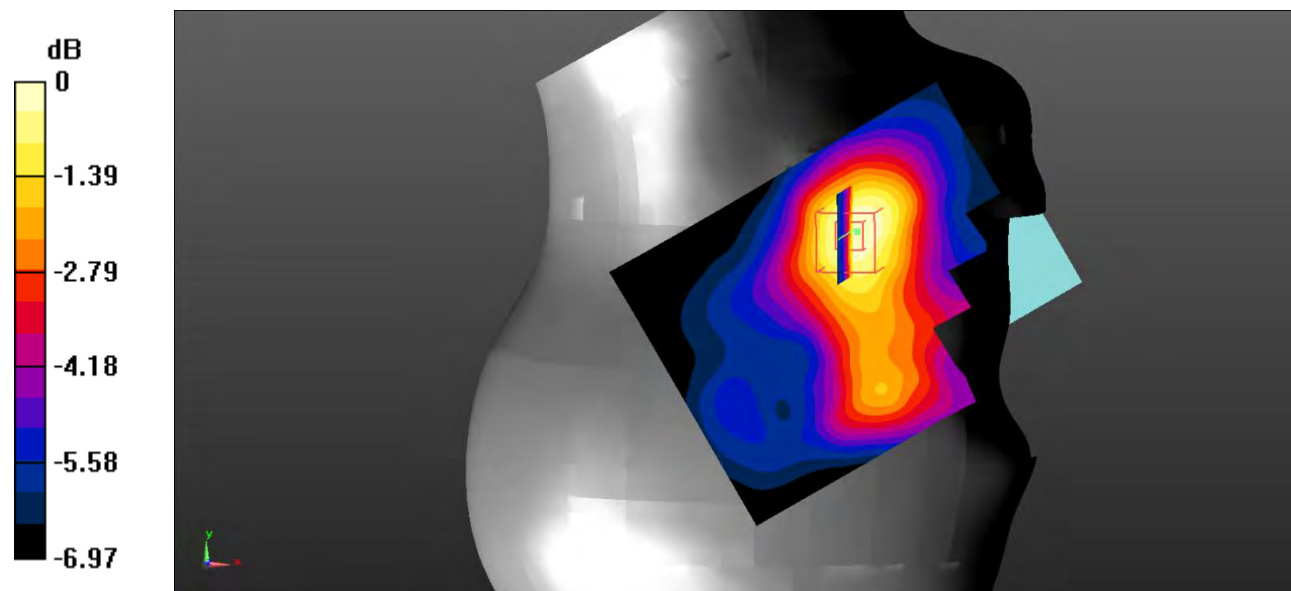
**Zoom Scan (5x5x7)/Cube 0:** Measurement grid:  $dx=8\text{mm}$ ,  $dy=8\text{mm}$ ,  $dz=5\text{mm}$

Reference Value = 4.613 V/m; Power Drift = 0.02 dB

Peak SAR (extrapolated) = 0.190 W/kg

**SAR(1 g) = 0.130 W/kg; SAR(10 g) = 0.088 W/kg**

Maximum value of SAR (measured) = 0.139 W/kg



0 dB = 0.139 W/kg = -8.57 dBW/kg

**Test Plot 22#: WCDMA Band 2\_Head Right Tilt\_Middle**

**DUT: Smart phone; Type: ART 1 PRO; Serial: RSZ200707001-SA-S1;**

Communication System: UID 0, WCDMA; Frequency: 1880 MHz; Duty Cycle: 1:1  
 Medium parameters used:  $f = 1880 \text{ MHz}$ ;  $\sigma = 1.393 \text{ S/m}$ ;  $\epsilon_r = 40.032$ ;  $\rho = 1000 \text{ kg/m}^3$  ;  
 Phantom section: Right Section

DASY5 Configuration:

- Probe: EX3DV4 - SN7522; ConvF(7.95, 7.95, 7.95) @1880 MHz;
- Sensor-Surface: 4mm (Mechanical Surface Detection)
- Electronics: DAE4 SN1562; Calibrated: 3/3/2020
- Phantom: SAM-Twin V8.0 P1aP2a; Type: QD 000 P41 AA; Serial: 1962
- Measurement SW: DASY52, Version 52.10 (2) ;

**Area Scan (71x91x1):** Interpolated grid:  $dx=1.500 \text{ mm}$ ,  $dy=1.500 \text{ mm}$

Maximum value of SAR (interpolated) = 0.0773 W/kg

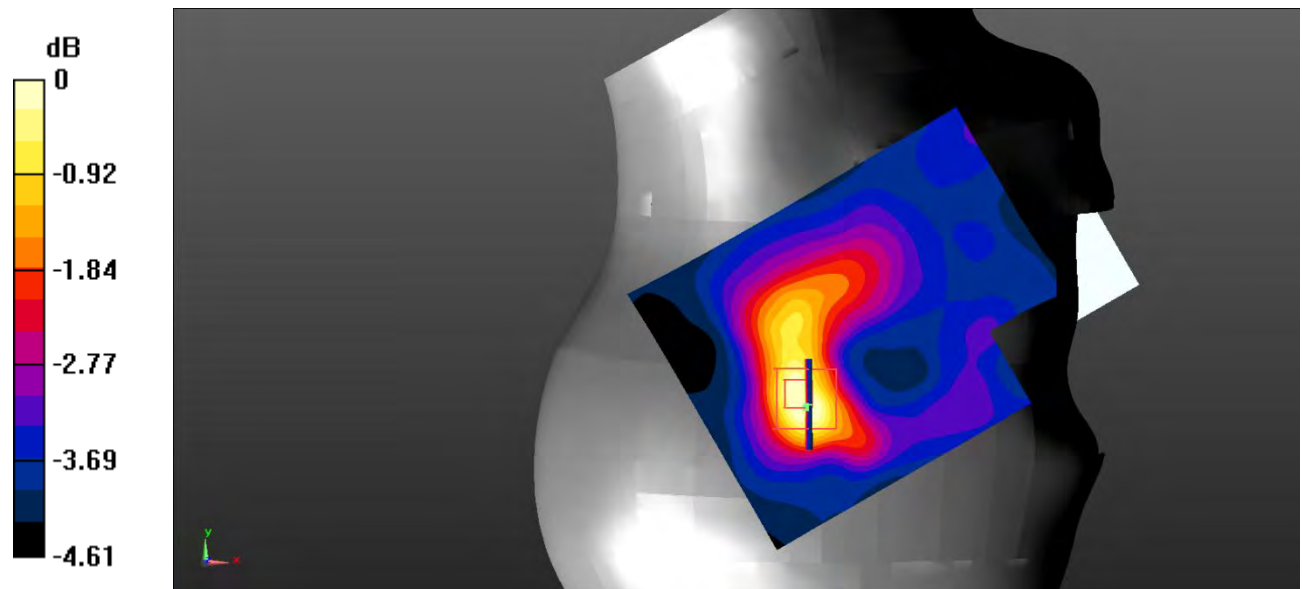
**Zoom Scan (5x5x7)/Cube 0:** Measurement grid:  $dx=8\text{mm}$ ,  $dy=8\text{mm}$ ,  $dz=5\text{mm}$

Reference Value = 6.938 V/m; Power Drift = 0.03 dB

Peak SAR (extrapolated) = 0.134 W/kg

**SAR(1 g) = 0.071 W/kg; SAR(10 g) = 0.048 W/kg**

Maximum value of SAR (measured) = 0.0737 W/kg



0 dB = 0.0737 W/kg = -11.33 dBW/kg

**Test Plot 23#: WCDMA Band 2\_Body Back\_Middle**

**DUT: Smart phone; Type: ART 1 PRO; Serial: RSZ200707001-SA-S1;**

Communication System: UID 0, WCDMA; Frequency: 1880 MHz; Duty Cycle: 1:1  
 Medium parameters used:  $f = 1880 \text{ MHz}$ ;  $\sigma = 1.393 \text{ S/m}$ ;  $\epsilon_r = 40.032$ ;  $\rho = 1000 \text{ kg/m}^3$  ;  
 Phantom section: Flat Section

DASY5 Configuration:

- Probe: EX3DV4 - SN7522; ConvF(7.95, 7.95, 7.95) @1880 MHz;
- Sensor-Surface: 4mm (Mechanical Surface Detection)
- Electronics: DAE4 SN1562; Calibrated: 3/3/2020
- Phantom: SAM-Twin V8.0 P1aP2a; Type: QD 000 P41 AA; Serial: 1962
- Measurement SW: DASY52, Version 52.10 (2) ;

**Area Scan (71x91x1):** Interpolated grid:  $dx=1.500 \text{ mm}$ ,  $dy=1.500 \text{ mm}$

Maximum value of SAR (interpolated) = 0.430 W/kg

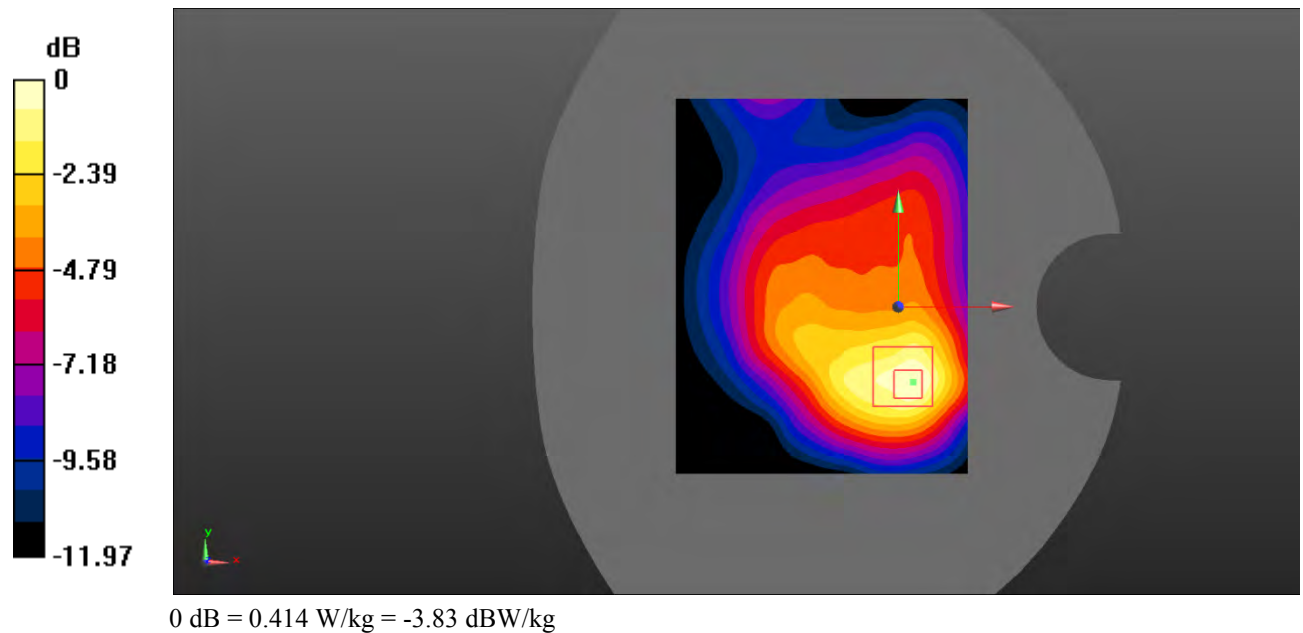
**Zoom Scan (5x5x7)/Cube 0:** Measurement grid:  $dx=8\text{mm}$ ,  $dy=8\text{mm}$ ,  $dz=5\text{mm}$

Reference Value = 10.98 V/m; Power Drift = 0.05 dB

Peak SAR (extrapolated) = 0.708 W/kg

**SAR(1 g) = 0.378 W/kg; SAR(10 g) = 0.208 W/kg**

Maximum value of SAR (measured) = 0.414 W/kg



**Test Plot 24#: WCDMA Band 2\_Body Left\_Middle**

**DUT: Smart phone; Type: ART 1 PRO; Serial: RSZ200707001-SA-S1;**

Communication System: UID 0, WCDMA; Frequency: 1880 MHz; Duty Cycle: 1:1  
 Medium parameters used:  $f = 1880 \text{ MHz}$ ;  $\sigma = 1.393 \text{ S/m}$ ;  $\epsilon_r = 40.032$ ;  $\rho = 1000 \text{ kg/m}^3$  ;  
 Phantom section: Flat Section

DASY5 Configuration:

- Probe: EX3DV4 - SN7522; ConvF(7.95, 7.95, 7.95) @1880 MHz;
- Sensor-Surface: 4mm (Mechanical Surface Detection)
- Electronics: DAE4 SN1562; Calibrated: 3/3/2020
- Phantom: SAM-Twin V8.0 P1aP2a; Type: QD 000 P41 AA; Serial: 1962
- Measurement SW: DASY52, Version 52.10 (2) ;

**Area Scan (71x91x1):** Interpolated grid:  $dx=1.500 \text{ mm}$ ,  $dy=1.500 \text{ mm}$

Maximum value of SAR (interpolated) = 0.176 W/kg

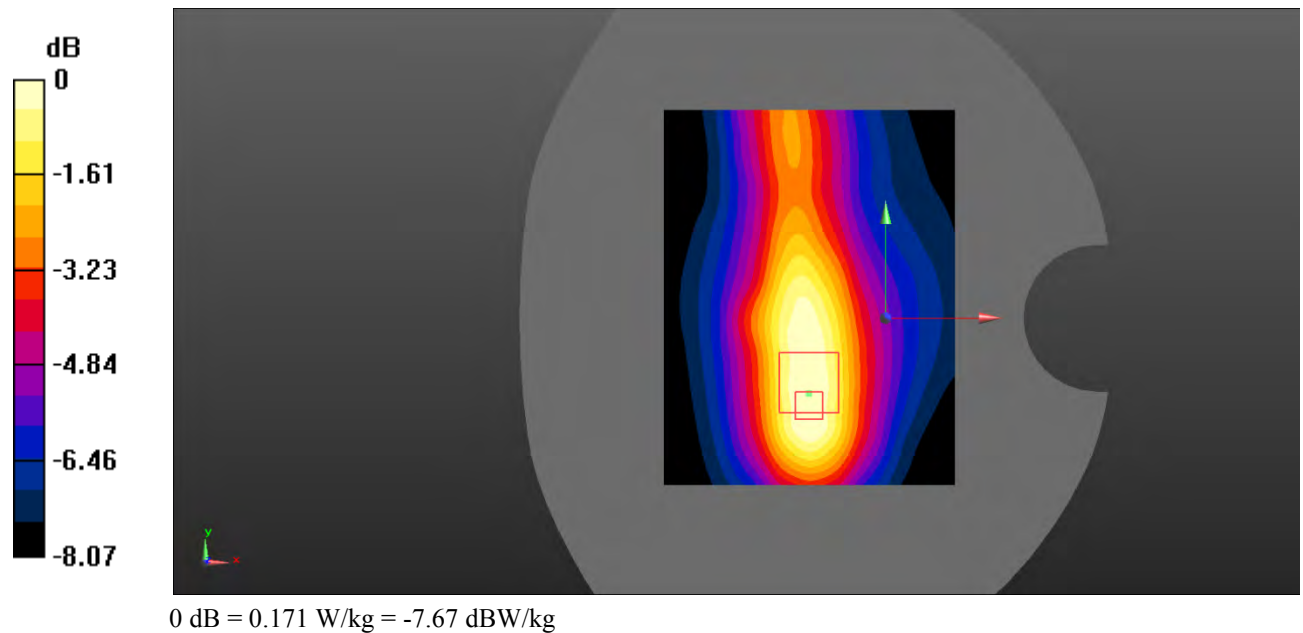
**Zoom Scan (5x5x7)/Cube 0:** Measurement grid:  $dx=8\text{mm}$ ,  $dy=8\text{mm}$ ,  $dz=5\text{mm}$

Reference Value = 10.39 V/m; Power Drift = 0.17 dB

Peak SAR (extrapolated) = 0.273 W/kg

**SAR(1 g) = 0.160 W/kg; SAR(10 g) = 0.103 W/kg**

Maximum value of SAR (measured) = 0.171 W/kg





**Test Plot 25#: WCDMA Band 2\_Body Right\_Middle**

**DUT: Smart phone; Type: ART 1 PRO; Serial: RSZ200707001-SA-S1;**

Communication System: UID 0, WCDMA; Frequency: 1880 MHz; Duty Cycle: 1:1  
 Medium parameters used:  $f = 1880 \text{ MHz}$ ;  $\sigma = 1.393 \text{ S/m}$ ;  $\epsilon_r = 40.032$ ;  $\rho = 1000 \text{ kg/m}^3$  ;  
 Phantom section: Flat Section

DASY5 Configuration:

- Probe: EX3DV4 - SN7522; ConvF(7.95, 7.95, 7.95) @1880 MHz;
- Sensor-Surface: 4mm (Mechanical Surface Detection)
- Electronics: DAE4 SN1562; Calibrated: 3/3/2020
- Phantom: SAM-Twin V8.0 P1aP2a; Type: QD 000 P41 AA; Serial: 1962
- Measurement SW: DASY52, Version 52.10 (2) ;

**Area Scan (71x91x1):** Interpolated grid:  $dx=1.500 \text{ mm}$ ,  $dy=1.500 \text{ mm}$

Maximum value of SAR (interpolated) = 0.0986 W/kg

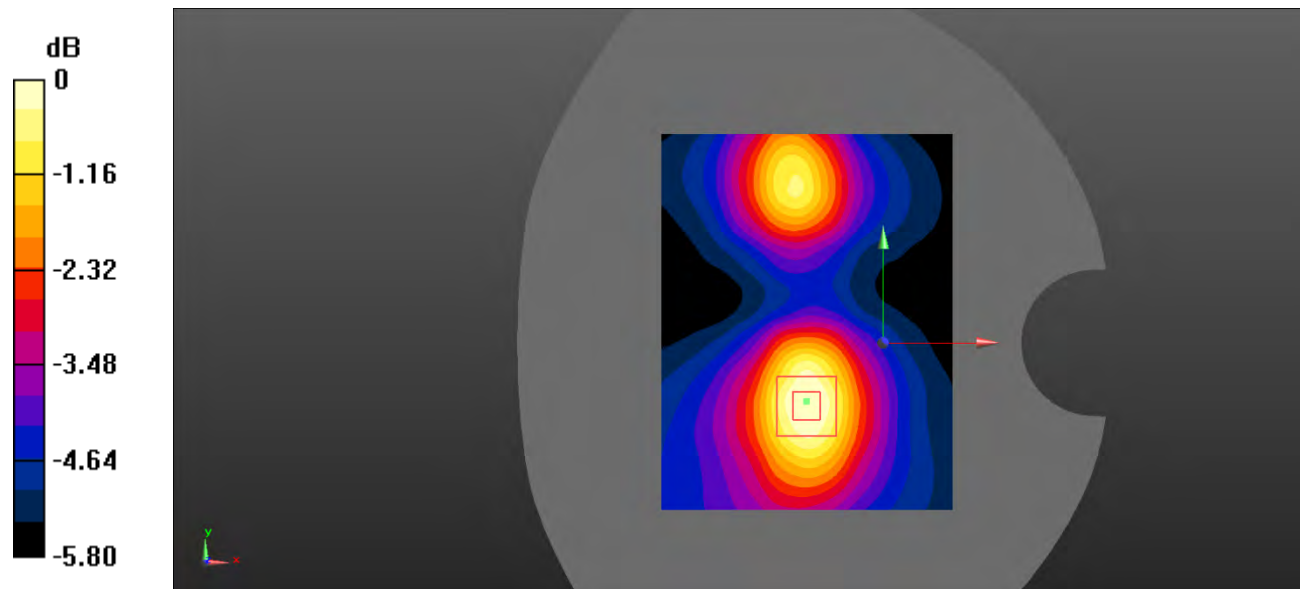
**Zoom Scan (5x5x7)/Cube 0:** Measurement grid:  $dx=8\text{mm}$ ,  $dy=8\text{mm}$ ,  $dz=5\text{mm}$

Reference Value = 6.599 V/m; Power Drift = 0.02 dB

Peak SAR (extrapolated) = 0.128 W/kg

**SAR(1 g) = 0.089 W/kg; SAR(10 g) = 0.063 W/kg**

Maximum value of SAR (measured) = 0.0936 W/kg



0 dB = 0.0936 W/kg = -10.29 dBW/kg

**Test Plot 26#: WCDMA Band 2\_Body Bottom\_Middle**

**DUT: Smart phone; Type: ART 1 PRO; Serial: RSZ200707001-SA-S1;**

Communication System: UID 0, WCDMA; Frequency: 1880 MHz; Duty Cycle: 1:1  
 Medium parameters used:  $f = 1880 \text{ MHz}$ ;  $\sigma = 1.393 \text{ S/m}$ ;  $\epsilon_r = 40.032$ ;  $\rho = 1000 \text{ kg/m}^3$  ;  
 Phantom section: Flat Section

DASY5 Configuration:

- Probe: EX3DV4 - SN7522; ConvF(7.95, 7.95, 7.95) @1880 MHz;
- Sensor-Surface: 4mm (Mechanical Surface Detection)
- Electronics: DAE4 SN1562; Calibrated: 3/3/2020
- Phantom: SAM-Twin V8.0 P1aP2a; Type: QD 000 P41 AA; Serial: 1962
- Measurement SW: DASY52, Version 52.10 (2) ;

**Area Scan (71x81x1):** Interpolated grid:  $dx=1.500 \text{ mm}$ ,  $dy=1.500 \text{ mm}$

Maximum value of SAR (interpolated) = 0.197 W/kg

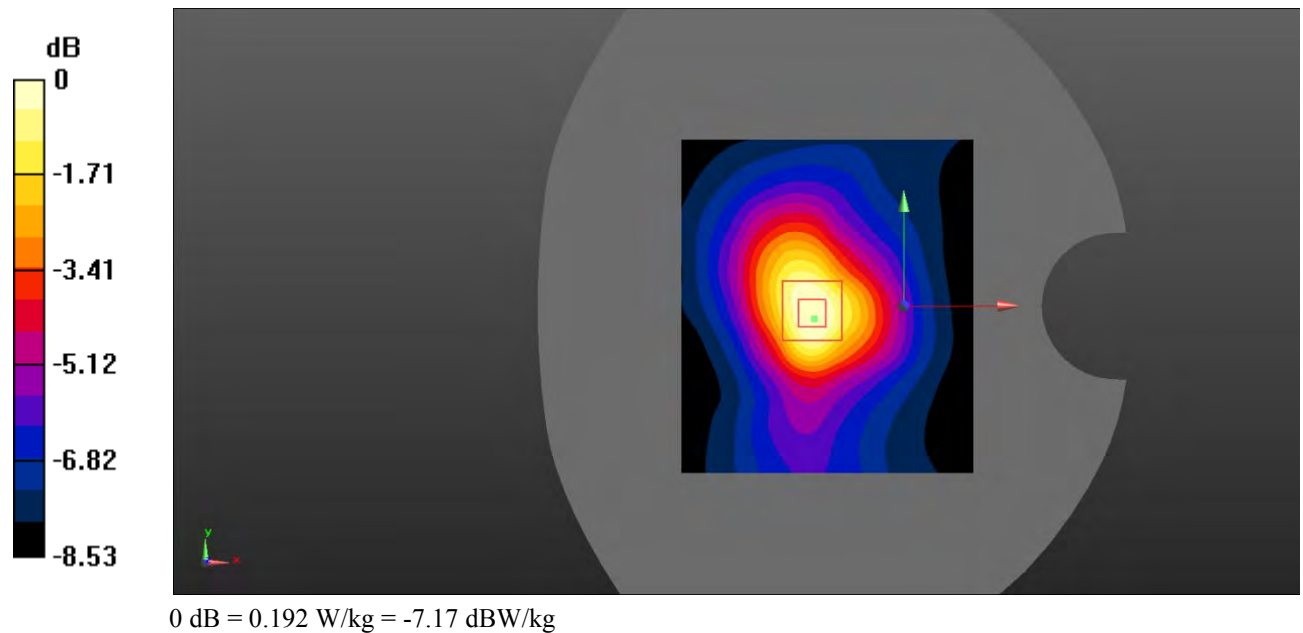
**Zoom Scan (5x5x7)/Cube 0:** Measurement grid:  $dx=8\text{mm}$ ,  $dy=8\text{mm}$ ,  $dz=5\text{mm}$

Reference Value = 10.66 V/m; Power Drift = 0.04 dB

Peak SAR (extrapolated) = 0.304 W/kg

**SAR(1 g) = 0.179 W/kg; SAR(10 g) = 0.110 W/kg**

Maximum value of SAR (measured) = 0.192 W/kg



**Test Plot 27#: WCDMA Band 5\_Head Left Cheek\_Middle**

**DUT: Smart phone; Type: ART 1 PRO; Serial: RSZ200707001-SA-S1;**

Communication System: UID 0, WCDMA; Frequency: 836.6 MHz; Duty Cycle: 1:1  
 Medium parameters used:  $f = 836.6 \text{ MHz}$ ;  $\sigma = 0.898 \text{ S/m}$ ;  $\epsilon_r = 40.548$ ;  $\rho = 1000 \text{ kg/m}^3$  ;  
 Phantom section: Left Section

DASY5 Configuration:

- Probe: EX3DV4 - SN7522; ConvF(9.92, 9.92, 9.92) @836.6 MHz;
- Sensor-Surface: 4mm (Mechanical Surface Detection)
- Electronics: DAE4 SN1562; Calibrated: 3/3/2020
- Phantom: SAM-Twin V8.0 P1aP2a; Type: QD 000 P41 AA; Serial: 1962
- Measurement SW: DASY52, Version 52.10 (2) ;

**Area Scan (71x91x1):** Interpolated grid:  $dx=1.500 \text{ mm}$ ,  $dy=1.500 \text{ mm}$

Maximum value of SAR (interpolated) = 0.132 W/kg

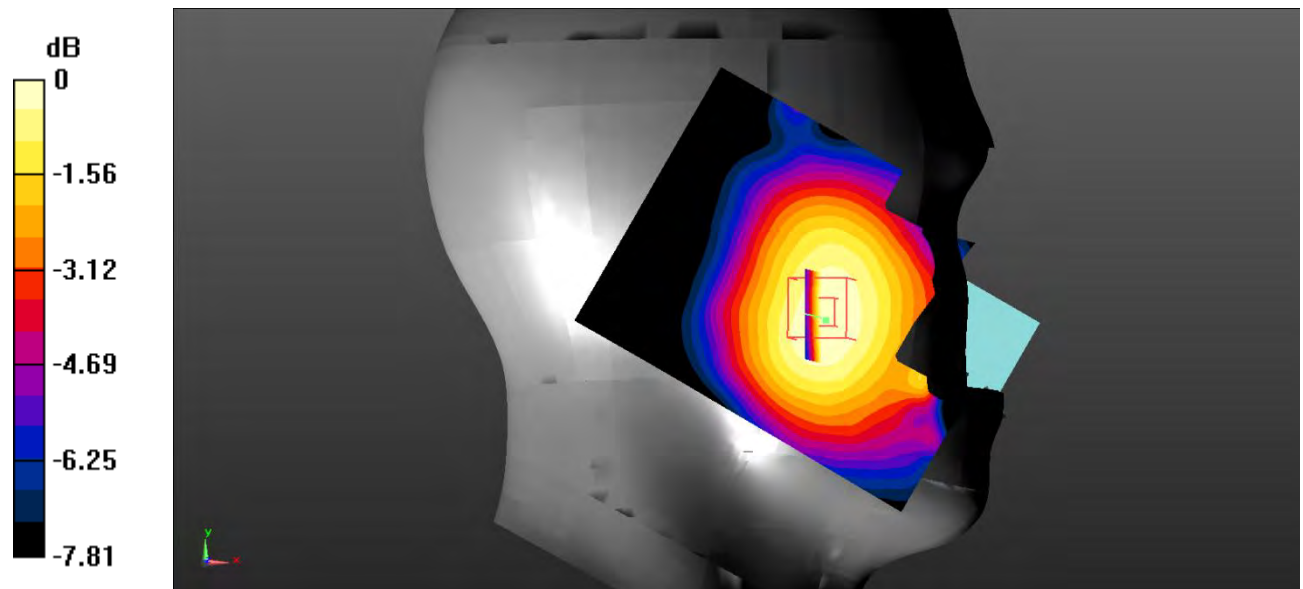
**Zoom Scan (5x5x7)/Cube 0:** Measurement grid:  $dx=8\text{mm}$ ,  $dy=8\text{mm}$ ,  $dz=5\text{mm}$

Reference Value = 3.990 V/m; Power Drift = 0.03 dB

Peak SAR (extrapolated) = 0.153 W/kg

**SAR(1 g) = 0.125 W/kg; SAR(10 g) = 0.097 W/kg**

Maximum value of SAR (measured) = 0.130 W/kg



0 dB = 0.130 W/kg = -8.86 dBW/kg

**Test Plot 28#: WCDMA Band 5\_Head Left Tilt\_Middle**

**DUT: Smart phone; Type: ART 1 PRO; Serial: RSZ200707001-SA-S1;**

Communication System: UID 0, WCDMA; Frequency: 836.6 MHz; Duty Cycle: 1:1  
 Medium parameters used:  $f = 836.6 \text{ MHz}$ ;  $\sigma = 0.898 \text{ S/m}$ ;  $\epsilon_r = 40.548$ ;  $\rho = 1000 \text{ kg/m}^3$  ;  
 Phantom section: Left Section

DASY5 Configuration:

- Probe: EX3DV4 - SN7522; ConvF(9.92, 9.92, 9.92) @836.6 MHz;
- Sensor-Surface: 4mm (Mechanical Surface Detection)
- Electronics: DAE4 SN1562; Calibrated: 3/3/2020
- Phantom: SAM-Twin V8.0 P1aP2a; Type: QD 000 P41 AA; Serial: 1962
- Measurement SW: DASY52, Version 52.10 (2) ;

**Area Scan (71x91x1):** Interpolated grid:  $dx=1.500 \text{ mm}$ ,  $dy=1.500 \text{ mm}$

Maximum value of SAR (interpolated) = 0.0728 W/kg

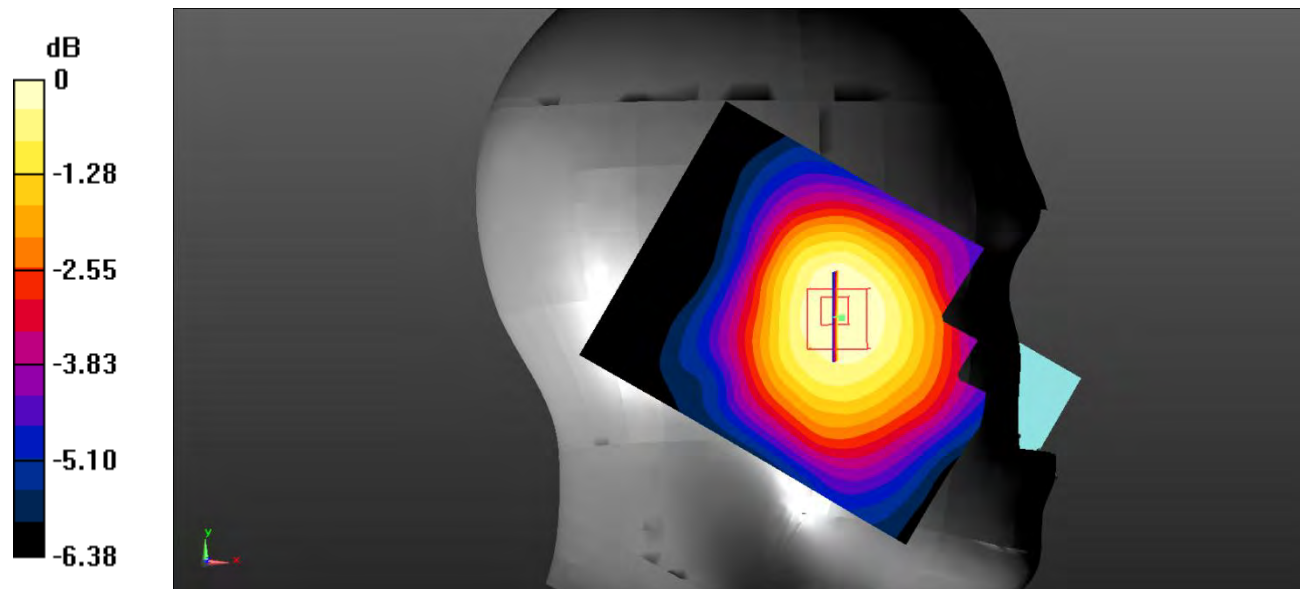
**Zoom Scan (5x5x7)/Cube 0:** Measurement grid:  $dx=8\text{mm}$ ,  $dy=8\text{mm}$ ,  $dz=5\text{mm}$

Reference Value = 4.797 V/m; Power Drift = 0.03 dB

Peak SAR (extrapolated) = 0.0850 W/kg

**SAR(1 g) = 0.070 W/kg; SAR(10 g) = 0.056 W/kg**

Maximum value of SAR (measured) = 0.0725 W/kg



0 dB = 0.0725 W/kg = -11.40 dBW/kg

**Test Plot 29#: WCDMA Band 5\_Head Right Cheek\_Middle**

**DUT: Smart phone; Type: ART 1 PRO; Serial: RSZ200707001-SA-S1;**

Communication System: UID 0, WCDMA; Frequency: 836.6 MHz; Duty Cycle: 1:1  
 Medium parameters used:  $f = 836.6 \text{ MHz}$ ;  $\sigma = 0.898 \text{ S/m}$ ;  $\epsilon_r = 40.548$ ;  $\rho = 1000 \text{ kg/m}^3$  ;  
 Phantom section: Right Section

DASY5 Configuration:

- Probe: EX3DV4 - SN7522; ConvF(9.92, 9.92, 9.92) @836.6 MHz;
- Sensor-Surface: 4mm (Mechanical Surface Detection)
- Electronics: DAE4 SN1562; Calibrated: 3/3/2020
- Phantom: SAM-Twin V8.0 P1aP2a; Type: QD 000 P41 AA; Serial: 1962
- Measurement SW: DASY52, Version 52.10 (2) ;

**Area Scan (71x91x1):** Interpolated grid:  $dx=1.500 \text{ mm}$ ,  $dy=1.500 \text{ mm}$

Maximum value of SAR (interpolated) = 0.149 W/kg

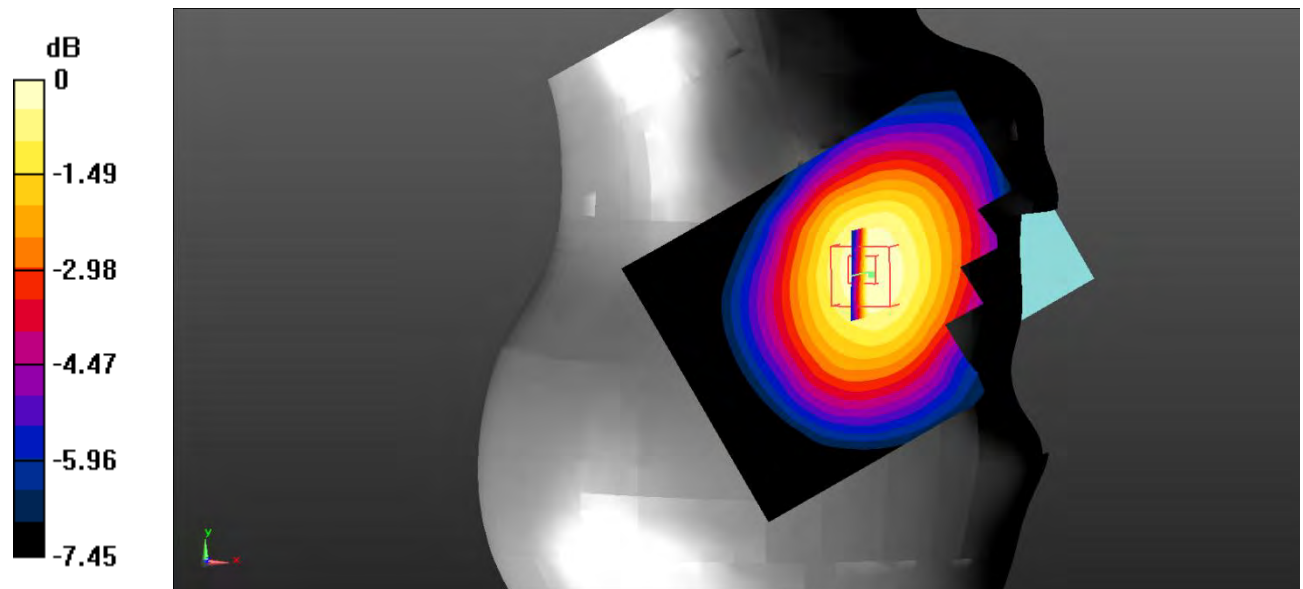
**Zoom Scan (5x5x7)/Cube 0:** Measurement grid:  $dx=8\text{mm}$ ,  $dy=8\text{mm}$ ,  $dz=5\text{mm}$

Reference Value = 5.031 V/m; Power Drift = 0.11 dB

Peak SAR (extrapolated) = 0.178 W/kg

**SAR(1 g) = 0.141 W/kg; SAR(10 g) = 0.106 W/kg**

Maximum value of SAR (measured) = 0.147 W/kg



0 dB = 0.147 W/kg = -8.33 dBW/kg

**Test Plot 30#: WCDMA Band 5\_Head Right Tilt\_Middle**

**DUT: Smart phone; Type: ART 1 PRO; Serial: RSZ200707001-SA-S1;**

Communication System: UID 0, WCDMA; Frequency: 836.6 MHz; Duty Cycle: 1:1  
 Medium parameters used:  $f = 836.6 \text{ MHz}$ ;  $\sigma = 0.898 \text{ S/m}$ ;  $\epsilon_r = 40.548$ ;  $\rho = 1000 \text{ kg/m}^3$  ;  
 Phantom section: Right Section

DASY5 Configuration:

- Probe: EX3DV4 - SN7522; ConvF(9.92, 9.92, 9.92) @836.6 MHz;
- Sensor-Surface: 4mm (Mechanical Surface Detection)
- Electronics: DAE4 SN1562; Calibrated: 3/3/2020
- Phantom: SAM-Twin V8.0 P1aP2a; Type: QD 000 P41 AA; Serial: 1962
- Measurement SW: DASY52, Version 52.10 (2) ;

**Area Scan (71x91x1):** Interpolated grid:  $dx=1.500 \text{ mm}$ ,  $dy=1.500 \text{ mm}$

Maximum value of SAR (interpolated) =  $0.0738 \text{ W/kg}$

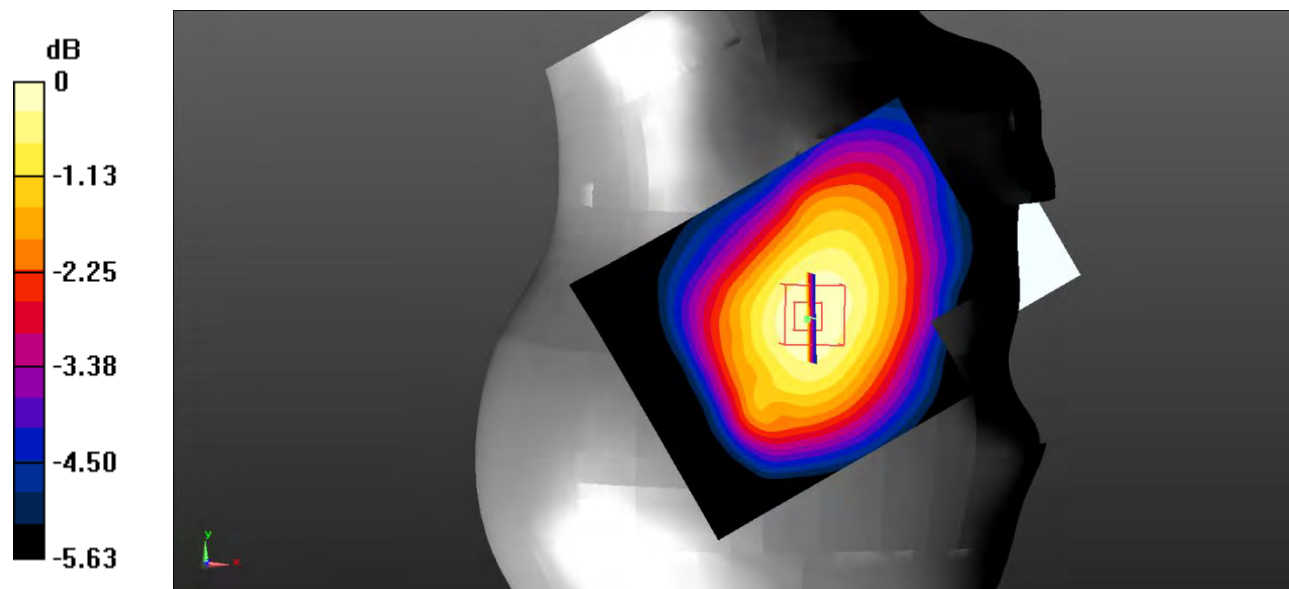
**Zoom Scan (5x5x7)/Cube 0:** Measurement grid:  $dx=8\text{mm}$ ,  $dy=8\text{mm}$ ,  $dz=5\text{mm}$

Reference Value =  $6.442 \text{ V/m}$ ; Power Drift =  $-0.01 \text{ dB}$

Peak SAR (extrapolated) =  $0.0880 \text{ W/kg}$

**SAR(1 g) =  $0.071 \text{ W/kg}$ ; SAR(10 g) =  $0.055 \text{ W/kg}$**

Maximum value of SAR (measured) =  $0.0731 \text{ W/kg}$



0 dB =  $0.0731 \text{ W/kg}$  =  $-11.36 \text{ dBW/kg}$

**Test Plot 31#: WCDMA Band 5\_Body Back\_Middle**

**DUT: Smart phone; Type: ART 1 PRO; Serial: RSZ200707001-SA-S1;**

Communication System: UID 0, WCDMA; Frequency: 836.6 MHz; Duty Cycle: 1:1  
 Medium parameters used:  $f = 836.6 \text{ MHz}$ ;  $\sigma = 0.898 \text{ S/m}$ ;  $\epsilon_r = 40.548$ ;  $\rho = 1000 \text{ kg/m}^3$  ;  
 Phantom section: Flat Section

DASY5 Configuration:

- Probe: EX3DV4 - SN7522; ConvF(9.92, 9.92, 9.92) @836.6 MHz;
- Sensor-Surface: 4mm (Mechanical Surface Detection)
- Electronics: DAE4 SN1562; Calibrated: 3/3/2020
- Phantom: SAM-Twin V8.0 P1aP2a; Type: QD 000 P41 AA; Serial: 1962
- Measurement SW: DASY52, Version 52.10 (2) ;

**Area Scan (71x91x1):** Interpolated grid:  $dx=1.500 \text{ mm}$ ,  $dy=1.500 \text{ mm}$

Maximum value of SAR (interpolated) = 0.253 W/kg

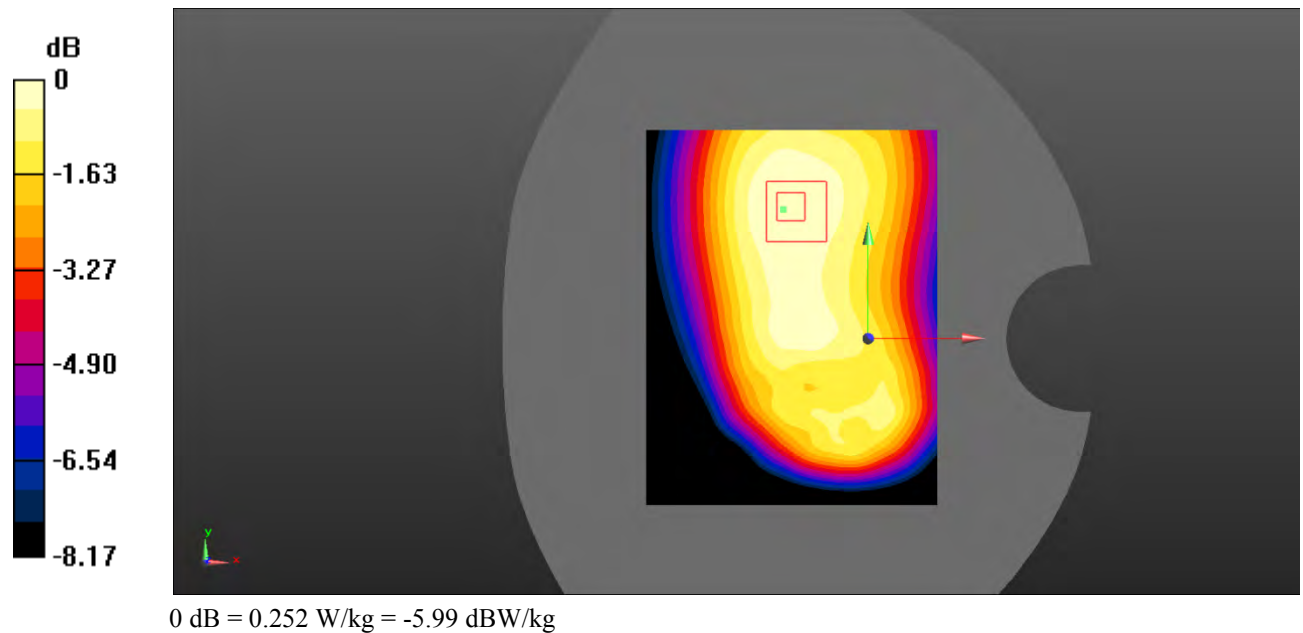
**Zoom Scan (5x5x7)/Cube 0:** Measurement grid:  $dx=8\text{mm}$ ,  $dy=8\text{mm}$ ,  $dz=5\text{mm}$

Reference Value = 16.23 V/m; Power Drift = 0.00 dB

Peak SAR (extrapolated) = 0.312 W/kg

**SAR(1 g) = 0.243 W/kg; SAR(10 g) = 0.182 W/kg**

Maximum value of SAR (measured) = 0.252 W/kg



**Test Plot 32#: WCDMA Band 5\_Body Left\_Middle**

**DUT: Smart phone; Type: ART 1 PRO; Serial: RSZ200707001-SA-S1;**

Communication System: UID 0, WCDMA; Frequency: 836.6 MHz; Duty Cycle: 1:1  
 Medium parameters used:  $f = 836.6 \text{ MHz}$ ;  $\sigma = 0.898 \text{ S/m}$ ;  $\epsilon_r = 40.548$ ;  $\rho = 1000 \text{ kg/m}^3$  ;  
 Phantom section: Flat Section

DASY5 Configuration:

- Probe: EX3DV4 - SN7522; ConvF(9.92, 9.92, 9.92) @836.6 MHz;
- Sensor-Surface: 4mm (Mechanical Surface Detection)
- Electronics: DAE4 SN1562; Calibrated: 3/3/2020
- Phantom: SAM-Twin V8.0 P1aP2a; Type: QD 000 P41 AA; Serial: 1962
- Measurement SW: DASY52, Version 52.10 (2) ;

**Area Scan (71x91x1):** Interpolated grid:  $dx=1.500 \text{ mm}$ ,  $dy=1.500 \text{ mm}$

Maximum value of SAR (interpolated) = 0.0329 W/kg

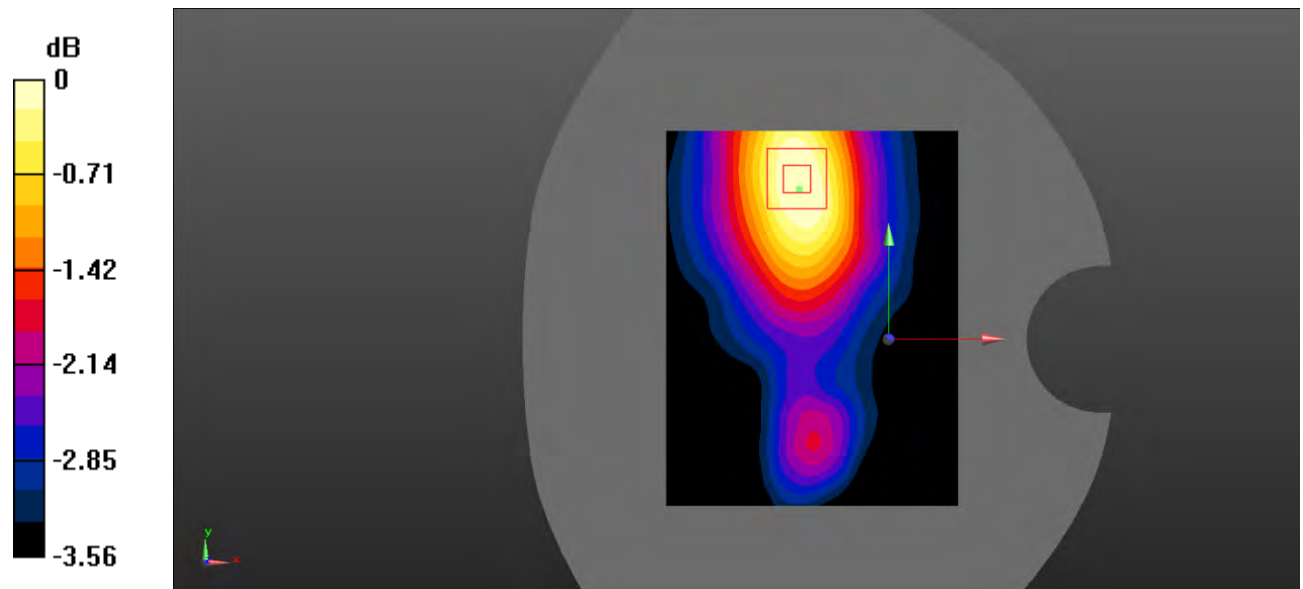
**Zoom Scan (5x5x7)/Cube 0:** Measurement grid:  $dx=8\text{mm}$ ,  $dy=8\text{mm}$ ,  $dz=5\text{mm}$

Reference Value = 4.479 V/m; Power Drift = -0.04 dB

Peak SAR (extrapolated) = 0.0400 W/kg

**SAR(1 g) = 0.031 W/kg; SAR(10 g) = 0.025 W/kg**

Maximum value of SAR (measured) = 0.0323 W/kg



0 dB = 0.0323 W/kg = -14.91 dBW/kg



**Test Plot 33#: WCDMA Band 5\_Body Right\_Middle**

**DUT: Smart phone; Type: ART 1 PRO; Serial: RSZ200707001-SA-S1;**

Communication System: UID 0, WCDMA; Frequency: 836.6 MHz; Duty Cycle: 1:1  
 Medium parameters used:  $f = 836.6 \text{ MHz}$ ;  $\sigma = 0.898 \text{ S/m}$ ;  $\epsilon_r = 40.548$ ;  $\rho = 1000 \text{ kg/m}^3$  ;  
 Phantom section: Flat Section

DASY5 Configuration:

- Probe: EX3DV4 - SN7522; ConvF(9.92, 9.92, 9.92) @836.6 MHz;
- Sensor-Surface: 4mm (Mechanical Surface Detection)
- Electronics: DAE4 SN1562; Calibrated: 3/3/2020
- Phantom: SAM-Twin V8.0 P1aP2a; Type: QD 000 P41 AA; Serial: 1962
- Measurement SW: DASY52, Version 52.10 (2) ;

**Area Scan (71x91x1):** Interpolated grid:  $dx=1.500 \text{ mm}$ ,  $dy=1.500 \text{ mm}$

Maximum value of SAR (interpolated) = 0.0423 W/kg

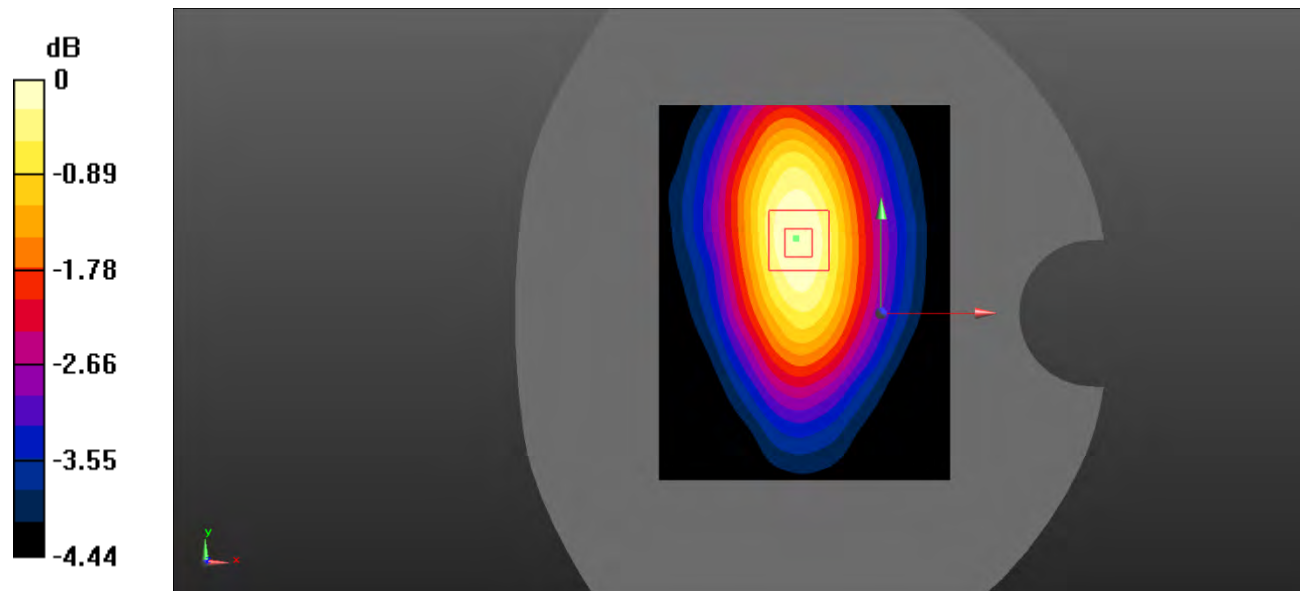
**Zoom Scan (5x5x7)/Cube 0:** Measurement grid:  $dx=8\text{mm}$ ,  $dy=8\text{mm}$ ,  $dz=5\text{mm}$

Reference Value = 6.262 V/m; Power Drift = -0.02 dB

Peak SAR (extrapolated) = 0.0520 W/kg

**SAR(1 g) = 0.040 W/kg; SAR(10 g) = 0.031 W/kg**

Maximum value of SAR (measured) = 0.0415 W/kg



0 dB = 0.0415 W/kg = -13.82 dBW/kg

**Test Plot 34#: WCDMA Band 5\_Body Bottom\_Middle**

**DUT: Smart phone; Type: ART 1 PRO; Serial: RSZ200707001-SA-S1;**

Communication System: UID 0, WCDMA; Frequency: 836.6 MHz; Duty Cycle: 1:1  
 Medium parameters used:  $f = 836.6 \text{ MHz}$ ;  $\sigma = 0.898 \text{ S/m}$ ;  $\epsilon_r = 40.548$ ;  $\rho = 1000 \text{ kg/m}^3$  ;  
 Phantom section: Flat Section

DASY5 Configuration:

- Probe: EX3DV4 - SN7522; ConvF(9.92, 9.92, 9.92) @836.6 MHz;
- Sensor-Surface: 4mm (Mechanical Surface Detection)
- Electronics: DAE4 SN1562; Calibrated: 3/3/2020
- Phantom: SAM-Twin V8.0 P1aP2a; Type: QD 000 P41 AA; Serial: 1962
- Measurement SW: DASY52, Version 52.10 (2) ;

**Area Scan (71x81x1):** Interpolated grid:  $dx=1.500 \text{ mm}$ ,  $dy=1.500 \text{ mm}$

Maximum value of SAR (interpolated) = 0.0149 W/kg

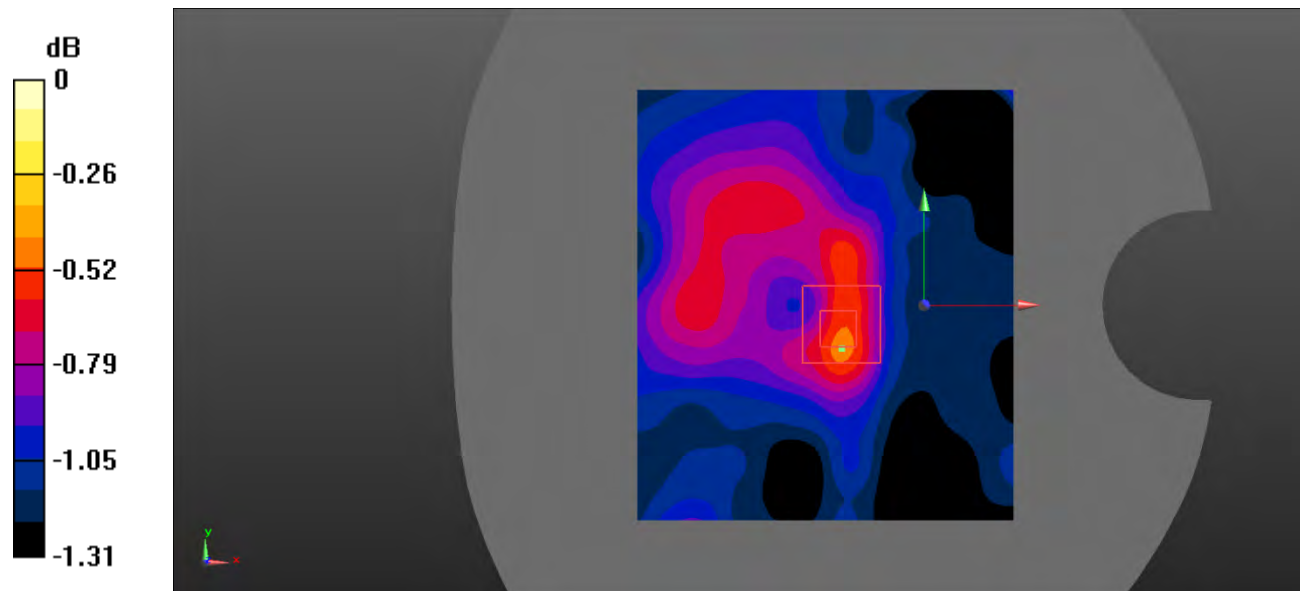
**Zoom Scan (5x5x7)/Cube 0:** Measurement grid:  $dx=8\text{mm}$ ,  $dy=8\text{mm}$ ,  $dz=5\text{mm}$

Reference Value = 4.037 V/m; Power Drift = 0.06 dB

Peak SAR (extrapolated) = 0.0210 W/kg

**SAR(1 g) = 0.016 W/kg; SAR(10 g) = 0.015 W/kg**

Maximum value of SAR (measured) = 0.0166 W/kg



0 dB = 0.0166 W/kg = -17.80 dBW/kg

**Test Plot 35#: LTE Band 2\_Head Left Cheek\_1RB\_Middle**

**DUT: Smart phone; Type: ART 1 PRO; Serial: RSZ200707001-SA-S1;**

Generic FDD-LTE; Frequency: 1880 MHz; Duty Cycle: 1:1  
 Medium parameters used:  $f = 1880 \text{ MHz}$ ;  $\sigma = 1.393 \text{ S/m}$ ;  $\epsilon_r = 40.032$ ;  $\rho = 1000 \text{ kg/m}^3$  ;  
 Phantom section: Left Section

DASY5 Configuration:

- Probe: EX3DV4 - SN7522; ConvF(7.95, 7.95, 7.95) @1880 MHz;
- Sensor-Surface: 4mm (Mechanical Surface Detection)
- Electronics: DAE4 SN1562; Calibrated: 3/3/2020
- Phantom: SAM-Twin V8.0 P1aP2a; Type: QD 000 P41 AA; Serial: 1962
- Measurement SW: DASY52, Version 52.10 (2) ;

**Area Scan (71x91x1):** Interpolated grid:  $dx=1.500 \text{ mm}$ ,  $dy=1.500 \text{ mm}$

Maximum value of SAR (interpolated) = 0.182 W/kg

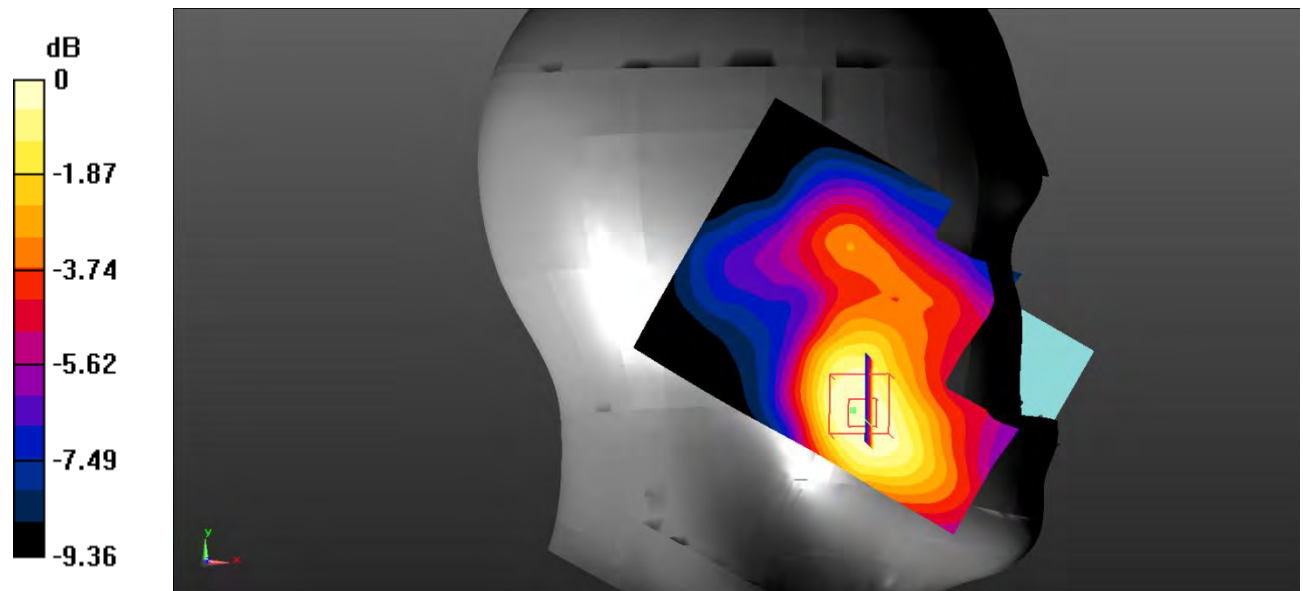
**Zoom Scan (5x5x7)/Cube 0:** Measurement grid:  $dx=8\text{mm}$ ,  $dy=8\text{mm}$ ,  $dz=5\text{mm}$

Reference Value = 4.741 V/m; Power Drift = 0.08 dB

Peak SAR (extrapolated) = 0.230 W/kg

**SAR(1 g) = 0.157 W/kg; SAR(10 g) = 0.106 W/kg**

Maximum value of SAR (measured) = 0.165 W/kg



0 dB = 0.165 W/kg = -7.83 dBW/kg

**Test Plot 36#: LTE Band 2\_Head Left Cheek\_50%RB\_Middle**

**DUT: Smart phone; Type: ART 1 PRO; Serial: RSZ200707001-SA-S1;**

Communication System: Generic FDD-LTE; Frequency: 1880 MHz; Duty Cycle: 1:1  
 Medium parameters used:  $f = 1880 \text{ MHz}$ ;  $\sigma = 1.393 \text{ S/m}$ ;  $\epsilon_r = 40.032$ ;  $\rho = 1000 \text{ kg/m}^3$  ;  
 Phantom section: Left Section

DASY5 Configuration:

- Probe: EX3DV4 - SN7522; ConvF(7.95, 7.95, 7.95) @1880 MHz;
- Sensor-Surface: 4mm (Mechanical Surface Detection)
- Electronics: DAE4 SN1562; Calibrated: 3/3/2020
- Phantom: SAM-Twin V8.0 P1aP2a; Type: QD 000 P41 AA; Serial: 1962
- Measurement SW: DASY52, Version 52.10 (2) ;

**Area Scan (71x91x1):** Interpolated grid:  $dx=1.500 \text{ mm}$ ,  $dy=1.500 \text{ mm}$

Maximum value of SAR (interpolated) = 0.146 W/kg

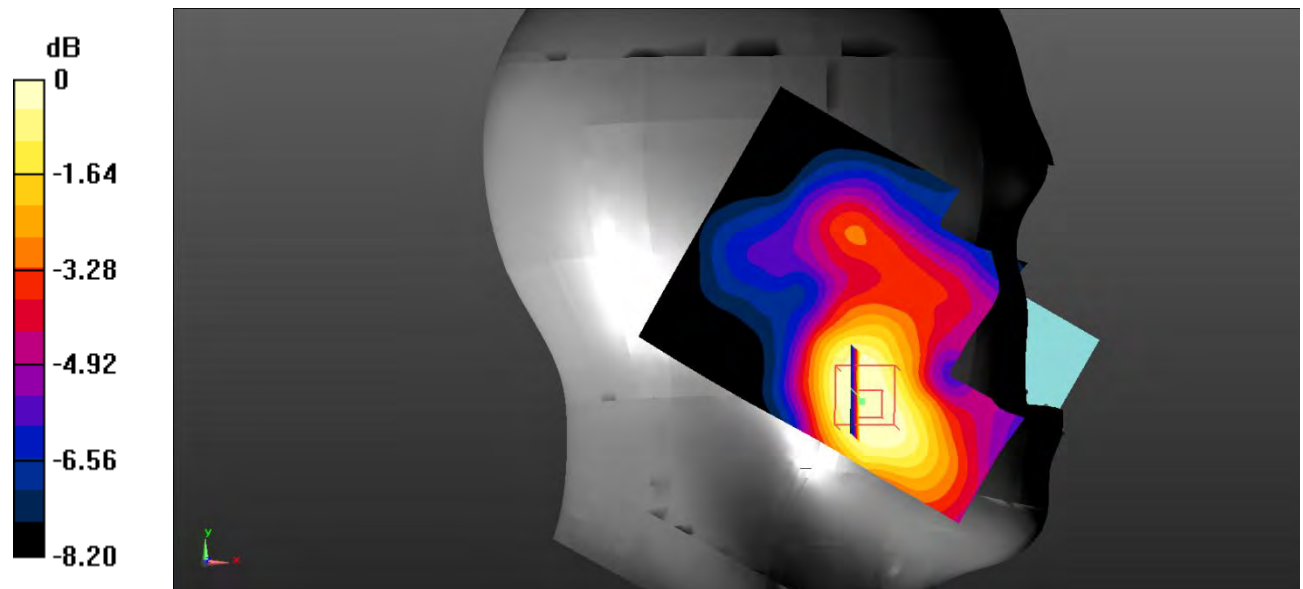
**Zoom Scan (5x5x7)/Cube 0:** Measurement grid:  $dx=8\text{mm}$ ,  $dy=8\text{mm}$ ,  $dz=5\text{mm}$

Reference Value = 4.435 V/m; Power Drift = 0.11 dB

Peak SAR (extrapolated) = 0.180 W/kg

**SAR(1 g) = 0.122 W/kg; SAR(10 g) = 0.083 W/kg**

Maximum value of SAR (measured) = 0.129 W/kg



0 dB = 0.129 W/kg = -8.89 dBW/kg

**Test Plot 37#: LTE Band 2\_Head Left Tilt\_1RB\_Middle**

**DUT: Smart phone; Type: ART 1 PRO; Serial: RSZ200707001-SA-S1;**

Communication System: Generic FDD-LTE; Frequency: 1880 MHz;Duty Cycle: 1:1  
 Medium parameters used:  $f = 1880 \text{ MHz}$ ;  $\sigma = 1.393 \text{ S/m}$ ;  $\epsilon_r = 40.032$ ;  $\rho = 1000 \text{ kg/m}^3$  ;  
 Phantom section: Left Section

DASY5 Configuration:

- Probe: EX3DV4 - SN7522; ConvF(7.95, 7.95, 7.95) @1880 MHz;
- Sensor-Surface: 4mm (Mechanical Surface Detection)
- Electronics: DAE4 SN1562;Calibrated: 3/3/2020
- Phantom: SAM-Twin V8.0 P1aP2a; Type: QD 000 P41 AA; Serial: 1962
- Measurement SW: DASY52, Version 52.10 (2) ;

**Area Scan (71x91x1):** Interpolated grid:  $dx=1.500 \text{ mm}$ ,  $dy=1.500 \text{ mm}$

Maximum value of SAR (interpolated) = 0.0945 W/kg

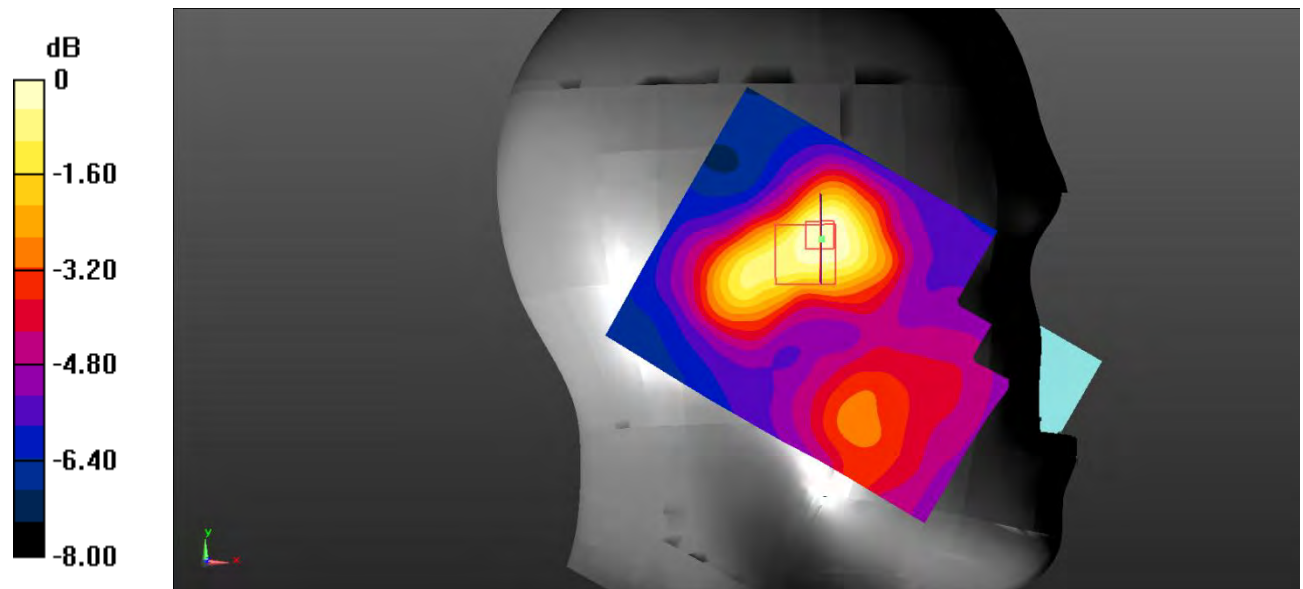
**Zoom Scan (5x5x7)/Cube 0:** Measurement grid:  $dx=8\text{mm}$ ,  $dy=8\text{mm}$ ,  $dz=5\text{mm}$

Reference Value = 6.639 V/m; Power Drift = 0.20 dB

Peak SAR (extrapolated) = 0.223 W/kg

**SAR(1 g) = 0.078 W/kg; SAR(10 g) = 0.046 W/kg**

Maximum value of SAR (measured) = 0.0834 W/kg



0 dB = 0.0834 W/kg = -10.79 dBW/kg

**Test Plot 38#: LTE Band 2\_Head Left Tilt\_50%RB\_Middle**

**DUT: Smart phone; Type: ART 1 PRO; Serial: RSZ200707001-SA-S1;**

Communication System: Generic FDD-LTE; Frequency: 1880 MHz; Duty Cycle: 1:1  
 Medium parameters used:  $f = 1880 \text{ MHz}$ ;  $\sigma = 1.393 \text{ S/m}$ ;  $\epsilon_r = 40.032$ ;  $\rho = 1000 \text{ kg/m}^3$  ;  
 Phantom section: Left Section

DASY5 Configuration:

- Probe: EX3DV4 - SN7522; ConvF(7.95, 7.95, 7.95) @1880 MHz;
- Sensor-Surface: 4mm (Mechanical Surface Detection)
- Electronics: DAE4 SN1562; Calibrated: 3/3/2020
- Phantom: SAM-Twin V8.0 P1aP2a; Type: QD 000 P41 AA; Serial: 1962
- Measurement SW: DASY52, Version 52.10 (2) ;

**Area Scan (71x91x1):** Interpolated grid:  $dx=1.500 \text{ mm}$ ,  $dy=1.500 \text{ mm}$

Maximum value of SAR (interpolated) = 0.0832 W/kg

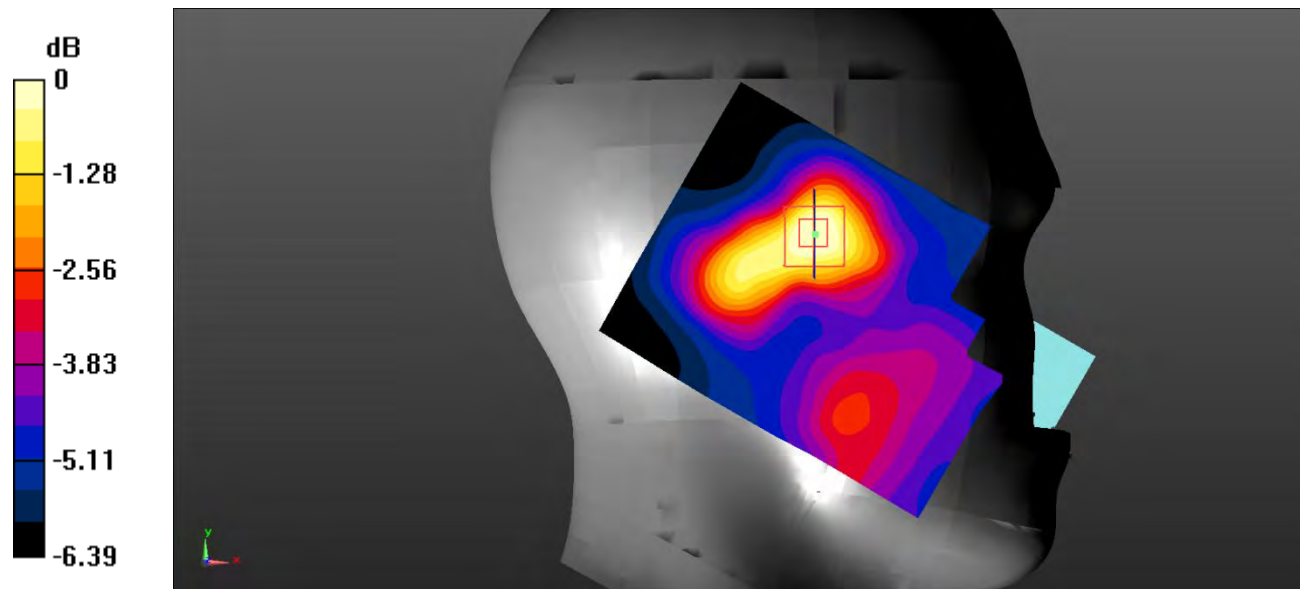
**Zoom Scan (5x5x7)/Cube 0:** Measurement grid:  $dx=8\text{mm}$ ,  $dy=8\text{mm}$ ,  $dz=5\text{mm}$

Reference Value = 6.389 V/m; Power Drift = 0.08 dB

Peak SAR (extrapolated) = 0.101 W/kg

**SAR(1 g) = 0.069 W/kg; SAR(10 g) = 0.048 W/kg**

Maximum value of SAR (measured) = 0.0741 W/kg



0 dB = 0.0741 W/kg = -11.30 dBW/kg

**Test Plot 39#: LTE Band 2\_Head Right Cheek\_1RB\_Middle**

**DUT: Smart phone; Type: ART 1 PRO; Serial: RSZ200707001-SA-S1;**

Communication System: Generic FDD-LTE; Frequency: 1880 MHz;Duty Cycle: 1:1  
 Medium parameters used:  $f = 1880 \text{ MHz}$ ;  $\sigma = 1.393 \text{ S/m}$ ;  $\epsilon_r = 40.032$ ;  $\rho = 1000 \text{ kg/m}^3$  ;  
 Phantom section: Right Section

DASY5 Configuration:

- Probe: EX3DV4 - SN7522; ConvF(7.95, 7.95, 7.95) @1880 MHz;
- Sensor-Surface: 4mm (Mechanical Surface Detection)
- Electronics: DAE4 SN1562;Calibrated: 3/3/2020
- Phantom: SAM-Twin V8.0 P1aP2a; Type: QD 000 P41 AA; Serial: 1962
- Measurement SW: DASY52, Version 52.10 (2) ;

**Area Scan (71x91x1):** Interpolated grid:  $dx=1.500 \text{ mm}$ ,  $dy=1.500 \text{ mm}$

Maximum value of SAR (interpolated) =  $0.105 \text{ W/kg}$

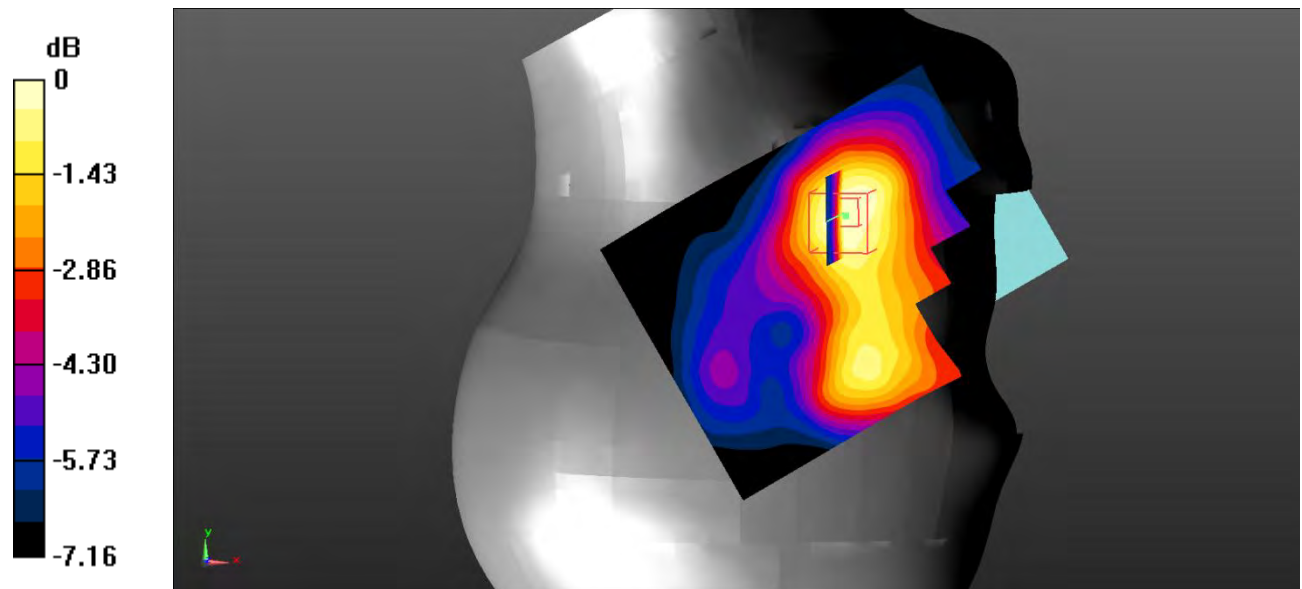
**Zoom Scan (5x5x7)/Cube 0:** Measurement grid:  $dx=8\text{mm}$ ,  $dy=8\text{mm}$ ,  $dz=5\text{mm}$

Reference Value =  $4.409 \text{ V/m}$ ; Power Drift =  $0.08 \text{ dB}$

Peak SAR (extrapolated) =  $0.130 \text{ W/kg}$

**SAR(1 g) =  $0.094 \text{ W/kg}$ ; SAR(10 g) =  $0.065 \text{ W/kg}$**

Maximum value of SAR (measured) =  $0.0988 \text{ W/kg}$



0 dB =  $0.0988 \text{ W/kg}$  =  $-10.05 \text{ dBW/kg}$

**Test Plot 40#: LTE Band 2\_Head Right Cheek\_50%RB\_Middle**

**DUT: Smart phone; Type: ART 1 PRO; Serial: RSZ200707001-SA-S1;**

Communication System: Generic FDD-LTE; Frequency: 1880 MHz;Duty Cycle: 1:1  
 Medium parameters used:  $f = 1880 \text{ MHz}$ ;  $\sigma = 1.393 \text{ S/m}$ ;  $\epsilon_r = 40.032$ ;  $\rho = 1000 \text{ kg/m}^3$  ;  
 Phantom section: Right Section

DASY5 Configuration:

- Probe: EX3DV4 - SN7522; ConvF(7.95, 7.95, 7.95) @1880 MHz;
- Sensor-Surface: 4mm (Mechanical Surface Detection)
- Electronics: DAE4 SN1562;Calibrated: 3/3/2020
- Phantom: SAM-Twin V8.0 P1aP2a; Type: QD 000 P41 AA; Serial: 1962
- Measurement SW: DASY52, Version 52.10 (2) ;

**Area Scan (71x91x1):** Interpolated grid:  $dx=1.500 \text{ mm}$ ,  $dy=1.500 \text{ mm}$

Maximum value of SAR (interpolated) = 0.0932 W/kg

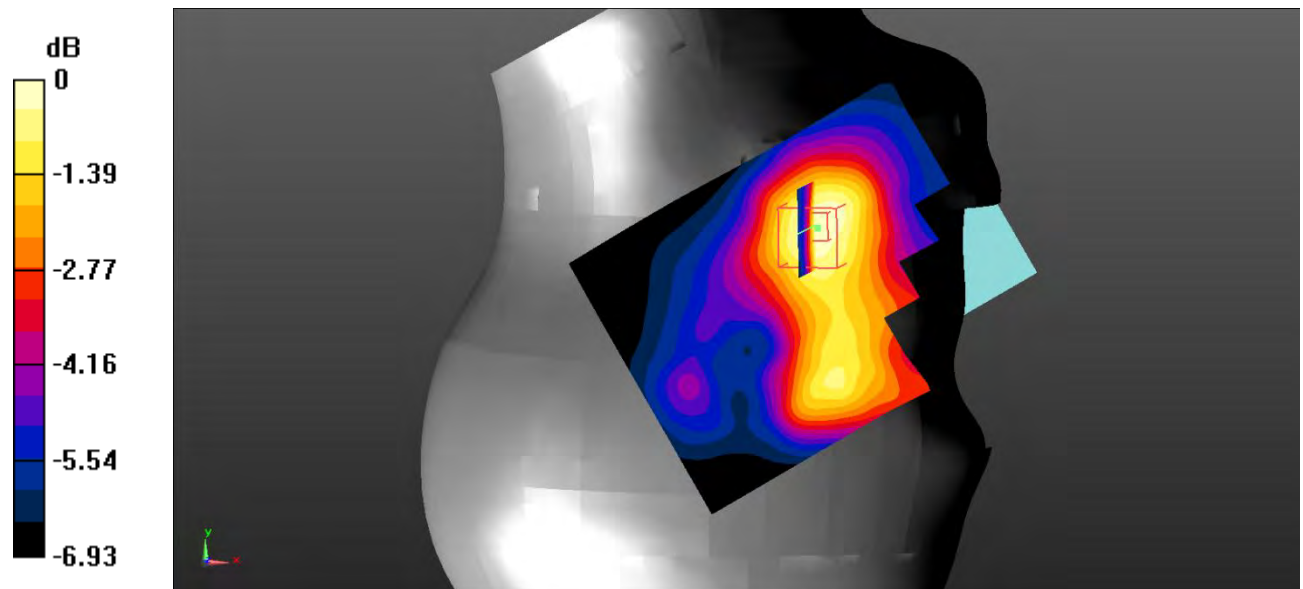
**Zoom Scan (5x5x7)/Cube 0:** Measurement grid:  $dx=8\text{mm}$ ,  $dy=8\text{mm}$ ,  $dz=5\text{mm}$

Reference Value = 4.352 V/m; Power Drift = -0.06 dB

Peak SAR (extrapolated) = 0.119 W/kg

**SAR(1 g) = 0.085 W/kg; SAR(10 g) = 0.059 W/kg**

Maximum value of SAR (measured) = 0.0904 W/kg



0 dB = 0.0904 W/kg = -10.44 dBW/kg



**Test Plot 41#: LTE Band 2\_Head Right Tilt\_1RB\_Middle**

**DUT: Smart phone; Type: ART 1 PRO; Serial: RSZ200707001-SA-S1;**

Communication System: Generic FDD-LTE; Frequency: 1880 MHz; Duty Cycle: 1:1  
 Medium parameters used:  $f = 1880 \text{ MHz}$ ;  $\sigma = 1.393 \text{ S/m}$ ;  $\epsilon_r = 40.032$ ;  $\rho = 1000 \text{ kg/m}^3$  ;  
 Phantom section: Right Section

DASY5 Configuration:

- Probe: EX3DV4 - SN7522; ConvF(7.95, 7.95, 7.95) @1880 MHz;
- Sensor-Surface: 4mm (Mechanical Surface Detection)
- Electronics: DAE4 SN1562; Calibrated: 3/3/2020
- Phantom: SAM-Twin V8.0 P1aP2a; Type: QD 000 P41 AA; Serial: 1962
- Measurement SW: DASY52, Version 52.10 (2) ;

**Area Scan (71x91x1):** Interpolated grid:  $dx=1.500 \text{ mm}$ ,  $dy=1.500 \text{ mm}$

Maximum value of SAR (interpolated) = 0.112 W/kg

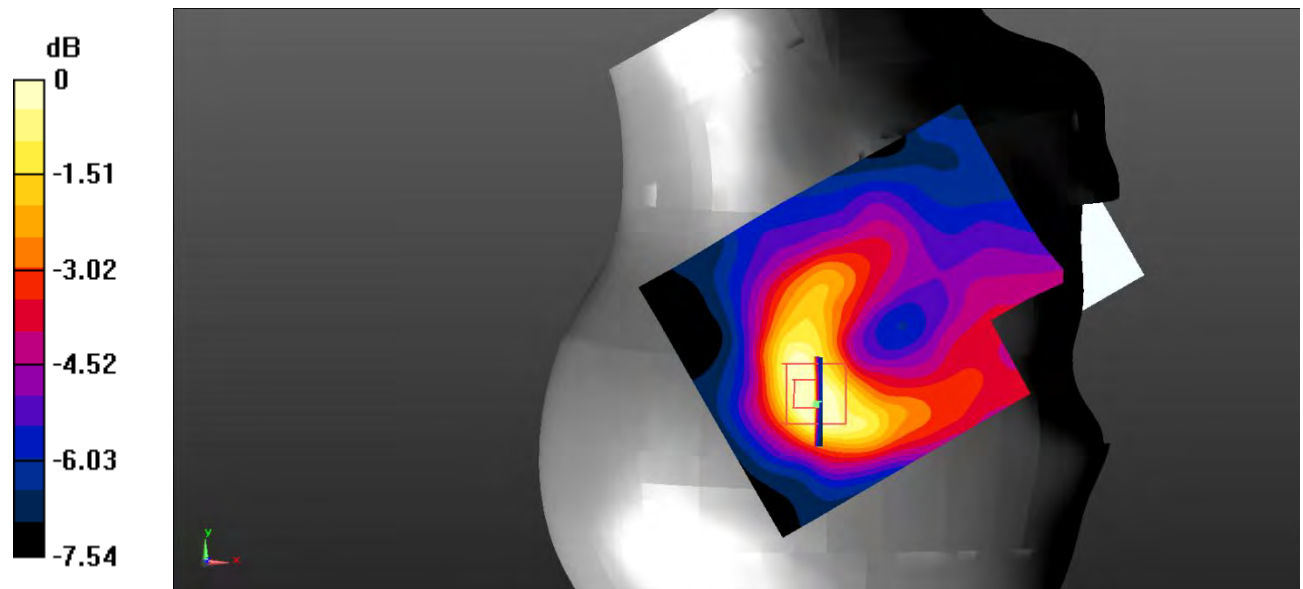
**Zoom Scan (5x5x7)/Cube 0:** Measurement grid:  $dx=8\text{mm}$ ,  $dy=8\text{mm}$ ,  $dz=5\text{mm}$

Reference Value = 7.878 V/m; Power Drift = -0.02 dB

Peak SAR (extrapolated) = 0.136 W/kg

**SAR(1 g) = 0.089 W/kg; SAR(10 g) = 0.058 W/kg**

Maximum value of SAR (measured) = 0.0968 W/kg



0 dB = 0.0968 W/kg = -10.14 dBW/kg

**Test Plot 42#: LTE Band 2\_Head Right Tilt\_50%RB\_Middle**

**DUT: Smart phone; Type: ART 1 PRO; Serial: RSZ200707001-SA-S1;**

Communication System: Generic FDD-LTE; Frequency: 1880 MHz; Duty Cycle: 1:1  
 Medium parameters used:  $f = 1880 \text{ MHz}$ ;  $\sigma = 1.393 \text{ S/m}$ ;  $\epsilon_r = 40.032$ ;  $\rho = 1000 \text{ kg/m}^3$  ;  
 Phantom section: Right Section

DASY5 Configuration:

- Probe: EX3DV4 - SN7522; ConvF(7.95, 7.95, 7.95) @1880 MHz;
- Sensor-Surface: 4mm (Mechanical Surface Detection)
- Electronics: DAE4 SN1562; Calibrated: 3/3/2020
- Phantom: SAM-Twin V8.0 P1aP2a; Type: QD 000 P41 AA; Serial: 1962
- Measurement SW: DASY52, Version 52.10 (2) ;

**Area Scan (71x91x1):** Interpolated grid:  $dx=1.500 \text{ mm}$ ,  $dy=1.500 \text{ mm}$

Maximum value of SAR (interpolated) = 0.113 W/kg

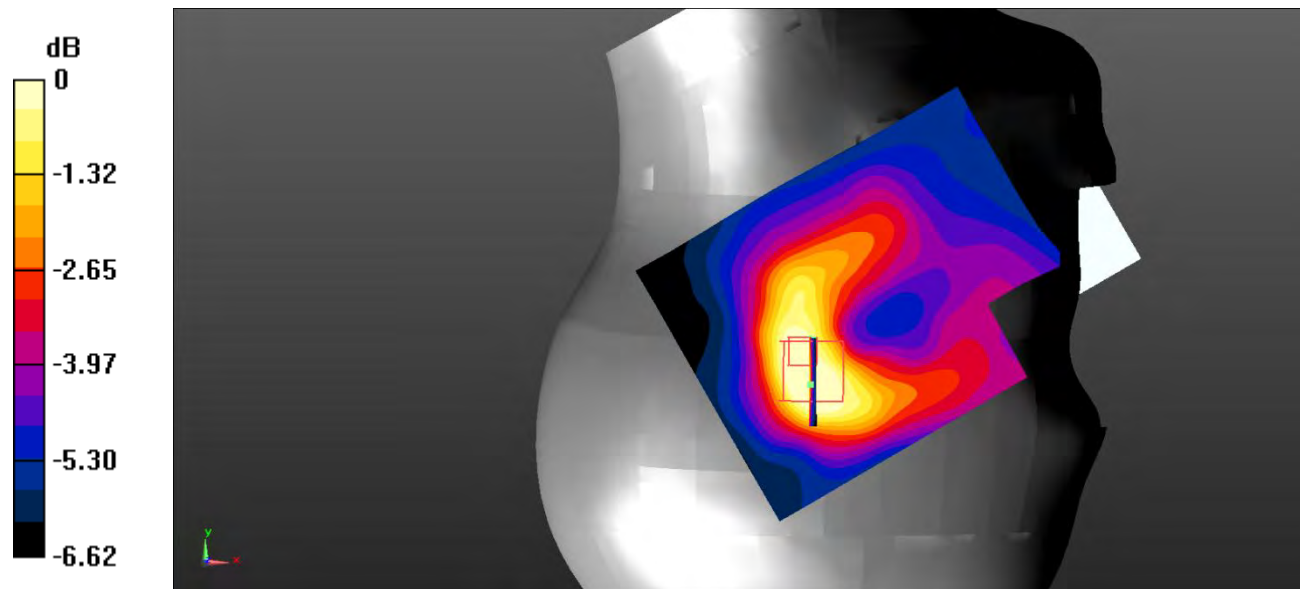
**Zoom Scan (5x5x7)/Cube 0:** Measurement grid:  $dx=8\text{mm}$ ,  $dy=8\text{mm}$ ,  $dz=5\text{mm}$

Reference Value = 8.215 V/m; Power Drift = -0.05 dB

Peak SAR (extrapolated) = 0.164 W/kg

**SAR(1 g) = 0.082 W/kg; SAR(10 g) = 0.055 W/kg**

Maximum value of SAR (measured) = 0.0888 W/kg



0 dB = 0.0888 W/kg = -10.52 dBW/kg

**Test Plot 43#: LTE Band 2\_Body Back\_1RB\_Middle**

**DUT: Smart phone; Type: ART 1 PRO; Serial: RSZ200707001-SA-S1;**

Communication System: Generic FDD-LTE; Frequency: 1880 MHz; Duty Cycle: 1:1  
 Medium parameters used:  $f = 1880 \text{ MHz}$ ;  $\sigma = 1.393 \text{ S/m}$ ;  $\epsilon_r = 40.032$ ;  $\rho = 1000 \text{ kg/m}^3$  ;  
 Phantom section: Flat Section

DASY5 Configuration:

- Probe: EX3DV4 - SN7522; ConvF(7.95, 7.95, 7.95) @1880 MHz;
- Sensor-Surface: 4mm (Mechanical Surface Detection)
- Electronics: DAE4 SN1562; Calibrated: 3/3/2020
- Phantom: SAM-Twin V8.0 P1aP2a; Type: QD 000 P41 AA; Serial: 1962
- Measurement SW: DASY52, Version 52.10 (2) ;

**Area Scan (71x121x1):** Interpolated grid:  $dx=1.500 \text{ mm}$ ,  $dy=1.500 \text{ mm}$

Maximum value of SAR (interpolated) = 0.483 W/kg

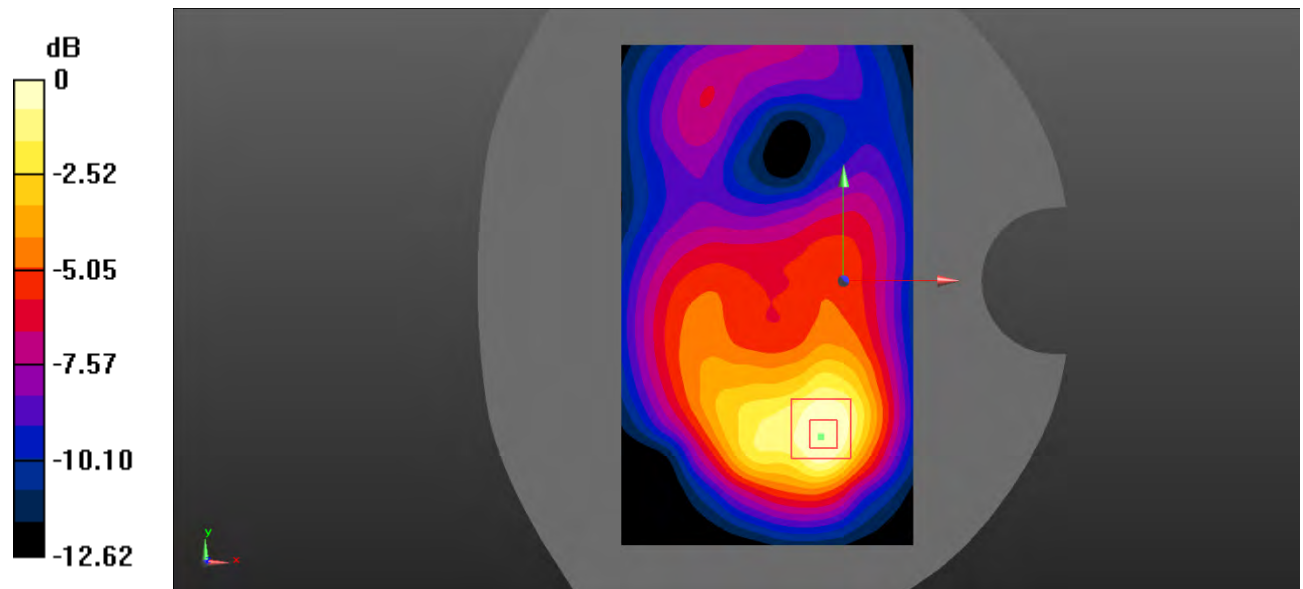
**Zoom Scan (5x5x7)/Cube 0:** Measurement grid:  $dx=8\text{mm}$ ,  $dy=8\text{mm}$ ,  $dz=5\text{mm}$

Reference Value = 9.133 V/m; Power Drift = -0.05 dB

Peak SAR (extrapolated) = 0.703 W/kg

**SAR(1 g) = 0.393 W/kg; SAR(10 g) = 0.220 W/kg**

Maximum value of SAR (measured) = 0.428 W/kg



0 dB = 0.428 W/kg = -3.69 dBW/kg

**Test Plot 44#: LTE Band 2\_Body Back\_50%RB\_Middle**

**DUT: Smart phone; Type: ART 1 PRO; Serial: RSZ200707001-SA-S1;**

Communication System: Generic FDD-LTE; Frequency: 1880 MHz;Duty Cycle: 1:1  
 Medium parameters used:  $f = 1880 \text{ MHz}$ ;  $\sigma = 1.393 \text{ S/m}$ ;  $\epsilon_r = 40.032$ ;  $\rho = 1000 \text{ kg/m}^3$  ;  
 Phantom section: Flat Section

DASY5 Configuration:

- Probe: EX3DV4 - SN7522; ConvF(7.95, 7.95, 7.95) @1880 MHz;
- Sensor-Surface: 4mm (Mechanical Surface Detection)
- Electronics: DAE4 SN1562;Calibrated: 3/3/2020
- Phantom: SAM-Twin V8.0 P1aP2a; Type: QD 000 P41 AA; Serial: 1962
- Measurement SW: DASY52, Version 52.10 (2) ;

**Area Scan (71x121x1):** Interpolated grid:  $dx=1.500 \text{ mm}$ ,  $dy=1.500 \text{ mm}$

Maximum value of SAR (interpolated) = 0.390 W/kg

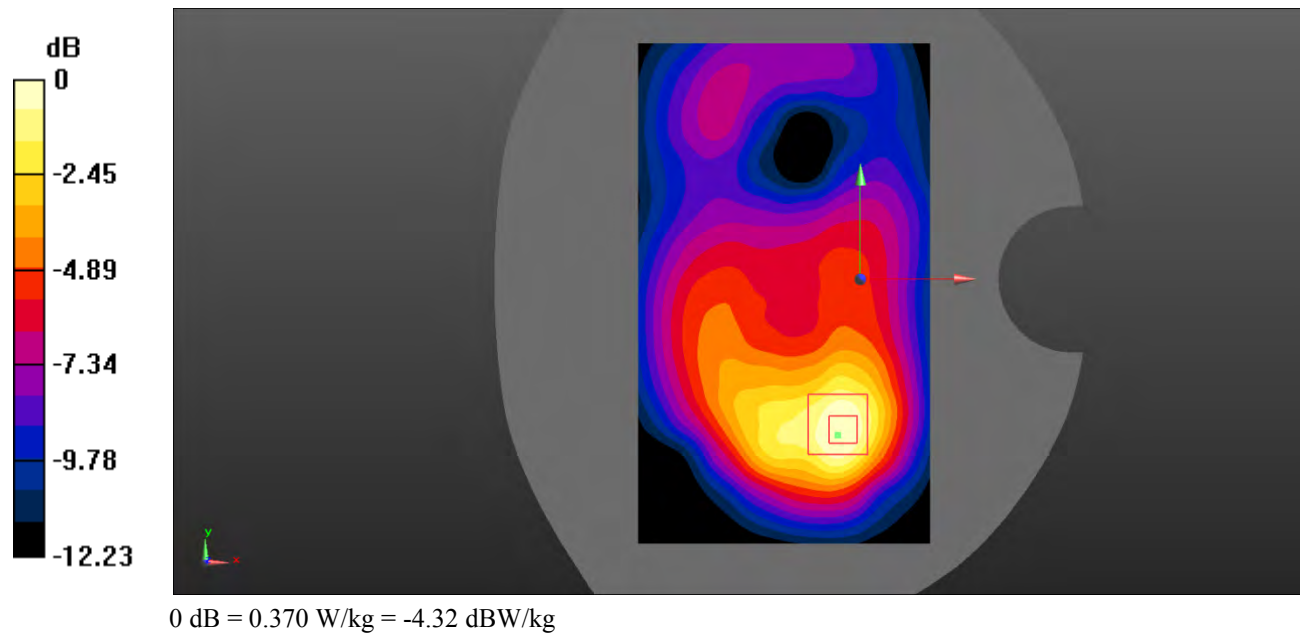
**Zoom Scan (5x5x7)/Cube 0:** Measurement grid:  $dx=8\text{mm}$ ,  $dy=8\text{mm}$ ,  $dz=5\text{mm}$

Reference Value = 8.024 V/m; Power Drift = 0.20 dB

Peak SAR (extrapolated) = 0.602 W/kg

**SAR(1 g) = 0.341 W/kg; SAR(10 g) = 0.193 W/kg**

Maximum value of SAR (measured) = 0.370 W/kg



**Test Plot 45#: LTE Band 2\_Body Left\_1RB\_Middle**

**DUT: Smart phone; Type: ART 1 PRO; Serial: RSZ200707001-SA-S1;**

Communication System: Generic FDD-LTE; Frequency: 1880 MHz;Duty Cycle: 1:1  
 Medium parameters used:  $f = 1880 \text{ MHz}$ ;  $\sigma = 1.393 \text{ S/m}$ ;  $\epsilon_r = 40.032$ ;  $\rho = 1000 \text{ kg/m}^3$  ;  
 Phantom section: Flat Section

DASY5 Configuration:

- Probe: EX3DV4 - SN7522; ConvF(7.95, 7.95, 7.95) @1880 MHz;
- Sensor-Surface: 4mm (Mechanical Surface Detection)
- Electronics: DAE4 SN1562;Calibrated: 3/3/2020
- Phantom: SAM-Twin V8.0 P1aP2a; Type: QD 000 P41 AA; Serial: 1962
- Measurement SW: DASY52, Version 52.10 (2) ;

**Area Scan (61x121x1):** Interpolated grid:  $dx=1.500 \text{ mm}$ ,  $dy=1.500 \text{ mm}$

Maximum value of SAR (interpolated) = 0.191 W/kg

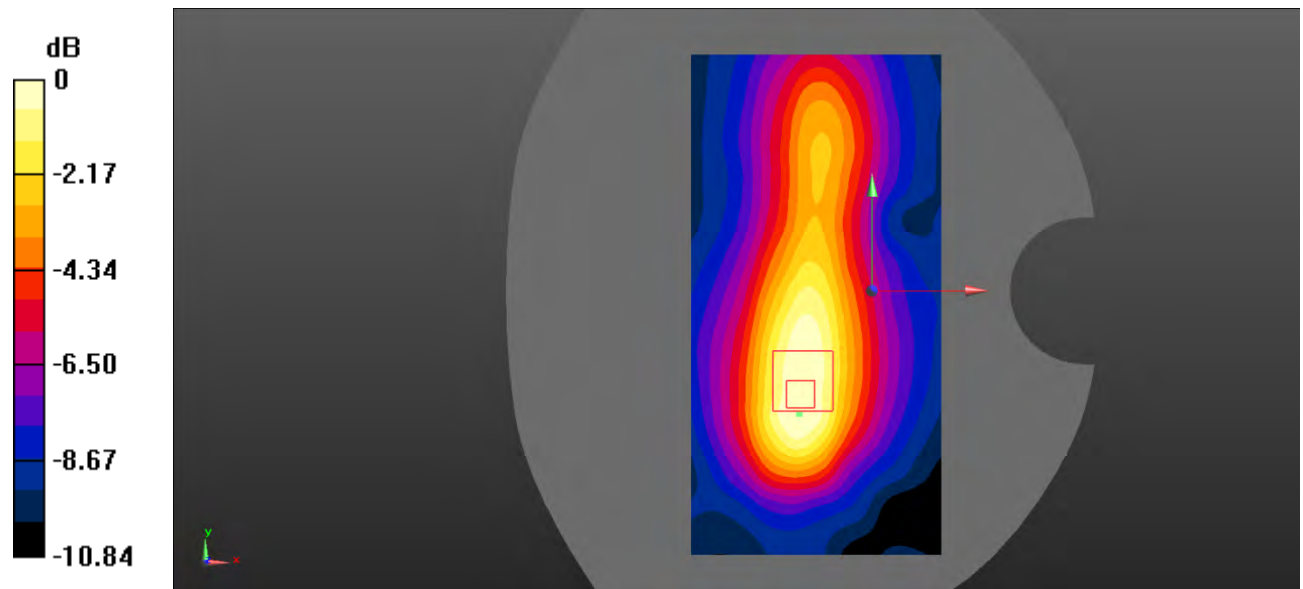
**Zoom Scan (6x6x7)/Cube 0:** Measurement grid:  $dx=8\text{mm}$ ,  $dy=8\text{mm}$ ,  $dz=5\text{mm}$

Reference Value = 9.630 V/m; Power Drift = 0.08 dB

Peak SAR (extrapolated) = 0.276 W/kg

**SAR(1 g) = 0.168 W/kg; SAR(10 g) = 0.104 W/kg**

Maximum value of SAR (measured) = 0.181 W/kg



0 dB = 0.181 W/kg = -7.42 dBW/kg

**Test Plot 46#: LTE Band 2\_Body Left\_50%RB\_Middle**

**DUT: Smart phone; Type: ART 1 PRO; Serial: RSZ200707001-SA-S1;**

Communication System: Generic FDD-LTE; Frequency: 1880 MHz;Duty Cycle: 1:1  
 Medium parameters used:  $f = 1880 \text{ MHz}$ ;  $\sigma = 1.393 \text{ S/m}$ ;  $\epsilon_r = 40.032$ ;  $\rho = 1000 \text{ kg/m}^3$  ;  
 Phantom section: Flat Section

DASY5 Configuration:

- Probe: EX3DV4 - SN7522; ConvF(7.95, 7.95, 7.95) @1880 MHz;
- Sensor-Surface: 4mm (Mechanical Surface Detection)
- Electronics: DAE4 SN1562;Calibrated: 3/3/2020
- Phantom: SAM-Twin V8.0 P1aP2a; Type: QD 000 P41 AA; Serial: 1962
- Measurement SW: DASY52, Version 52.10 (2) ;

**Area Scan (61x121x1):** Interpolated grid:  $dx=1.500 \text{ mm}$ ,  $dy=1.500 \text{ mm}$

Maximum value of SAR (interpolated) = 0.162 W/kg

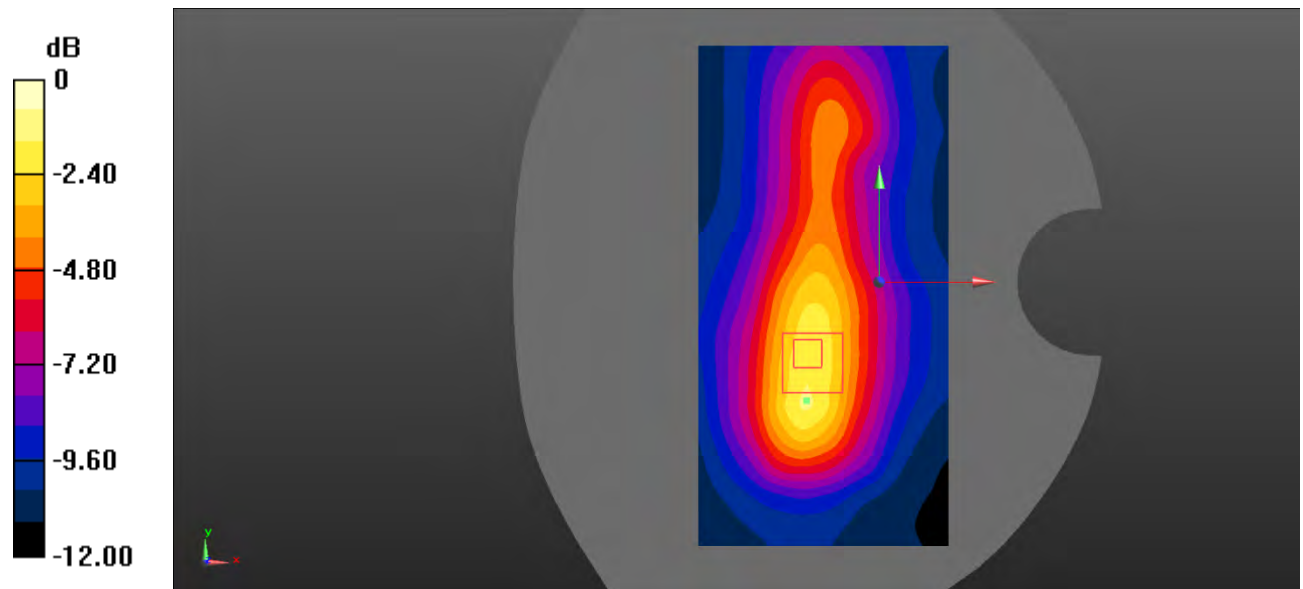
**Zoom Scan (6x6x7)/Cube 0:** Measurement grid:  $dx=8\text{mm}$ ,  $dy=8\text{mm}$ ,  $dz=5\text{mm}$

Reference Value = 9.122 V/m; Power Drift = 0.04 dB

Peak SAR (extrapolated) = 0.419 W/kg

**SAR(1 g) = 0.173 W/kg; SAR(10 g) = 0.074 W/kg**

Maximum value of SAR (measured) = 0.229 W/kg



0 dB = 0.229 W/kg = -6.40 dBW/kg

**Test Plot 47#: LTE Band 2\_Body Right\_1RB\_Middle**

**DUT: Smart phone; Type: ART 1 PRO; Serial: RSZ200707001-SA-S1;**

Communication System: Generic FDD-LTE; Frequency: 1880 MHz; Duty Cycle: 1:1  
 Medium parameters used:  $f = 1880 \text{ MHz}$ ;  $\sigma = 1.393 \text{ S/m}$ ;  $\epsilon_r = 40.032$ ;  $\rho = 1000 \text{ kg/m}^3$  ;  
 Phantom section: Flat Section

DASY5 Configuration:

- Probe: EX3DV4 - SN7522; ConvF(7.95, 7.95, 7.95) @1880 MHz;
- Sensor-Surface: 4mm (Mechanical Surface Detection)
- Electronics: DAE4 SN1562; Calibrated: 3/3/2020
- Phantom: SAM-Twin V8.0 P1aP2a; Type: QD 000 P41 AA; Serial: 1962
- Measurement SW: DASY52, Version 52.10 (2) ;

**Area Scan (61x121x1):** Interpolated grid:  $dx=1.500 \text{ mm}$ ,  $dy=1.500 \text{ mm}$

Maximum value of SAR (interpolated) =  $0.103 \text{ W/kg}$

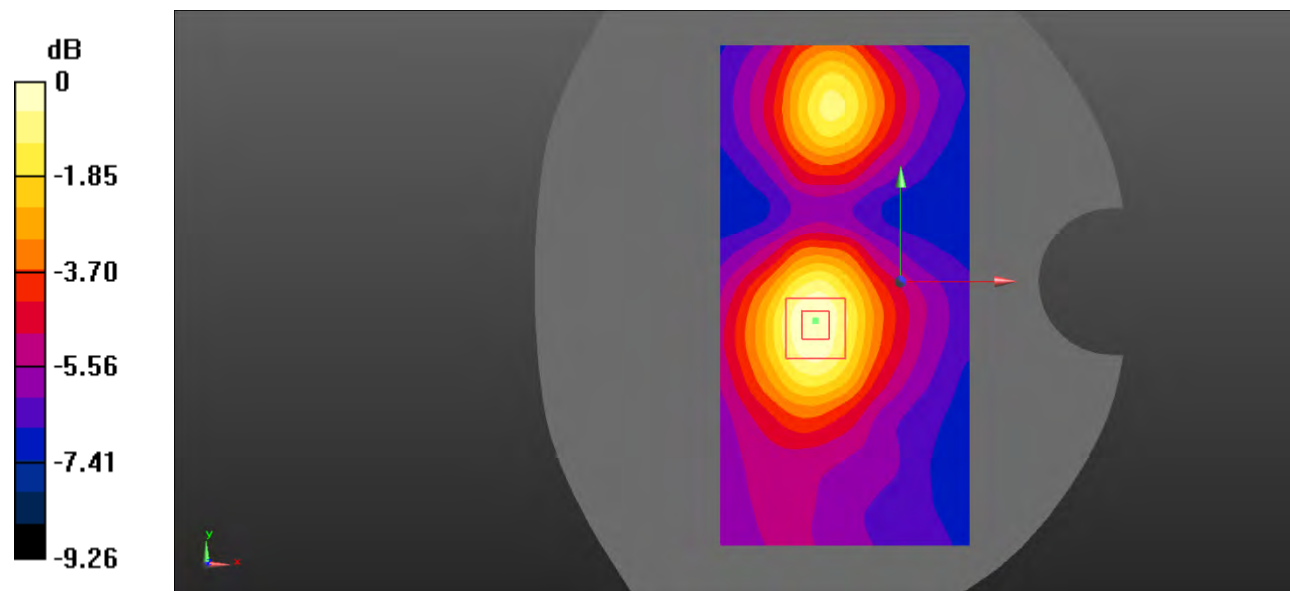
**Zoom Scan (5x5x7)/Cube 0:** Measurement grid:  $dx=8\text{mm}$ ,  $dy=8\text{mm}$ ,  $dz=5\text{mm}$

Reference Value =  $7.400 \text{ V/m}$ ; Power Drift =  $-0.02 \text{ dB}$

Peak SAR (extrapolated) =  $0.144 \text{ W/kg}$

**SAR(1 g) =  $0.093 \text{ W/kg}$ ; SAR(10 g) =  $0.062 \text{ W/kg}$**

Maximum value of SAR (measured) =  $0.0998 \text{ W/kg}$



0 dB =  $0.0998 \text{ W/kg}$  =  $-10.01 \text{ dBW/kg}$

**Test Plot 48#: LTE Band 2\_Body Right\_50%RB\_Middle**

**DUT: Smart phone; Type: ART 1 PRO; Serial: RSZ200707001-SA-S1;**

Communication System: Generic FDD-LTE; Frequency: 1880 MHz;Duty Cycle: 1:1  
 Medium parameters used:  $f = 1880 \text{ MHz}$ ;  $\sigma = 1.393 \text{ S/m}$ ;  $\epsilon_r = 40.032$ ;  $\rho = 1000 \text{ kg/m}^3$  ;  
 Phantom section: Flat Section

DASY5 Configuration:

- Probe: EX3DV4 - SN7522; ConvF(7.95, 7.95, 7.95) @1880 MHz;
- Sensor-Surface: 4mm (Mechanical Surface Detection)
- Electronics: DAE4 SN1562;Calibrated: 3/3/2020
- Phantom: SAM-Twin V8.0 P1aP2a; Type: QD 000 P41 AA; Serial: 1962
- Measurement SW: DASY52, Version 52.10 (2) ;

**Area Scan (61x121x1):** Interpolated grid:  $dx=1.500 \text{ mm}$ ,  $dy=1.500 \text{ mm}$

Maximum value of SAR (interpolated) = 0.0921 W/kg


**Zoom Scan (5x5x7)/Cube 0:** Measurement grid:  $dx=8\text{mm}$ ,  $dy=8\text{mm}$ ,  $dz=5\text{mm}$

Reference Value = 6.694 V/m; Power Drift = 0.09 dB

Peak SAR (extrapolated) = 0.123 W/kg

**SAR(1 g) = 0.082 W/kg; SAR(10 g) = 0.055 W/kg**

Maximum value of SAR (measured) = 0.0878 W/kg



0 dB = 0.0878 W/kg = -10.57 dBW/kg



**Test Plot 49#: LTE Band 2\_Body Bottom\_1RB\_Middle**

**DUT: Smart phone; Type: ART 1 PRO; Serial: RSZ200707001-SA-S1;**

Communication System: Generic FDD-LTE; Frequency: 1880 MHz; Duty Cycle: 1:1  
 Medium parameters used:  $f = 1880 \text{ MHz}$ ;  $\sigma = 1.393 \text{ S/m}$ ;  $\epsilon_r = 40.032$ ;  $\rho = 1000 \text{ kg/m}^3$  ;  
 Phantom section: Flat Section

DASY5 Configuration:

- Probe: EX3DV4 - SN7522; ConvF(7.95, 7.95, 7.95) @1880 MHz;
- Sensor-Surface: 4mm (Mechanical Surface Detection)
- Electronics: DAE4 SN1562; Calibrated: 3/3/2020
- Phantom: SAM-Twin V8.0 P1aP2a; Type: QD 000 P41 AA; Serial: 1962
- Measurement SW: DASY52, Version 52.10 (2) ;

**Area Scan (61x91x1):** Interpolated grid:  $dx=1.500 \text{ mm}$ ,  $dy=1.500 \text{ mm}$

Maximum value of SAR (interpolated) = 0.252 W/kg

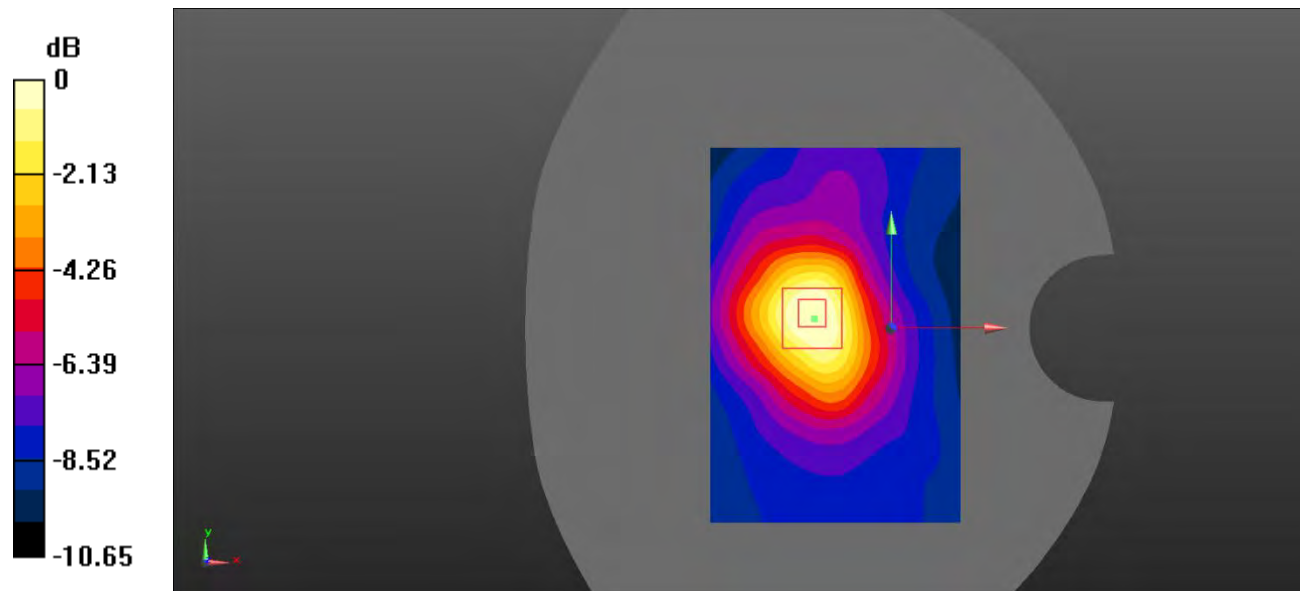
**Zoom Scan (5x5x7)/Cube 0:** Measurement grid:  $dx=8\text{mm}$ ,  $dy=8\text{mm}$ ,  $dz=5\text{mm}$

Reference Value = 13.47 V/m; Power Drift = -0.09 dB

Peak SAR (extrapolated) = 0.358 W/kg

**SAR(1 g) = 0.207 W/kg; SAR(10 g) = 0.121 W/kg**

Maximum value of SAR (measured) = 0.227 W/kg



0 dB = 0.227 W/kg = -6.44 dBW/kg

**Test Plot 50#: LTE Band 2\_Body Bottom\_50%RB\_Middle**

**DUT: Smart phone; Type: ART 1 PRO; Serial: RSZ200707001-SA-S1;**

Communication System: Generic FDD-LTE; Frequency: 1880 MHz; Duty Cycle: 1:1  
 Medium parameters used:  $f = 1880 \text{ MHz}$ ;  $\sigma = 1.393 \text{ S/m}$ ;  $\epsilon_r = 40.032$ ;  $\rho = 1000 \text{ kg/m}^3$  ;  
 Phantom section: Flat Section

DASY5 Configuration:

- Probe: EX3DV4 - SN7522; ConvF(7.95, 7.95, 7.95) @1880 MHz;
- Sensor-Surface: 4mm (Mechanical Surface Detection)
- Electronics: DAE4 SN1562; Calibrated: 3/3/2020
- Phantom: SAM-Twin V8.0 P1aP2a; Type: QD 000 P41 AA; Serial: 1962
- Measurement SW: DASY52, Version 52.10 (2) ;

**Area Scan (61x91x1):** Interpolated grid:  $dx=1.500 \text{ mm}$ ,  $dy=1.500 \text{ mm}$

Maximum value of SAR (interpolated) = 0.210 W/kg

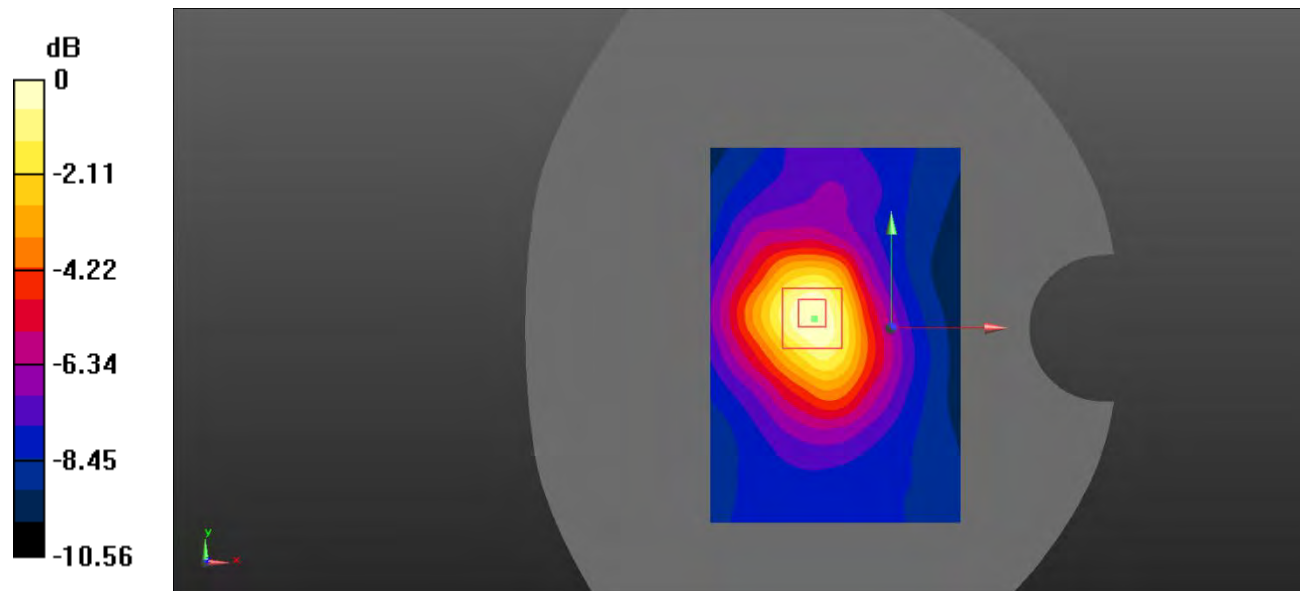
**Zoom Scan (5x5x7)/Cube 0:** Measurement grid:  $dx=8\text{mm}$ ,  $dy=8\text{mm}$ ,  $dz=5\text{mm}$

Reference Value = 11.50 V/m; Power Drift = -0.04 dB

Peak SAR (extrapolated) = 0.311 W/kg

**SAR(1 g) = 0.183 W/kg; SAR(10 g) = 0.107 W/kg**

Maximum value of SAR (measured) = 0.201 W/kg



0 dB = 0.201 W/kg = -6.97 dBW/kg

**Test Plot 51#: LTE Band 4\_Head Left Cheek\_1RB\_Middle**

**DUT: Smart phone; Type: ART 1 PRO; Serial: RSZ200707001-SA-S1;**

Communication System: Generic FDD-LTE; Frequency: 1732.5 MHz; Duty Cycle: 1:1  
 Medium parameters used:  $f = 1732.5 \text{ MHz}$ ;  $\sigma = 1.344 \text{ S/m}$ ;  $\epsilon_r = 40.751$ ;  $\rho = 1000 \text{ kg/m}^3$  ;  
 Phantom section: Left Section

DASY5 Configuration:

- Probe: EX3DV4 - SN7522; ConvF(8.21, 8.21, 8.21) @1732.5 MHz;
- Sensor-Surface: 4mm (Mechanical Surface Detection)
- Electronics: DAE4 SN1562; Calibrated: 3/3/2020
- Phantom: SAM-Twin V8.0 P1aP2a; Type: QD 000 P41 AA; Serial: 1962
- Measurement SW: DASY52, Version 52.10 (2) ;

**Area Scan (71x91x1):** Interpolated grid:  $dx=1.500 \text{ mm}$ ,  $dy=1.500 \text{ mm}$

Maximum value of SAR (interpolated) = 0.322 W/kg

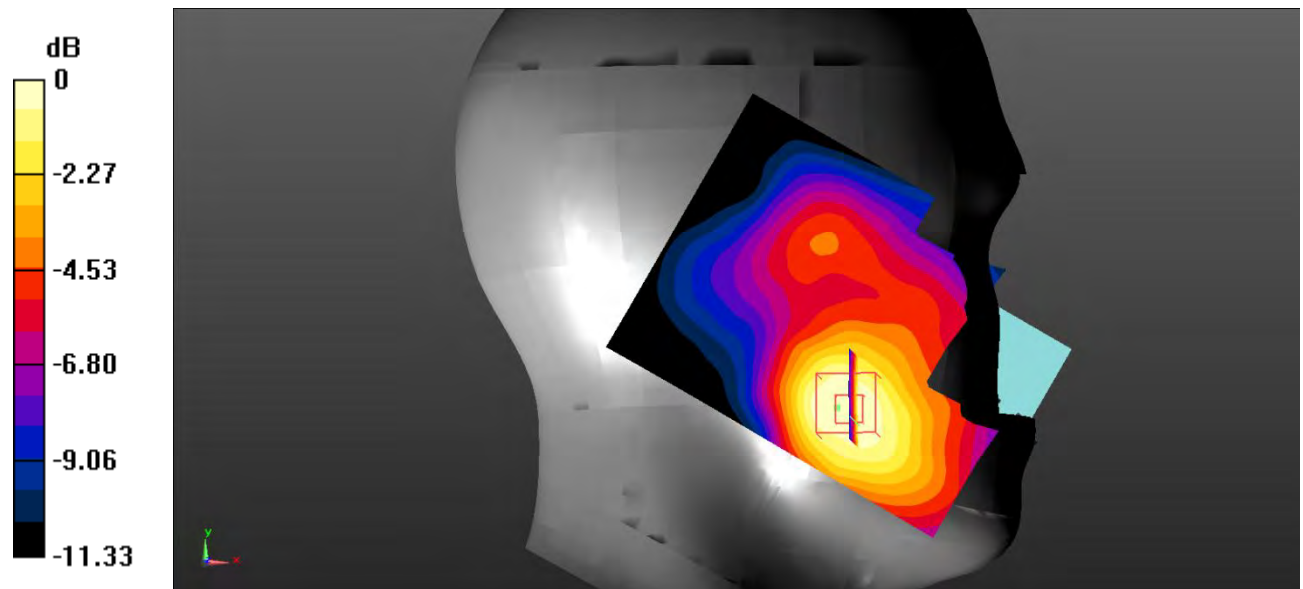
**Zoom Scan (5x5x7)/Cube 0:** Measurement grid:  $dx=8\text{mm}$ ,  $dy=8\text{mm}$ ,  $dz=5\text{mm}$

Reference Value = 5.204 V/m; Power Drift = -0.08 dB

Peak SAR (extrapolated) = 0.424 W/kg

**SAR(1 g) = 0.291 W/kg; SAR(10 g) = 0.191 W/kg**

Maximum value of SAR (measured) = 0.297 W/kg



0 dB = 0.297 W/kg = -5.27 dBW/kg

**Test Plot 52#: LTE Band 4\_Head Left Cheek\_50%RB\_Middle**

**DUT: Smart phone; Type: ART 1 PRO; Serial: RSZ200707001-SA-S1;**

Communication System: Generic FDD-LTE; Frequency: 1732.5 MHz;Duty Cycle: 1:1  
 Medium parameters used:  $f = 1732.5$  MHz;  $\sigma = 1.344$  S/m;  $\epsilon_r = 40.751$ ;  $\rho = 1000$  kg/m<sup>3</sup> ;  
 Phantom section: Left Section

DASY5 Configuration:

- Probe: EX3DV4 - SN7522; ConvF(8.21, 8.21, 8.21) @1732.5 MHz;
- Sensor-Surface: 4mm (Mechanical Surface Detection)
- Electronics: DAE4 SN1562;Calibrated: 3/3/2020
- Phantom: SAM-Twin V8.0 P1aP2a; Type: QD 000 P41 AA; Serial: 1962
- Measurement SW: DASY52, Version 52.10 (2) ;

**Area Scan (71x91x1):** Interpolated grid: dx=1.500 mm, dy=1.500 mm

Maximum value of SAR (interpolated) = 0.321 W/kg

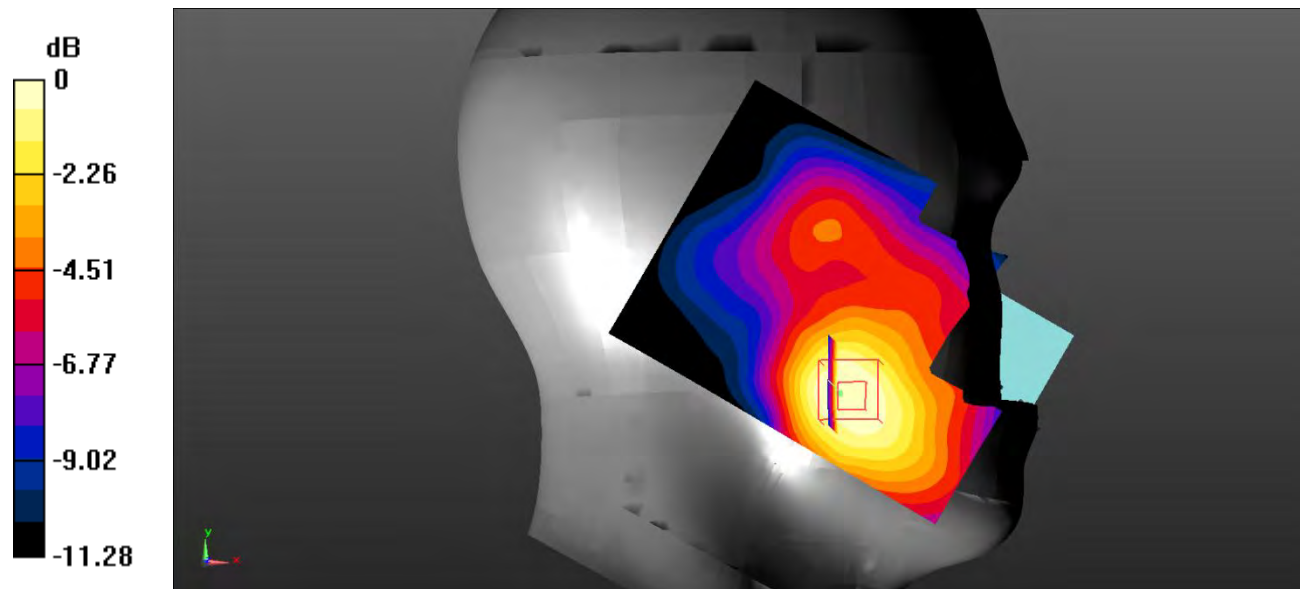
**Zoom Scan (5x5x7)/Cube 0:** Measurement grid: dx=8mm, dy=8mm, dz=5mm

Reference Value = 4.995 V/m; Power Drift = -0.04 dB

Peak SAR (extrapolated) = 0.422 W/kg

**SAR(1 g) = 0.289 W/kg; SAR(10 g) = 0.190 W/kg**

Maximum value of SAR (measured) = 0.295 W/kg



0 dB = 0.295 W/kg = -5.30 dBW/kg

**Test Plot 53#: LTE Band 4\_Head Left Tilt\_1RB\_Middle**

**DUT: Smart phone; Type: ART 1 PRO; Serial: RSZ200707001-SA-S1;**

Communication System: Generic FDD-LTE; Frequency: 1732.5 MHz; Duty Cycle: 1:1  
 Medium parameters used:  $f = 1732.5 \text{ MHz}$ ;  $\sigma = 1.344 \text{ S/m}$ ;  $\epsilon_r = 40.751$ ;  $\rho = 1000 \text{ kg/m}^3$  ;  
 Phantom section: Left Section

DASY5 Configuration:

- Probe: EX3DV4 - SN7522; ConvF(8.21, 8.21, 8.21) @1732.5 MHz;
- Sensor-Surface: 4mm (Mechanical Surface Detection)
- Electronics: DAE4 SN1562; Calibrated: 3/3/2020
- Phantom: SAM-Twin V8.0 P1aP2a; Type: QD 000 P41 AA; Serial: 1962
- Measurement SW: DASY52, Version 52.10 (2) ;

**Area Scan (71x91x1):** Interpolated grid:  $dx=1.500 \text{ mm}$ ,  $dy=1.500 \text{ mm}$

Maximum value of SAR (interpolated) = 0.146 W/kg

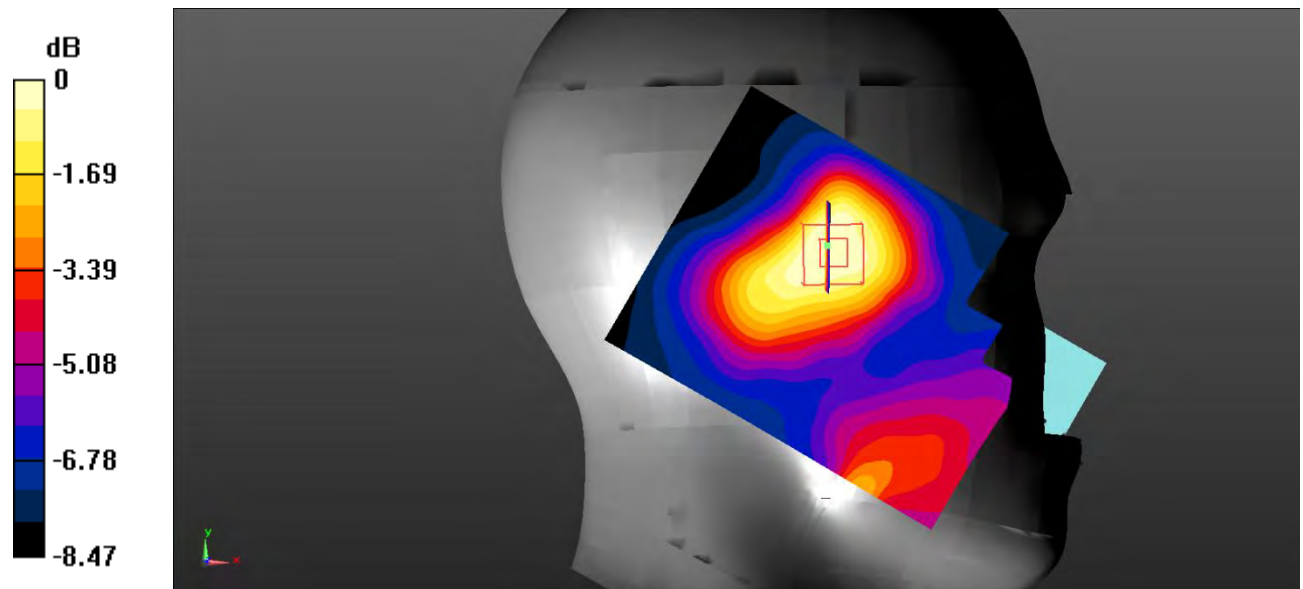
**Zoom Scan (5x5x7)/Cube 0:** Measurement grid:  $dx=8\text{mm}$ ,  $dy=8\text{mm}$ ,  $dz=5\text{mm}$

Reference Value = 7.565 V/m; Power Drift = 0.06 dB

Peak SAR (extrapolated) = 0.169 W/kg

**SAR(1 g) = 0.128 W/kg; SAR(10 g) = 0.089 W/kg**

Maximum value of SAR (measured) = 0.132 W/kg



0 dB = 0.132 W/kg = -8.79 dBW/kg

**Test Plot 54#: LTE Band 4\_Head Left Tilt\_50%RB\_Middle**

**DUT: Smart phone; Type: ART 1 PRO; Serial: RSZ200707001-SA-S1;**

Communication System: Generic FDD-LTE; Frequency: 1732.5 MHz;Duty Cycle: 1:1  
 Medium parameters used:  $f = 1732.5$  MHz;  $\sigma = 1.344$  S/m;  $\epsilon_r = 40.751$ ;  $\rho = 1000$  kg/m<sup>3</sup> ;  
 Phantom section: Left Section

DASY5 Configuration:

- Probe: EX3DV4 - SN7522; ConvF(8.21, 8.21, 8.21) @1732.5 MHz;
- Sensor-Surface: 4mm (Mechanical Surface Detection)
- Electronics: DAE4 SN1562;Calibrated: 3/3/2020
- Phantom: SAM-Twin V8.0 P1aP2a; Type: QD 000 P41 AA; Serial: 1962
- Measurement SW: DASY52, Version 52.10 (2) ;

**Area Scan (71x91x1):** Interpolated grid: dx=1.500 mm, dy=1.500 mm

Maximum value of SAR (interpolated) = 0.141 W/kg

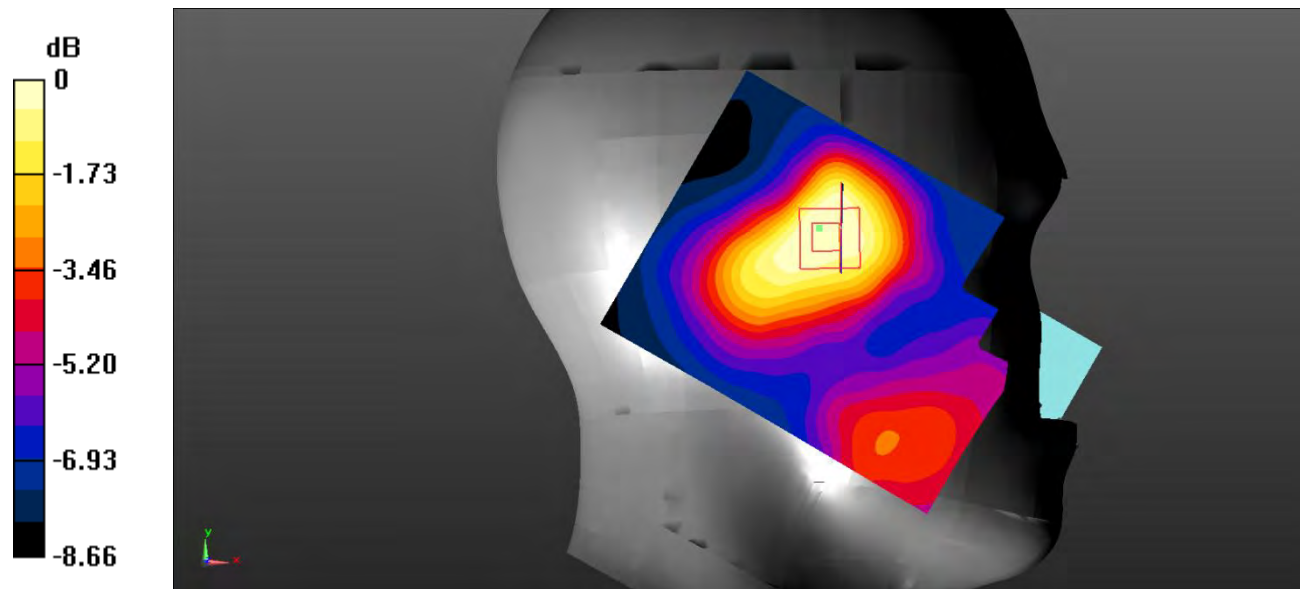
**Zoom Scan (5x5x7)/Cube 0:** Measurement grid: dx=8mm, dy=8mm, dz=5mm

Reference Value = 7.450 V/m; Power Drift = -0.04 dB

Peak SAR (extrapolated) = 0.169 W/kg

**SAR(1 g) = 0.123 W/kg; SAR(10 g) = 0.085 W/kg**

Maximum value of SAR (measured) = 0.125 W/kg



0 dB = 0.125 W/kg = -9.03 dBW/kg

**Test Plot 55#: LTE Band 4\_Head Right Cheek\_1RB\_Middle**

**DUT: Smart phone; Type: ART 1 PRO; Serial: RSZ200707001-SA-S1;**

Communication System: Generic FDD-LTE; Frequency: 1732.5 MHz; Duty Cycle: 1:1  
 Medium parameters used:  $f = 1732.5 \text{ MHz}$ ;  $\sigma = 1.344 \text{ S/m}$ ;  $\epsilon_r = 40.751$ ;  $\rho = 1000 \text{ kg/m}^3$  ;  
 Phantom section: Right Section

DASY5 Configuration:

- Probe: EX3DV4 - SN7522; ConvF(8.21, 8.21, 8.21) @1732.5 MHz;
- Sensor-Surface: 4mm (Mechanical Surface Detection)
- Electronics: DAE4 SN1562; Calibrated: 3/3/2020
- Phantom: SAM-Twin V8.0 P1aP2a; Type: QD 000 P41 AA; Serial: 1962
- Measurement SW: DASY52, Version 52.10 (2) ;

**Area Scan (71x91x1):** Interpolated grid:  $dx=1.500 \text{ mm}$ ,  $dy=1.500 \text{ mm}$

Maximum value of SAR (interpolated) = 0.158 W/kg

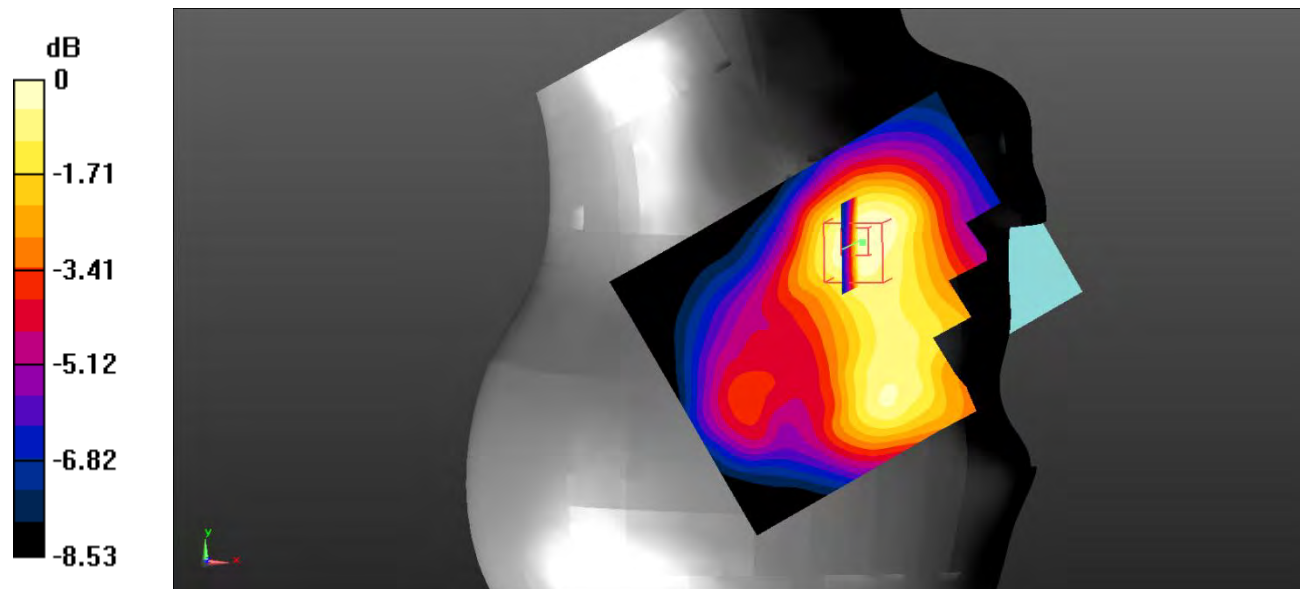
**Zoom Scan (5x5x7)/Cube 0:** Measurement grid:  $dx=8\text{mm}$ ,  $dy=8\text{mm}$ ,  $dz=5\text{mm}$

Reference Value = 6.373 V/m; Power Drift = -0.17 dB

Peak SAR (extrapolated) = 0.198 W/kg

**SAR(1 g) = 0.144 W/kg; SAR(10 g) = 0.100 W/kg**

Maximum value of SAR (measured) = 0.149 W/kg



0 dB = 0.149 W/kg = -8.27 dBW/kg

**Test Plot 56#: LTE Band 4\_Head Right Cheek\_50%RB\_Middle**

**DUT: Smart phone; Type: ART 1 PRO; Serial: RSZ200707001-SA-S1;**

Communication System: Generic FDD-LTE; Frequency: 1732.5 MHz;Duty Cycle: 1:1  
 Medium parameters used:  $f = 1732.5 \text{ MHz}$ ;  $\sigma = 1.344 \text{ S/m}$ ;  $\epsilon_r = 40.751$ ;  $\rho = 1000 \text{ kg/m}^3$  ;  
 Phantom section: Right Section

DASY5 Configuration:

- Probe: EX3DV4 - SN7522; ConvF(8.21, 8.21, 8.21) @1732.5 MHz;
- Sensor-Surface: 4mm (Mechanical Surface Detection)
- Electronics: DAE4 SN1562;Calibrated: 3/3/2020
- Phantom: SAM-Twin V8.0 P1aP2a; Type: QD 000 P41 AA; Serial: 1962
- Measurement SW: DASY52, Version 52.10 (2) ;

**Area Scan (71x91x1):** Interpolated grid:  $dx=1.500 \text{ mm}$ ,  $dy=1.500 \text{ mm}$

Maximum value of SAR (interpolated) = 0.156 W/kg

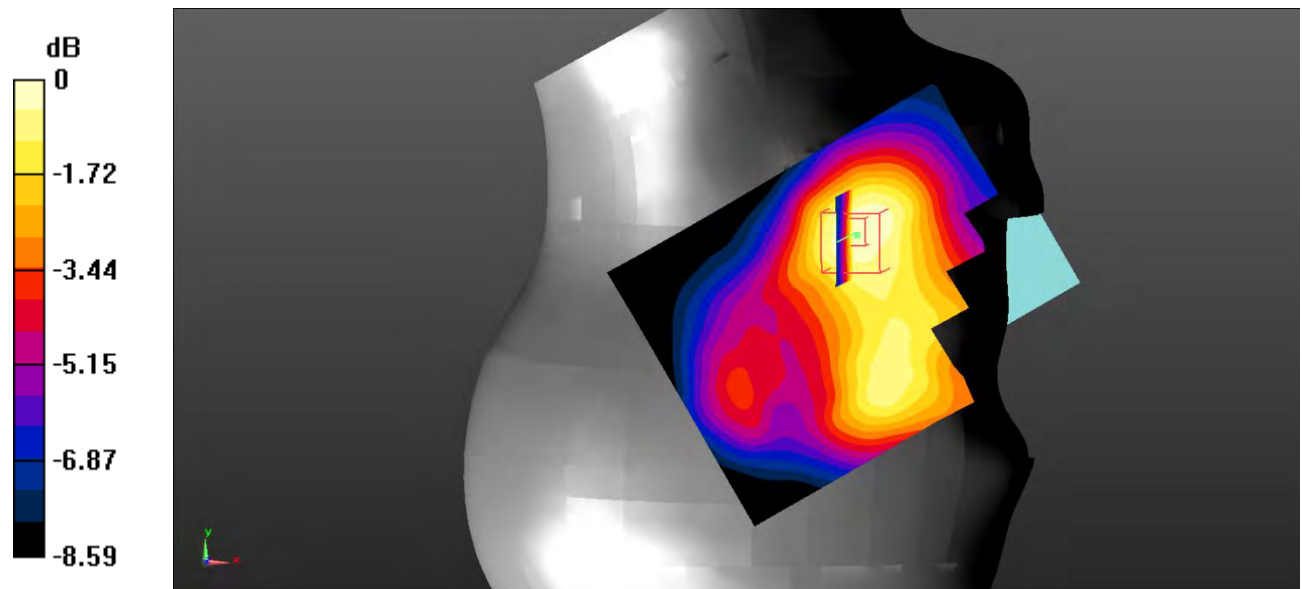
**Zoom Scan (5x5x7)/Cube 0:** Measurement grid:  $dx=8\text{mm}$ ,  $dy=8\text{mm}$ ,  $dz=5\text{mm}$

Reference Value = 6.077 V/m; Power Drift = 0.09 dB

Peak SAR (extrapolated) = 0.201 W/kg

**SAR(1 g) = 0.145 W/kg; SAR(10 g) = 0.099 W/kg**

Maximum value of SAR (measured) = 0.150 W/kg



0 dB = 0.150 W/kg = -8.24 dBW/kg



**Test Plot 57#: LTE Band 4\_Head Right Tilt\_1RB\_Middle**

**DUT: Smart phone; Type: ART 1 PRO; Serial: RSZ200707001-SA-S1;**

Communication System: Generic FDD-LTE; Frequency: 1732.5 MHz;Duty Cycle: 1:1  
 Medium parameters used:  $f = 1732.5 \text{ MHz}$ ;  $\sigma = 1.344 \text{ S/m}$ ;  $\epsilon_r = 40.751$ ;  $\rho = 1000 \text{ kg/m}^3$  ;  
 Phantom section: Right Section

DASY5 Configuration:

- Probe: EX3DV4 - SN7522; ConvF(8.21, 8.21, 8.21) @1732.5 MHz;
- Sensor-Surface: 4mm (Mechanical Surface Detection)
- Electronics: DAE4 SN1562;Calibrated: 3/3/2020
- Phantom: SAM-Twin V8.0 P1aP2a; Type: QD 000 P41 AA; Serial: 1962
- Measurement SW: DASY52, Version 52.10 (2) ;

**Area Scan (71x91x1):** Interpolated grid:  $dx=1.500 \text{ mm}$ ,  $dy=1.500 \text{ mm}$

Maximum value of SAR (interpolated) = 0.151 W/kg

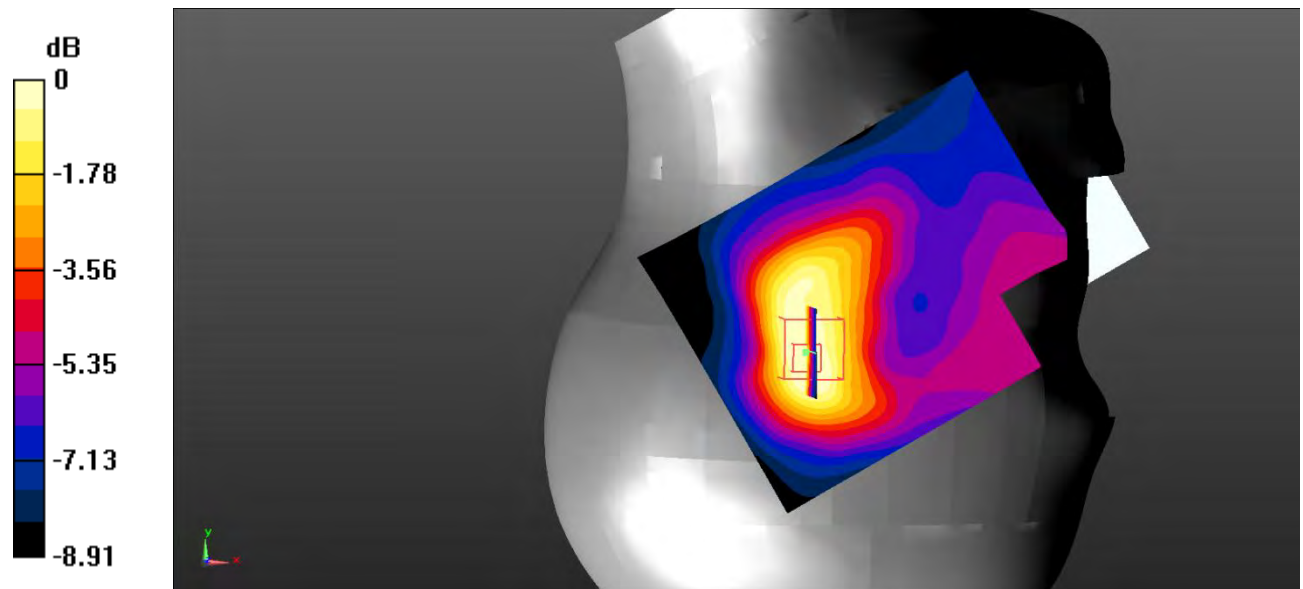
**Zoom Scan (5x5x7)/Cube 0:** Measurement grid:  $dx=8\text{mm}$ ,  $dy=8\text{mm}$ ,  $dz=5\text{mm}$

Reference Value = 10.00 V/m; Power Drift = -0.02 dB

Peak SAR (extrapolated) = 0.183 W/kg

**SAR(1 g) = 0.128 W/kg; SAR(10 g) = 0.083 W/kg**

Maximum value of SAR (measured) = 0.133 W/kg



0 dB = 0.133 W/kg = -8.76 dBW/kg

**Test Plot 58#: LTE Band 4\_Head Right Tilt\_50%RB\_Middle**

**DUT: Smart phone; Type: ART 1 PRO; Serial: RSZ200707001-SA-S1;**

Communication System: Generic FDD-LTE; Frequency: 1732.5 MHz;Duty Cycle: 1:1  
 Medium parameters used:  $f = 1732.5 \text{ MHz}$ ;  $\sigma = 1.344 \text{ S/m}$ ;  $\epsilon_r = 40.751$ ;  $\rho = 1000 \text{ kg/m}^3$  ;  
 Phantom section: Right Section

DASY5 Configuration:

- Probe: EX3DV4 - SN7522; ConvF(8.21, 8.21, 8.21) @1732.5 MHz;
- Sensor-Surface: 4mm (Mechanical Surface Detection)
- Electronics: DAE4 SN1562;Calibrated: 3/3/2020
- Phantom: SAM-Twin V8.0 P1aP2a; Type: QD 000 P41 AA; Serial: 1962
- Measurement SW: DASY52, Version 52.10 (2) ;

**Area Scan (71x91x1):** Interpolated grid:  $dx=1.500 \text{ mm}$ ,  $dy=1.500 \text{ mm}$

Maximum value of SAR (interpolated) = 0.133 W/kg

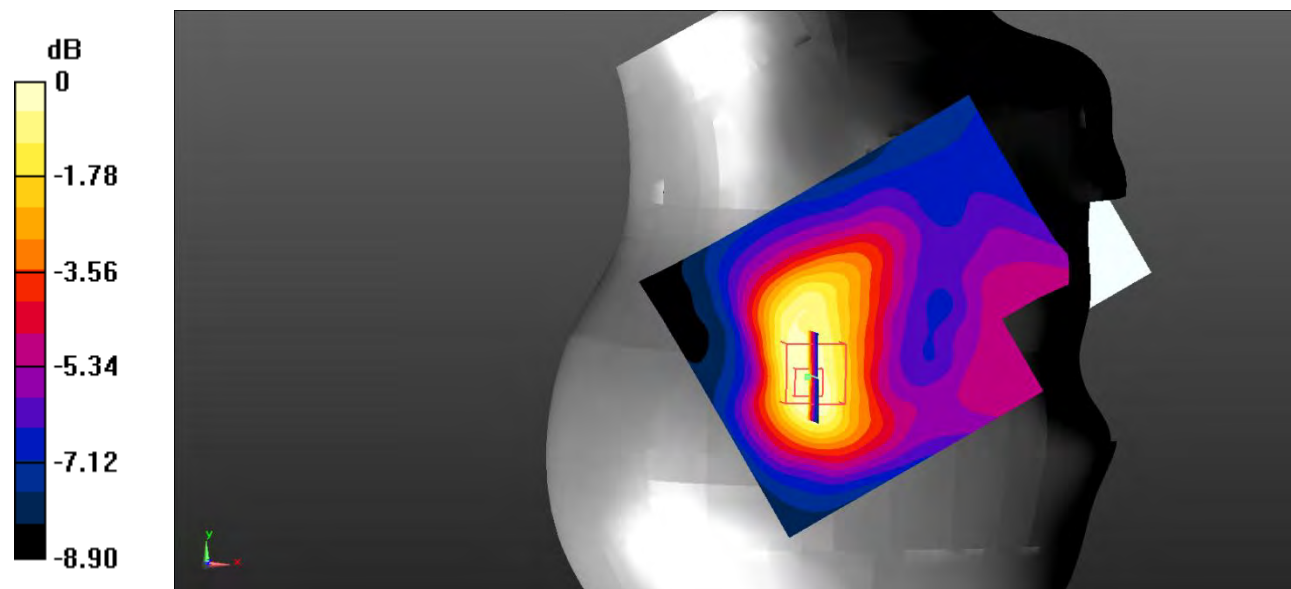
**Zoom Scan (5x5x7)/Cube 0:** Measurement grid:  $dx=8\text{mm}$ ,  $dy=8\text{mm}$ ,  $dz=5\text{mm}$

Reference Value = 9.462 V/m; Power Drift = 0.11 dB

Peak SAR (extrapolated) = 0.167 W/kg

**SAR(1 g) = 0.117 W/kg; SAR(10 g) = 0.076 W/kg**

Maximum value of SAR (measured) = 0.122 W/kg



0 dB = 0.122 W/kg = -9.14 dBW/kg

**Test Plot 59#: LTE Band 4\_Body Back\_1RB\_Middle**

**DUT: Smart phone; Type: ART 1 PRO; Serial: RSZ200707001-SA-S1;**

Communication System: Generic FDD-LTE; Frequency: 1732.5 MHz;Duty Cycle: 1:1  
 Medium parameters used:  $f = 1732.5 \text{ MHz}$ ;  $\sigma = 1.344 \text{ S/m}$ ;  $\epsilon_r = 40.751$ ;  $\rho = 1000 \text{ kg/m}^3$  ;  
 Phantom section: Flat Section

DASY5 Configuration:

- Probe: EX3DV4 - SN7522; ConvF(8.21, 8.21, 8.21) @1732.5 MHz;
- Sensor-Surface: 4mm (Mechanical Surface Detection)
- Electronics: DAE4 SN1562;Calibrated: 3/3/2020
- Phantom: SAM-Twin V8.0 P1aP2a; Type: QD 000 P41 AA; Serial: 1962
- Measurement SW: DASY52, Version 52.10 (2) ;

**Area Scan (71x121x1):** Interpolated grid:  $dx=1.500 \text{ mm}$ ,  $dy=1.500 \text{ mm}$

Maximum value of SAR (interpolated) = 0.489 W/kg

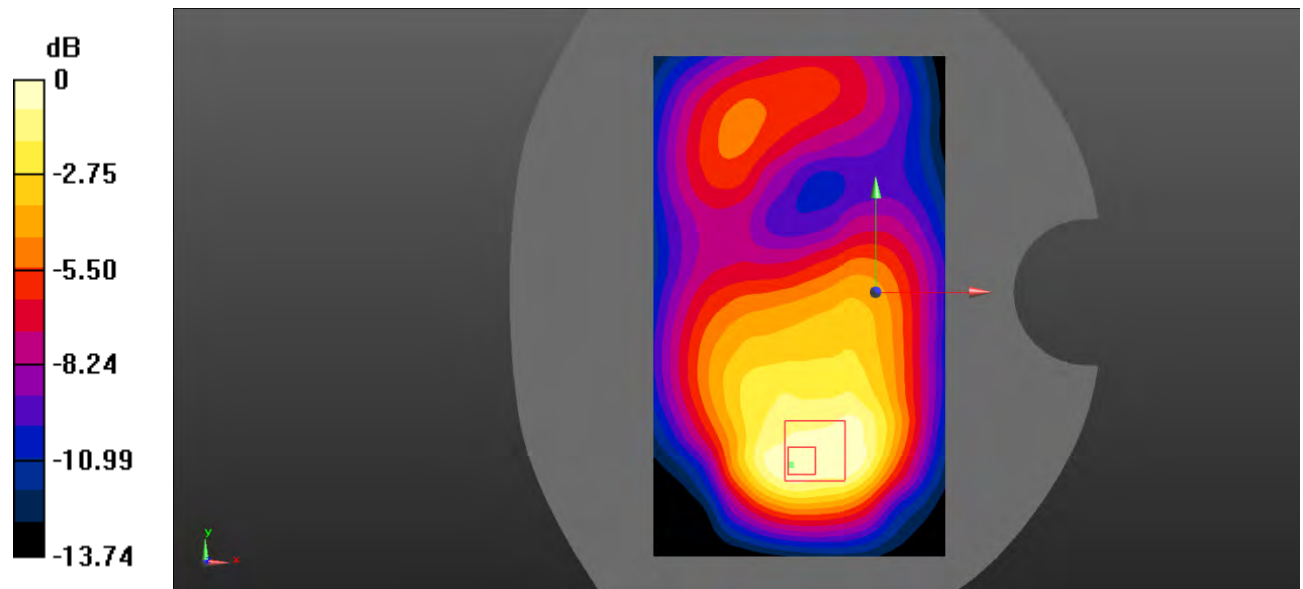
**Zoom Scan (6x6x7)/Cube 0:** Measurement grid:  $dx=8\text{mm}$ ,  $dy=8\text{mm}$ ,  $dz=5\text{mm}$

Reference Value = 11.39 V/m; Power Drift = -0.02 dB

Peak SAR (extrapolated) = 0.726 W/kg

**SAR(1 g) = 0.417 W/kg; SAR(10 g) = 0.247 W/kg**

Maximum value of SAR (measured) = 0.446 W/kg



0 dB = 0.446 W/kg = -3.51 dBW/kg

**Test Plot 60#: LTE Band 4\_Body Back\_50%RB\_Middle**

**DUT: Smart phone; Type: ART 1 PRO; Serial: RSZ200707001-SA-S1;**

Communication System: Generic FDD-LTE; Frequency: 1732.5 MHz;Duty Cycle: 1:1  
 Medium parameters used:  $f = 1732.5$  MHz;  $\sigma = 1.344$  S/m;  $\epsilon_r = 40.751$ ;  $\rho = 1000$  kg/m<sup>3</sup> ;  
 Phantom section: Flat Section

DASY5 Configuration:

- Probe: EX3DV4 - SN7522; ConvF(8.21, 8.21, 8.21) @1732.5 MHz;
- Sensor-Surface: 4mm (Mechanical Surface Detection)
- Electronics: DAE4 SN1562;Calibrated: 3/3/2020
- Phantom: SAM-Twin V8.0 P1aP2a; Type: QD 000 P41 AA; Serial: 1962
- Measurement SW: DASY52, Version 52.10 (2) ;

**Area Scan (71x121x1):** Interpolated grid: dx=1.500 mm, dy=1.500 mm

Maximum value of SAR (interpolated) = 0.456 W/kg

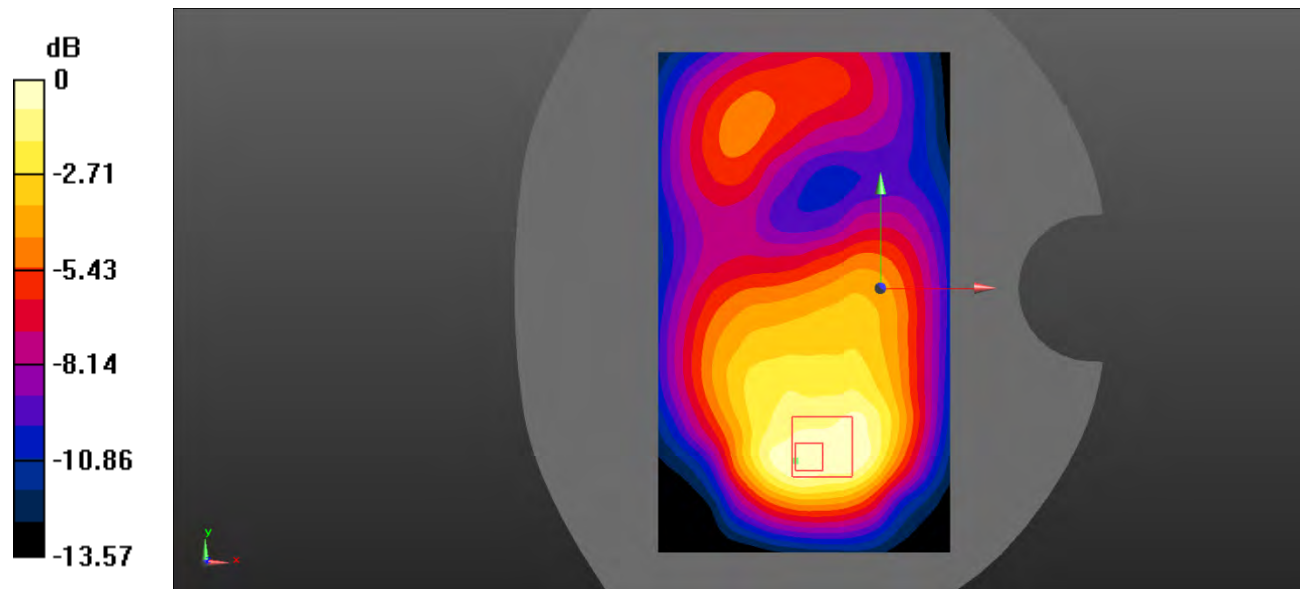
**Zoom Scan (6x6x7)/Cube 0:** Measurement grid: dx=8mm, dy=8mm, dz=5mm

Reference Value = 10.22 V/m; Power Drift = 0.03 dB

Peak SAR (extrapolated) = 0.684 W/kg

**SAR(1 g) = 0.398 W/kg; SAR(10 g) = 0.236 W/kg**

Maximum value of SAR (measured) = 0.424 W/kg



0 dB = 0.424 W/kg = -3.73 dBW/kg

**Test Plot 61#: LTE Band 4\_Body Left\_1RB\_Middle**

**DUT: Smart phone; Type: ART 1 PRO; Serial: RSZ200707001-SA-S1;**

Communication System: Generic FDD-LTE; Frequency: 1732.5 MHz;Duty Cycle: 1:1  
 Medium parameters used:  $f = 1732.5$  MHz;  $\sigma = 1.344$  S/m;  $\epsilon_r = 40.751$ ;  $\rho = 1000$  kg/m<sup>3</sup> ;  
 Phantom section: Flat Section

DASY5 Configuration:

- Probe: EX3DV4 - SN7522; ConvF(8.21, 8.21, 8.21) @1732.5 MHz;
- Sensor-Surface: 4mm (Mechanical Surface Detection)
- Electronics: DAE4 SN1562;Calibrated: 3/3/2020
- Phantom: SAM-Twin V8.0 P1aP2a; Type: QD 000 P41 AA; Serial: 1962
- Measurement SW: DASY52, Version 52.10 (2) ;

**Area Scan (61x121x1):** Interpolated grid: dx=1.500 mm, dy=1.500 mm

Maximum value of SAR (interpolated) = 0.254 W/kg

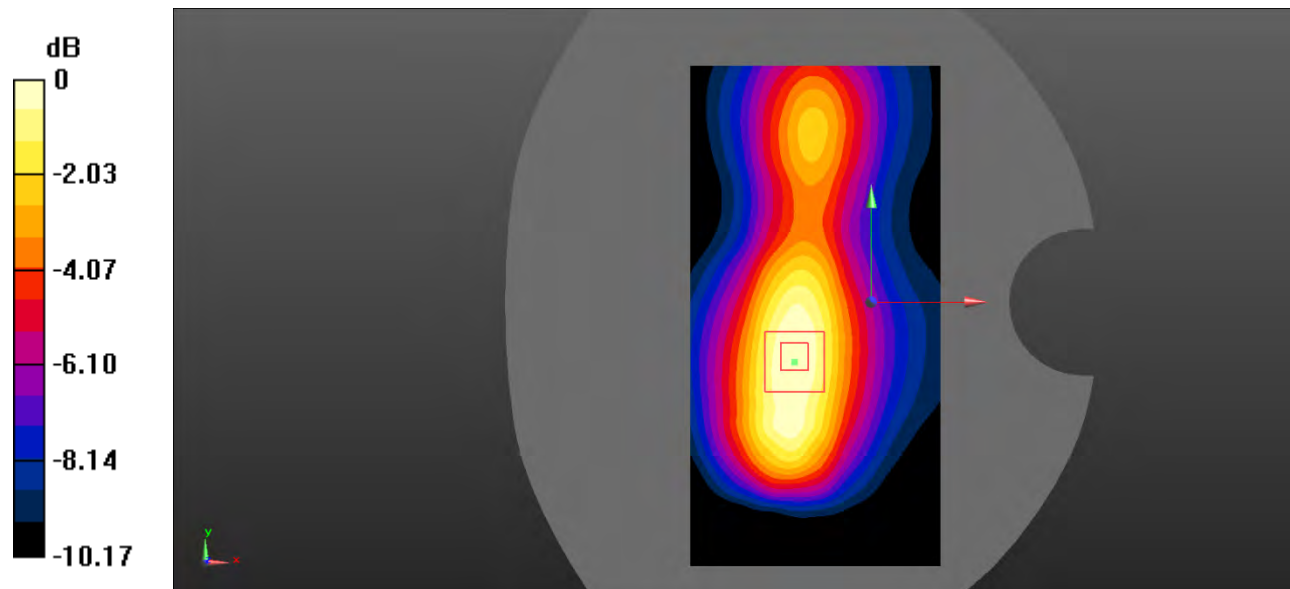
**Zoom Scan (5x5x7)/Cube 0:** Measurement grid: dx=8mm, dy=8mm, dz=5mm

Reference Value = 12.59 V/m; Power Drift = -0.08 dB

Peak SAR (extrapolated) = 0.357 W/kg

**SAR(1 g) = 0.236 W/kg; SAR(10 g) = 0.148 W/kg**

Maximum value of SAR (measured) = 0.249 W/kg



0 dB = 0.249 W/kg = -6.04 dBW/kg

**Test Plot 62#: LTE Band 4\_Body Left\_50%RB\_Middle**

**DUT: Smart phone; Type: ART 1 PRO; Serial: RSZ200707001-SA-S1;**

Communication System: Generic FDD-LTE; Frequency: 1732.5 MHz;Duty Cycle: 1:1  
 Medium parameters used:  $f = 1732.5 \text{ MHz}$ ;  $\sigma = 1.344 \text{ S/m}$ ;  $\epsilon_r = 40.751$ ;  $\rho = 1000 \text{ kg/m}^3$  ;  
 Phantom section: Flat Section

DASY5 Configuration:

- Probe: EX3DV4 - SN7522; ConvF(8.21, 8.21, 8.21) @1732.5 MHz;
- Sensor-Surface: 4mm (Mechanical Surface Detection)
- Electronics: DAE4 SN1562;Calibrated: 3/3/2020
- Phantom: SAM-Twin V8.0 P1aP2a; Type: QD 000 P41 AA; Serial: 1962
- Measurement SW: DASY52, Version 52.10 (2) ;

**Area Scan (61x121x1):** Interpolated grid:  $dx=1.500 \text{ mm}$ ,  $dy=1.500 \text{ mm}$

Maximum value of SAR (interpolated) = 0.240 W/kg

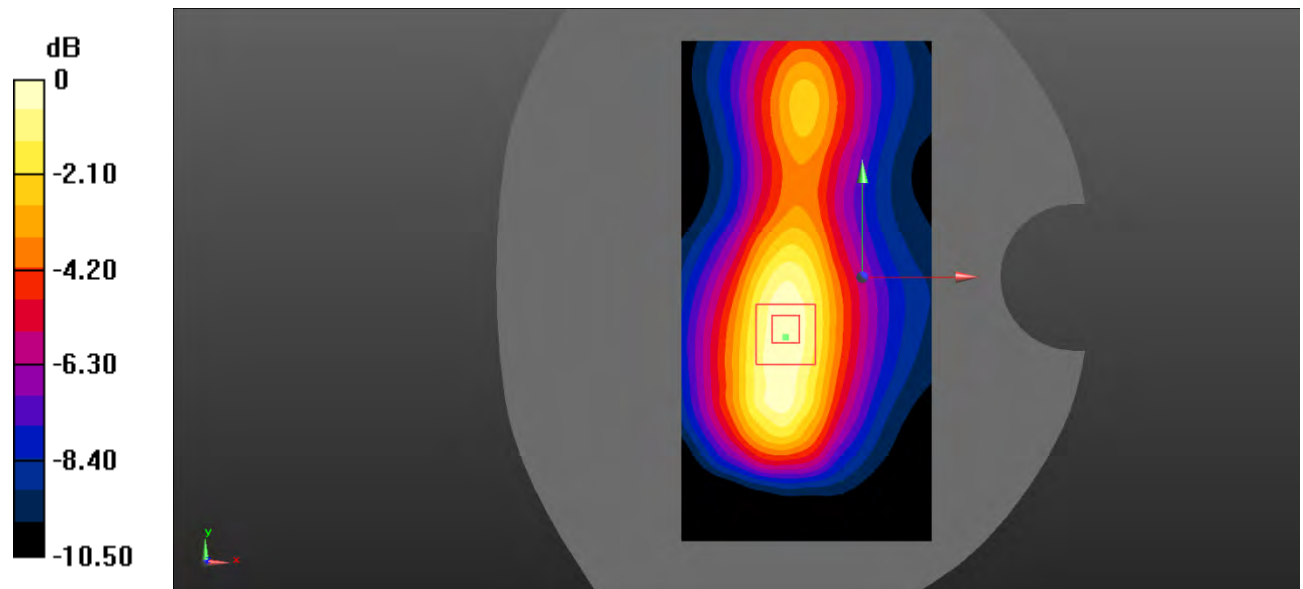
**Zoom Scan (5x5x7)/Cube 0:** Measurement grid:  $dx=8\text{mm}$ ,  $dy=8\text{mm}$ ,  $dz=5\text{mm}$

Reference Value = 12.53 V/m; Power Drift = -0.08 dB

Peak SAR (extrapolated) = 0.351 W/kg

**SAR(1 g) = 0.230 W/kg; SAR(10 g) = 0.144 W/kg**

Maximum value of SAR (measured) = 0.244 W/kg



0 dB = 0.244 W/kg = -6.13 dBW/kg

**Test Plot 63#: LTE Band 4\_Body Right\_1RB\_Middle**

**DUT: Smart phone; Type: ART 1 PRO; Serial: RSZ200707001-SA-S1;**

Communication System: Generic FDD-LTE; Frequency: 1732.5 MHz;Duty Cycle: 1:1  
 Medium parameters used:  $f = 1732.5 \text{ MHz}$ ;  $\sigma = 1.344 \text{ S/m}$ ;  $\epsilon_r = 40.751$ ;  $\rho = 1000 \text{ kg/m}^3$  ;  
 Phantom section: Flat Section

DASY5 Configuration:

- Probe: EX3DV4 - SN7522; ConvF(8.21, 8.21, 8.21) @1732.5 MHz;
- Sensor-Surface: 4mm (Mechanical Surface Detection)
- Electronics: DAE4 SN1562;Calibrated: 3/3/2020
- Phantom: SAM-Twin V8.0 P1aP2a; Type: QD 000 P41 AA; Serial: 1962
- Measurement SW: DASY52, Version 52.10 (2) ;

**Area Scan (61x111x1):** Interpolated grid:  $dx=1.500 \text{ mm}$ ,  $dy=1.500 \text{ mm}$

Maximum value of SAR (interpolated) = 0.113 W/kg

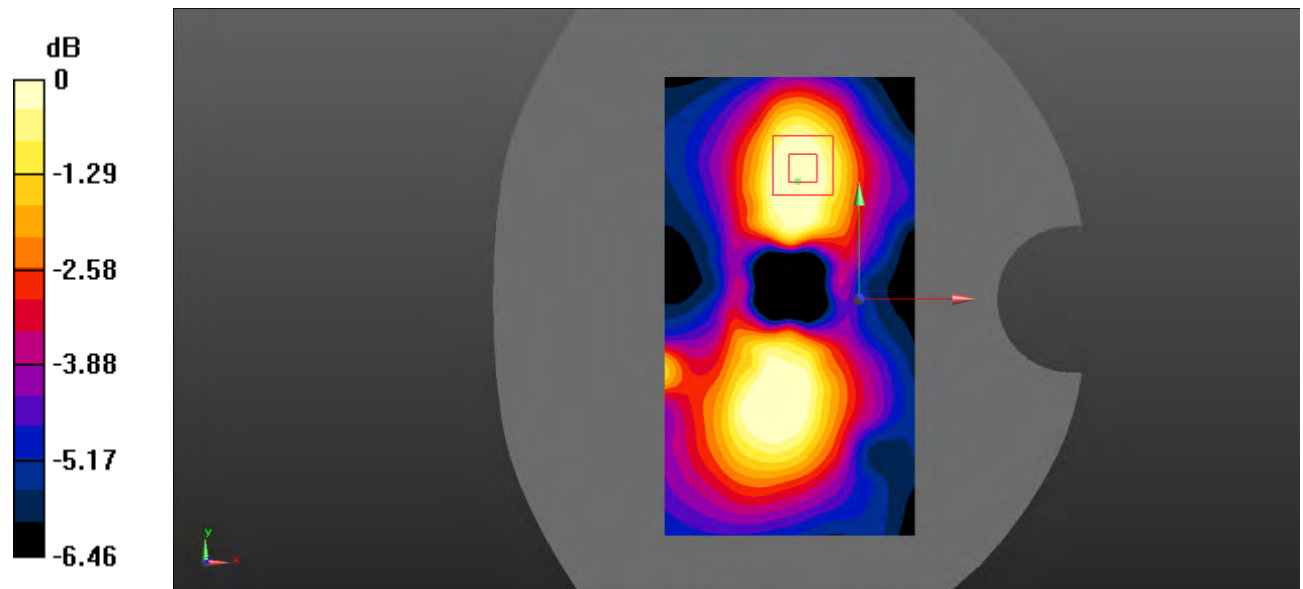
**Zoom Scan (5x5x7)/Cube 0:** Measurement grid:  $dx=8\text{mm}$ ,  $dy=8\text{mm}$ ,  $dz=5\text{mm}$

Reference Value = 5.494 V/m; Power Drift = 0.01 dB

Peak SAR (extrapolated) = 0.185 W/kg

**SAR(1 g) = 0.097 W/kg; SAR(10 g) = 0.067 W/kg**

Maximum value of SAR (measured) = 0.0978 W/kg



0 dB = 0.0978 W/kg = -10.10 dBW/kg

**Test Plot 64#: LTE Band 4\_Body Right\_50%RB\_Middle**

**DUT: Smart phone; Type: ART 1 PRO; Serial: RSZ200707001-SA-S1;**

Communication System: Generic FDD-LTE; Frequency: 1732.5 MHz;Duty Cycle: 1:1  
 Medium parameters used:  $f = 1732.5 \text{ MHz}$ ;  $\sigma = 1.344 \text{ S/m}$ ;  $\epsilon_r = 40.751$ ;  $\rho = 1000 \text{ kg/m}^3$  ;  
 Phantom section: Flat Section

DASY5 Configuration:

- Probe: EX3DV4 - SN7522; ConvF(8.21, 8.21, 8.21) @1732.5 MHz;
- Sensor-Surface: 4mm (Mechanical Surface Detection)
- Electronics: DAE4 SN1562;Calibrated: 3/3/2020
- Phantom: SAM-Twin V8.0 P1aP2a; Type: QD 000 P41 AA; Serial: 1962
- Measurement SW: DASY52, Version 52.10 (2) ;

**Area Scan (71x91x1):** Interpolated grid:  $dx=1.500 \text{ mm}$ ,  $dy=1.500 \text{ mm}$

Maximum value of SAR (interpolated) = 0.102 W/kg


**Zoom Scan (5x5x7)/Cube 0:** Measurement grid:  $dx=8\text{mm}$ ,  $dy=8\text{mm}$ ,  $dz=5\text{mm}$

Reference Value = 5.127 V/m; Power Drift = 0.05 dB

Peak SAR (extrapolated) = 0.129 W/kg

**SAR(1 g) = 0.091 W/kg; SAR(10 g) = 0.063 W/kg**

Maximum value of SAR (measured) = 0.0932 W/kg



0 dB = 0.0932 W/kg = -10.31 dBW/kg



**Test Plot 65#: LTE Band 4\_Body Bottom\_1RB\_Middle**

**DUT: Smart phone; Type: ART 1 PRO; Serial: RSZ200707001-SA-S1;**

Communication System: Generic FDD-LTE; Frequency: 1732.5 MHz;Duty Cycle: 1:1  
 Medium parameters used:  $f = 1732.5$  MHz;  $\sigma = 1.344$  S/m;  $\epsilon_r = 40.751$ ;  $\rho = 1000$  kg/m<sup>3</sup> ;  
 Phantom section: Flat Section

DASY5 Configuration:

- Probe: EX3DV4 - SN7522; ConvF(8.21, 8.21, 8.21) @1732.5 MHz;
- Sensor-Surface: 4mm (Mechanical Surface Detection)
- Electronics: DAE4 SN1562;Calibrated: 3/3/2020
- Phantom: SAM-Twin V8.0 P1aP2a; Type: QD 000 P41 AA; Serial: 1962
- Measurement SW: DASY52, Version 52.10 (2) ;

**Area Scan (71x91x1):** Interpolated grid: dx=1.500 mm, dy=1.500 mm

Maximum value of SAR (interpolated) = 0.310 W/kg

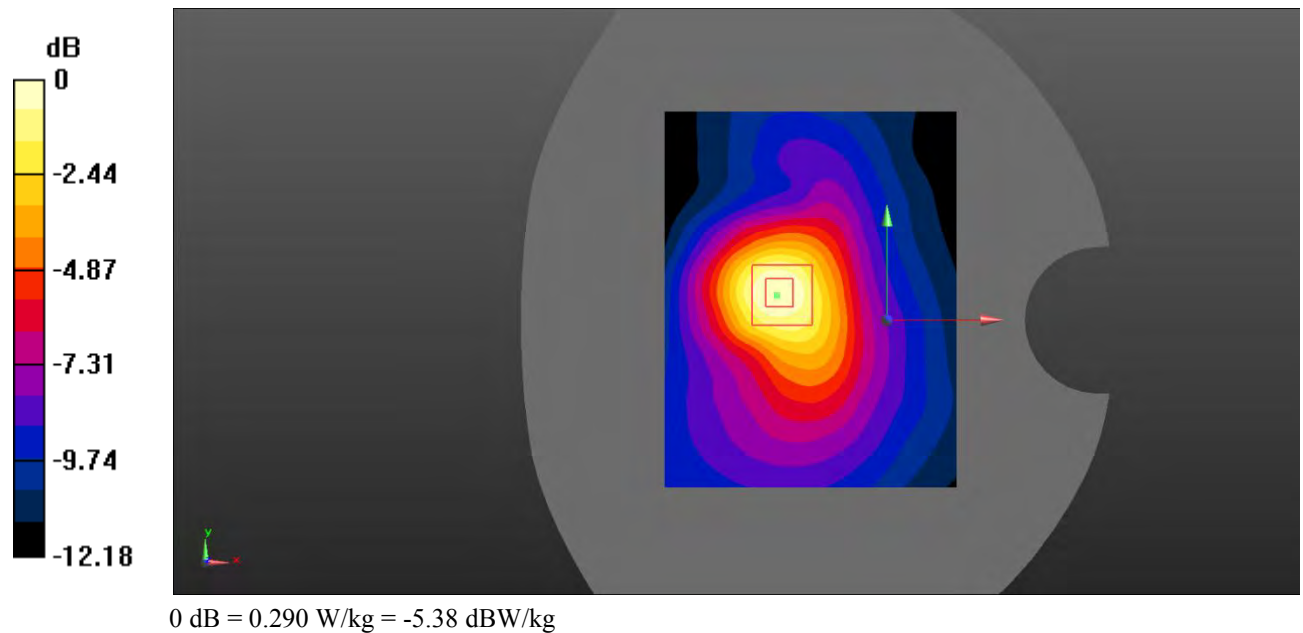
**Zoom Scan (5x5x7)/Cube 0:** Measurement grid: dx=8mm, dy=8mm, dz=5mm

Reference Value = 11.57 V/m; Power Drift = 0.02 dB

Peak SAR (extrapolated) = 0.461 W/kg

**SAR(1 g) = 0.271 W/kg; SAR(10 g) = 0.153 W/kg**

Maximum value of SAR (measured) = 0.290 W/kg



**Test Plot 66#: LTE Band 4\_Body Bottom\_50%RB\_Middle**

**DUT: Smart phone; Type: ART 1 PRO; Serial: RSZ200707001-SA-S1;**

Communication System: Generic FDD-LTE; Frequency: 1732.5 MHz;Duty Cycle: 1:1  
 Medium parameters used:  $f = 1732.5 \text{ MHz}$ ;  $\sigma = 1.344 \text{ S/m}$ ;  $\epsilon_r = 40.751$ ;  $\rho = 1000 \text{ kg/m}^3$  ;  
 Phantom section: Flat Section

DASY5 Configuration:

- Probe: EX3DV4 - SN7522; ConvF(8.21, 8.21, 8.21) @1732.5 MHz;
- Sensor-Surface: 4mm (Mechanical Surface Detection)
- Electronics: DAE4 SN1562;Calibrated: 3/3/2020
- Phantom: SAM-Twin V8.0 P1aP2a; Type: QD 000 P41 AA; Serial: 1962
- Measurement SW: DASY52, Version 52.10 (2) ;

**Area Scan (71x91x1):** Interpolated grid:  $dx=1.500 \text{ mm}$ ,  $dy=1.500 \text{ mm}$

Maximum value of SAR (interpolated) = 0.303 W/kg

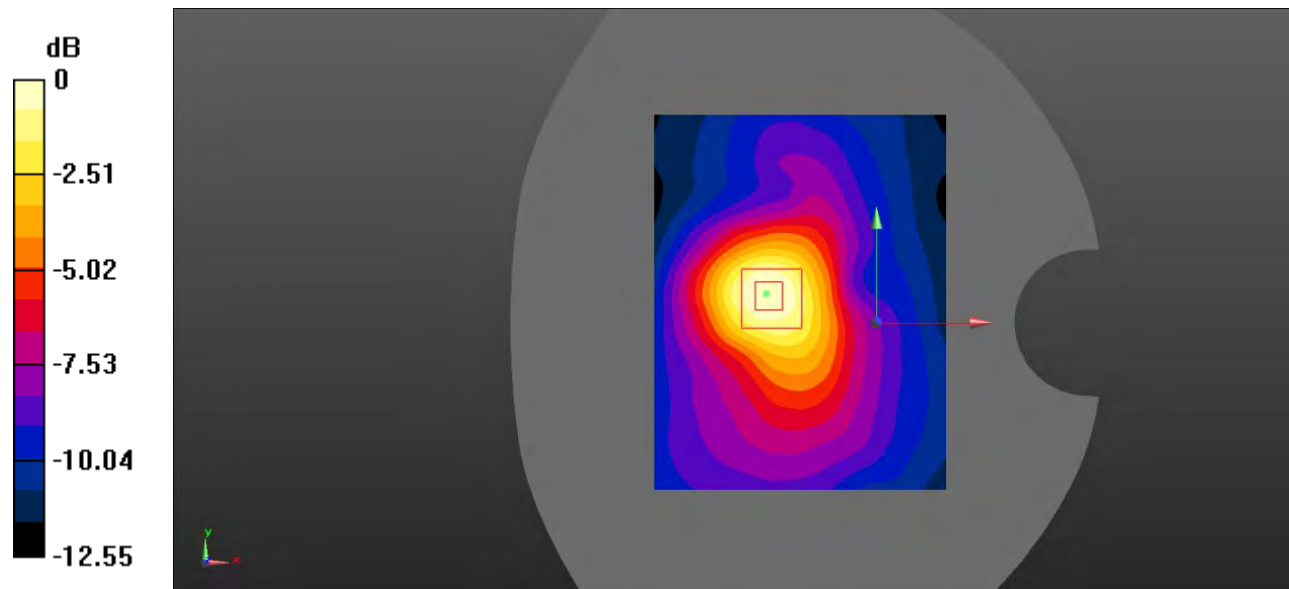
**Zoom Scan (5x5x7)/Cube 0:** Measurement grid:  $dx=8\text{mm}$ ,  $dy=8\text{mm}$ ,  $dz=5\text{mm}$

Reference Value = 11.05 V/m; Power Drift = 0.04 dB

Peak SAR (extrapolated) = 0.449 W/kg

**SAR(1 g) = 0.262 W/kg; SAR(10 g) = 0.150 W/kg**

Maximum value of SAR (measured) = 0.278 W/kg



0 dB = 0.278 W/kg = -5.56 dBW/kg

**Test Plot 67#: LTE Band 7\_Head Left Cheek\_1RB\_Middle**

**DUT: Smart phone; Type: ART 1 PRO; Serial: RSZ200707001-SA-S1;**

Communication System: Generic FDD-LTE; Frequency: 2535 MHz; Duty Cycle: 1:1  
 Medium parameters used:  $f = 2535 \text{ MHz}$ ;  $\sigma = 1.928 \text{ S/m}$ ;  $\epsilon_r = 38.298$ ;  $\rho = 1000 \text{ kg/m}^3$  ;  
 Phantom section: Left Section

DASY5 Configuration:

- Probe: EX3DV4 - SN7522; ConvF(7.15, 7.15, 7.15) @2535 MHz;
- Sensor-Surface: 4mm (Mechanical Surface Detection)
- Electronics: DAE4 SN1562; Calibrated: 3/3/2020
- Phantom: SAM-Twin V8.0 P1aP2a; Type: QD 000 P41 AA; Serial: 1962
- Measurement SW: DASY52, Version 52.10 (2) ;

**Area Scan (101x121x1):** Interpolated grid:  $dx=1.000 \text{ mm}$ ,  $dy=1.000 \text{ mm}$

Maximum value of SAR (interpolated) = 0.156 W/kg

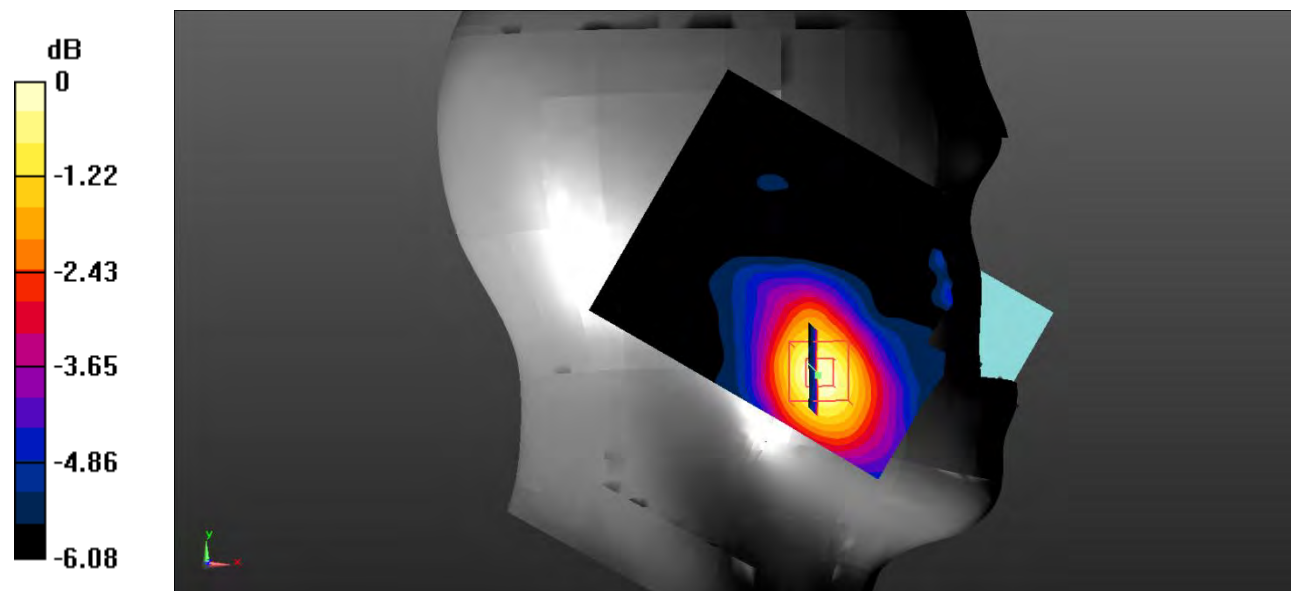
**Zoom Scan (7x7x7)/Cube 0:** Measurement grid:  $dx=5\text{mm}$ ,  $dy=5\text{mm}$ ,  $dz=5\text{mm}$

Reference Value = 4.453 V/m; Power Drift = 0.11 dB

Peak SAR (extrapolated) = 0.235 W/kg

**SAR(1 g) = 0.142 W/kg; SAR(10 g) = 0.090 W/kg**

Maximum value of SAR (measured) = 0.154 W/kg



0 dB = 0.154 W/kg = -8.12 dBW/kg

**Test Plot 68#: LTE Band 7\_Head Left Cheek\_50%RB\_Middle**

**DUT: Smart phone; Type: ART 1 PRO; Serial: RSZ200707001-SA-S1;**

Communication System: Generic FDD-LTE; Frequency: 2535 MHz;Duty Cycle: 1:1  
 Medium parameters used:  $f = 2535 \text{ MHz}$ ;  $\sigma = 1.928 \text{ S/m}$ ;  $\epsilon_r = 38.298$ ;  $\rho = 1000 \text{ kg/m}^3$  ;  
 Phantom section: Left Section

DASY5 Configuration:

- Probe: EX3DV4 - SN7522; ConvF(7.15, 7.15, 7.15) @2535 MHz;
- Sensor-Surface: 4mm (Mechanical Surface Detection)
- Electronics: DAE4 SN1562;Calibrated: 3/3/2020
- Phantom: SAM-Twin V8.0 P1aP2a; Type: QD 000 P41 AA; Serial: 1962
- Measurement SW: DASY52, Version 52.10 (2) ;

**Area Scan (101x121x1):** Interpolated grid:  $dx=1.000 \text{ mm}$ ,  $dy=1.000 \text{ mm}$

Maximum value of SAR (interpolated) = 0.140 W/kg

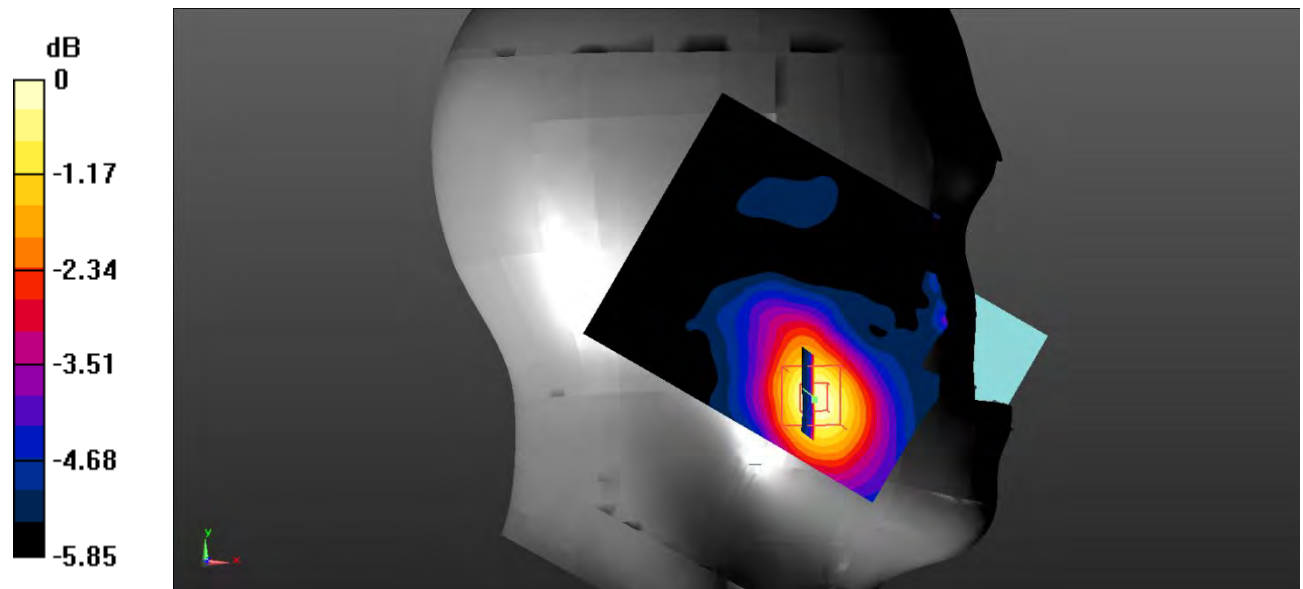
**Zoom Scan (7x7x7)/Cube 0:** Measurement grid:  $dx=5\text{mm}$ ,  $dy=5\text{mm}$ ,  $dz=5\text{mm}$

Reference Value = 4.295 V/m; Power Drift = 0.15 dB

Peak SAR (extrapolated) = 0.236 W/kg

**SAR(1 g) = 0.131 W/kg; SAR(10 g) = 0.083 W/kg**

Maximum value of SAR (measured) = 0.142 W/kg



0 dB = 0.142 W/kg = -8.48 dBW/kg

**Test Plot 69#: LTE Band 7\_Head Left Tilt\_1RB\_Middle**

**DUT: Smart phone; Type: ART 1 PRO; Serial: RSZ200707001-SA-S1;**

Communication System: Generic FDD-LTE; Frequency: 2535 MHz; Duty Cycle: 1:1  
 Medium parameters used:  $f = 2535 \text{ MHz}$ ;  $\sigma = 1.928 \text{ S/m}$ ;  $\epsilon_r = 38.298$ ;  $\rho = 1000 \text{ kg/m}^3$  ;  
 Phantom section: Left Section

DASY5 Configuration:

- Probe: EX3DV4 - SN7522; ConvF(7.15, 7.15, 7.15) @2535 MHz;
- Sensor-Surface: 4mm (Mechanical Surface Detection)
- Electronics: DAE4 SN1562; Calibrated: 3/3/2020
- Phantom: SAM-Twin V8.0 P1aP2a; Type: QD 000 P41 AA; Serial: 1962
- Measurement SW: DASY52, Version 52.10 (2) ;

**Area Scan (101x121x1):** Interpolated grid:  $dx=1.000 \text{ mm}$ ,  $dy=1.000 \text{ mm}$

Maximum value of SAR (interpolated) = 0.0721 W/kg

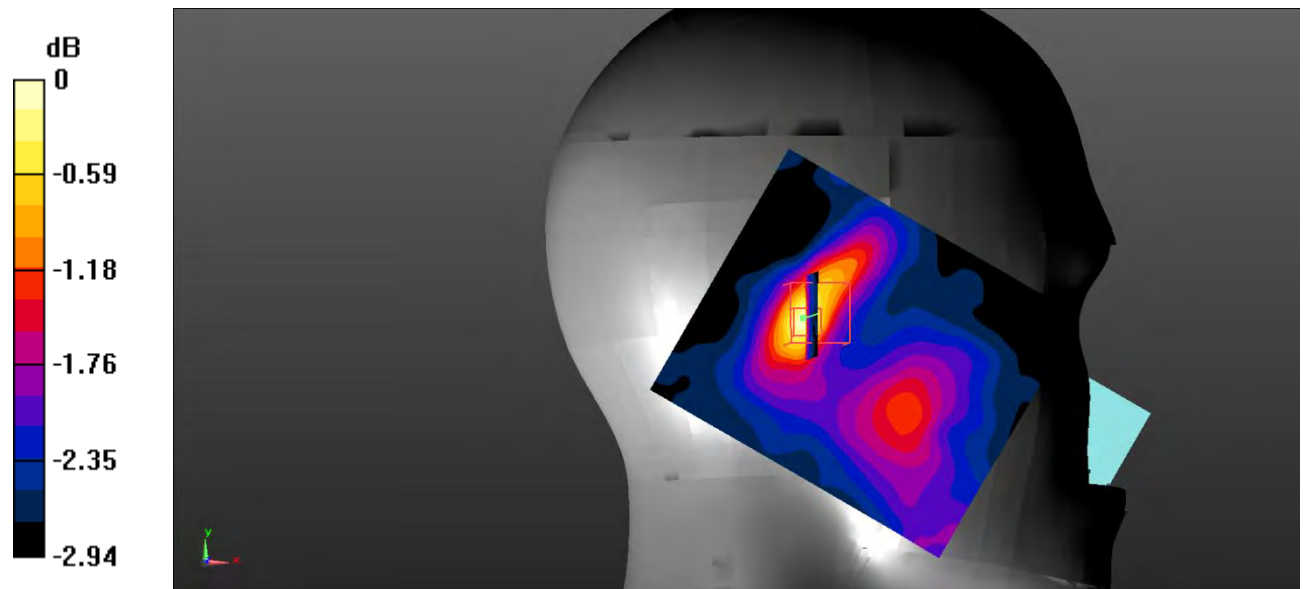
**Zoom Scan (7x7x7)/Cube 0:** Measurement grid:  $dx=5\text{mm}$ ,  $dy=5\text{mm}$ ,  $dz=5\text{mm}$

Reference Value = 5.903 V/m; Power Drift = 0.08 dB

Peak SAR (extrapolated) = 0.105 W/kg

**SAR(1 g) = 0.069 W/kg; SAR(10 g) = 0.052 W/kg**

Maximum value of SAR (measured) = 0.0736 W/kg



0 dB = 0.0736 W/kg = -11.33 dBW/kg

**Test Plot 70#: LTE Band 7\_Head Left Tilt\_50%RB\_Middle**

**DUT: Smart phone; Type: ART 1 PRO; Serial: RSZ200707001-SA-S1;**

Communication System: Generic FDD-LTE; Frequency: 2535 MHz; Duty Cycle: 1:1  
 Medium parameters used:  $f = 2535 \text{ MHz}$ ;  $\sigma = 1.928 \text{ S/m}$ ;  $\epsilon_r = 38.298$ ;  $\rho = 1000 \text{ kg/m}^3$  ;  
 Phantom section: Left Section

DASY5 Configuration:

- Probe: EX3DV4 - SN7522; ConvF(7.15, 7.15, 7.15) @2535 MHz;
- Sensor-Surface: 4mm (Mechanical Surface Detection)
- Electronics: DAE4 SN1562; Calibrated: 3/3/2020
- Phantom: SAM-Twin V8.0 P1aP2a; Type: QD 000 P41 AA; Serial: 1962
- Measurement SW: DASY52, Version 52.10 (2) ;

**Area Scan (101x121x1):** Interpolated grid:  $dx=1.000 \text{ mm}$ ,  $dy=1.000 \text{ mm}$

Maximum value of SAR (interpolated) = 0.0665 W/kg

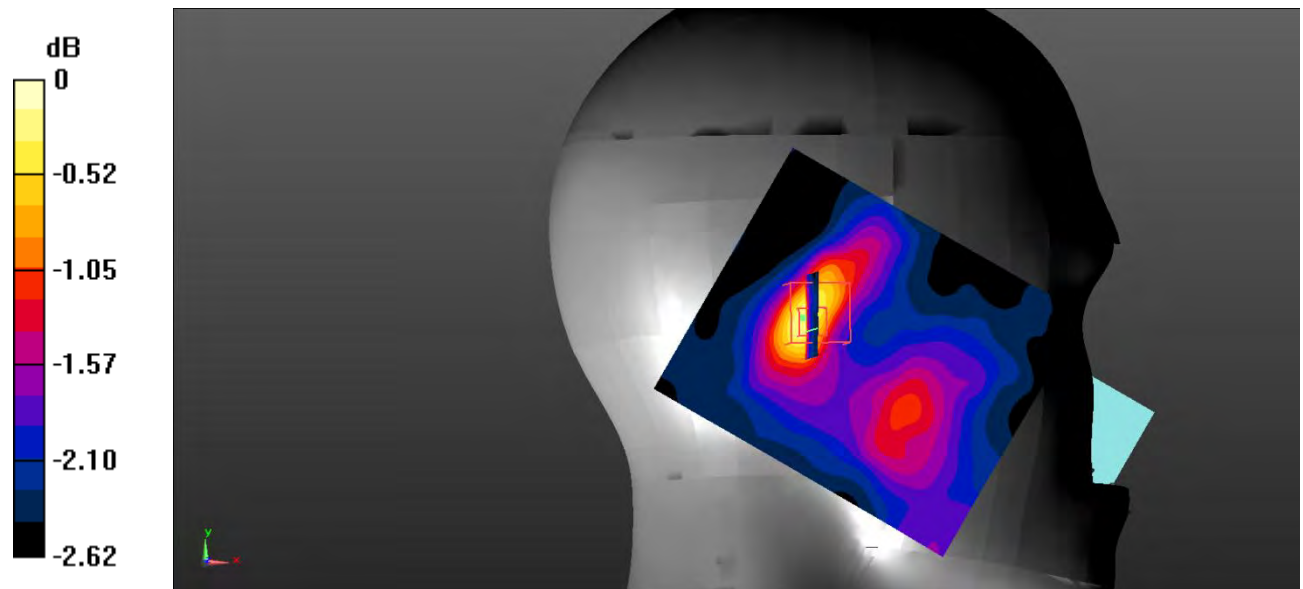
**Zoom Scan (7x7x7)/Cube 0:** Measurement grid:  $dx=5\text{mm}$ ,  $dy=5\text{mm}$ ,  $dz=5\text{mm}$

Reference Value = 5.543 V/m; Power Drift = 0.10 dB

Peak SAR (extrapolated) = 0.174 W/kg

**SAR(1 g) = 0.069 W/kg; SAR(10 g) = 0.051 W/kg**

Maximum value of SAR (measured) = 0.0692 W/kg



0 dB = 0.0692 W/kg = -11.60 dBW/kg

**Test Plot 71#: LTE Band 7\_Head Right Cheek\_1RB\_Middle**

**DUT: Smart phone; Type: ART 1 PRO; Serial: RSZ200707001-SA-S1;**

Communication System: Generic FDD-LTE; Frequency: 2535 MHz;Duty Cycle: 1:1  
 Medium parameters used:  $f = 2535 \text{ MHz}$ ;  $\sigma = 1.928 \text{ S/m}$ ;  $\epsilon_r = 38.298$ ;  $\rho = 1000 \text{ kg/m}^3$  ;  
 Phantom section: Right Section

DASY5 Configuration:

- Probe: EX3DV4 - SN7522; ConvF(7.15, 7.15, 7.15) @2535 MHz;
- Sensor-Surface: 4mm (Mechanical Surface Detection)
- Electronics: DAE4 SN1562;Calibrated: 3/3/2020
- Phantom: SAM-Twin V8.0 P1aP2a; Type: QD 000 P41 AA; Serial: 1962
- Measurement SW: DASY52, Version 52.10 (2) ;

**Area Scan (101x121x1):** Interpolated grid:  $dx=1.000 \text{ mm}$ ,  $dy=1.000 \text{ mm}$

Maximum value of SAR (interpolated) = 0.0998 W/kg

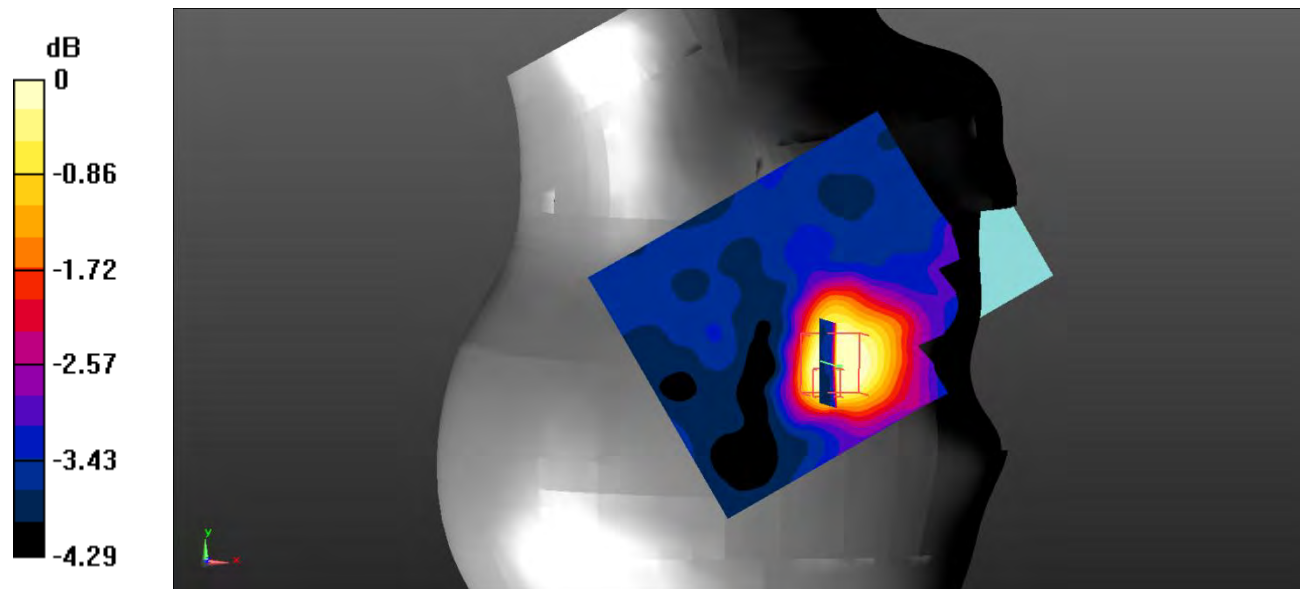
**Zoom Scan (7x7x7)/Cube 0:** Measurement grid:  $dx=5\text{mm}$ ,  $dy=5\text{mm}$ ,  $dz=5\text{mm}$

Reference Value = 3.932 V/m; Power Drift = 0.09 dB

Peak SAR (extrapolated) = 0.349 W/kg

**SAR(1 g) = 0.085 W/kg; SAR(10 g) = 0.061 W/kg**

Maximum value of SAR (measured) = 0.0905 W/kg



0 dB = 0.0905 W/kg = -10.43 dBW/kg

**Test Plot 72#: LTE Band 7\_Head Right Cheek\_50%RB\_Middle**

**DUT: Smart phone; Type: ART 1 PRO; Serial: RSZ200707001-SA-S1;**

Communication System: Generic FDD-LTE; Frequency: 2535 MHz;Duty Cycle: 1:1  
 Medium parameters used:  $f = 2535 \text{ MHz}$ ;  $\sigma = 1.928 \text{ S/m}$ ;  $\epsilon_r = 38.298$ ;  $\rho = 1000 \text{ kg/m}^3$  ;  
 Phantom section: Right Section

DASY5 Configuration:

- Probe: EX3DV4 - SN7522; ConvF(7.15, 7.15, 7.15) @2535 MHz;
- Sensor-Surface: 4mm (Mechanical Surface Detection)
- Electronics: DAE4 SN1562;Calibrated: 3/3/2020
- Phantom: SAM-Twin V8.0 P1aP2a; Type: QD 000 P41 AA; Serial: 1962
- Measurement SW: DASY52, Version 52.10 (2) ;

**Area Scan (101x121x1):** Interpolated grid:  $dx=1.000 \text{ mm}$ ,  $dy=1.000 \text{ mm}$

Maximum value of SAR (interpolated) = 0.0908 W/kg

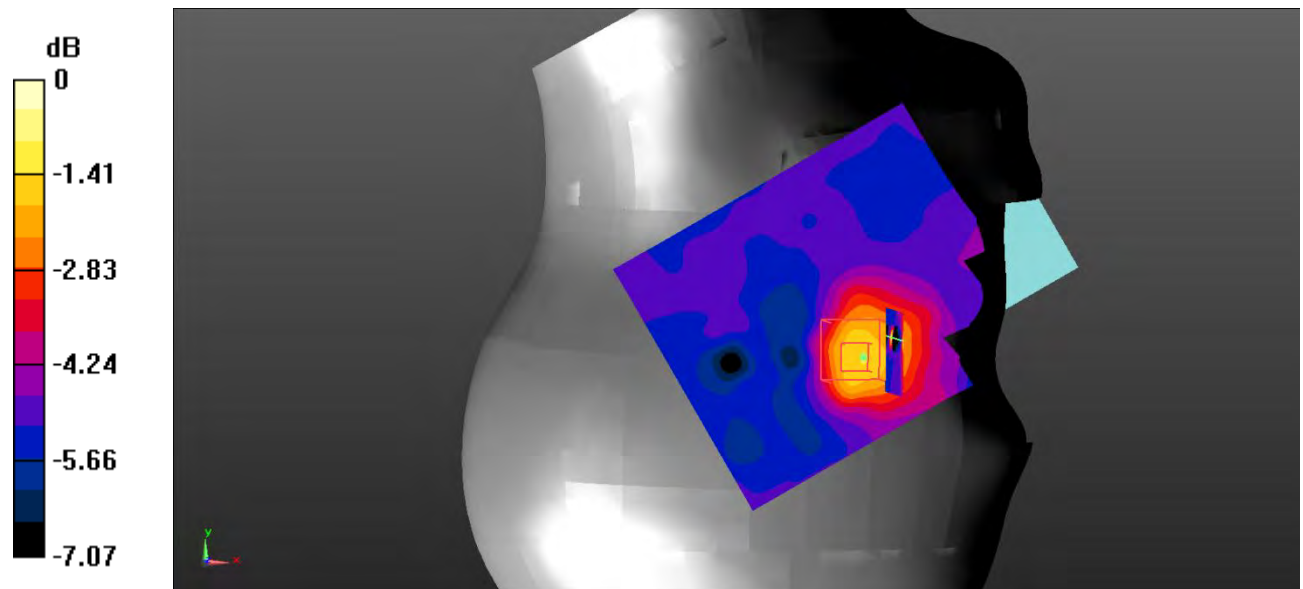
**Zoom Scan (7x7x7)/Cube 0:** Measurement grid:  $dx=5\text{mm}$ ,  $dy=5\text{mm}$ ,  $dz=5\text{mm}$

Reference Value = 4.173 V/m; Power Drift = 0.12 dB

Peak SAR (extrapolated) = 0.136 W/kg

**SAR(1 g) = 0.080 W/kg; SAR(10 g) = 0.057 W/kg**

Maximum value of SAR (measured) = 0.125 W/kg



0 dB = 0.125 W/kg = -9.03 dBW/kg



**Test Plot 73#: LTE Band 7\_Head Right Tilt\_1RB\_Middle**

**DUT: Smart phone; Type: ART 1 PRO; Serial: RSZ200707001-SA-S1;**

Communication System: Generic FDD-LTE; Frequency: 2535 MHz;Duty Cycle: 1:1  
 Medium parameters used:  $f = 2535 \text{ MHz}$ ;  $\sigma = 1.928 \text{ S/m}$ ;  $\epsilon_r = 38.298$ ;  $\rho = 1000 \text{ kg/m}^3$  ;  
 Phantom section: Right Section

DASY5 Configuration:

- Probe: EX3DV4 - SN7522; ConvF(7.15, 7.15, 7.15) @2535 MHz;
- Sensor-Surface: 4mm (Mechanical Surface Detection)
- Electronics: DAE4 SN1562;Calibrated: 3/3/2020
- Phantom: SAM-Twin V8.0 P1aP2a; Type: QD 000 P41 AA; Serial: 1962
- Measurement SW: DASY52, Version 52.10 (2) ;

**Area Scan (101x121x1):** Interpolated grid:  $dx=1.000 \text{ mm}$ ,  $dy=1.000 \text{ mm}$

Maximum value of SAR (interpolated) = 0.0831 W/kg

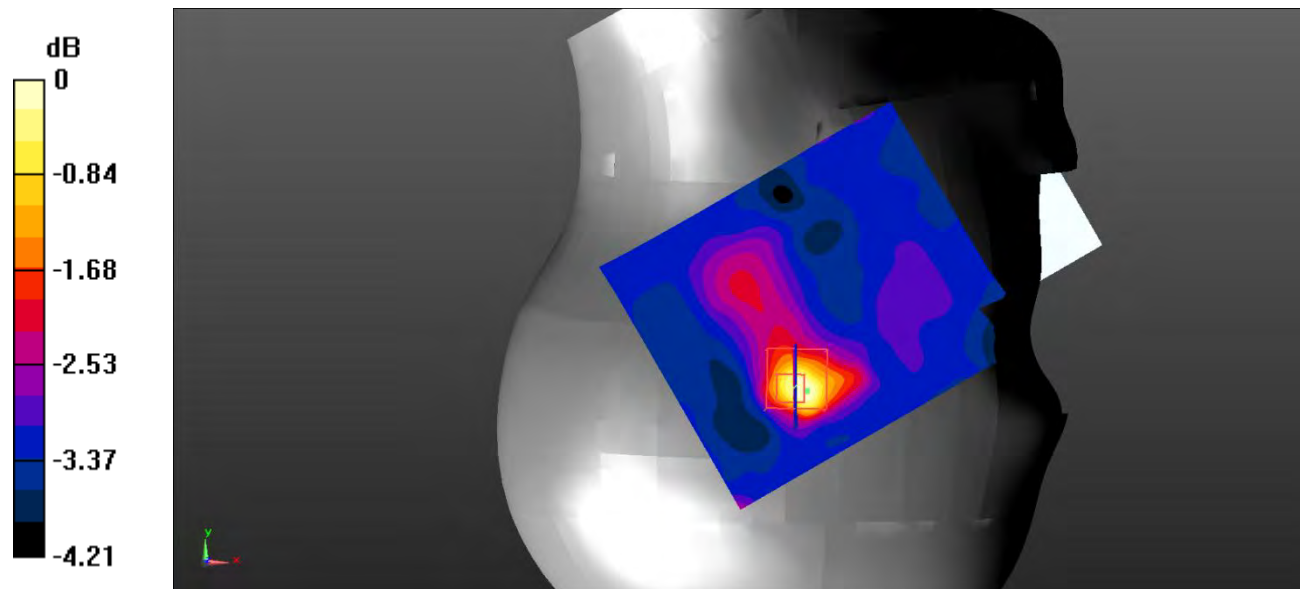
**Zoom Scan (7x7x7)/Cube 0:** Measurement grid:  $dx=5\text{mm}$ ,  $dy=5\text{mm}$ ,  $dz=5\text{mm}$

Reference Value = 4.901 V/m; Power Drift = 0.07 dB

Peak SAR (extrapolated) = 0.128 W/kg

**SAR(1 g) = 0.076 W/kg; SAR(10 g) = 0.052 W/kg**

Maximum value of SAR (measured) = 0.0822 W/kg



0 dB = 0.0822 W/kg = -10.85 dBW/kg

**Test Plot 74#: LTE Band 7\_Head Right Tilt\_50%RB\_Middle**

**DUT: Smart phone; Type: ART 1 PRO; Serial: RSZ200707001-SA-S1;**

Communication System: Generic FDD-LTE; Frequency: 2535 MHz;Duty Cycle: 1:1  
 Medium parameters used:  $f = 2535 \text{ MHz}$ ;  $\sigma = 1.928 \text{ S/m}$ ;  $\epsilon_r = 38.298$ ;  $\rho = 1000 \text{ kg/m}^3$  ;  
 Phantom section: Right Section

DASY5 Configuration:

- Probe: EX3DV4 - SN7522; ConvF(7.15, 7.15, 7.15) @2535 MHz;
- Sensor-Surface: 4mm (Mechanical Surface Detection)
- Electronics: DAE4 SN1562;Calibrated: 3/3/2020
- Phantom: SAM-Twin V8.0 P1aP2a; Type: QD 000 P41 AA; Serial: 1962
- Measurement SW: DASY52, Version 52.10 (2) ;

**Area Scan (101x121x1):** Interpolated grid:  $dx=1.000 \text{ mm}$ ,  $dy=1.000 \text{ mm}$

Maximum value of SAR (interpolated) = 0.0770 W/kg

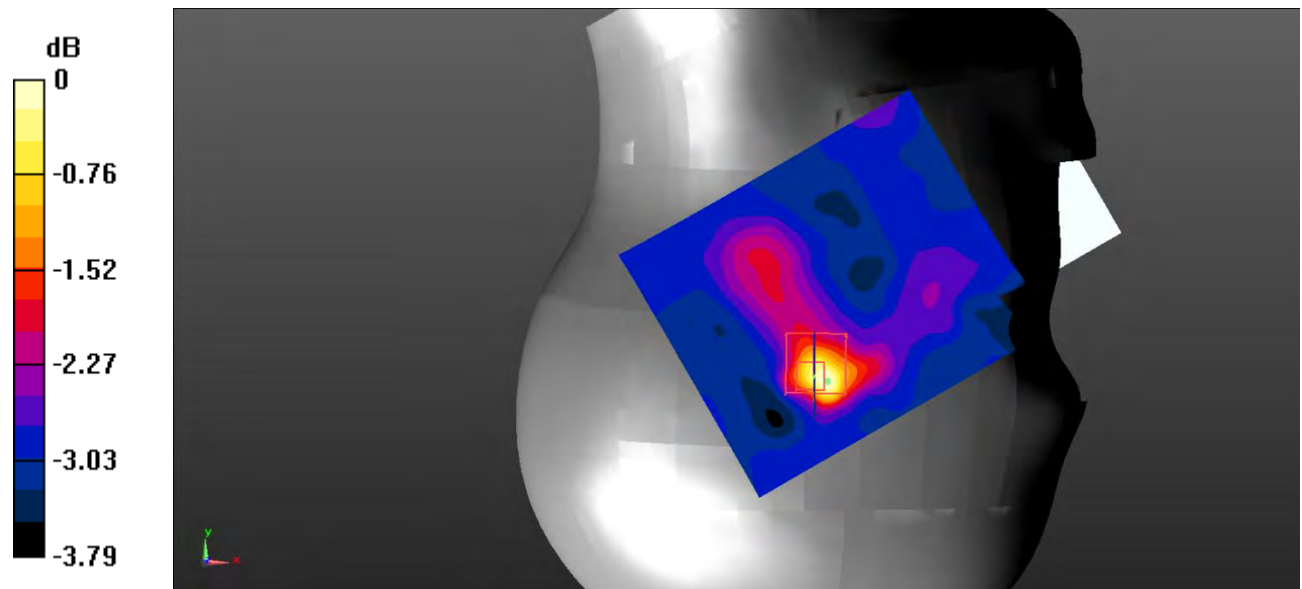
**Zoom Scan (7x7x7)/Cube 0:** Measurement grid:  $dx=5\text{mm}$ ,  $dy=5\text{mm}$ ,  $dz=5\text{mm}$

Reference Value = 4.651 V/m; Power Drift = 0.18 dB

Peak SAR (extrapolated) = 0.118 W/kg

**SAR(1 g) = 0.070 W/kg; SAR(10 g) = 0.049 W/kg**

Maximum value of SAR (measured) = 0.0764 W/kg



0 dB = 0.0764 W/kg = -11.17 dBW/kg

**Test Plot 75#: LTE Band 7\_Body Back\_1RB\_Low**

**DUT: Smart phone; Type: ART 1 PRO; Serial: RSZ200707001-SA-S1;**

Communication System: Generic FDD-LTE; Frequency: 2510 MHz;Duty Cycle: 1:1  
 Medium parameters used:  $f = 2510 \text{ MHz}$ ;  $\sigma = 1.903 \text{ S/m}$ ;  $\epsilon_r = 38.791$ ;  $\rho = 1000 \text{ kg/m}^3$  ;  
 Phantom section: Flat Section

DASY5 Configuration:

- Probe: EX3DV4 - SN7522; ConvF(7.15, 7.15, 7.15) @2510 MHz;
- Sensor-Surface: 4mm (Mechanical Surface Detection)
- Electronics: DAE4 SN1562;Calibrated: 3/3/2020
- Phantom: SAM-Twin V8.0 P1aP2a; Type: QD 000 P41 AA; Serial: 1962
- Measurement SW: DASY52, Version 52.10 (2) ;

**Area Scan (91x151x1):** Interpolated grid:  $dx=1.000 \text{ mm}$ ,  $dy=1.000 \text{ mm}$

Maximum value of SAR (interpolated) =  $0.754 \text{ W/kg}$

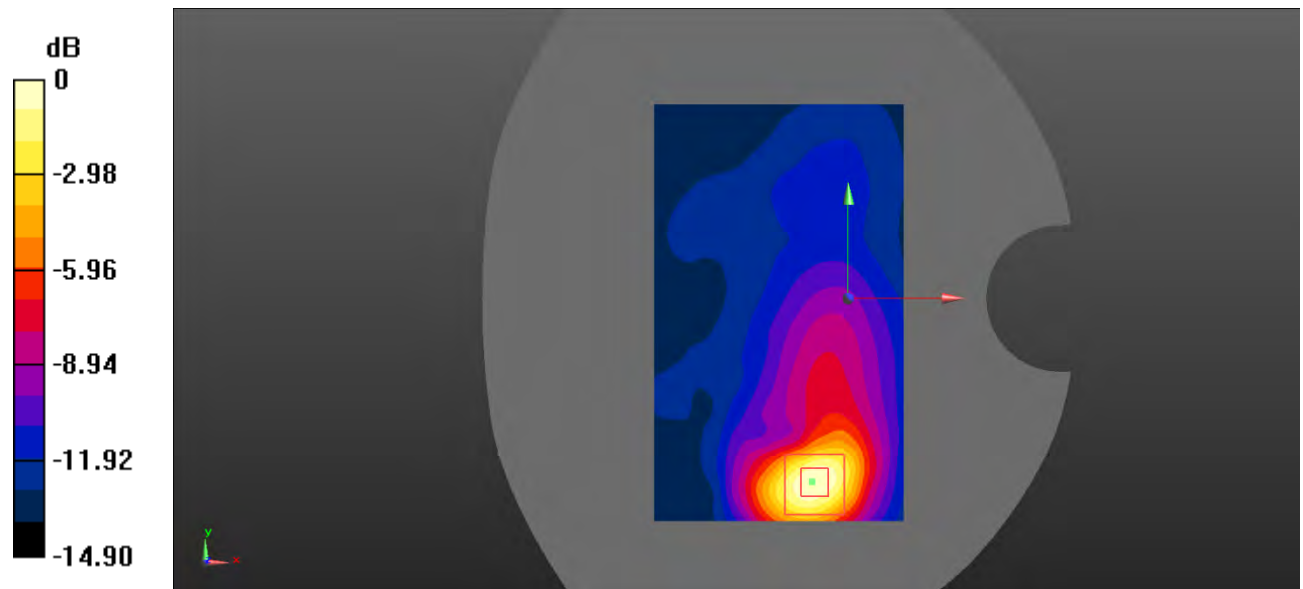
**Zoom Scan (7x7x7)/Cube 0:** Measurement grid:  $dx=5\text{mm}$ ,  $dy=5\text{mm}$ ,  $dz=5\text{mm}$

Reference Value =  $5.214 \text{ V/m}$ ; Power Drift =  $0.17 \text{ dB}$

Peak SAR (extrapolated) =  $1.22 \text{ W/kg}$

**SAR(1 g) =  $0.626 \text{ W/kg}$ ; SAR(10 g) =  $0.293 \text{ W/kg}$**

Maximum value of SAR (measured) =  $0.714 \text{ W/kg}$



0 dB =  $0.714 \text{ W/kg}$  =  $-1.46 \text{ dBW/kg}$

**Test Plot 76#: LTE Band 7\_Body Back\_1RB\_Middle**

**DUT: Smart phone; Type: ART 1 PRO; Serial: RSZ200707001-SA-S1;**

Communication System: Generic FDD-LTE; Frequency: 2535 MHz; Duty Cycle: 1:1  
 Medium parameters used:  $f = 2535 \text{ MHz}$ ;  $\sigma = 1.928 \text{ S/m}$ ;  $\epsilon_r = 38.298$ ;  $\rho = 1000 \text{ kg/m}^3$  ;  
 Phantom section: Flat Section

DASY5 Configuration:

- Probe: EX3DV4 - SN7522; ConvF(7.15, 7.15, 7.15) @2535 MHz;
- Sensor-Surface: 4mm (Mechanical Surface Detection)
- Electronics: DAE4 SN1562; Calibrated: 3/3/2020
- Phantom: SAM-Twin V8.0 P1aP2a; Type: QD 000 P41 AA; Serial: 1962
- Measurement SW: DASY52, Version 52.10 (2) ;

**Area Scan (101x161x1):** Interpolated grid:  $dx=1.000 \text{ mm}$ ,  $dy=1.000 \text{ mm}$

Maximum value of SAR (interpolated) = 0.980 W/kg

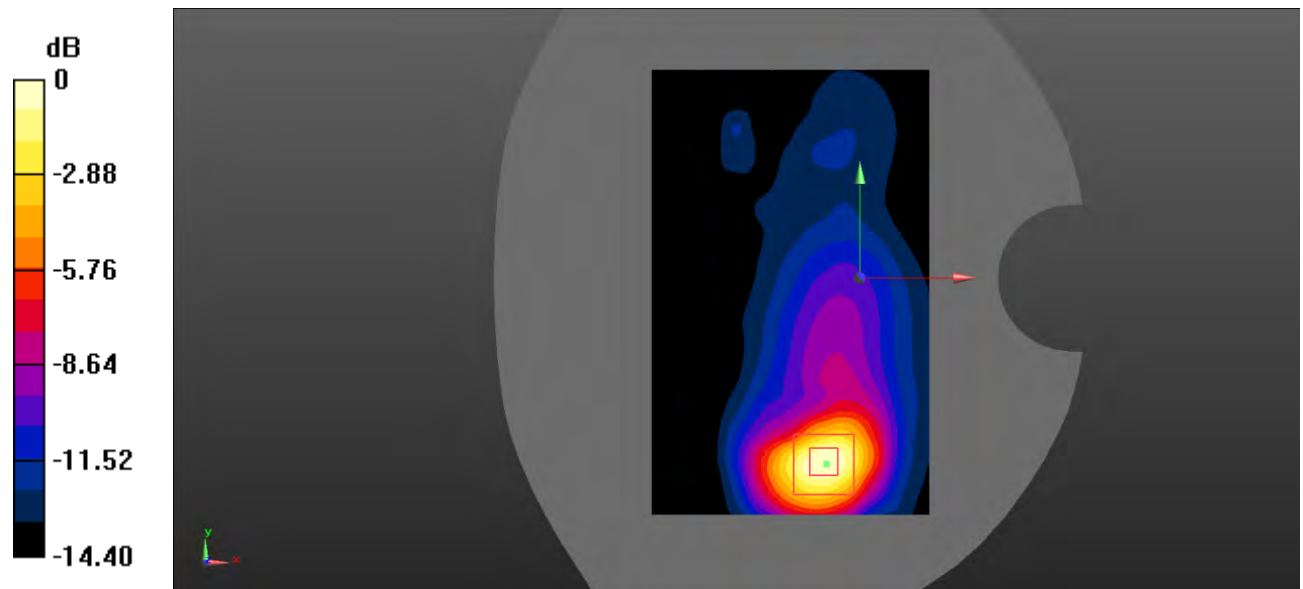
**Zoom Scan (7x7x7)/Cube 0:** Measurement grid:  $dx=5\text{mm}$ ,  $dy=5\text{mm}$ ,  $dz=5\text{mm}$

Reference Value = 5.730 V/m; Power Drift = 0.13 dB

Peak SAR (extrapolated) = 1.60 W/kg

**SAR(1 g) = 0.838 W/kg; SAR(10 g) = 0.390 W/kg**

Maximum value of SAR (measured) = 0.952 W/kg



0 dB = 0.952 W/kg = -0.21 dBW/kg

**Test Plot 77#: LTE Band 7\_Body Back\_1RB\_High**

**DUT: Smart phone; Type: ART 1 PRO; Serial: RSZ200707001-SA-S1;**

Communication System: Generic FDD-LTE; Frequency: 2560 MHz;Duty Cycle: 1:1  
 Medium parameters used:  $f = 2560$  MHz;  $\sigma = 1.963$  S/m;  $\epsilon_r = 38.697$ ;  $\rho = 1000$  kg/m<sup>3</sup> ;  
 Phantom section: Flat Section

DASY5 Configuration:

- Probe: EX3DV4 - SN7522; ConvF(7.04, 7.04, 7.04) @2560 MHz;
- Sensor-Surface: 4mm (Mechanical Surface Detection)
- Electronics: DAE4 SN1562;Calibrated: 3/3/2020
- Phantom: SAM-Twin V8.0 P1aP2a; Type: QD 000 P41 AA; Serial: 1962
- Measurement SW: DASY52, Version 52.10 (2) ;

**Area Scan (91x181x1):** Interpolated grid: dx=1.000 mm, dy=1.000 mm

Maximum value of SAR (interpolated) = 1.37 W/kg

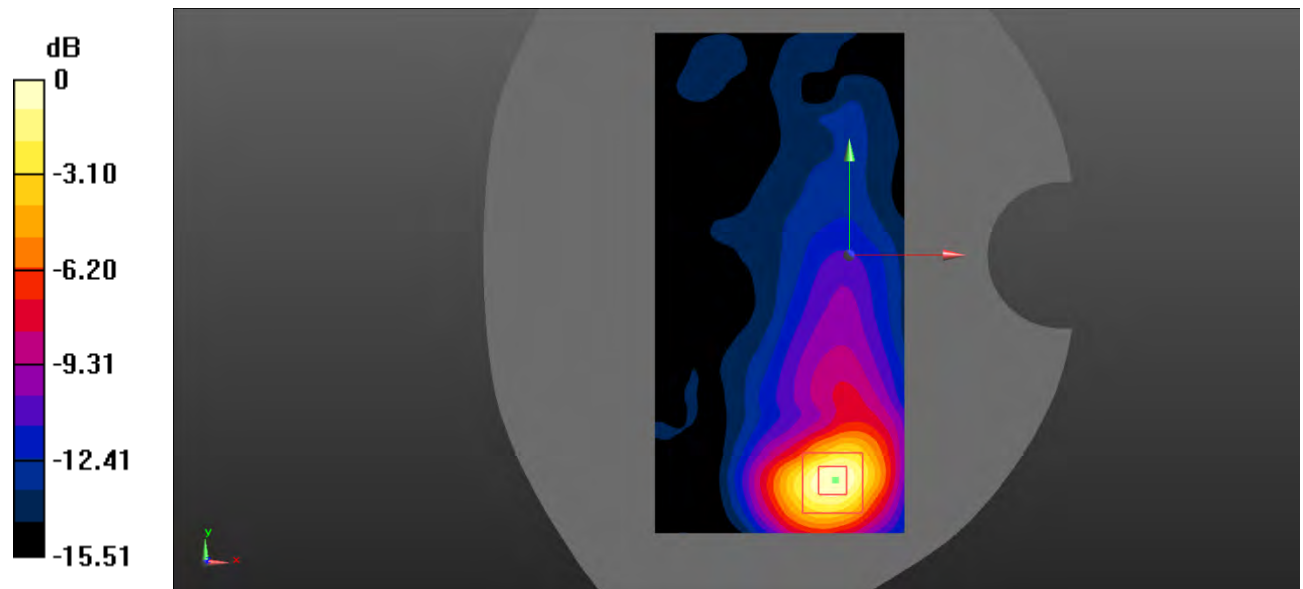
**Zoom Scan (7x7x7)/Cube 0:** Measurement grid: dx=5mm, dy=5mm, dz=5mm

Reference Value = 5.638 V/m; Power Drift = 0.09 dB

Peak SAR (extrapolated) = 2.26 W/kg

**SAR(1 g) = 1.16 W/kg; SAR(10 g) = 0.539 W/kg**

Maximum value of SAR (measured) = 1.33 W/kg



0 dB = 1.33 W/kg = 1.24 dBW/kg

**Test Plot 78#: LTE Band 7\_Body Back\_50%RB\_Middle**

**DUT: Smart phone; Type: ART 1 PRO; Serial: RSZ200707001-SA-S1;**

Communication System: Generic FDD-LTE; Frequency: 2535 MHz;Duty Cycle: 1:1  
 Medium parameters used:  $f = 2535 \text{ MHz}$ ;  $\sigma = 1.928 \text{ S/m}$ ;  $\epsilon_r = 38.298$ ;  $\rho = 1000 \text{ kg/m}^3$  ;  
 Phantom section: Flat Section

DASY5 Configuration:

- Probe: EX3DV4 - SN7522; ConvF(7.15, 7.15, 7.15) @2535 MHz;
- Sensor-Surface: 4mm (Mechanical Surface Detection)
- Electronics: DAE4 SN1562;Calibrated: 3/3/2020
- Phantom: SAM-Twin V8.0 P1aP2a; Type: QD 000 P41 AA; Serial: 1962
- Measurement SW: DASY52, Version 52.10 (2) ;

**Area Scan (91x181x1):** Interpolated grid:  $dx=1.000 \text{ mm}$ ,  $dy=1.000 \text{ mm}$

Maximum value of SAR (interpolated) = 0.952 W/kg

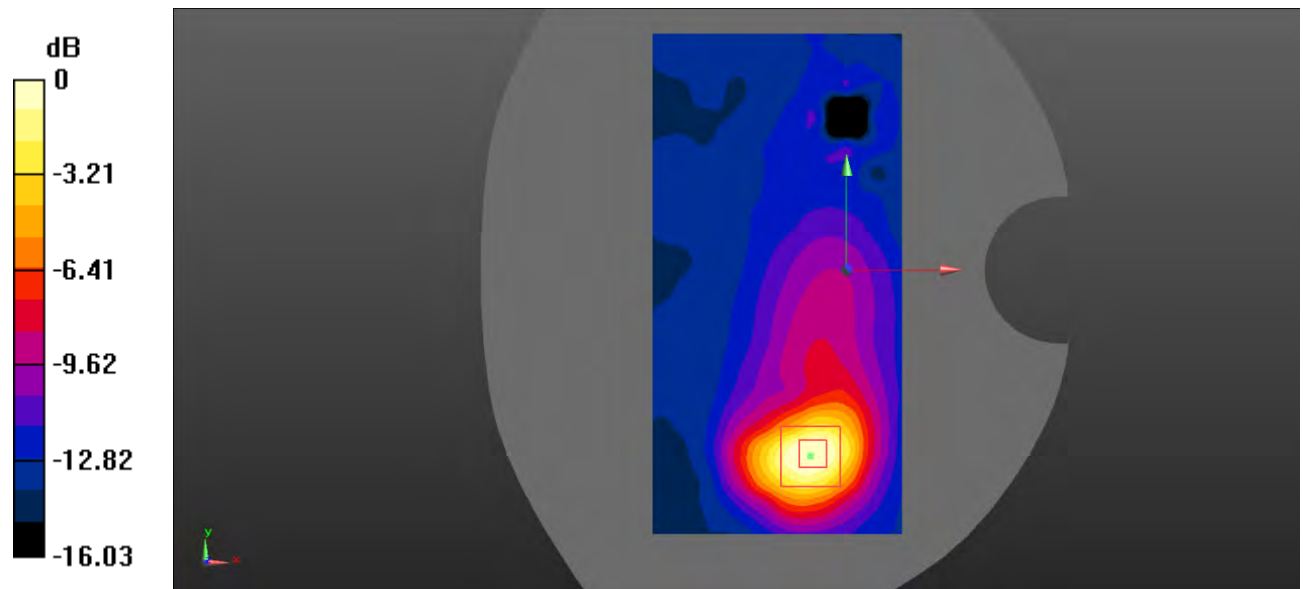
**Zoom Scan (7x7x7)/Cube 0:** Measurement grid:  $dx=5\text{mm}$ ,  $dy=5\text{mm}$ ,  $dz=5\text{mm}$

Reference Value = 5.911 V/m; Power Drift = -0.07 dB

Peak SAR (extrapolated) = 1.56 W/kg

**SAR(1 g) = 0.785 W/kg; SAR(10 g) = 0.373 W/kg**

Maximum value of SAR (measured) = 0.841 W/kg



0 dB = 0.841 W/kg = -0.75 dBW/kg

**Test Plot 79#: LTE Band 7\_Body Back\_100%RB\_Middle**

**DUT: Smart phone; Type: ART 1 PRO; Serial: RSZ200707001-SA-S1;**

Communication System: Generic FDD-LTE; Frequency: 2535 MHz; Duty Cycle: 1:1  
 Medium parameters used:  $f = 2535 \text{ MHz}$ ;  $\sigma = 1.928 \text{ S/m}$ ;  $\epsilon_r = 38.298$ ;  $\rho = 1000 \text{ kg/m}^3$  ;  
 Phantom section: Flat Section

DASY5 Configuration:

- Probe: EX3DV4 - SN7522; ConvF(7.15, 7.15, 7.15) @2535 MHz;
- Sensor-Surface: 4mm (Mechanical Surface Detection)
- Electronics: DAE4 SN1562; Calibrated: 3/3/2020
- Phantom: SAM-Twin V8.0 P1aP2a; Type: QD 000 P41 AA; Serial: 1962
- Measurement SW: DASY52, Version 52.10 (2) ;

**Area Scan (91x151x1):** Interpolated grid:  $dx=1.000 \text{ mm}$ ,  $dy=1.000 \text{ mm}$

Maximum value of SAR (interpolated) = 0.838 W/kg

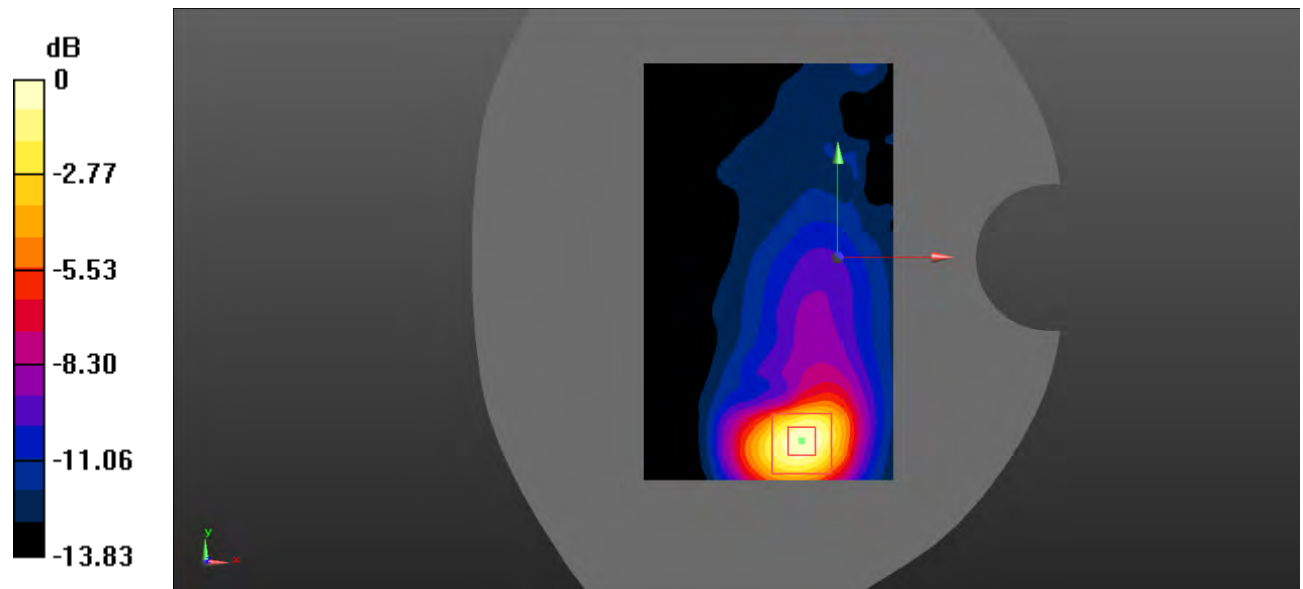
**Zoom Scan (7x7x7)/Cube 0:** Measurement grid:  $dx=5\text{mm}$ ,  $dy=5\text{mm}$ ,  $dz=5\text{mm}$

Reference Value = 5.284 V/m; Power Drift = 0.02 dB

Peak SAR (extrapolated) = 1.36 W/kg

**SAR(1 g) = 0.714 W/kg; SAR(10 g) = 0.335 W/kg**

Maximum value of SAR (measured) = 0.817 W/kg



0 dB = 0.817 W/kg = -0.88 dBW/kg

**Test Plot 80#: LTE Band 7\_Body Left\_1RB\_Middle**

**DUT: Smart phone; Type: ART 1 PRO; Serial: RSZ200707001-SA-S1;**

Communication System: Generic FDD-LTE; Frequency: 2535 MHz;Duty Cycle: 1:1  
 Medium parameters used:  $f = 2535 \text{ MHz}$ ;  $\sigma = 1.928 \text{ S/m}$ ;  $\epsilon_r = 38.298$ ;  $\rho = 1000 \text{ kg/m}^3$  ;  
 Phantom section: Flat Section

DASY5 Configuration:

- Probe: EX3DV4 - SN7522; ConvF(7.15, 7.15, 7.15) @2535 MHz;
- Sensor-Surface: 4mm (Mechanical Surface Detection)
- Electronics: DAE4 SN1562;Calibrated: 3/3/2020
- Phantom: SAM-Twin V8.0 P1aP2a; Type: QD 000 P41 AA; Serial: 1962
- Measurement SW: DASY52, Version 52.10 (2) ;

**Area Scan (81x171x1):** Interpolated grid:  $dx=1.000 \text{ mm}$ ,  $dy=1.000 \text{ mm}$

Maximum value of SAR (interpolated) = 0.142 W/kg

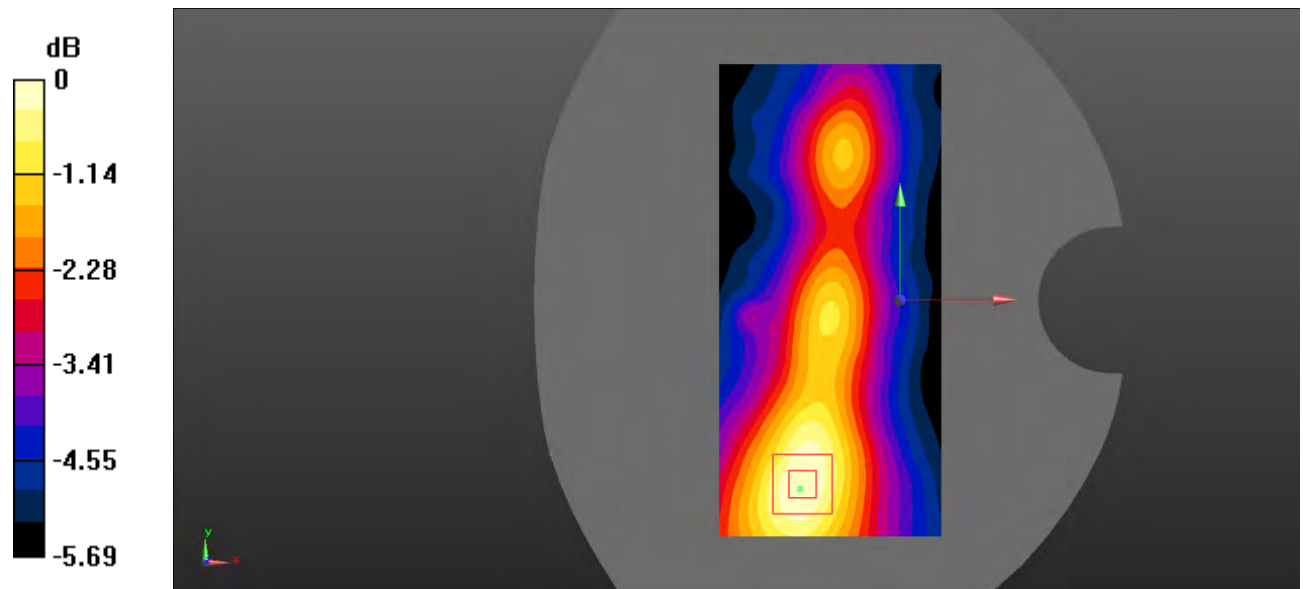
**Zoom Scan (7x7x7)/Cube 0:** Measurement grid:  $dx=5\text{mm}$ ,  $dy=5\text{mm}$ ,  $dz=5\text{mm}$

Reference Value = 7.546 V/m; Power Drift = 0.07 dB

Peak SAR (extrapolated) = 0.210 W/kg

**SAR(1 g) = 0.136 W/kg; SAR(10 g) = 0.095 W/kg**

Maximum value of SAR (measured) = 0.142 W/kg



0 dB = 0.142 W/kg = -8.48 dBW/kg



**Test Plot 81#: LTE Band 7\_Body Left\_50%RB\_Middle**

**DUT: Smart phone; Type: ART 1 PRO; Serial: RSZ200707001-SA-S1;**

Communication System: Generic FDD-LTE; Frequency: 2535 MHz;Duty Cycle: 1:1  
 Medium parameters used:  $f = 2535 \text{ MHz}$ ;  $\sigma = 1.928 \text{ S/m}$ ;  $\epsilon_r = 38.298$ ;  $\rho = 1000 \text{ kg/m}^3$  ;  
 Phantom section: Flat Section

DASY5 Configuration:

- Probe: EX3DV4 - SN7522; ConvF(7.15, 7.15, 7.15) @2535 MHz;
- Sensor-Surface: 4mm (Mechanical Surface Detection)
- Electronics: DAE4 SN1562;Calibrated: 3/3/2020
- Phantom: SAM-Twin V8.0 P1aP2a; Type: QD 000 P41 AA; Serial: 1962
- Measurement SW: DASY52, Version 52.10 (2) ;

**Area Scan (81x171x1):** Interpolated grid:  $dx=1.000 \text{ mm}$ ,  $dy=1.000 \text{ mm}$

Maximum value of SAR (interpolated) = 0.133 W/kg

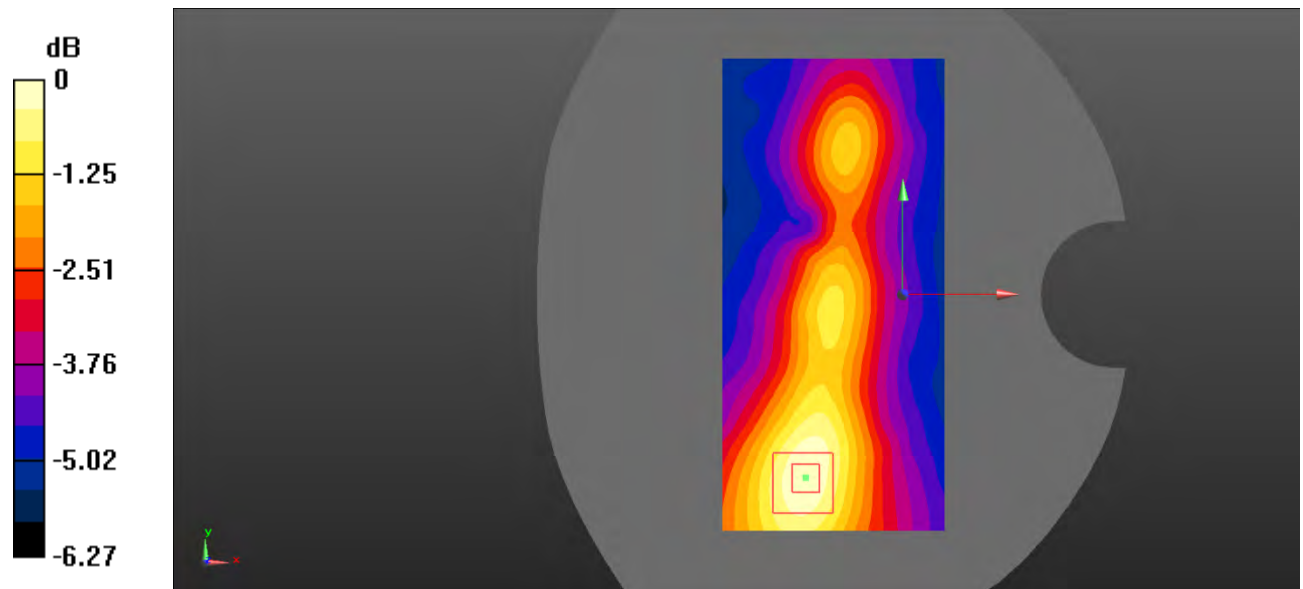
**Zoom Scan (7x7x7)/Cube 0:** Measurement grid:  $dx=5\text{mm}$ ,  $dy=5\text{mm}$ ,  $dz=5\text{mm}$

Reference Value = 7.408 V/m; Power Drift = -0.02 dB

Peak SAR (extrapolated) = 0.200 W/kg

**SAR(1 g) = 0.127 W/kg; SAR(10 g) = 0.089 W/kg**

Maximum value of SAR (measured) = 0.134 W/kg



0 dB = 0.134 W/kg = -8.73 dBW/kg

**Test Plot 82#: LTE Band 7\_Body Right\_1RB\_Middle**

**DUT: Smart phone; Type: ART 1 PRO; Serial: RSZ200707001-SA-S1;**

Communication System: Generic FDD-LTE; Frequency: 2535 MHz; Duty Cycle: 1:1  
 Medium parameters used:  $f = 2535 \text{ MHz}$ ;  $\sigma = 1.928 \text{ S/m}$ ;  $\epsilon_r = 38.298$ ;  $\rho = 1000 \text{ kg/m}^3$  ;  
 Phantom section: Flat Section

DASY5 Configuration:

- Probe: EX3DV4 - SN7522; ConvF(7.15, 7.15, 7.15) @2535 MHz;
- Sensor-Surface: 4mm (Mechanical Surface Detection)
- Electronics: DAE4 SN1562; Calibrated: 3/3/2020
- Phantom: SAM-Twin V8.0 P1aP2a; Type: QD 000 P41 AA; Serial: 1962
- Measurement SW: DASY52, Version 52.10 (2) ;

**Area Scan (101x121x1):** Interpolated grid:  $dx=1.000 \text{ mm}$ ,  $dy=1.000 \text{ mm}$

Maximum value of SAR (interpolated) = 0.0470 W/kg


**Zoom Scan (7x7x7)/Cube 0:** Measurement grid:  $dx=5\text{mm}$ ,  $dy=5\text{mm}$ ,  $dz=5\text{mm}$

Reference Value = 4.368 V/m; Power Drift = 0.05 dB

Peak SAR (extrapolated) = 0.0500 W/kg

**SAR(1 g) = 0.045 W/kg; SAR(10 g) = 0.044 W/kg**

Maximum value of SAR (measured) = 0.0457 W/kg



0 dB = 0.0457 W/kg = -13.40 dBW/kg

**Test Plot 83#: LTE Band 7\_Body Right\_50%RB\_Middle**

**DUT: Smart phone; Type: ART 1 PRO; Serial: RSZ200707001-SA-S1;**

Communication System: Generic FDD-LTE; Frequency: 2535 MHz;Duty Cycle: 1:1  
 Medium parameters used:  $f = 2535 \text{ MHz}$ ;  $\sigma = 1.928 \text{ S/m}$ ;  $\epsilon_r = 38.298$ ;  $\rho = 1000 \text{ kg/m}^3$  ;  
 Phantom section: Flat Section

DASY5 Configuration:

- Probe: EX3DV4 - SN7522; ConvF(7.15, 7.15, 7.15) @2535 MHz;
- Sensor-Surface: 4mm (Mechanical Surface Detection)
- Electronics: DAE4 SN1562;Calibrated: 3/3/2020
- Phantom: SAM-Twin V8.0 P1aP2a; Type: QD 000 P41 AA; Serial: 1962
- Measurement SW: DASY52, Version 52.10 (2) ;

**Area Scan (101x121x1):** Interpolated grid:  $dx=1.000 \text{ mm}$ ,  $dy=1.000 \text{ mm}$

Maximum value of SAR (interpolated) = 0.0463 W/kg

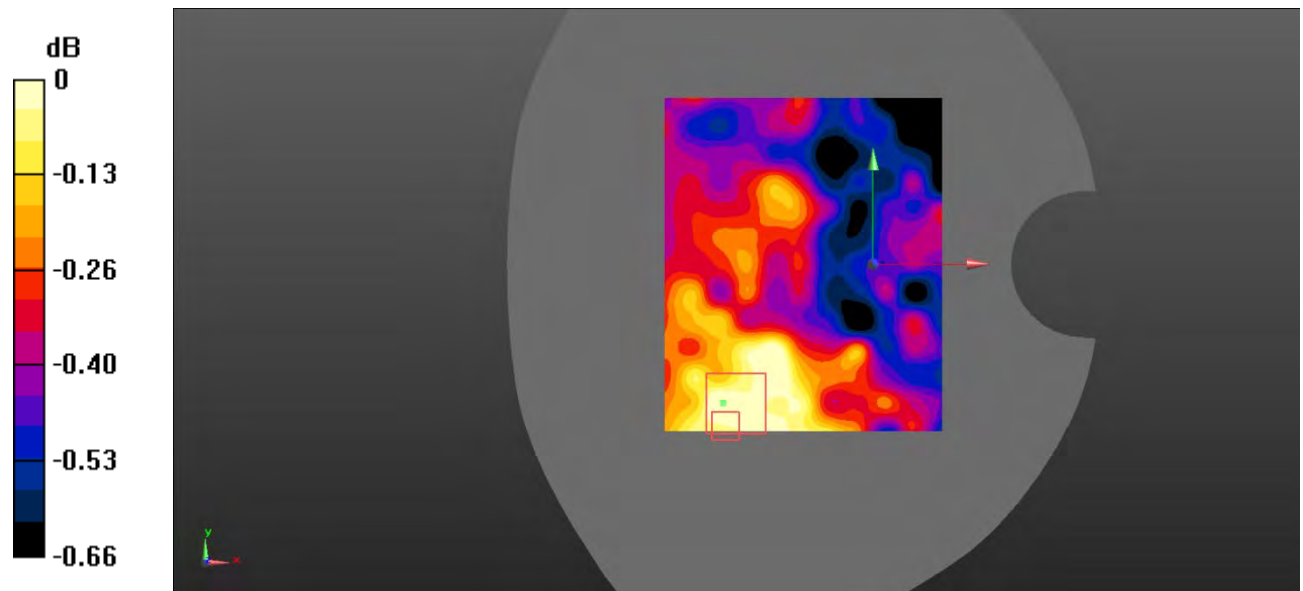
**Zoom Scan (7x7x7)/Cube 0:** Measurement grid:  $dx=5\text{mm}$ ,  $dy=5\text{mm}$ ,  $dz=5\text{mm}$

Reference Value = 4.298 V/m; Power Drift = 0.09 dB

Peak SAR (extrapolated) = 0.0480 W/kg

**SAR(1 g) = 0.044 W/kg; SAR(10 g) = 0.043 W/kg**

Maximum value of SAR (measured) = 0.0454 W/kg



0 dB = 0.0454 W/kg = -13.43 dBW/kg

**Test Plot 84#: LTE Band 7\_Body Bottom\_1RB\_Low**

**DUT: Smart phone; Type: ART 1 PRO; Serial: RSZ200707001-SA-S1;**

Communication System: Generic FDD-LTE; Frequency: 2510 MHz;Duty Cycle: 1:1  
 Medium parameters used:  $f = 2510 \text{ MHz}$ ;  $\sigma = 1.903 \text{ S/m}$ ;  $\epsilon_r = 38.791$ ;  $\rho = 1000 \text{ kg/m}^3$  ;  
 Phantom section: Flat Section

DASY5 Configuration:

- Probe: EX3DV4 - SN7522; ConvF(7.15, 7.15, 7.15) @2510 MHz;
- Sensor-Surface: 4mm (Mechanical Surface Detection)
- Electronics: DAE4 SN1562;Calibrated: 3/3/2020
- Phantom: SAM-Twin V8.0 P1aP2a; Type: QD 000 P41 AA; Serial: 1962
- Measurement SW: DASY52, Version 52.10 (2) ;

**Area Scan (101x111x1):** Interpolated grid:  $dx=1.000 \text{ mm}$ ,  $dy=1.000 \text{ mm}$

Maximum value of SAR (interpolated) = 0.698 W/kg

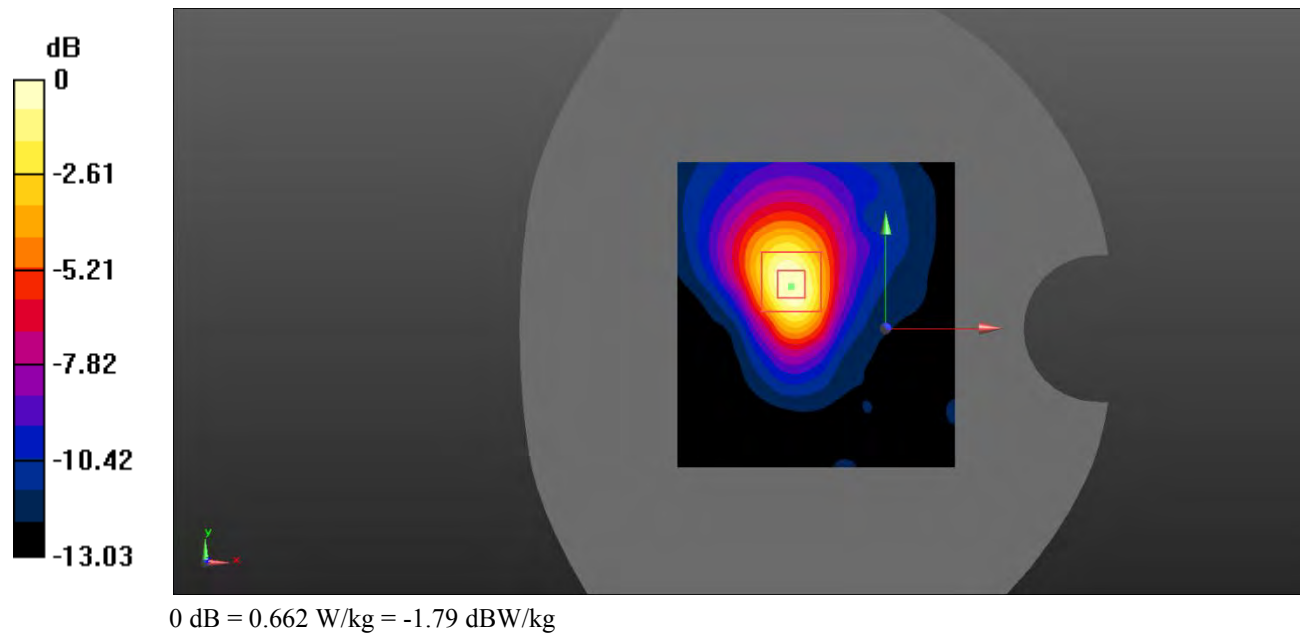
**Zoom Scan (7x7x7)/Cube 0:** Measurement grid:  $dx=5\text{mm}$ ,  $dy=5\text{mm}$ ,  $dz=5\text{mm}$

Reference Value = 10.48 V/m; Power Drift = 0.06 dB

Peak SAR (extrapolated) = 1.14 W/kg

**SAR(1 g) = 0.585 W/kg; SAR(10 g) = 0.284 W/kg**

Maximum value of SAR (measured) = 0.662 W/kg



**Test Plot 85#: LTE Band 7\_Body Bottom\_1RB\_Middle**

**DUT: Smart phone; Type: ART 1 PRO; Serial: RSZ200707001-SA-S1;**

Communication System: Generic FDD-LTE; Frequency: 2535 MHz; Duty Cycle: 1:1  
 Medium parameters used:  $f = 2535 \text{ MHz}$ ;  $\sigma = 1.928 \text{ S/m}$ ;  $\epsilon_r = 38.298$ ;  $\rho = 1000 \text{ kg/m}^3$  ;  
 Phantom section: Flat Section

DASY5 Configuration:

- Probe: EX3DV4 - SN7522; ConvF(7.15, 7.15, 7.15) @2535 MHz;
- Sensor-Surface: 4mm (Mechanical Surface Detection)
- Electronics: DAE4 SN1562; Calibrated: 3/3/2020
- Phantom: SAM-Twin V8.0 P1aP2a; Type: QD 000 P41 AA; Serial: 1962
- Measurement SW: DASY52, Version 52.10 (2) ;

**Area Scan (101x111x1):** Interpolated grid:  $dx=1.000 \text{ mm}$ ,  $dy=1.000 \text{ mm}$

Maximum value of SAR (interpolated) = 1.07 W/kg

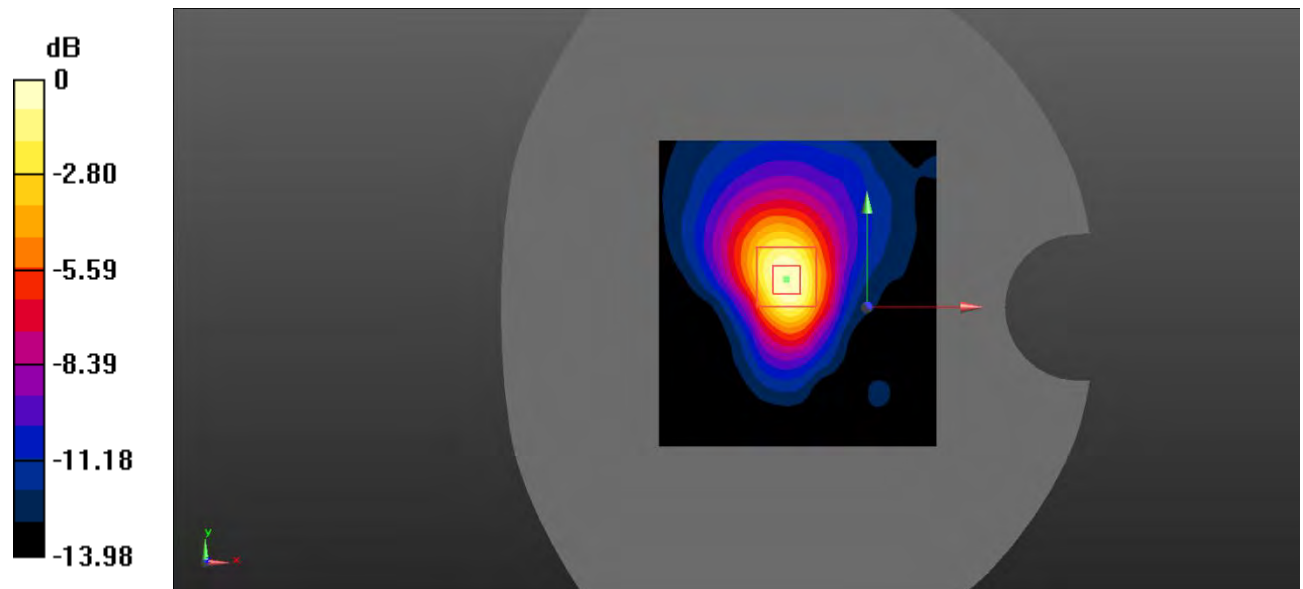
**Zoom Scan (7x7x7)/Cube 0:** Measurement grid:  $dx=5\text{mm}$ ,  $dy=5\text{mm}$ ,  $dz=5\text{mm}$

Reference Value = 18.68 V/m; Power Drift = 0.04 dB

Peak SAR (extrapolated) = 1.71 W/kg

**SAR(1 g) = 0.884 W/kg; SAR(10 g) = 0.419 W/kg**

Maximum value of SAR (measured) = 1.00 W/kg



0 dB = 1.00 W/kg = 0.0 dBW/kg

**Test Plot 86#: LTE Band 7\_Body Bottom\_1RB\_High**

**DUT: Smart phone; Type: ART 1 PRO; Serial: RSZ200707001-SA-S1;**

Communication System: Generic FDD-LTE; Frequency: 2560 MHz; Duty Cycle: 1:1  
 Medium parameters used:  $f = 2560$  MHz;  $\sigma = 1.963$  S/m;  $\epsilon_r = 38.697$ ;  $\rho = 1000$  kg/m<sup>3</sup> ;  
 Phantom section: Flat Section

DASY5 Configuration:

- Probe: EX3DV4 - SN7522; ConvF(7.04, 7.04, 7.04) @2560 MHz;
- Sensor-Surface: 4mm (Mechanical Surface Detection)
- Electronics: DAE4 SN1562; Calibrated: 3/3/2020
- Phantom: SAM-Twin V8.0 P1aP2a; Type: QD 000 P41 AA; Serial: 1962
- Measurement SW: DASY52, Version 52.10 (2) ;

**Area Scan (101x121x1):** Interpolated grid: dx=1.000 mm, dy=1.000 mm

Maximum value of SAR (interpolated) = 1.49 W/kg


**Zoom Scan (7x7x7)/Cube 0:** Measurement grid: dx=5mm, dy=5mm, dz=5mm

Reference Value = 21.00 V/m; Power Drift = 0.09 dB

Peak SAR (extrapolated) = 2.51 W/kg

**SAR(1 g) = 1.24 W/kg; SAR(10 g) = 0.573 W/kg**

Maximum value of SAR (measured) = 1.41 W/kg



0 dB = 1.41 W/kg = 1.49 dBW/kg

**Test Plot 87#: LTE Band 7\_Body Bottom\_50%RB\_Middle**

**DUT: Smart phone; Type: ART 1 PRO; Serial: RSZ200707001-SA-S1;**

Communication System: Generic FDD-LTE; Frequency: 2535 MHz;Duty Cycle: 1:1  
 Medium parameters used:  $f = 2535 \text{ MHz}$ ;  $\sigma = 1.928 \text{ S/m}$ ;  $\epsilon_r = 38.298$ ;  $\rho = 1000 \text{ kg/m}^3$  ;  
 Phantom section: Flat Section

DASY5 Configuration:

- Probe: EX3DV4 - SN7522; ConvF(7.15, 7.15, 7.15) @2535 MHz;
- Sensor-Surface: 4mm (Mechanical Surface Detection)
- Electronics: DAE4 SN1562;Calibrated: 3/3/2020
- Phantom: SAM-Twin V8.0 P1aP2a; Type: QD 000 P41 AA; Serial: 1962
- Measurement SW: DASY52, Version 52.10 (2) ;

**Area Scan (101x121x1):** Interpolated grid:  $dx=1.000 \text{ mm}$ ,  $dy=1.000 \text{ mm}$

Maximum value of SAR (interpolated) = 0.938 W/kg

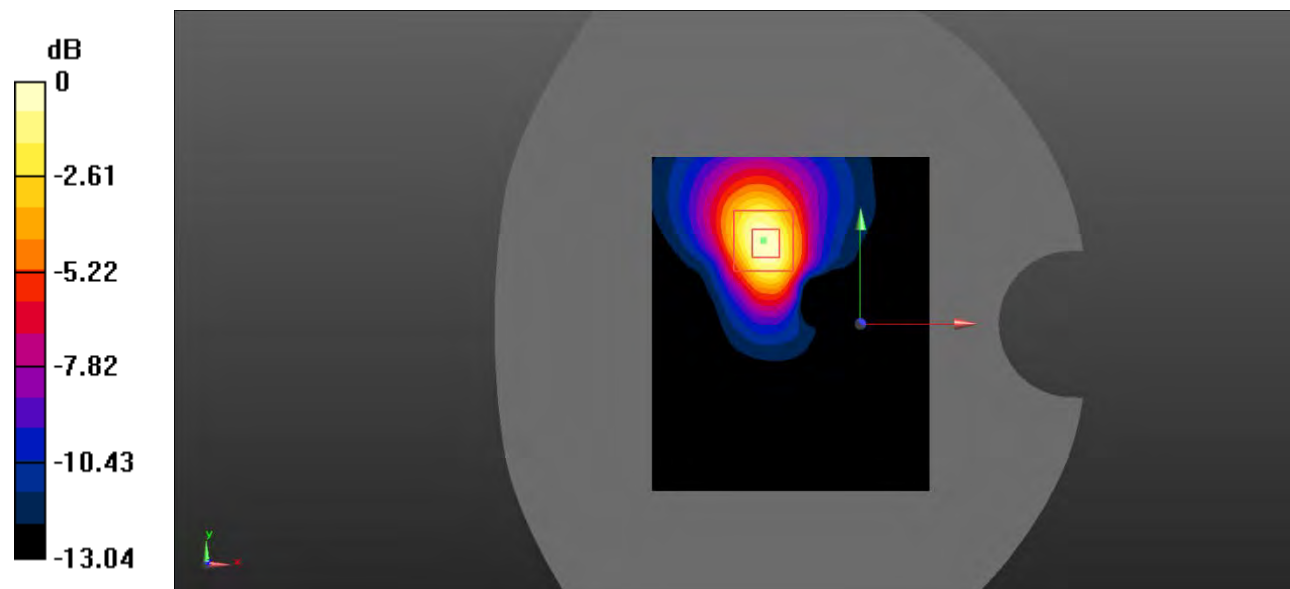
**Zoom Scan (7x7x7)/Cube 0:** Measurement grid:  $dx=5\text{mm}$ ,  $dy=5\text{mm}$ ,  $dz=5\text{mm}$

Reference Value = 6.473 V/m; Power Drift = 0.18 dB

Peak SAR (extrapolated) = 1.56 W/kg

**SAR(1 g) = 0.830 W/kg; SAR(10 g) = 0.398 W/kg**

Maximum value of SAR (measured) = 0.946 W/kg



0 dB = 0.946 W/kg = -0.24 dBW/kg

**Test Plot 88#: LTE Band 7\_Body Bottom\_100%RB\_Middle**

**DUT: Smart phone; Type: ART 1 PRO; Serial: RSZ200707001-SA-S1;**

Communication System: Generic FDD-LTE; Frequency: 2535 MHz; Duty Cycle: 1:1  
 Medium parameters used:  $f = 2535 \text{ MHz}$ ;  $\sigma = 1.928 \text{ S/m}$ ;  $\epsilon_r = 38.298$ ;  $\rho = 1000 \text{ kg/m}^3$  ;  
 Phantom section: Flat Section

DASY5 Configuration:

- Probe: EX3DV4 - SN7522; ConvF(7.15, 7.15, 7.15) @2535 MHz;
- Sensor-Surface: 4mm (Mechanical Surface Detection)
- Electronics: DAE4 SN1562; Calibrated: 3/3/2020
- Phantom: SAM-Twin V8.0 P1aP2a; Type: QD 000 P41 AA; Serial: 1962
- Measurement SW: DASY52, Version 52.10 (2) ;

**Area Scan (101x121x1):** Interpolated grid:  $dx=1.000 \text{ mm}$ ,  $dy=1.000 \text{ mm}$

Maximum value of SAR (interpolated) = 0.860 W/kg

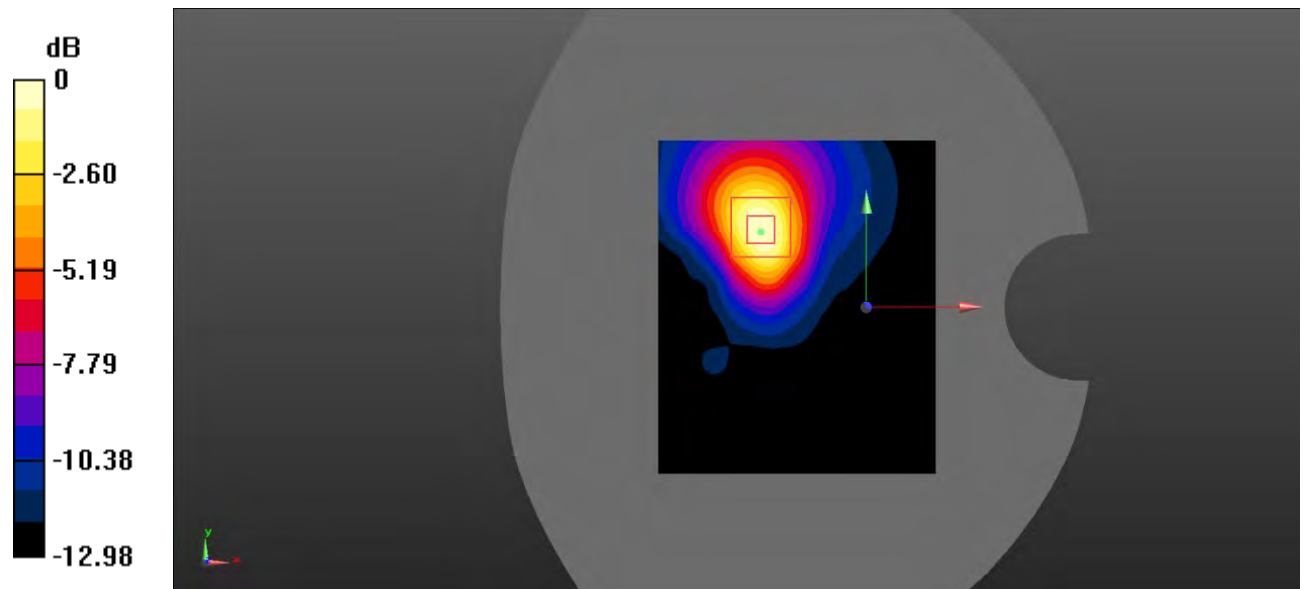
**Zoom Scan (7x7x7)/Cube 0:** Measurement grid:  $dx=5\text{mm}$ ,  $dy=5\text{mm}$ ,  $dz=5\text{mm}$

Reference Value = 6.679 V/m; Power Drift = -0.04 dB

Peak SAR (extrapolated) = 1.43 W/kg

**SAR(1 g) = 0.746 W/kg; SAR(10 g) = 0.365 W/kg**

Maximum value of SAR (measured) = 0.841 W/kg



0 dB = 0.841 W/kg = -0.75 dBW/kg



**Test Plot 89#: LTE Band 12\_Head Left Cheek\_1RB\_Middle**

**DUT: Smart phone; Type: ART 1 PRO; Serial: RSZ200707001-SA-S1;**

Communication System: Generic FDD-LTE; Frequency: 707.5 MHz; Duty Cycle: 1:1  
 Medium parameters used:  $f = 707.5 \text{ MHz}$ ;  $\sigma = 0.887 \text{ S/m}$ ;  $\epsilon_r = 43.009$ ;  $\rho = 1000 \text{ kg/m}^3$  ;  
 Phantom section: Left Section

DASY5 Configuration:

- Probe: EX3DV4 - SN7522; ConvF(9.92, 9.92, 9.92) @707.5 MHz;
- Sensor-Surface: 4mm (Mechanical Surface Detection)
- Electronics: DAE4 SN1562; Calibrated: 3/3/2020
- Phantom: SAM-Twin V8.0 P1aP2a; Type: QD 000 P41 AA; Serial: 1962
- Measurement SW: DASY52, Version 52.10 (2) ;

**Area Scan (71x91x1):** Interpolated grid:  $dx=1.500 \text{ mm}$ ,  $dy=1.500 \text{ mm}$

Maximum value of SAR (interpolated) = 0.125 W/kg

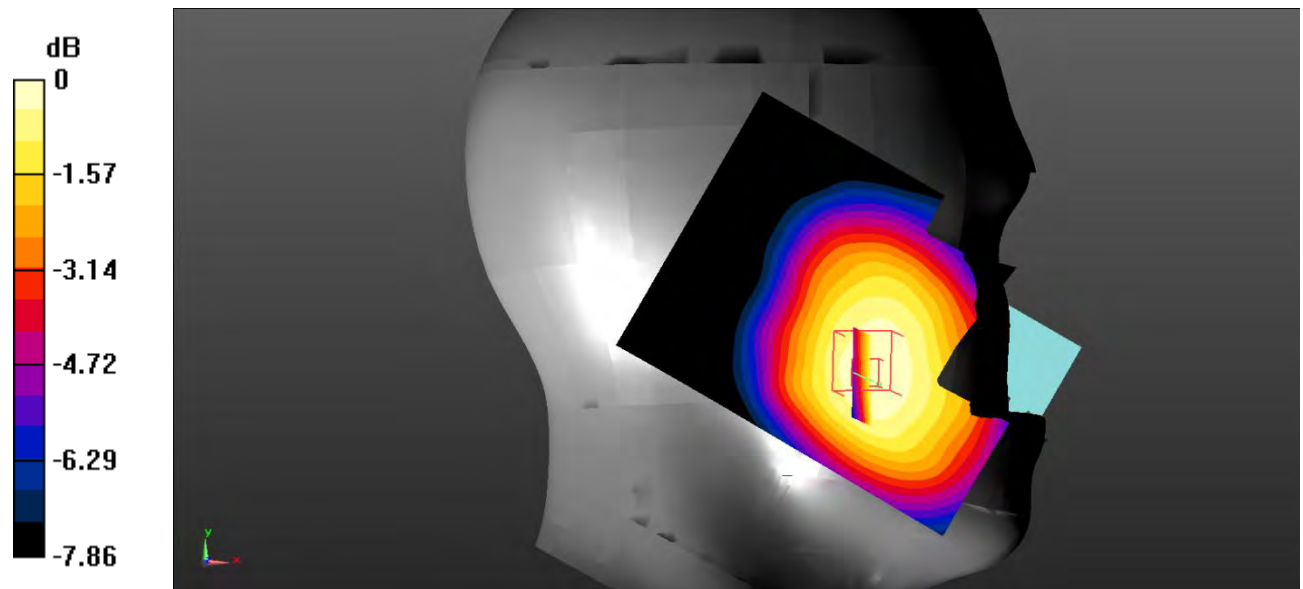
**Zoom Scan (5x5x7)/Cube 0:** Measurement grid:  $dx=8\text{mm}$ ,  $dy=8\text{mm}$ ,  $dz=5\text{mm}$

Reference Value = 4.186 V/m; Power Drift = -0.01 dB

Peak SAR (extrapolated) = 0.153 W/kg

**SAR(1 g) = 0.123 W/kg; SAR(10 g) = 0.097 W/kg**

Maximum value of SAR (measured) = 0.124 W/kg



0 dB = 0.124 W/kg = -9.07 dBW/kg

**Test Plot 90#: LTE Band 12\_Head Left Cheek\_50%RB\_Middle**

**DUT: Smart phone; Type: ART 1 PRO; Serial: RSZ200707001-SA-S1;**

Communication System: Generic FDD-LTE; Frequency: 707.5 MHz; Duty Cycle: 1:1  
 Medium parameters used:  $f = 707.5 \text{ MHz}$ ;  $\sigma = 0.887 \text{ S/m}$ ;  $\epsilon_r = 43.009$ ;  $\rho = 1000 \text{ kg/m}^3$  ;  
 Phantom section: Left Section

DASY5 Configuration:

- Probe: EX3DV4 - SN7522; ConvF(9.92, 9.92, 9.92) @707.5 MHz;
- Sensor-Surface: 4mm (Mechanical Surface Detection)
- Electronics: DAE4 SN1562; Calibrated: 3/3/2020
- Phantom: SAM-Twin V8.0 P1aP2a; Type: QD 000 P41 AA; Serial: 1962
- Measurement SW: DASY52, Version 52.10 (2) ;

**Area Scan (71x91x1):** Interpolated grid:  $dx=1.500 \text{ mm}$ ,  $dy=1.500 \text{ mm}$

Maximum value of SAR (interpolated) = 0.101 W/kg

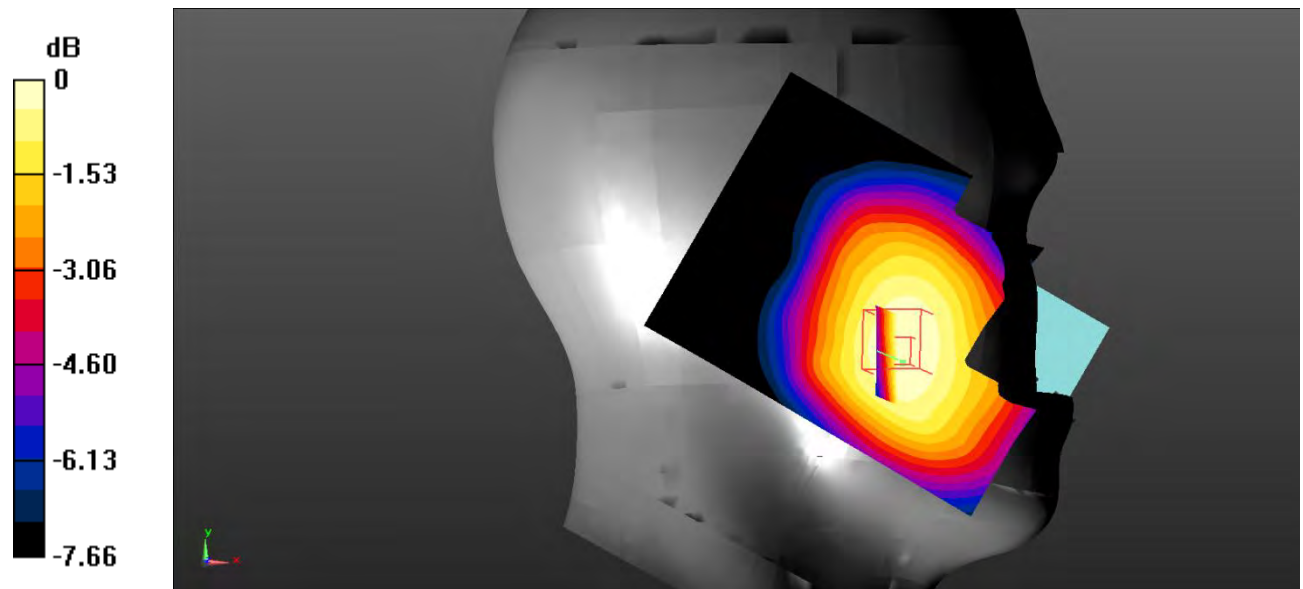
**Zoom Scan (5x5x7)/Cube 0:** Measurement grid:  $dx=8\text{mm}$ ,  $dy=8\text{mm}$ ,  $dz=5\text{mm}$

Reference Value = 3.961 V/m; Power Drift = 0.09 dB

Peak SAR (extrapolated) = 0.123 W/kg

**SAR(1 g) = 0.099 W/kg; SAR(10 g) = 0.079 W/kg**

Maximum value of SAR (measured) = 0.100 W/kg



0 dB = 0.100 W/kg = -10.00 dBW/kg

**Test Plot 91#: LTE Band 12\_Head Left Tilt\_1RB\_Middle**

**DUT: Smart phone; Type: ART 1 PRO; Serial: RSZ200707001-SA-S1;**

Communication System: Generic FDD-LTE; Frequency: 707.5 MHz; Duty Cycle: 1:1  
 Medium parameters used:  $f = 707.5 \text{ MHz}$ ;  $\sigma = 0.887 \text{ S/m}$ ;  $\epsilon_r = 43.009$ ;  $\rho = 1000 \text{ kg/m}^3$  ;  
 Phantom section: Left Section

DASY5 Configuration:

- Probe: EX3DV4 - SN7522; ConvF(9.92, 9.92, 9.92) @707.5 MHz;
- Sensor-Surface: 4mm (Mechanical Surface Detection)
- Electronics: DAE4 SN1562; Calibrated: 3/3/2020
- Phantom: SAM-Twin V8.0 P1aP2a; Type: QD 000 P41 AA; Serial: 1962
- Measurement SW: DASY52, Version 52.10 (2) ;

**Area Scan (71x91x1):** Interpolated grid:  $dx=1.500 \text{ mm}$ ,  $dy=1.500 \text{ mm}$

Maximum value of SAR (interpolated) = 0.0735 W/kg


**Zoom Scan (5x5x7)/Cube 0:** Measurement grid:  $dx=8\text{mm}$ ,  $dy=8\text{mm}$ ,  $dz=5\text{mm}$

Reference Value = 5.391 V/m; Power Drift = 0.10 dB

Peak SAR (extrapolated) = 0.0820 W/kg

**SAR(1 g) = 0.072 W/kg; SAR(10 g) = 0.059 W/kg**

Maximum value of SAR (measured) = 0.0724 W/kg



0 dB = 0.0724 W/kg = -11.40 dBW/kg

**Test Plot 92#: LTE Band 12\_Head Left Tilt\_50%RB\_Middle**

**DUT: Smart phone; Type: ART 1 PRO; Serial: RSZ200707001-SA-S1;**

Communication System: Generic FDD-LTE; Frequency: 707.5 MHz; Duty Cycle: 1:1  
 Medium parameters used:  $f = 707.5$  MHz;  $\sigma = 0.887$  S/m;  $\epsilon_r = 43.009$ ;  $\rho = 1000$  kg/m<sup>3</sup> ;  
 Phantom section: Left Section

DASY5 Configuration:

- Probe: EX3DV4 - SN7522; ConvF(9.92, 9.92, 9.92) @707.5 MHz;
- Sensor-Surface: 4mm (Mechanical Surface Detection)
- Electronics: DAE4 SN1562; Calibrated: 3/3/2020
- Phantom: SAM-Twin V8.0 P1aP2a; Type: QD 000 P41 AA; Serial: 1962
- Measurement SW: DASY52, Version 52.10 (2) ;

**Area Scan (71x91x1):** Interpolated grid: dx=1.500 mm, dy=1.500 mm

Maximum value of SAR (interpolated) = 0.0602 W/kg

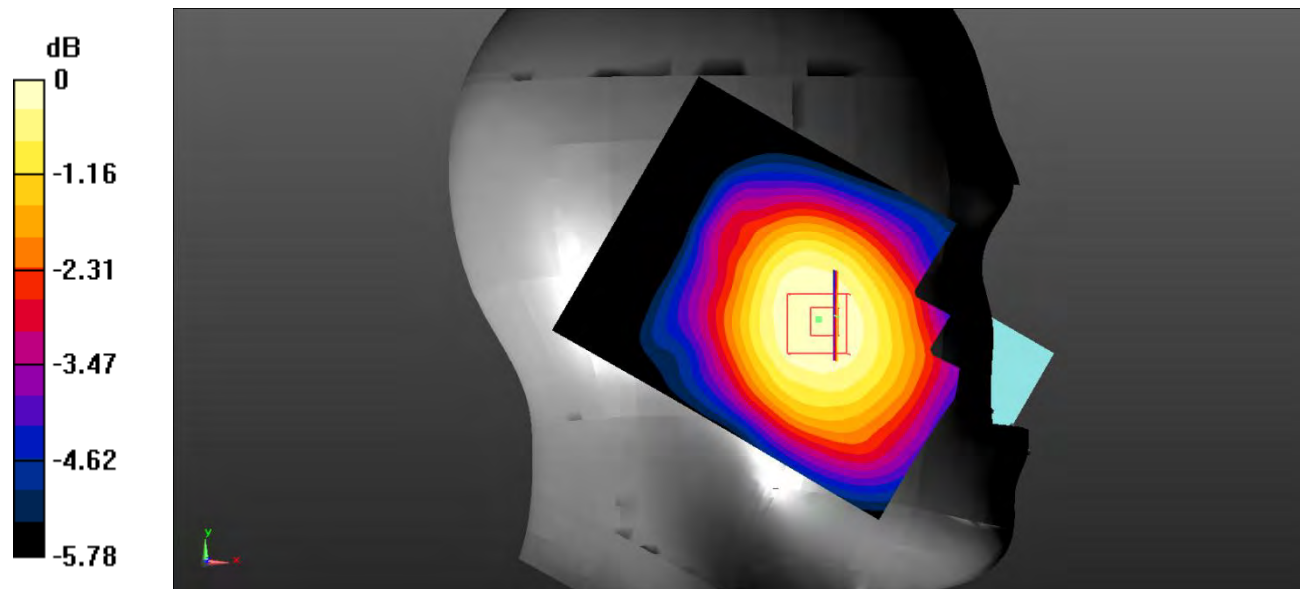
**Zoom Scan (5x5x7)/Cube 0:** Measurement grid: dx=8mm, dy=8mm, dz=5mm

Reference Value = 4.952 V/m; Power Drift = 0.03 dB

Peak SAR (extrapolated) = 0.0690 W/kg

**SAR(1 g) = 0.059 W/kg; SAR(10 g) = 0.049 W/kg**

Maximum value of SAR (measured) = 0.0592 W/kg



0 dB = 0.0592 W/kg = -12.28 dBW/kg

**Test Plot 93#: LTE Band 12\_Head Right Cheek\_1RB\_Middle**

**DUT: Smart phone; Type: ART 1 PRO; Serial: RSZ200707001-SA-S1;**

Communication System: Generic FDD-LTE; Frequency: 707.5 MHz; Duty Cycle: 1:1  
 Medium parameters used:  $f = 707.5$  MHz;  $\sigma = 0.887$  S/m;  $\epsilon_r = 43.009$ ;  $\rho = 1000$  kg/m<sup>3</sup> ;  
 Phantom section: Right Section

DASY5 Configuration:

- Probe: EX3DV4 - SN7522; ConvF(9.92, 9.92, 9.92) @707.5 MHz;
- Sensor-Surface: 4mm (Mechanical Surface Detection)
- Electronics: DAE4 SN1562; Calibrated: 3/3/2020
- Phantom: SAM-Twin V8.0 P1aP2a; Type: QD 000 P41 AA; Serial: 1962
- Measurement SW: DASY52, Version 52.10 (2) ;

**Area Scan (71x91x1):** Interpolated grid: dx=1.500 mm, dy=1.500 mm

Maximum value of SAR (interpolated) = 0.122 W/kg

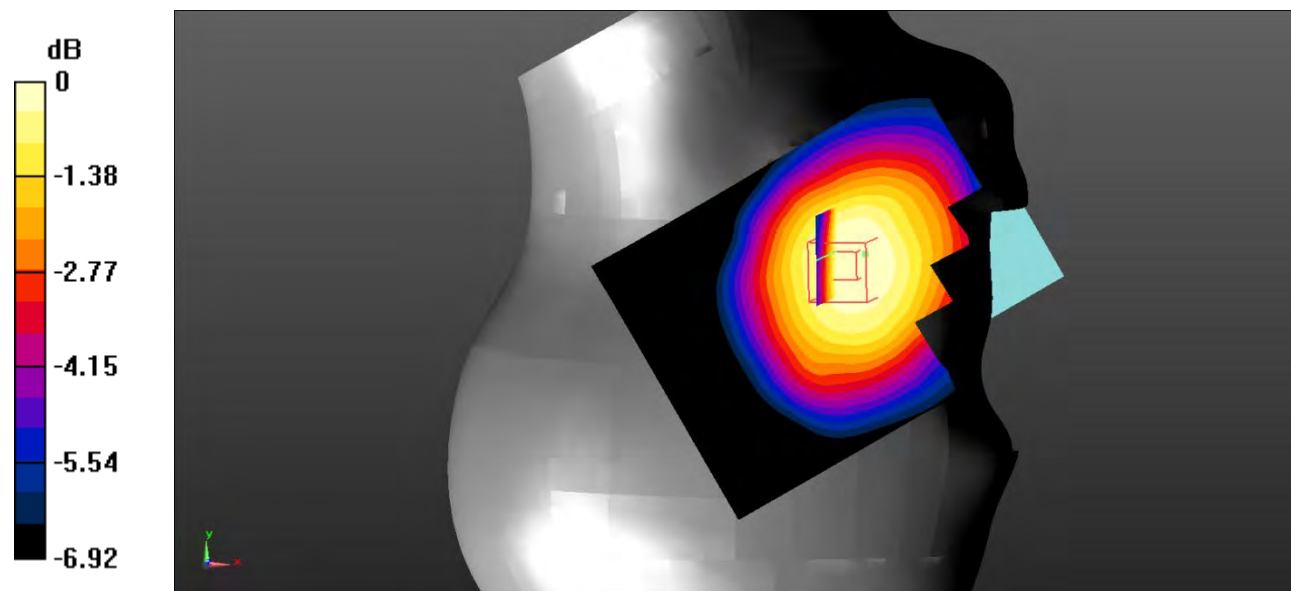
**Zoom Scan (5x5x7)/Cube 0:** Measurement grid: dx=8mm, dy=8mm, dz=5mm

Reference Value = 4.302 V/m; Power Drift = -0.03 dB

Peak SAR (extrapolated) = 0.144 W/kg

**SAR(1 g) = 0.122 W/kg; SAR(10 g) = 0.096 W/kg**

Maximum value of SAR (measured) = 0.122 W/kg



0 dB = 0.122 W/kg = -9.14 dBW/kg

**Test Plot 94#: LTE Band 12\_Head Right Cheek\_50%RB\_Middle**

**DUT: Smart phone; Type: ART 1 PRO; Serial: RSZ200707001-SA-S1;**

Communication System: Generic FDD-LTE; Frequency: 707.5 MHz;Duty Cycle: 1:1  
 Medium parameters used:  $f = 707.5$  MHz;  $\sigma = 0.887$  S/m;  $\epsilon_r = 43.009$ ;  $\rho = 1000$  kg/m<sup>3</sup> ;  
 Phantom section: Right Section

DASY5 Configuration:

- Probe: EX3DV4 - SN7522; ConvF(9.92, 9.92, 9.92) @707.5 MHz;
- Sensor-Surface: 4mm (Mechanical Surface Detection)
- Electronics: DAE4 SN1562;Calibrated: 3/3/2020
- Phantom: SAM-Twin V8.0 P1aP2a; Type: QD 000 P41 AA; Serial: 1962
- Measurement SW: DASY52, Version 52.10 (2) ;

**Area Scan (71x91x1):** Interpolated grid: dx=1.500 mm, dy=1.500 mm

Maximum value of SAR (interpolated) = 0.104 W/kg


**Zoom Scan (5x5x7)/Cube 0:** Measurement grid: dx=8mm, dy=8mm, dz=5mm

Reference Value = 4.080 V/m; Power Drift = 0.04 dB

Peak SAR (extrapolated) = 0.120 W/kg

**SAR(1 g) = 0.102 W/kg; SAR(10 g) = 0.080 W/kg**

Maximum value of SAR (measured) = 0.103 W/kg



0 dB = 0.103 W/kg = -9.87 dBW/kg

**Test Plot 95#: LTE Band 12\_Head Right Tilt\_1RB\_Middle**

**DUT: Smart phone; Type: ART 1 PRO; Serial: RSZ200707001-SA-S1;**

Communication System: Generic FDD-LTE; Frequency: 707.5 MHz; Duty Cycle: 1:1  
 Medium parameters used:  $f = 707.5 \text{ MHz}$ ;  $\sigma = 0.887 \text{ S/m}$ ;  $\epsilon_r = 43.009$ ;  $\rho = 1000 \text{ kg/m}^3$  ;  
 Phantom section: Right Section

DASY5 Configuration:

- Probe: EX3DV4 - SN7522; ConvF(9.92, 9.92, 9.92) @707.5 MHz;
- Sensor-Surface: 4mm (Mechanical Surface Detection)
- Electronics: DAE4 SN1562; Calibrated: 3/3/2020
- Phantom: SAM-Twin V8.0 P1aP2a; Type: QD 000 P41 AA; Serial: 1962
- Measurement SW: DASY52, Version 52.10 (2) ;

**Area Scan (71x91x1):** Interpolated grid:  $dx=1.500 \text{ mm}$ ,  $dy=1.500 \text{ mm}$

Maximum value of SAR (interpolated) = 0.0638 W/kg

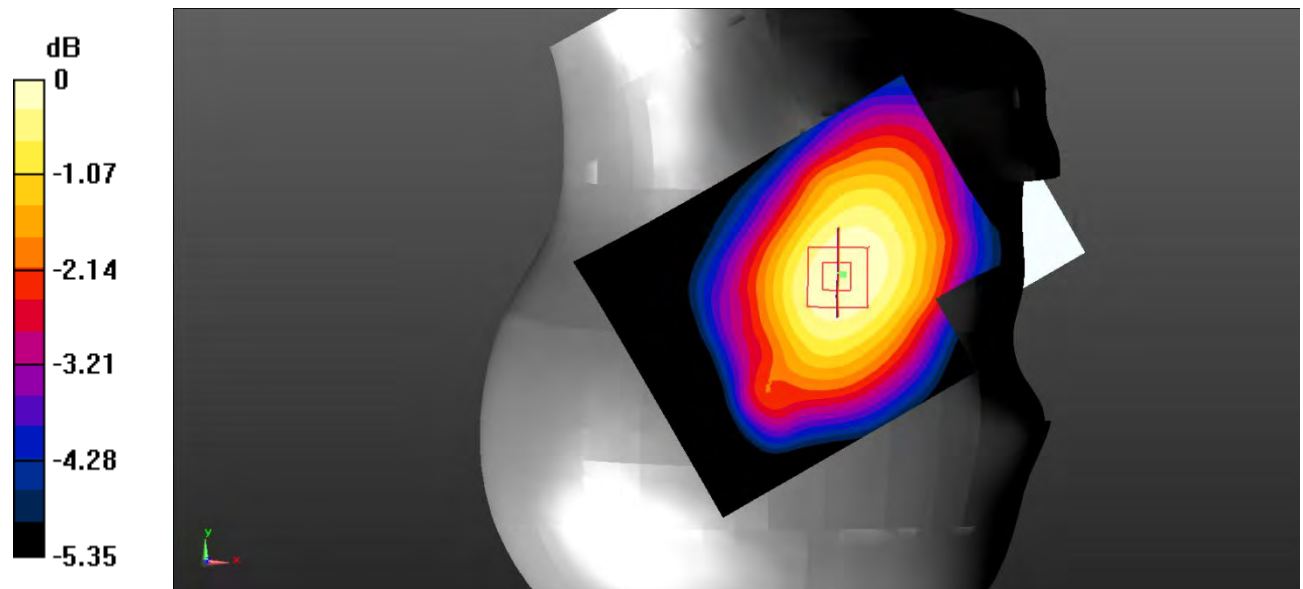
**Zoom Scan (5x5x7)/Cube 0:** Measurement grid:  $dx=8\text{mm}$ ,  $dy=8\text{mm}$ ,  $dz=5\text{mm}$

Reference Value = 5.448 V/m; Power Drift = 0.11 dB

Peak SAR (extrapolated) = 0.0710 W/kg

**SAR(1 g) = 0.062 W/kg; SAR(10 g) = 0.050 W/kg**

Maximum value of SAR (measured) = 0.0626 W/kg



0 dB = 0.0626 W/kg = -12.03 dBW/kg

**Test Plot 96#: LTE Band 12\_Head Right Tilt\_50%RB\_Middle**

**DUT: Smart phone; Type: ART 1 PRO; Serial: RSZ200707001-SA-S1;**

Communication System: Generic FDD-LTE; Frequency: 707.5 MHz; Duty Cycle: 1:1  
 Medium parameters used:  $f = 707.5 \text{ MHz}$ ;  $\sigma = 0.887 \text{ S/m}$ ;  $\epsilon_r = 43.009$ ;  $\rho = 1000 \text{ kg/m}^3$  ;  
 Phantom section: Right Section

DASY5 Configuration:

- Probe: EX3DV4 - SN7522; ConvF(9.92, 9.92, 9.92) @707.5 MHz;
- Sensor-Surface: 4mm (Mechanical Surface Detection)
- Electronics: DAE4 SN1562; Calibrated: 3/3/2020
- Phantom: SAM-Twin V8.0 P1aP2a; Type: QD 000 P41 AA; Serial: 1962
- Measurement SW: DASY52, Version 52.10 (2) ;

**Area Scan (71x91x1):** Interpolated grid:  $dx=1.500 \text{ mm}$ ,  $dy=1.500 \text{ mm}$

Maximum value of SAR (interpolated) = 0.0533 W/kg

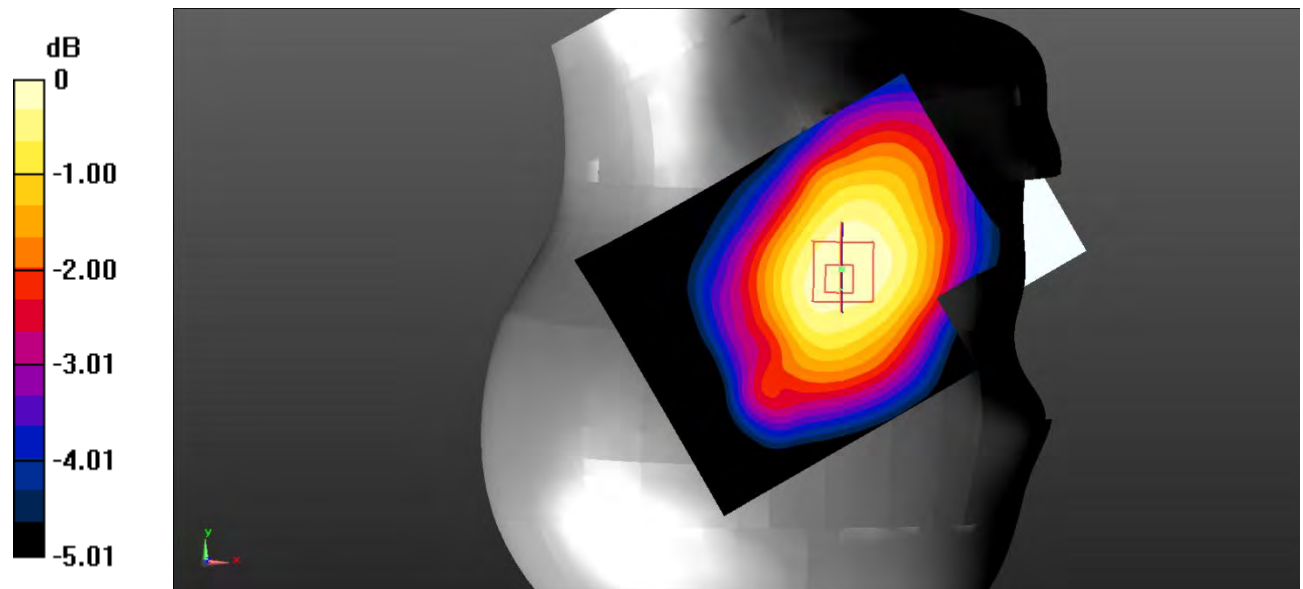
**Zoom Scan (5x5x7)/Cube 0:** Measurement grid:  $dx=8\text{mm}$ ,  $dy=8\text{mm}$ ,  $dz=5\text{mm}$

Reference Value = 5.201 V/m; Power Drift = 0.07 dB

Peak SAR (extrapolated) = 0.0610 W/kg

**SAR(1 g) = 0.053 W/kg; SAR(10 g) = 0.043 W/kg**

Maximum value of SAR (measured) = 0.0529 W/kg



0 dB = 0.0529 W/kg = -12.77 dBW/kg



**Test Plot 97#: LTE Band 12\_Body Back\_1RB\_Middle**

**DUT: Smart phone; Type: ART 1 PRO; Serial: RSZ200707001-SA-S1;**

Communication System: Generic FDD-LTE; Frequency: 707.5 MHz; Duty Cycle: 1:1  
 Medium parameters used:  $f = 707.5 \text{ MHz}$ ;  $\sigma = 0.887 \text{ S/m}$ ;  $\epsilon_r = 43.009$ ;  $\rho = 1000 \text{ kg/m}^3$  ;  
 Phantom section: Flat Section

DASY5 Configuration:

- Probe: EX3DV4 - SN7522; ConvF(9.92, 9.92, 9.92) @707.5 MHz;
- Sensor-Surface: 4mm (Mechanical Surface Detection)
- Electronics: DAE4 SN1562; Calibrated: 3/3/2020
- Phantom: SAM-Twin V8.0 P1aP2a; Type: QD 000 P41 AA; Serial: 1962
- Measurement SW: DASY52, Version 52.10 (2) ;

**Area Scan (71x91x1):** Interpolated grid:  $dx=1.500 \text{ mm}$ ,  $dy=1.500 \text{ mm}$

Maximum value of SAR (interpolated) = 0.340 W/kg

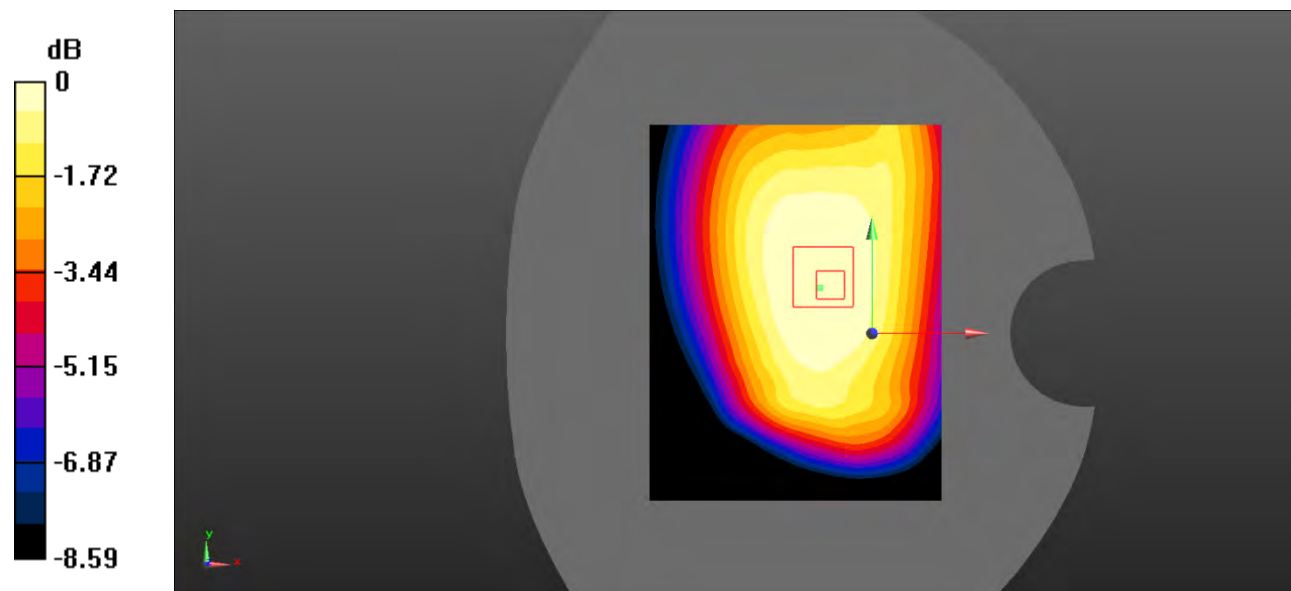
**Zoom Scan (5x5x7)/Cube 0:** Measurement grid:  $dx=8\text{mm}$ ,  $dy=8\text{mm}$ ,  $dz=5\text{mm}$

Reference Value = 18.83 V/m; Power Drift = -0.10 dB

Peak SAR (extrapolated) = 0.399 W/kg

**SAR(1 g) = 0.316 W/kg; SAR(10 g) = 0.238 W/kg**

Maximum value of SAR (measured) = 0.321 W/kg



0 dB = 0.321 W/kg = -4.93 dBW/kg

**Test Plot 98#: LTE Band 12\_Body Back\_50%RB\_Middle**

**DUT: Smart phone; Type: ART 1 PRO; Serial: RSZ200707001-SA-S1;**

Communication System: Generic FDD-LTE; Frequency: 707.5 MHz; Duty Cycle: 1:1  
 Medium parameters used:  $f = 707.5 \text{ MHz}$ ;  $\sigma = 0.887 \text{ S/m}$ ;  $\epsilon_r = 43.009$ ;  $\rho = 1000 \text{ kg/m}^3$  ;  
 Phantom section: Flat Section

DASY5 Configuration:

- Probe: EX3DV4 - SN7522; ConvF(9.92, 9.92, 9.92) @707.5 MHz;
- Sensor-Surface: 4mm (Mechanical Surface Detection)
- Electronics: DAE4 SN1562; Calibrated: 3/3/2020
- Phantom: SAM-Twin V8.0 P1aP2a; Type: QD 000 P41 AA; Serial: 1962
- Measurement SW: DASY52, Version 52.10 (2) ;

**Area Scan (71x91x1):** Interpolated grid:  $dx=1.500 \text{ mm}$ ,  $dy=1.500 \text{ mm}$

Maximum value of SAR (interpolated) = 0.283 W/kg

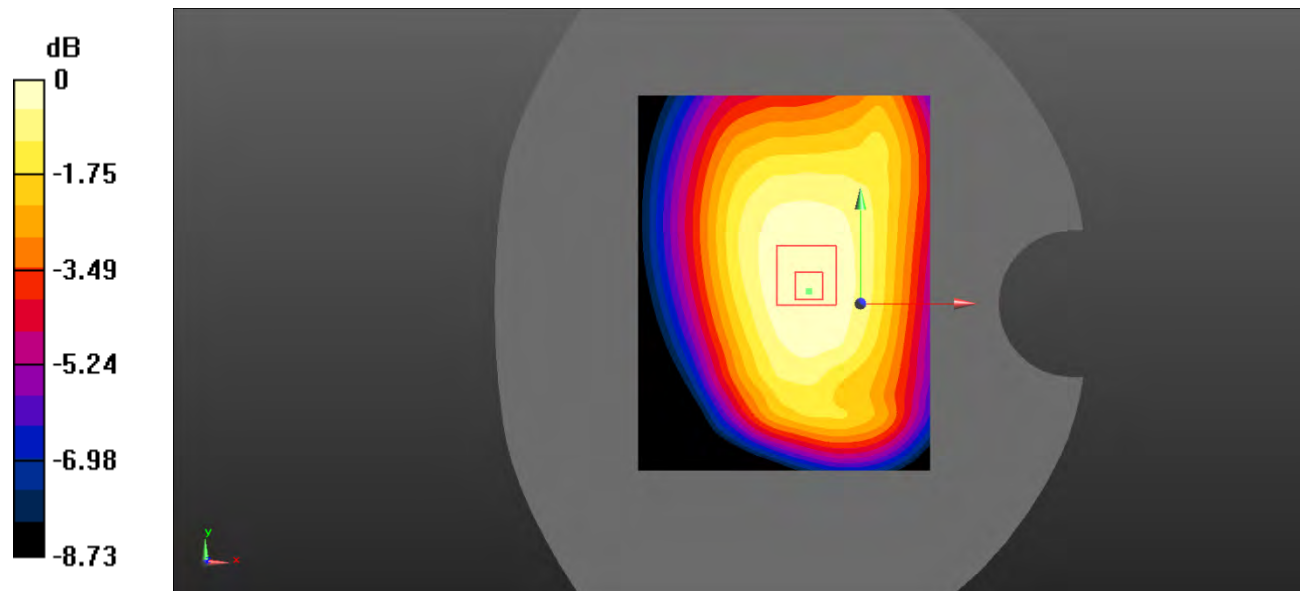
**Zoom Scan (5x5x7)/Cube 0:** Measurement grid:  $dx=8\text{mm}$ ,  $dy=8\text{mm}$ ,  $dz=5\text{mm}$

Reference Value = 17.82 V/m; Power Drift = -0.04 dB

Peak SAR (extrapolated) = 0.340 W/kg

**SAR(1 g) = 0.277 W/kg; SAR(10 g) = 0.210 W/kg**

Maximum value of SAR (measured) = 0.282 W/kg



0 dB = 0.282 W/kg = -5.50 dBW/kg

**Test Plot 99#: LTE Band 12\_Body Left\_1RB\_Middle**

**DUT: Smart phone; Type: ART 1 PRO; Serial: RSZ200707001-SA-S1;**

Communication System: Generic FDD-LTE; Frequency: 707.5 MHz; Duty Cycle: 1:1  
 Medium parameters used:  $f = 707.5 \text{ MHz}$ ;  $\sigma = 0.887 \text{ S/m}$ ;  $\epsilon_r = 43.009$ ;  $\rho = 1000 \text{ kg/m}^3$  ;  
 Phantom section: Flat Section

DASY5 Configuration:

- Probe: EX3DV4 - SN7522; ConvF(9.92, 9.92, 9.92) @707.5 MHz;
- Sensor-Surface: 4mm (Mechanical Surface Detection)
- Electronics: DAE4 SN1562; Calibrated: 3/3/2020
- Phantom: SAM-Twin V8.0 P1aP2a; Type: QD 000 P41 AA; Serial: 1962
- Measurement SW: DASY52, Version 52.10 (2) ;

**Area Scan (71x121x1):** Interpolated grid:  $dx=1.500 \text{ mm}$ ,  $dy=1.500 \text{ mm}$

Maximum value of SAR (interpolated) = 0.309 W/kg

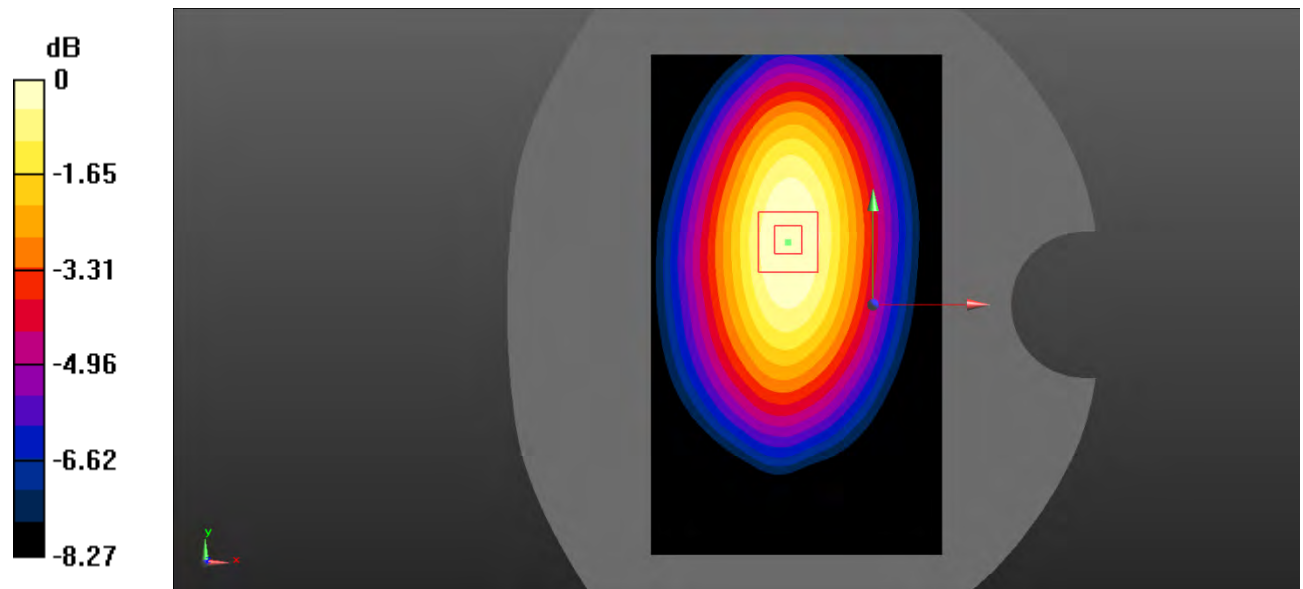
**Zoom Scan (5x5x7)/Cube 0:** Measurement grid:  $dx=8\text{mm}$ ,  $dy=8\text{mm}$ ,  $dz=5\text{mm}$

Reference Value = 17.76 V/m; Power Drift = -0.16 dB

Peak SAR (extrapolated) = 0.394 W/kg

**SAR(1 g) = 0.290 W/kg; SAR(10 g) = 0.204 W/kg**

Maximum value of SAR (measured) = 0.301 W/kg



0 dB = 0.301 W/kg = -5.21 dBW/kg

**Test Plot 100#: LTE Band 12\_Body Left\_50%RB\_Middle**

**DUT: Smart phone; Type: ART 1 PRO; Serial: RSZ200707001-SA-S1;**

Communication System: Generic FDD-LTE; Frequency: 707.5 MHz; Duty Cycle: 1:1  
 Medium parameters used:  $f = 707.5 \text{ MHz}$ ;  $\sigma = 0.887 \text{ S/m}$ ;  $\epsilon_r = 43.009$ ;  $\rho = 1000 \text{ kg/m}^3$  ;  
 Phantom section: Flat Section

DASY5 Configuration:

- Probe: EX3DV4 - SN7522; ConvF(9.92, 9.92, 9.92) @707.5 MHz;
- Sensor-Surface: 4mm (Mechanical Surface Detection)
- Electronics: DAE4 SN1562; Calibrated: 3/3/2020
- Phantom: SAM-Twin V8.0 P1aP2a; Type: QD 000 P41 AA; Serial: 1962
- Measurement SW: DASY52, Version 52.10 (2) ;

**Area Scan (71x121x1):** Interpolated grid:  $dx=1.500 \text{ mm}$ ,  $dy=1.500 \text{ mm}$

Maximum value of SAR (interpolated) = 0.244 W/kg

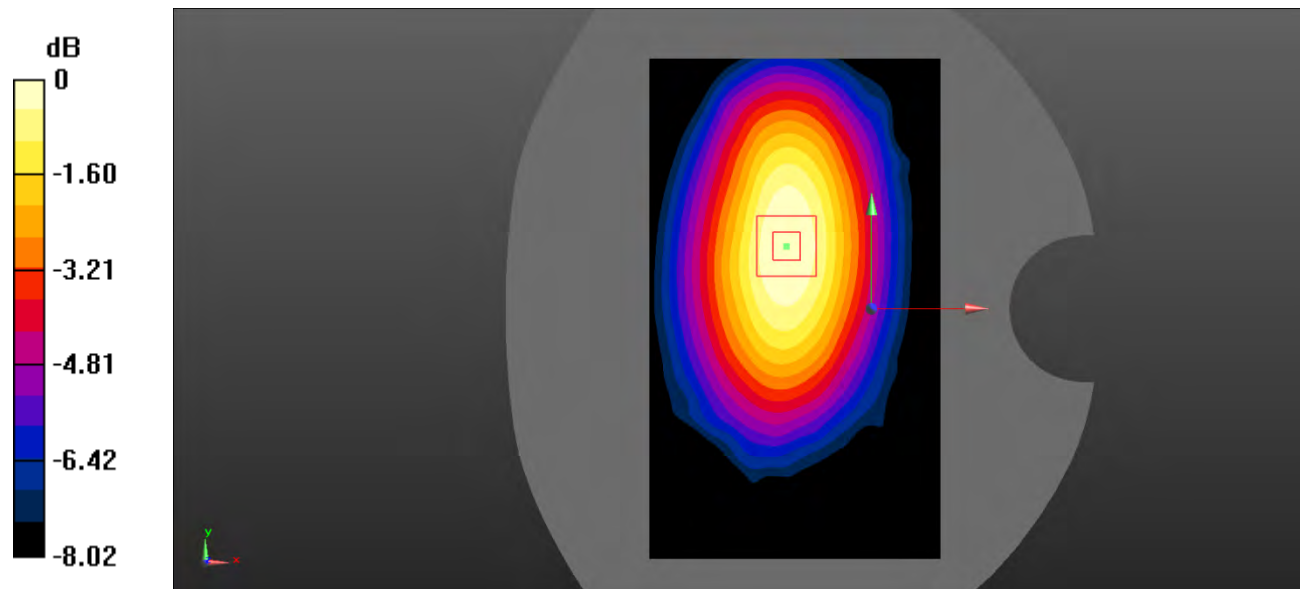
**Zoom Scan (5x5x7)/Cube 0:** Measurement grid:  $dx=8\text{mm}$ ,  $dy=8\text{mm}$ ,  $dz=5\text{mm}$

Reference Value = 15.27 V/m; Power Drift = 0.00 dB

Peak SAR (extrapolated) = 0.316 W/kg

**SAR(1 g) = 0.234 W/kg; SAR(10 g) = 0.165 W/kg**

Maximum value of SAR (measured) = 0.241 W/kg



0 dB = 0.241 W/kg = -6.18 dBW/kg

**Test Plot 101#: LTE Band 12\_Body Right\_1RB\_Middle**

**DUT: Smart phone; Type: ART 1 PRO; Serial: RSZ200707001-SA-S1;**

Communication System: Generic FDD-LTE; Frequency: 707.5 MHz; Duty Cycle: 1:1  
 Medium parameters used:  $f = 707.5 \text{ MHz}$ ;  $\sigma = 0.887 \text{ S/m}$ ;  $\epsilon_r = 43.009$ ;  $\rho = 1000 \text{ kg/m}^3$  ;  
 Phantom section: Flat Section

DASY5 Configuration:

- Probe: EX3DV4 - SN7522; ConvF(9.92, 9.92, 9.92) @707.5 MHz;
- Sensor-Surface: 4mm (Mechanical Surface Detection)
- Electronics: DAE4 SN1562; Calibrated: 3/3/2020
- Phantom: SAM-Twin V8.0 P1aP2a; Type: QD 000 P41 AA; Serial: 1962
- Measurement SW: DASY52, Version 52.10 (2) ;

**Area Scan (71x121x1):** Interpolated grid:  $dx=1.500 \text{ mm}$ ,  $dy=1.500 \text{ mm}$

Maximum value of SAR (interpolated) = 0.323 W/kg

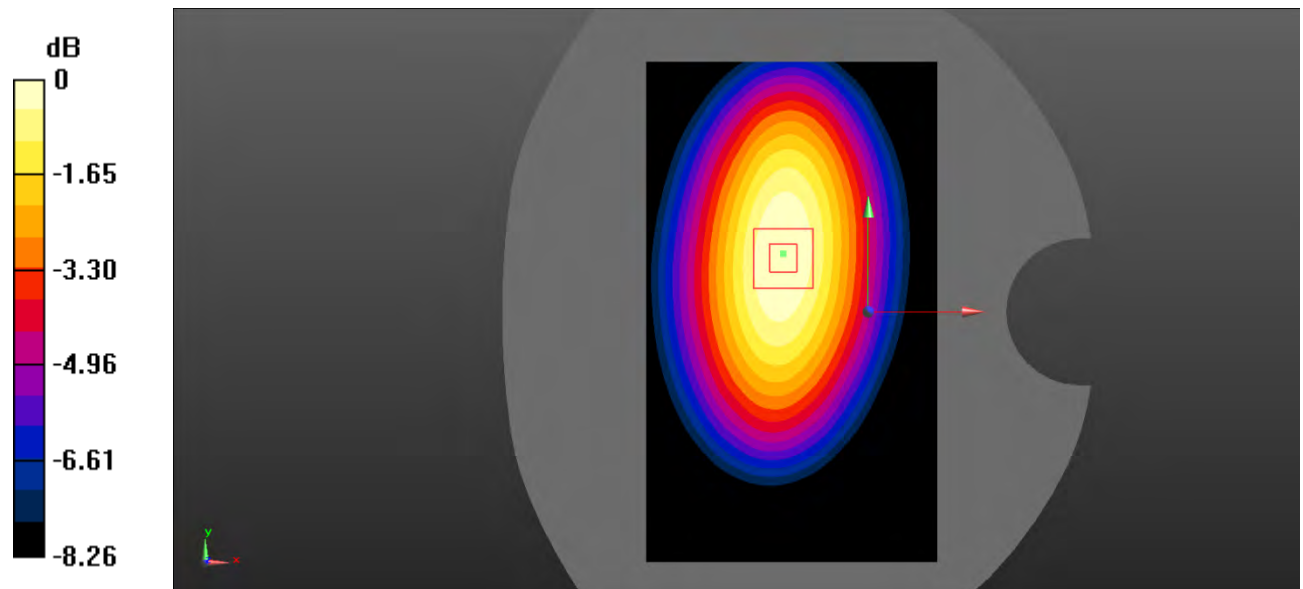
**Zoom Scan (5x5x7)/Cube 0:** Measurement grid:  $dx=8\text{mm}$ ,  $dy=8\text{mm}$ ,  $dz=5\text{mm}$

Reference Value = 17.77 V/m; Power Drift = 0.00 dB

Peak SAR (extrapolated) = 0.413 W/kg

**SAR(1 g) = 0.308 W/kg; SAR(10 g) = 0.217 W/kg**

Maximum value of SAR (measured) = 0.319 W/kg



0 dB = 0.319 W/kg = -4.96 dBW/kg

**Test Plot 102#: LTE Band 12\_Body Right\_50%RB\_Middle**

**DUT: Smart phone; Type: ART 1 PRO; Serial: RSZ200707001-SA-S1;**

Communication System: Generic FDD-LTE; Frequency: 707.5 MHz; Duty Cycle: 1:1  
 Medium parameters used:  $f = 707.5 \text{ MHz}$ ;  $\sigma = 0.887 \text{ S/m}$ ;  $\epsilon_r = 43.009$ ;  $\rho = 1000 \text{ kg/m}^3$  ;  
 Phantom section: Flat Section

DASY5 Configuration:

- Probe: EX3DV4 - SN7522; ConvF(9.92, 9.92, 9.92) @707.5 MHz;
- Sensor-Surface: 4mm (Mechanical Surface Detection)
- Electronics: DAE4 SN1562; Calibrated: 3/3/2020
- Phantom: SAM-Twin V8.0 P1aP2a; Type: QD 000 P41 AA; Serial: 1962
- Measurement SW: DASY52, Version 52.10 (2) ;

**Area Scan (71x121x1):** Interpolated grid:  $dx=1.500 \text{ mm}$ ,  $dy=1.500 \text{ mm}$

Maximum value of SAR (interpolated) = 0.265 W/kg

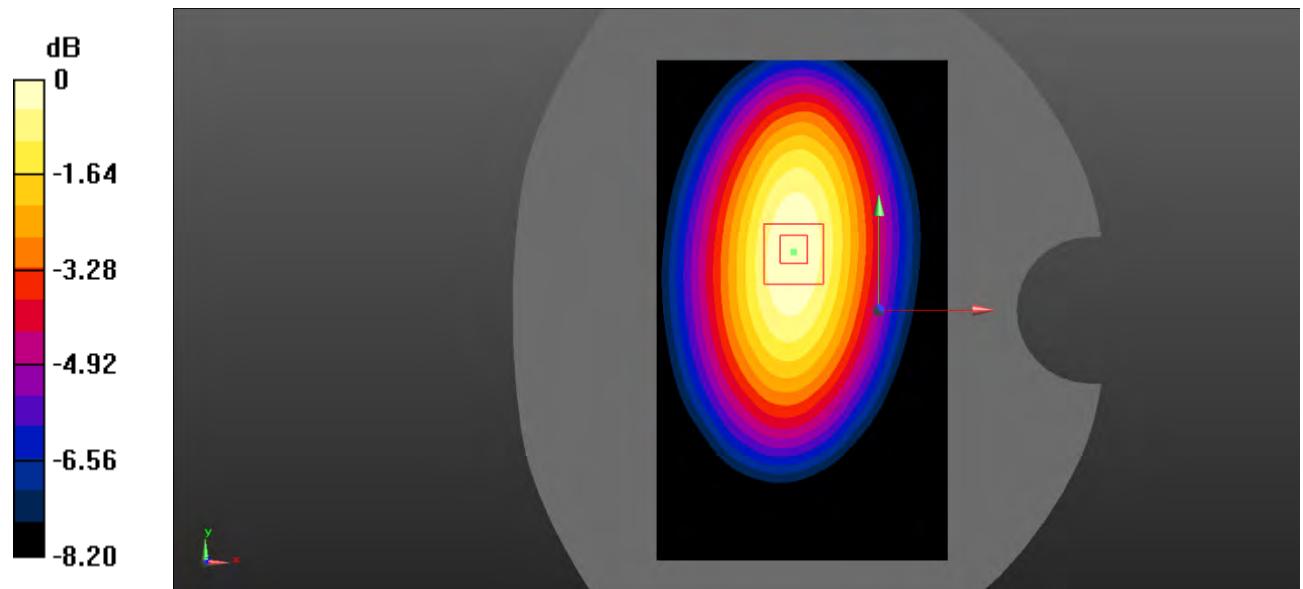
**Zoom Scan (5x5x7)/Cube 0:** Measurement grid:  $dx=8\text{mm}$ ,  $dy=8\text{mm}$ ,  $dz=5\text{mm}$

Reference Value = 16.34 V/m; Power Drift = -0.12 dB

Peak SAR (extrapolated) = 0.347 W/kg

**SAR(1 g) = 0.255 W/kg; SAR(10 g) = 0.179 W/kg**

Maximum value of SAR (measured) = 0.265 W/kg



0 dB = 0.265 W/kg = -5.77 dBW/kg

**Test Plot 103#: LTE Band 12\_Body Bottom\_1RB\_Middle**

**DUT: Smart phone; Type: ART 1 PRO; Serial: RSZ200707001-SA-S1;**

Communication System: Generic FDD-LTE; Frequency: 707.5 MHz; Duty Cycle: 1:1  
 Medium parameters used:  $f = 707.5 \text{ MHz}$ ;  $\sigma = 0.887 \text{ S/m}$ ;  $\epsilon_r = 43.009$ ;  $\rho = 1000 \text{ kg/m}^3$  ;  
 Phantom section: Flat Section

DASY5 Configuration:

- Probe: EX3DV4 - SN7522; ConvF(9.92, 9.92, 9.92) @707.5 MHz;
- Sensor-Surface: 4mm (Mechanical Surface Detection)
- Electronics: DAE4 SN1562; Calibrated: 3/3/2020
- Phantom: SAM-Twin V8.0 P1aP2a; Type: QD 000 P41 AA; Serial: 1962
- Measurement SW: DASY52, Version 52.10 (2) ;

**Area Scan (71x91x1):** Interpolated grid:  $dx=1.500 \text{ mm}$ ,  $dy=1.500 \text{ mm}$

Maximum value of SAR (interpolated) = 0.0602 W/kg

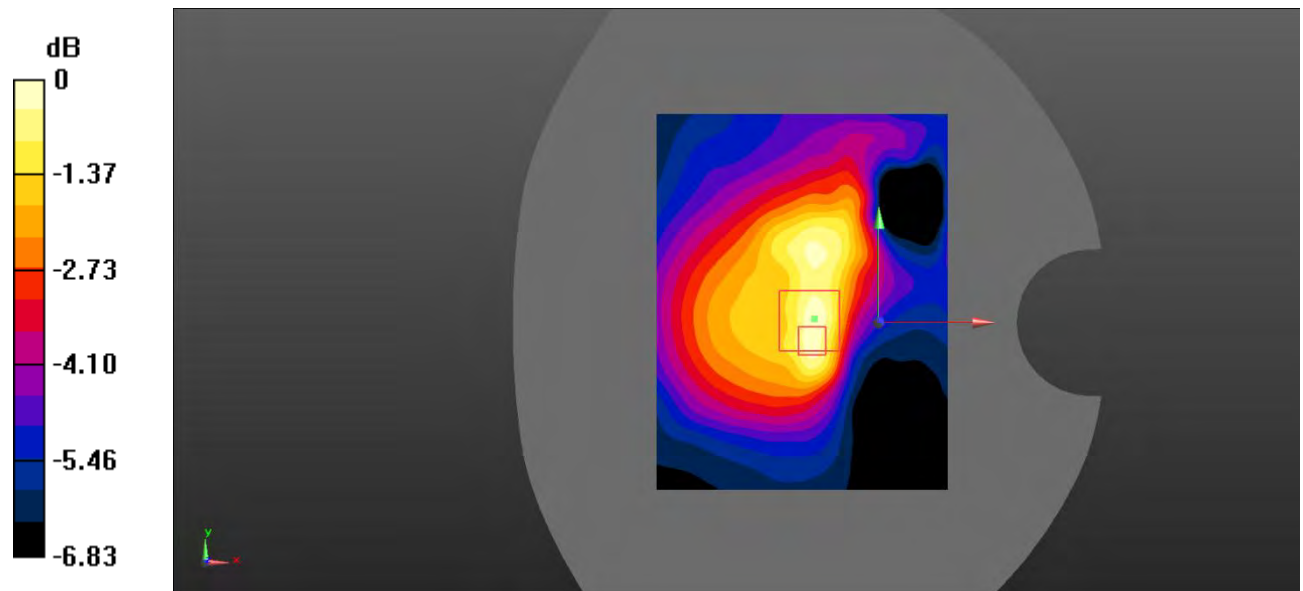
**Zoom Scan (5x5x7)/Cube 0:** Measurement grid:  $dx=8\text{mm}$ ,  $dy=8\text{mm}$ ,  $dz=5\text{mm}$

Reference Value = 8.314 V/m; Power Drift = -0.16 dB

Peak SAR (extrapolated) = 0.129 W/kg

**SAR(1 g) = 0.058 W/kg; SAR(10 g) = 0.036 W/kg**

Maximum value of SAR (measured) = 0.0610 W/kg



0 dB = 0.0610 W/kg = -12.15 dBW/kg

**Test Plot 104#: LTE Band 12\_Body Bottom\_50%RB\_Middle**

**DUT: Smart phone; Type: ART 1 PRO; Serial: RSZ200707001-SA-S1;**

Communication System: Generic FDD-LTE; Frequency: 707.5 MHz; Duty Cycle: 1:1  
 Medium parameters used:  $f = 707.5 \text{ MHz}$ ;  $\sigma = 0.887 \text{ S/m}$ ;  $\epsilon_r = 43.009$ ;  $\rho = 1000 \text{ kg/m}^3$  ;  
 Phantom section: Flat Section

DASY5 Configuration:

- Probe: EX3DV4 - SN7522; ConvF(9.92, 9.92, 9.92) @707.5 MHz;
- Sensor-Surface: 4mm (Mechanical Surface Detection)
- Electronics: DAE4 SN1562; Calibrated: 3/3/2020
- Phantom: SAM-Twin V8.0 P1aP2a; Type: QD 000 P41 AA; Serial: 1962
- Measurement SW: DASY52, Version 52.10 (2) ;

**Area Scan (71x91x1):** Interpolated grid:  $dx=1.500 \text{ mm}$ ,  $dy=1.500 \text{ mm}$

Maximum value of SAR (interpolated) = 0.0511 W/kg

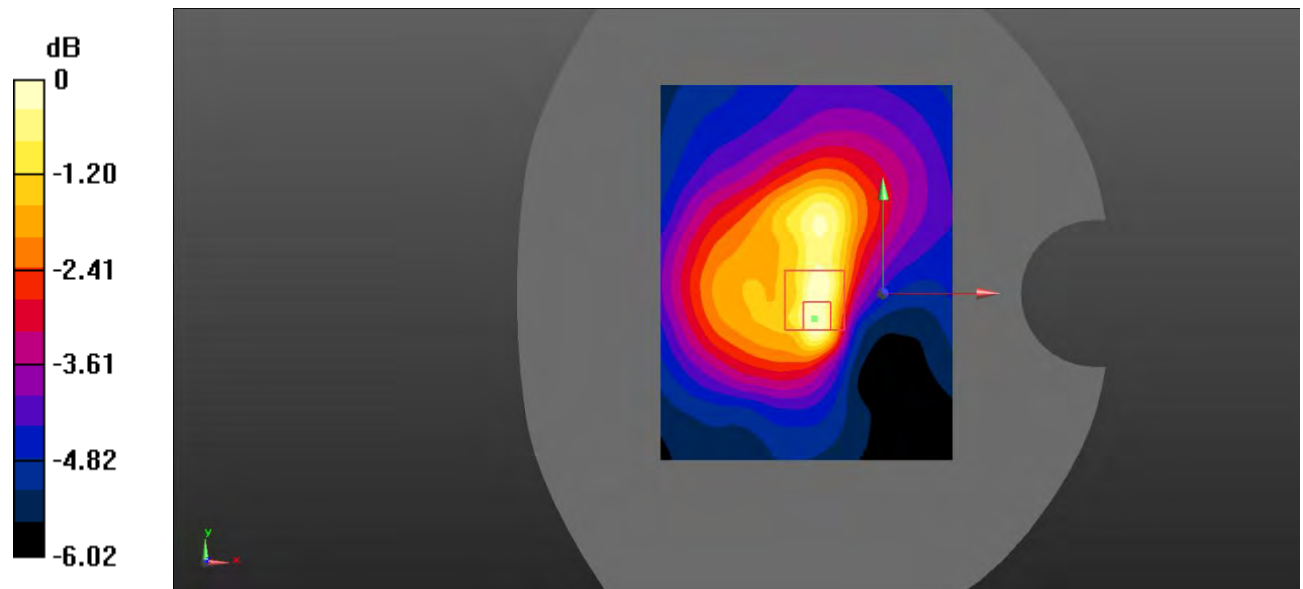
**Zoom Scan (5x5x7)/Cube 0:** Measurement grid:  $dx=8\text{mm}$ ,  $dy=8\text{mm}$ ,  $dz=5\text{mm}$

Reference Value = 7.427 V/m; Power Drift = -0.03 dB

Peak SAR (extrapolated) = 0.131 W/kg

**SAR(1 g) = 0.049 W/kg; SAR(10 g) = 0.031 W/kg**

Maximum value of SAR (measured) = 0.0494 W/kg



0 dB = 0.0494 W/kg = -13.06 dBW/kg



**Test Plot 105#: LTE Band 17\_Head Left Cheek\_1RB\_Middle**

**DUT: Smart phone; Type: ART 1 PRO; Serial: RSZ200707001-SA-S1;**

Communication System: Generic FDD-LTE; Frequency: 710 MHz; Duty Cycle: 1:1  
 Medium parameters used:  $f = 710 \text{ MHz}$ ;  $\sigma = 0.891 \text{ S/m}$ ;  $\epsilon_r = 42.762$ ;  $\rho = 1000 \text{ kg/m}^3$  ;  
 Phantom section: Left Section

DASY5 Configuration:

- Probe: EX3DV4 - SN7522; ConvF(9.92, 9.92, 9.92) @710 MHz;
- Sensor-Surface: 4mm (Mechanical Surface Detection)
- Electronics: DAE4 SN1562; Calibrated: 3/3/2020
- Phantom: SAM-Twin V8.0 P1aP2a; Type: QD 000 P41 AA; Serial: 1962
- Measurement SW: DASY52, Version 52.10 (2) ;

**Area Scan (71x91x1):** Interpolated grid:  $dx=1.500 \text{ mm}$ ,  $dy=1.500 \text{ mm}$

Maximum value of SAR (interpolated) = 0.102 W/kg

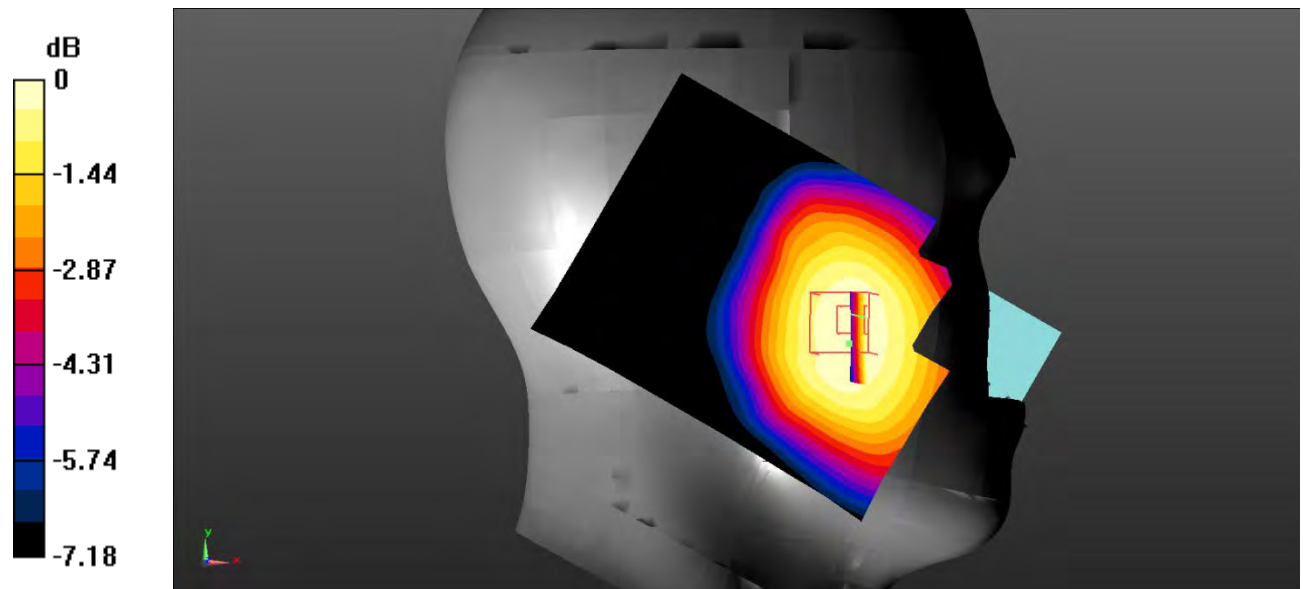
**Zoom Scan (5x5x7)/Cube 0:** Measurement grid:  $dx=8\text{mm}$ ,  $dy=8\text{mm}$ ,  $dz=5\text{mm}$

Reference Value = 4.241 V/m; Power Drift = 0.15 dB

Peak SAR (extrapolated) = 0.122 W/kg

**SAR(1 g) = 0.102 W/kg; SAR(10 g) = 0.082 W/kg**

Maximum value of SAR (measured) = 0.103 W/kg



0 dB = 0.103 W/kg = -9.87 dBW/kg

**Test Plot 106#: LTE Band 17\_Head Left Cheek\_50%RB\_Middle**

**DUT: Smart phone; Type: ART 1 PRO; Serial: RSZ200707001-SA-S1;**

Communication System: Generic FDD-LTE; Frequency: 710 MHz;Duty Cycle: 1:1  
 Medium parameters used:  $f = 710 \text{ MHz}$ ;  $\sigma = 0.891 \text{ S/m}$ ;  $\epsilon_r = 42.762$ ;  $\rho = 1000 \text{ kg/m}^3$  ;  
 Phantom section: Left Section

DASY5 Configuration:

- Probe: EX3DV4 - SN7522; ConvF(9.92, 9.92, 9.92) @710 MHz;
- Sensor-Surface: 4mm (Mechanical Surface Detection)
- Electronics: DAE4 SN1562;Calibrated: 3/3/2020
- Phantom: SAM-Twin V8.0 P1aP2a; Type: QD 000 P41 AA; Serial: 1962
- Measurement SW: DASY52, Version 52.10 (2) ;

**Area Scan (71x91x1):** Interpolated grid:  $dx=1.500 \text{ mm}$ ,  $dy=1.500 \text{ mm}$

Maximum value of SAR (interpolated) = 0.0862 W/kg

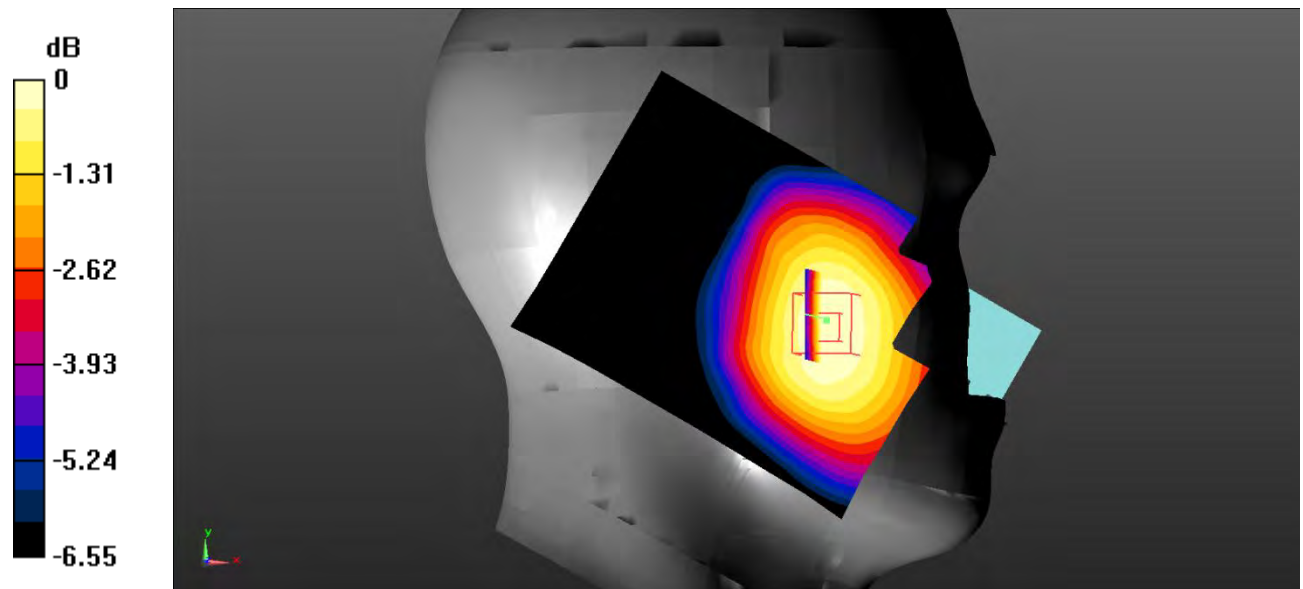
**Zoom Scan (5x5x7)/Cube 0:** Measurement grid:  $dx=8\text{mm}$ ,  $dy=8\text{mm}$ ,  $dz=5\text{mm}$

Reference Value = 4.129 V/m; Power Drift = 0.18 dB

Peak SAR (extrapolated) = 0.100 W/kg

**SAR(1 g) = 0.085 W/kg; SAR(10 g) = 0.068 W/kg**

Maximum value of SAR (measured) = 0.0861 W/kg



0 dB = 0.0861 W/kg = -10.65 dBW/kg

**Test Plot 107#: LTE Band 17\_Head Left Tilt\_1RB\_Middle**

**DUT: Smart phone; Type: ART 1 PRO; Serial: RSZ200707001-SA-S1;**

Communication System: Generic FDD-LTE; Frequency: 710 MHz; Duty Cycle: 1:1  
 Medium parameters used:  $f = 710 \text{ MHz}$ ;  $\sigma = 0.891 \text{ S/m}$ ;  $\epsilon_r = 42.762$ ;  $\rho = 1000 \text{ kg/m}^3$  ;  
 Phantom section: Left Section

DASY5 Configuration:

- Probe: EX3DV4 - SN7522; ConvF(9.92, 9.92, 9.92) @710 MHz;
- Sensor-Surface: 4mm (Mechanical Surface Detection)
- Electronics: DAE4 SN1562; Calibrated: 3/3/2020
- Phantom: SAM-Twin V8.0 P1aP2a; Type: QD 000 P41 AA; Serial: 1962
- Measurement SW: DASY52, Version 52.10 (2) ;

**Area Scan (71x91x1):** Interpolated grid:  $dx=1.500 \text{ mm}$ ,  $dy=1.500 \text{ mm}$

Maximum value of SAR (interpolated) = 0.0625 W/kg

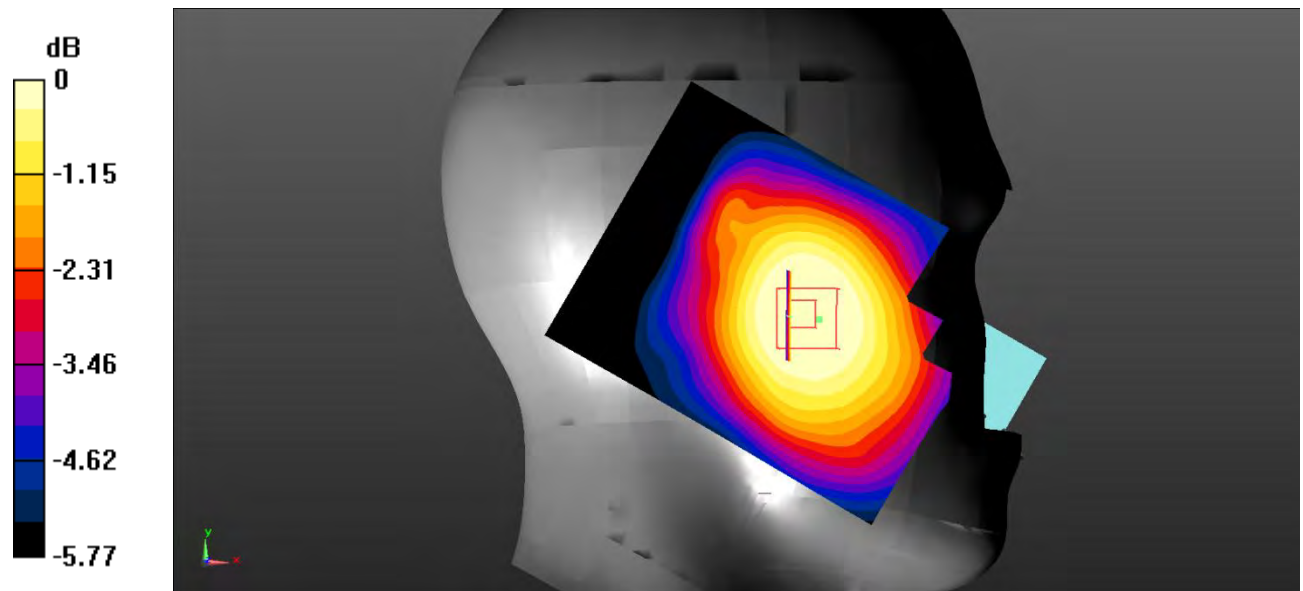
**Zoom Scan (5x5x7)/Cube 0:** Measurement grid:  $dx=8\text{mm}$ ,  $dy=8\text{mm}$ ,  $dz=5\text{mm}$

Reference Value = 5.088 V/m; Power Drift = 0.13 dB

Peak SAR (extrapolated) = 0.0670 W/kg

**SAR(1 g) = 0.058 W/kg; SAR(10 g) = 0.048 W/kg**

Maximum value of SAR (measured) = 0.0584 W/kg



0 dB = 0.0584 W/kg = -12.34 dBW/kg

**Test Plot 108#: LTE Band 17\_Head Left Tilt\_50%RB\_Middle**

**DUT: Smart phone; Type: ART 1 PRO; Serial: RSZ200707001-SA-S1;**

Communication System: Generic FDD-LTE; Frequency: 710 MHz;Duty Cycle: 1:1  
 Medium parameters used:  $f = 710 \text{ MHz}$ ;  $\sigma = 0.891 \text{ S/m}$ ;  $\epsilon_r = 42.762$ ;  $\rho = 1000 \text{ kg/m}^3$  ;  
 Phantom section: Left Section

DASY5 Configuration:

- Probe: EX3DV4 - SN7522; ConvF(9.92, 9.92, 9.92) @710 MHz;
- Sensor-Surface: 4mm (Mechanical Surface Detection)
- Electronics: DAE4 SN1562;Calibrated: 3/3/2020
- Phantom: SAM-Twin V8.0 P1aP2a; Type: QD 000 P41 AA; Serial: 1962
- Measurement SW: DASY52, Version 52.10 (2) ;

**Area Scan (71x91x1):** Interpolated grid:  $dx=1.500 \text{ mm}$ ,  $dy=1.500 \text{ mm}$

Maximum value of SAR (interpolated) = 0.0491 W/kg

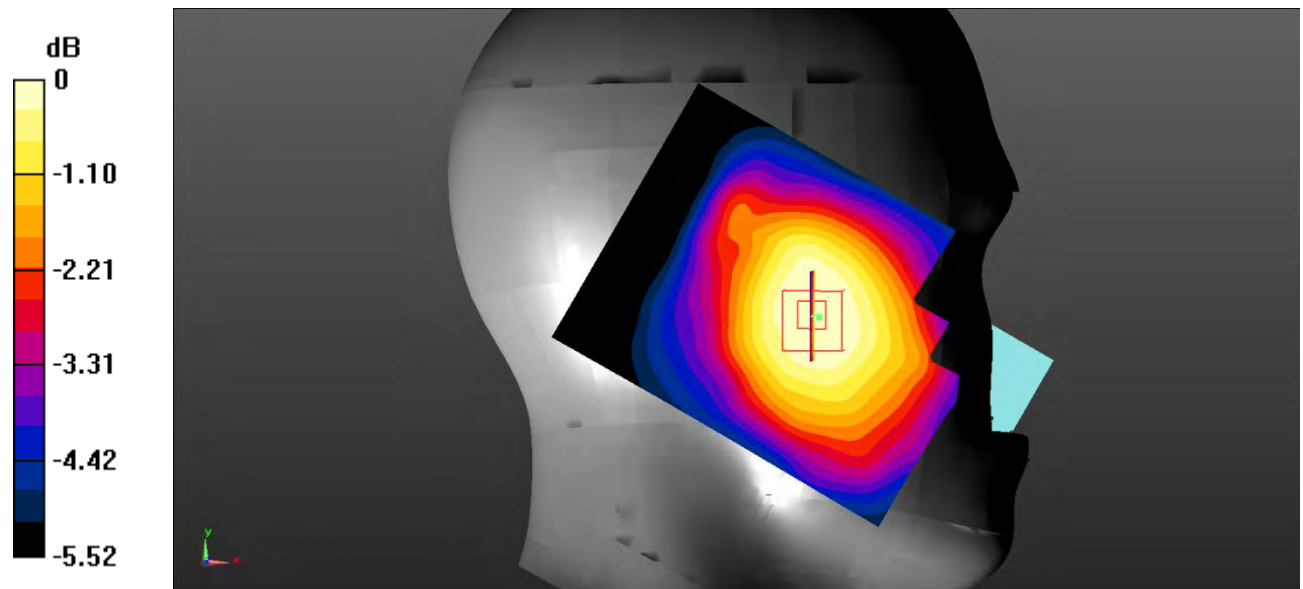
**Zoom Scan (5x5x7)/Cube 0:** Measurement grid:  $dx=8\text{mm}$ ,  $dy=8\text{mm}$ ,  $dz=5\text{mm}$

Reference Value = 4.659 V/m; Power Drift = 0.12 dB

Peak SAR (extrapolated) = 0.0550 W/kg

**SAR(1 g) = 0.048 W/kg; SAR(10 g) = 0.039 W/kg**

Maximum value of SAR (measured) = 0.0483 W/kg



0 dB = 0.0483 W/kg = -13.16 dBW/kg

**Test Plot 109#: LTE Band 17\_Head Right Cheek\_1RB\_Middle**

**DUT: Smart phone; Type: ART 1 PRO; Serial: RSZ200707001-SA-S1;**

Communication System: Generic FDD-LTE; Frequency: 710 MHz;Duty Cycle: 1:1  
 Medium parameters used:  $f = 710 \text{ MHz}$ ;  $\sigma = 0.891 \text{ S/m}$ ;  $\epsilon_r = 42.762$ ;  $\rho = 1000 \text{ kg/m}^3$  ;  
 Phantom section: Right Section

DASY5 Configuration:

- Probe: EX3DV4 - SN7522; ConvF(9.92, 9.92, 9.92) @710 MHz;
- Sensor-Surface: 4mm (Mechanical Surface Detection)
- Electronics: DAE4 SN1562;Calibrated: 3/3/2020
- Phantom: SAM-Twin V8.0 P1aP2a; Type: QD 000 P41 AA; Serial: 1962
- Measurement SW: DASY52, Version 52.10 (2) ;

**Area Scan (71x91x1):** Interpolated grid:  $dx=1.500 \text{ mm}$ ,  $dy=1.500 \text{ mm}$

Maximum value of SAR (interpolated) = 0.124 W/kg

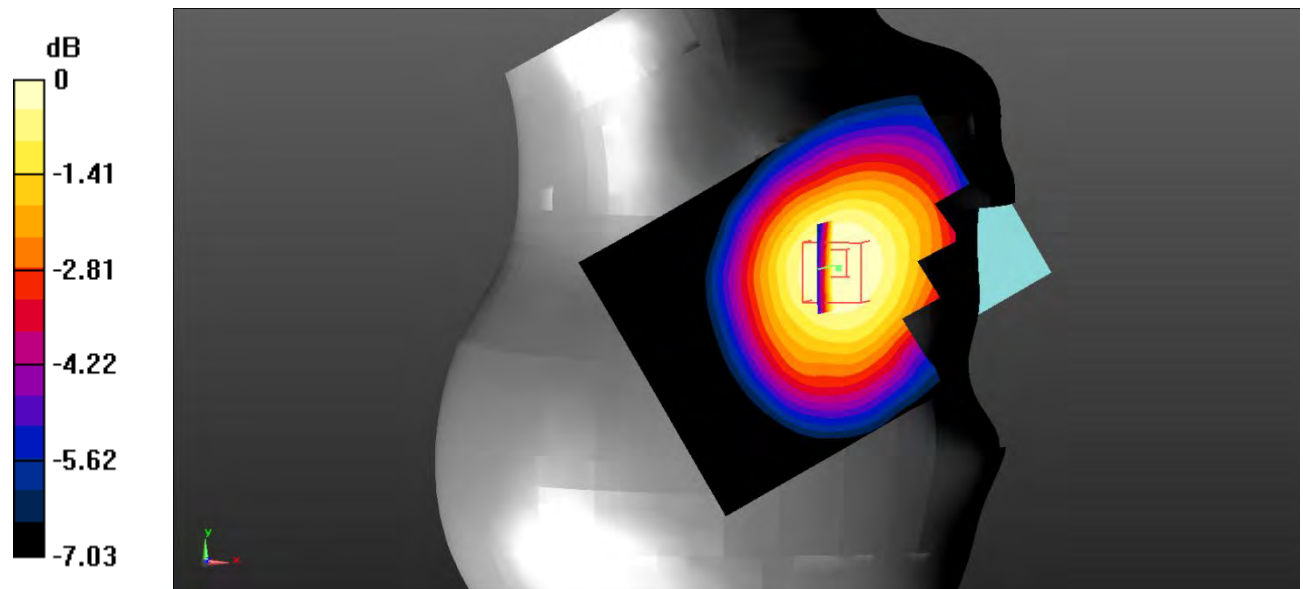
**Zoom Scan (5x5x7)/Cube 0:** Measurement grid:  $dx=8\text{mm}$ ,  $dy=8\text{mm}$ ,  $dz=5\text{mm}$

Reference Value = 4.146 V/m; Power Drift = 0.13 dB

Peak SAR (extrapolated) = 0.143 W/kg

**SAR(1 g) = 0.117 W/kg; SAR(10 g) = 0.090 W/kg**

Maximum value of SAR (measured) = 0.119 W/kg



0 dB = 0.119 W/kg = -9.24 dBW/kg

**Test Plot 110#: LTE Band 17\_Head Right Cheek\_50%RB\_Middle**

**DUT: Smart phone; Type: ART 1 PRO; Serial: RSZ200707001-SA-S1;**

Communication System: Generic FDD-LTE; Frequency: 710 MHz; Duty Cycle: 1:1  
 Medium parameters used:  $f = 710 \text{ MHz}$ ;  $\sigma = 0.891 \text{ S/m}$ ;  $\epsilon_r = 42.762$ ;  $\rho = 1000 \text{ kg/m}^3$  ;  
 Phantom section: Right Section

DASY5 Configuration:

- Probe: EX3DV4 - SN7522; ConvF(9.92, 9.92, 9.92) @710 MHz;
- Sensor-Surface: 4mm (Mechanical Surface Detection)
- Electronics: DAE4 SN1562; Calibrated: 3/3/2020
- Phantom: SAM-Twin V8.0 P1aP2a; Type: QD 000 P41 AA; Serial: 1962
- Measurement SW: DASY52, Version 52.10 (2) ;

**Area Scan (71x91x1):** Interpolated grid:  $dx=1.500 \text{ mm}$ ,  $dy=1.500 \text{ mm}$

Maximum value of SAR (interpolated) = 0.0968 W/kg


**Zoom Scan (5x5x7)/Cube 0:** Measurement grid:  $dx=8\text{mm}$ ,  $dy=8\text{mm}$ ,  $dz=5\text{mm}$

Reference Value = 4.033 V/m; Power Drift = 0.16 dB

Peak SAR (extrapolated) = 0.116 W/kg

**SAR(1 g) = 0.094 W/kg; SAR(10 g) = 0.073 W/kg**

Maximum value of SAR (measured) = 0.0956 W/kg



0 dB = 0.0956 W/kg = -10.20 dBW/kg

**Test Plot 111#: LTE Band 17\_Head Right Tilt\_1RB\_Middle**

**DUT: Smart phone; Type: ART 1 PRO; Serial: RSZ200707001-SA-S1;**

Communication System: Generic FDD-LTE; Frequency: 710 MHz;Duty Cycle: 1:1  
 Medium parameters used:  $f = 710 \text{ MHz}$ ;  $\sigma = 0.891 \text{ S/m}$ ;  $\epsilon_r = 42.762$ ;  $\rho = 1000 \text{ kg/m}^3$  ;  
 Phantom section: Right Section

DASY5 Configuration:

- Probe: EX3DV4 - SN7522; ConvF(9.92, 9.92, 9.92) @710 MHz;
- Sensor-Surface: 4mm (Mechanical Surface Detection)
- Electronics: DAE4 SN1562;Calibrated: 3/3/2020
- Phantom: SAM-Twin V8.0 P1aP2a; Type: QD 000 P41 AA; Serial: 1962
- Measurement SW: DASY52, Version 52.10 (2) ;

**Area Scan (71x91x1):** Interpolated grid:  $dx=1.500 \text{ mm}$ ,  $dy=1.500 \text{ mm}$

Maximum value of SAR (interpolated) = 0.0670 W/kg

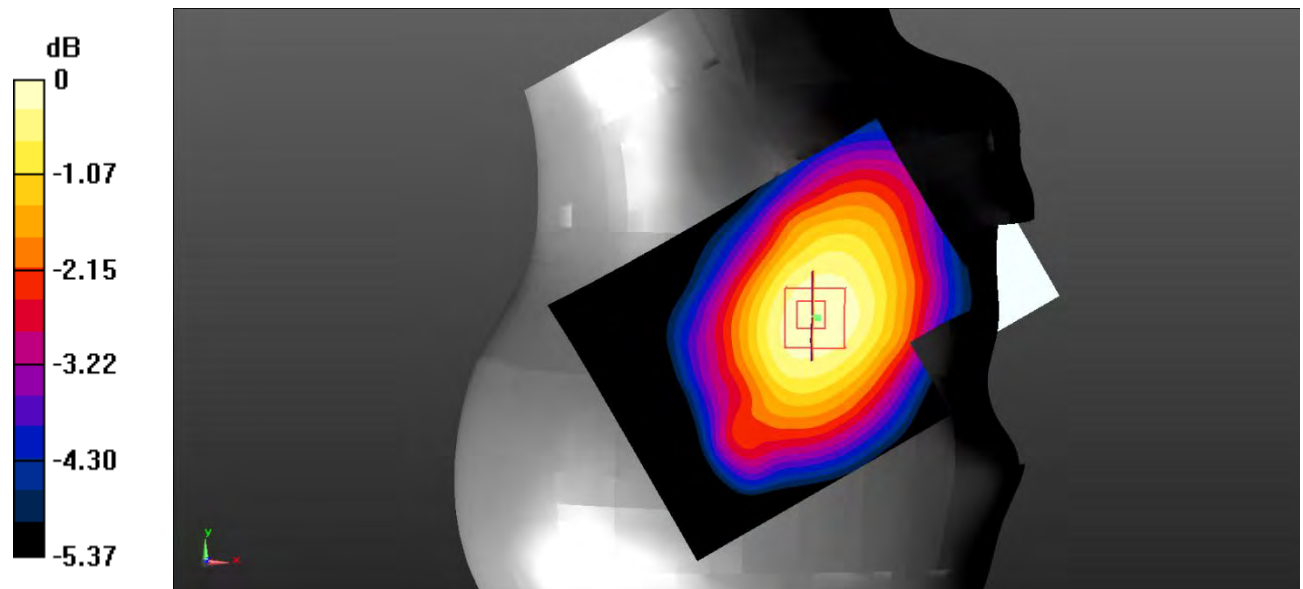
**Zoom Scan (5x5x7)/Cube 0:** Measurement grid:  $dx=8\text{mm}$ ,  $dy=8\text{mm}$ ,  $dz=5\text{mm}$

Reference Value = 5.482 V/m; Power Drift = 0.16 dB

Peak SAR (extrapolated) = 0.0760 W/kg

**SAR(1 g) = 0.066 W/kg; SAR(10 g) = 0.053 W/kg**

Maximum value of SAR (measured) = 0.0666 W/kg



0 dB = 0.0666 W/kg = -11.77 dBW/kg

**Test Plot 112#: LTE Band 17\_Head Right Tilt\_50%RB\_Middle**

**DUT: Smart phone; Type: ART 1 PRO; Serial: RSZ200707001-SA-S1;**

Communication System: Generic FDD-LTE; Frequency: 710 MHz; Duty Cycle: 1:1  
 Medium parameters used:  $f = 710 \text{ MHz}$ ;  $\sigma = 0.891 \text{ S/m}$ ;  $\epsilon_r = 42.762$ ;  $\rho = 1000 \text{ kg/m}^3$  ;  
 Phantom section: Right Section

DASY5 Configuration:

- Probe: EX3DV4 - SN7522; ConvF(9.92, 9.92, 9.92) @710 MHz;
- Sensor-Surface: 4mm (Mechanical Surface Detection)
- Electronics: DAE4 SN1562; Calibrated: 3/3/2020
- Phantom: SAM-Twin V8.0 P1aP2a; Type: QD 000 P41 AA; Serial: 1962
- Measurement SW: DASY52, Version 52.10 (2) ;

**Area Scan (71x91x1):** Interpolated grid:  $dx=1.500 \text{ mm}$ ,  $dy=1.500 \text{ mm}$

Maximum value of SAR (interpolated) =  $0.0469 \text{ W/kg}$

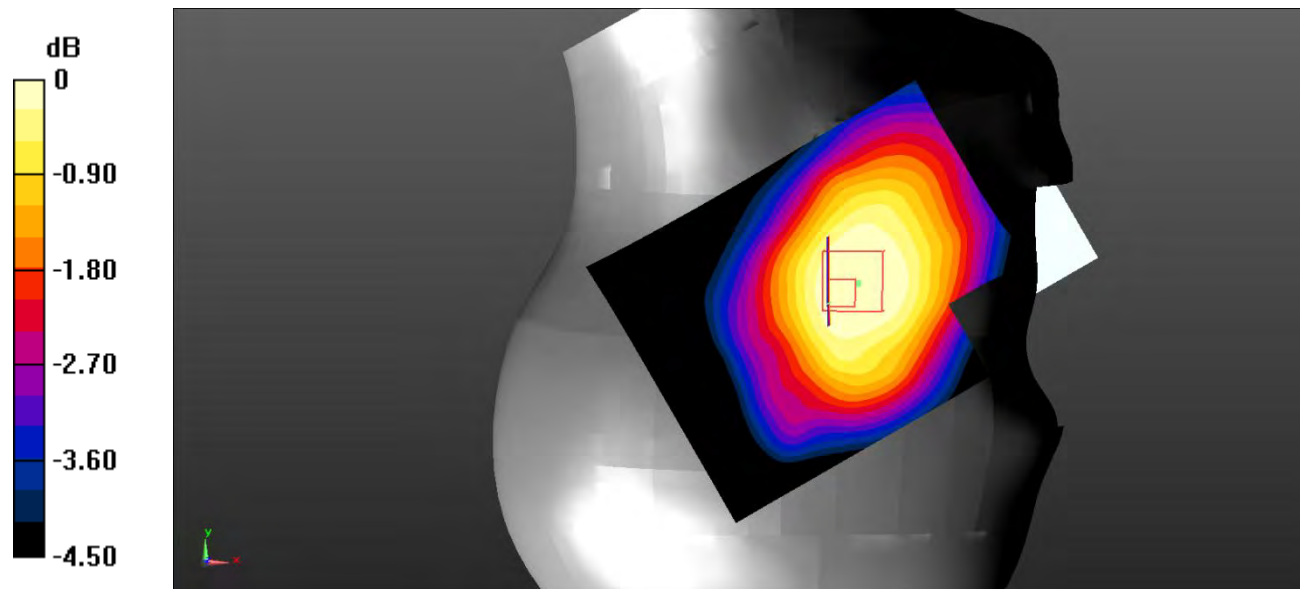
**Zoom Scan (5x5x7)/Cube 0:** Measurement grid:  $dx=8\text{mm}$ ,  $dy=8\text{mm}$ ,  $dz=5\text{mm}$

Reference Value =  $4.866 \text{ V/m}$ ; Power Drift =  $-0.04 \text{ dB}$

Peak SAR (extrapolated) =  $0.0520 \text{ W/kg}$

**SAR(1 g) =  $0.044 \text{ W/kg}$ ; SAR(10 g) =  $0.037 \text{ W/kg}$**

Maximum value of SAR (measured) =  $0.0445 \text{ W/kg}$



0 dB =  $0.0445 \text{ W/kg}$  =  $-13.52 \text{ dBW/kg}$



**Test Plot 113#: LTE Band 17\_Body Back\_1RB\_Middle**

**DUT: Smart phone; Type: ART 1 PRO; Serial: RSZ200707001-SA-S1;**

Communication System: Generic FDD-LTE; Frequency: 710 MHz;Duty Cycle: 1:1  
 Medium parameters used:  $f = 710 \text{ MHz}$ ;  $\sigma = 0.891 \text{ S/m}$ ;  $\epsilon_r = 42.762$ ;  $\rho = 1000 \text{ kg/m}^3$  ;  
 Phantom section: Flat Section

DASY5 Configuration:

- Probe: EX3DV4 - SN7522; ConvF(9.92, 9.92, 9.92) @710 MHz;
- Sensor-Surface: 4mm (Mechanical Surface Detection)
- Electronics: DAE4 SN1562;Calibrated: 3/3/2020
- Phantom: SAM-Twin V8.0 P1aP2a; Type: QD 000 P41 AA; Serial: 1962
- Measurement SW: DASY52, Version 52.10 (2) ;

**Area Scan (71x91x1):** Interpolated grid:  $dx=1.500 \text{ mm}$ ,  $dy=1.500 \text{ mm}$

Maximum value of SAR (interpolated) = 0.327 W/kg

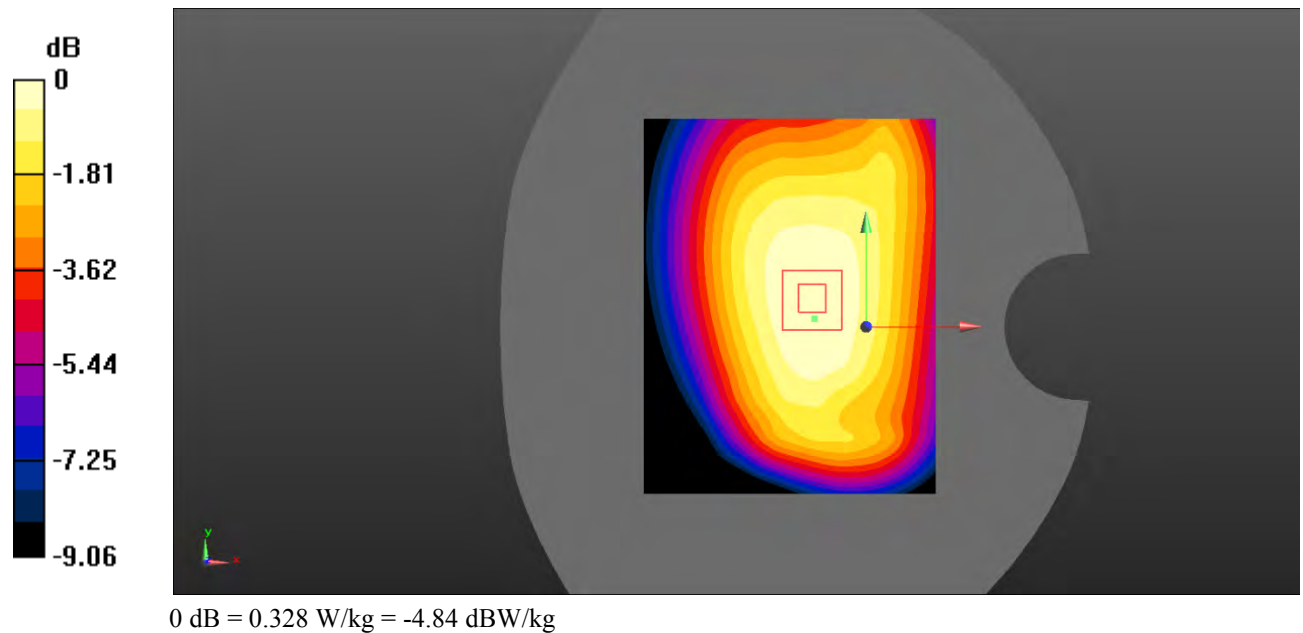
**Zoom Scan (5x5x7)/Cube 0:** Measurement grid:  $dx=8\text{mm}$ ,  $dy=8\text{mm}$ ,  $dz=5\text{mm}$

Reference Value = 19.96 V/m; Power Drift = -0.01 dB

Peak SAR (extrapolated) = 0.394 W/kg

**SAR(1 g) = 0.321 W/kg; SAR(10 g) = 0.243 W/kg**

Maximum value of SAR (measured) = 0.328 W/kg



**Test Plot 114#: LTE Band 17\_Body Back\_50%RB\_Middle**

**DUT: Smart phone; Type: ART 1 PRO; Serial: RSZ200707001-SA-S1;**

Communication System: Generic FDD-LTE; Frequency: 710 MHz; Duty Cycle: 1:1  
 Medium parameters used:  $f = 710 \text{ MHz}$ ;  $\sigma = 0.891 \text{ S/m}$ ;  $\epsilon_r = 42.762$ ;  $\rho = 1000 \text{ kg/m}^3$  ;  
 Phantom section: Flat Section

DASY5 Configuration:

- Probe: EX3DV4 - SN7522; ConvF(9.92, 9.92, 9.92) @710 MHz;
- Sensor-Surface: 4mm (Mechanical Surface Detection)
- Electronics: DAE4 SN1562; Calibrated: 3/3/2020
- Phantom: SAM-Twin V8.0 P1aP2a; Type: QD 000 P41 AA; Serial: 1962
- Measurement SW: DASY52, Version 52.10 (2) ;

**Area Scan (71x91x1):** Interpolated grid:  $dx=1.500 \text{ mm}$ ,  $dy=1.500 \text{ mm}$

Maximum value of SAR (interpolated) = 0.290 W/kg

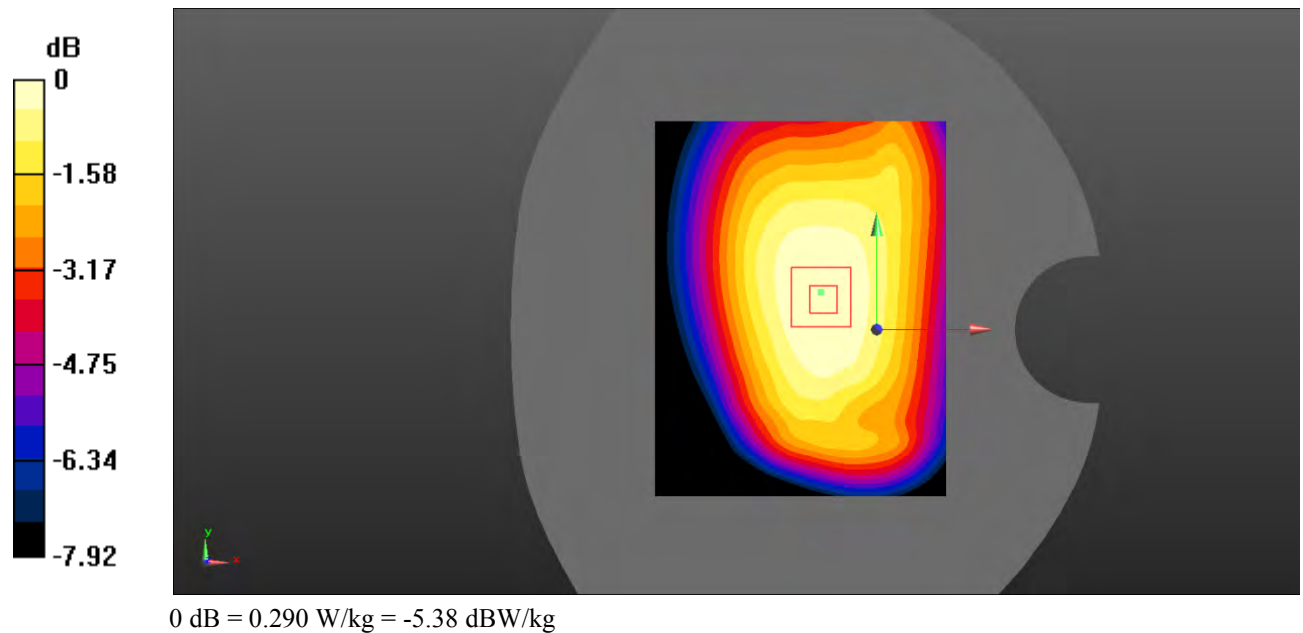
**Zoom Scan (5x5x7)/Cube 0:** Measurement grid:  $dx=8\text{mm}$ ,  $dy=8\text{mm}$ ,  $dz=5\text{mm}$

Reference Value = 17.98 V/m; Power Drift = -0.01 dB

Peak SAR (extrapolated) = 0.349 W/kg

**SAR(1 g) = 0.285 W/kg; SAR(10 g) = 0.217 W/kg**

Maximum value of SAR (measured) = 0.290 W/kg



**Test Plot 115#: LTE Band 17\_Body Left\_1RB\_Middle**

**DUT: Smart phone; Type: ART 1 PRO; Serial: RSZ200707001-SA-S1;**

Communication System: Generic FDD-LTE; Frequency: 710 MHz; Duty Cycle: 1:1  
 Medium parameters used:  $f = 710 \text{ MHz}$ ;  $\sigma = 0.891 \text{ S/m}$ ;  $\epsilon_r = 42.762$ ;  $\rho = 1000 \text{ kg/m}^3$  ;  
 Phantom section: Flat Section

DASY5 Configuration:

- Probe: EX3DV4 - SN7522; ConvF(9.92, 9.92, 9.92) @710 MHz;
- Sensor-Surface: 4mm (Mechanical Surface Detection)
- Electronics: DAE4 SN1562; Calibrated: 3/3/2020
- Phantom: SAM-Twin V8.0 P1aP2a; Type: QD 000 P41 AA; Serial: 1962
- Measurement SW: DASY52, Version 52.10 (2) ;

**Area Scan (71x91x1):** Interpolated grid:  $dx=1.500 \text{ mm}$ ,  $dy=1.500 \text{ mm}$

Maximum value of SAR (interpolated) = 0.218 W/kg

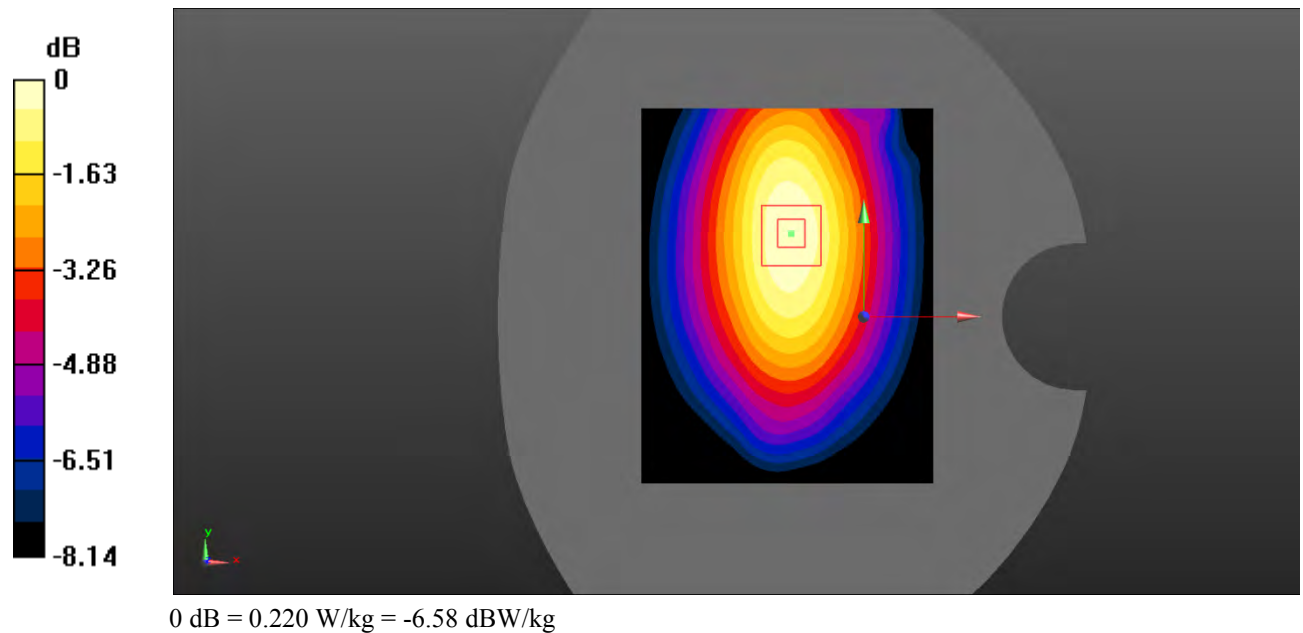
**Zoom Scan (5x5x7)/Cube 0:** Measurement grid:  $dx=8\text{mm}$ ,  $dy=8\text{mm}$ ,  $dz=5\text{mm}$

Reference Value = 13.95 V/m; Power Drift = -0.08 dB

Peak SAR (extrapolated) = 0.309 W/kg

**SAR(1 g) = 0.212 W/kg; SAR(10 g) = 0.147 W/kg**

Maximum value of SAR (measured) = 0.220 W/kg



**Test Plot 116#: LTE Band 17\_Body Left\_50%RB\_Middle**

**DUT: Smart phone; Type: ART 1 PRO; Serial: RSZ200707001-SA-S1;**

Communication System: Generic FDD-LTE; Frequency: 710 MHz; Duty Cycle: 1:1  
 Medium parameters used:  $f = 710 \text{ MHz}$ ;  $\sigma = 0.891 \text{ S/m}$ ;  $\epsilon_r = 42.762$ ;  $\rho = 1000 \text{ kg/m}^3$  ;  
 Phantom section: Flat Section

DASY5 Configuration:

- Probe: EX3DV4 - SN7522; ConvF(9.92, 9.92, 9.92) @710 MHz;
- Sensor-Surface: 4mm (Mechanical Surface Detection)
- Electronics: DAE4 SN1562; Calibrated: 3/3/2020
- Phantom: SAM-Twin V8.0 P1aP2a; Type: QD 000 P41 AA; Serial: 1962
- Measurement SW: DASY52, Version 52.10 (2) ;

**Area Scan (71x91x1):** Interpolated grid:  $dx=1.500 \text{ mm}$ ,  $dy=1.500 \text{ mm}$

Maximum value of SAR (interpolated) =  $0.170 \text{ W/kg}$

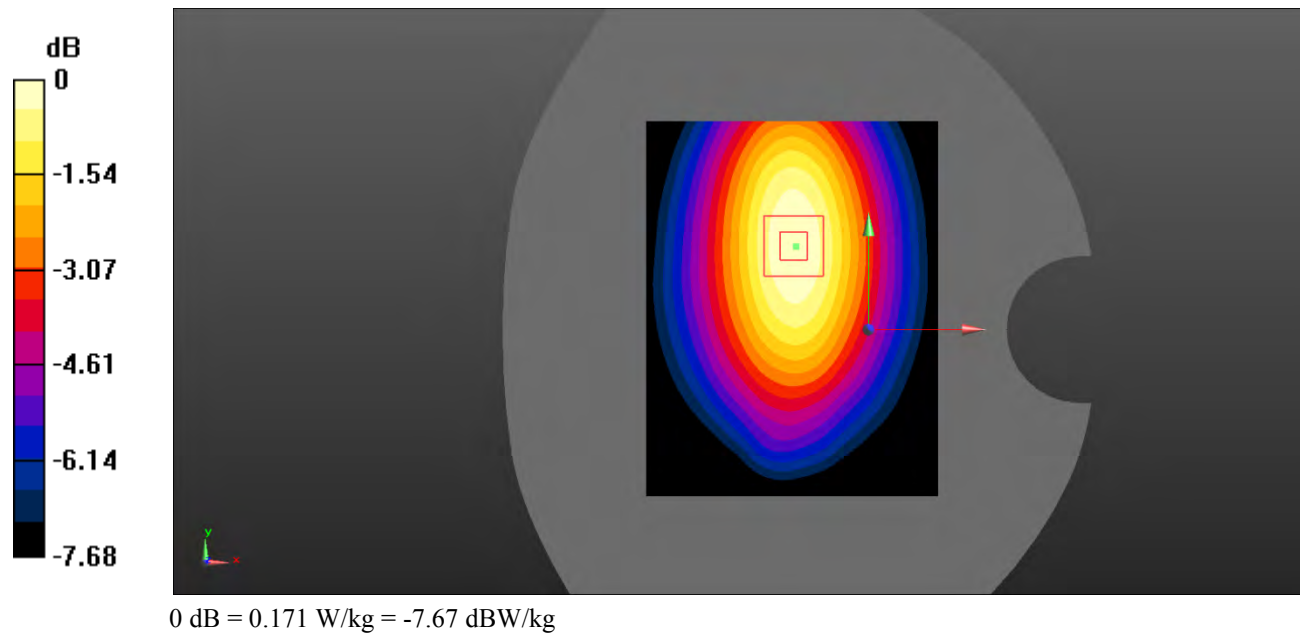
**Zoom Scan (5x5x7)/Cube 0:** Measurement grid:  $dx=8\text{mm}$ ,  $dy=8\text{mm}$ ,  $dz=5\text{mm}$

Reference Value =  $12.42 \text{ V/m}$ ; Power Drift =  $-0.01 \text{ dB}$

Peak SAR (extrapolated) =  $0.225 \text{ W/kg}$

**SAR(1 g) =  $0.165 \text{ W/kg}$ ; SAR(10 g) =  $0.116 \text{ W/kg}$**

Maximum value of SAR (measured) =  $0.171 \text{ W/kg}$



**Test Plot 117#: LTE Band 17\_Body Right\_1RB\_Middle**

**DUT: Smart phone; Type: ART 1 PRO; Serial: RSZ200707001-SA-S1;**

Communication System: Generic FDD-LTE; Frequency: 710 MHz; Duty Cycle: 1:1  
 Medium parameters used:  $f = 710 \text{ MHz}$ ;  $\sigma = 0.891 \text{ S/m}$ ;  $\epsilon_r = 42.762$ ;  $\rho = 1000 \text{ kg/m}^3$  ;  
 Phantom section: Flat Section

DASY5 Configuration:

- Probe: EX3DV4 - SN7522; ConvF(9.92, 9.92, 9.92) @710 MHz;
- Sensor-Surface: 4mm (Mechanical Surface Detection)
- Electronics: DAE4 SN1562; Calibrated: 3/3/2020
- Phantom: SAM-Twin V8.0 P1aP2a; Type: QD 000 P41 AA; Serial: 1962
- Measurement SW: DASY52, Version 52.10 (2) ;

**Area Scan (71x91x1):** Interpolated grid:  $dx=1.500 \text{ mm}$ ,  $dy=1.500 \text{ mm}$

Maximum value of SAR (interpolated) = 0.240 W/kg

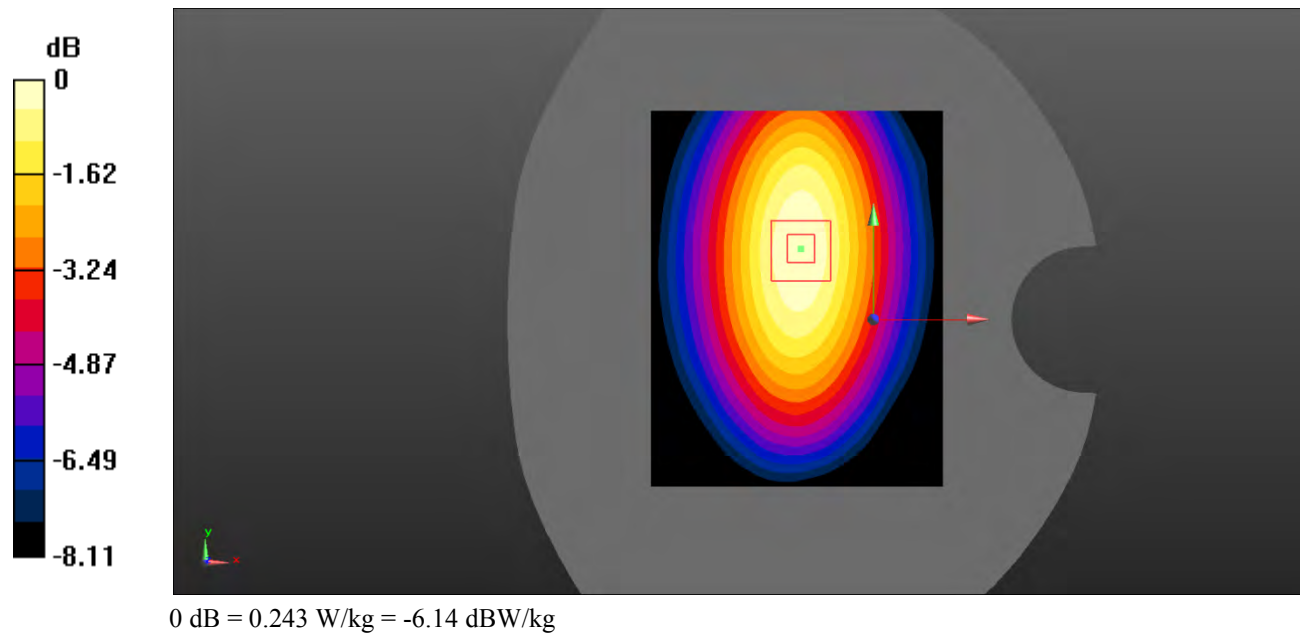
**Zoom Scan (5x5x7)/Cube 0:** Measurement grid:  $dx=8\text{mm}$ ,  $dy=8\text{mm}$ ,  $dz=5\text{mm}$

Reference Value = 15.39 V/m; Power Drift = 0.02 dB

Peak SAR (extrapolated) = 0.318 W/kg

**SAR(1 g) = 0.233 W/kg; SAR(10 g) = 0.164 W/kg**

Maximum value of SAR (measured) = 0.243 W/kg



**Test Plot 118#: LTE Band 17\_Body Right\_50%RB\_Middle**

**DUT: Smart phone; Type: ART 1 PRO; Serial: RSZ200707001-SA-S1;**

Communication System: Generic FDD-LTE; Frequency: 710 MHz;Duty Cycle: 1:1  
 Medium parameters used:  $f = 710 \text{ MHz}$ ;  $\sigma = 0.891 \text{ S/m}$ ;  $\epsilon_r = 42.762$ ;  $\rho = 1000 \text{ kg/m}^3$  ;  
 Phantom section: Flat Section

DASY5 Configuration:

- Probe: EX3DV4 - SN7522; ConvF(9.92, 9.92, 9.92) @710 MHz;
- Sensor-Surface: 4mm (Mechanical Surface Detection)
- Electronics: DAE4 SN1562;Calibrated: 3/3/2020
- Phantom: SAM-Twin V8.0 P1aP2a; Type: QD 000 P41 AA; Serial: 1962
- Measurement SW: DASY52, Version 52.10 (2) ;

**Area Scan (71x91x1):** Interpolated grid:  $dx=1.500 \text{ mm}$ ,  $dy=1.500 \text{ mm}$

Maximum value of SAR (interpolated) = 0.185 W/kg


**Zoom Scan (5x5x7)/Cube 0:** Measurement grid:  $dx=8\text{mm}$ ,  $dy=8\text{mm}$ ,  $dz=5\text{mm}$

Reference Value = 13.47 V/m; Power Drift = 0.02 dB

Peak SAR (extrapolated) = 0.240 W/kg

**SAR(1 g) = 0.179 W/kg; SAR(10 g) = 0.126 W/kg**

Maximum value of SAR (measured) = 0.186 W/kg



**Test Plot 119#: LTE Band 17\_Body Bottom\_1RB\_Middle**

**DUT: Smart phone; Type: ART 1 PRO; Serial: RSZ200707001-SA-S1;**

Communication System: Generic FDD-LTE; Frequency: 710 MHz; Duty Cycle: 1:1  
 Medium parameters used:  $f = 710 \text{ MHz}$ ;  $\sigma = 0.891 \text{ S/m}$ ;  $\epsilon_r = 42.762$ ;  $\rho = 1000 \text{ kg/m}^3$  ;  
 Phantom section: Flat Section

DASY5 Configuration:

- Probe: EX3DV4 - SN7522; ConvF(9.92, 9.92, 9.92) @710 MHz;
- Sensor-Surface: 4mm (Mechanical Surface Detection)
- Electronics: DAE4 SN1562; Calibrated: 3/3/2020
- Phantom: SAM-Twin V8.0 P1aP2a; Type: QD 000 P41 AA; Serial: 1962
- Measurement SW: DASY52, Version 52.10 (2) ;

**Area Scan (71x91x1):** Interpolated grid:  $dx=1.500 \text{ mm}$ ,  $dy=1.500 \text{ mm}$

Maximum value of SAR (interpolated) =  $0.0567 \text{ W/kg}$

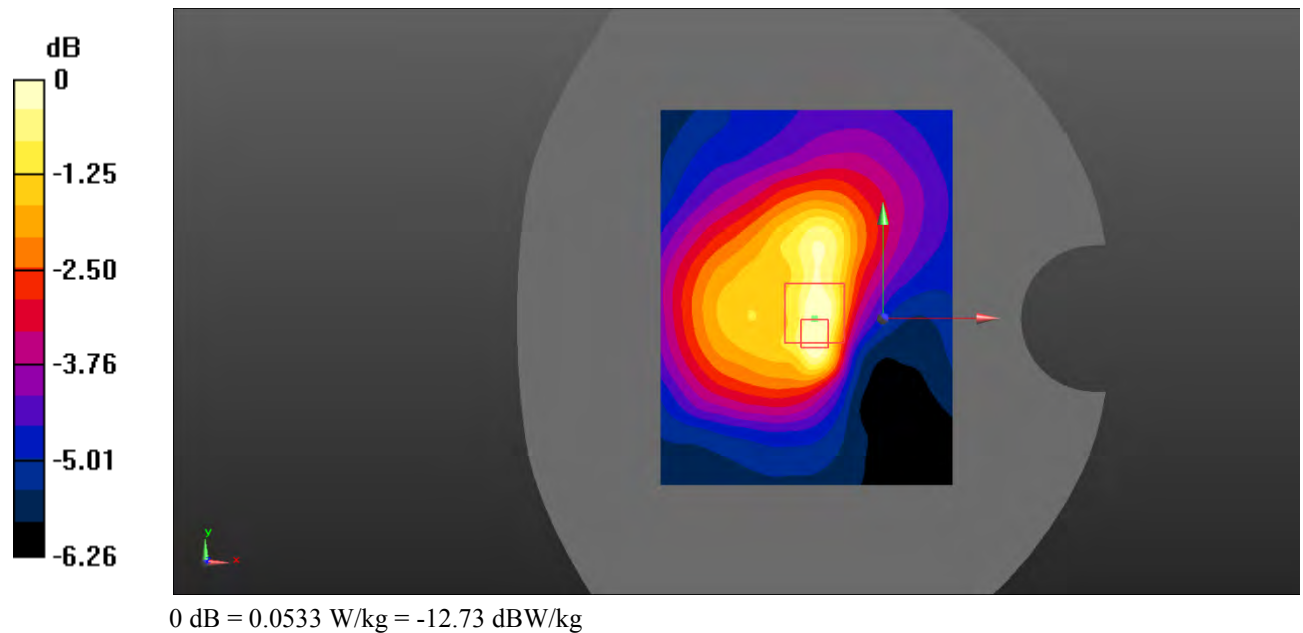
**Zoom Scan (5x5x7)/Cube 0:** Measurement grid:  $dx=8\text{mm}$ ,  $dy=8\text{mm}$ ,  $dz=5\text{mm}$

Reference Value =  $7.937 \text{ V/m}$ ; Power Drift =  $-0.10 \text{ dB}$

Peak SAR (extrapolated) =  $0.124 \text{ W/kg}$

**SAR(1 g) =  $0.053 \text{ W/kg}$ ; SAR(10 g) =  $0.033 \text{ W/kg}$**

Maximum value of SAR (measured) =  $0.0533 \text{ W/kg}$



**Test Plot 120#: LTE Band 17\_Body Bottom\_50%RB\_Middle**

**DUT: Smart phone; Type: ART 1 PRO; Serial: RSZ200707001-SA-S1;**

Communication System: Generic FDD-LTE; Frequency: 710 MHz;Duty Cycle: 1:1  
 Medium parameters used:  $f = 710 \text{ MHz}$ ;  $\sigma = 0.891 \text{ S/m}$ ;  $\epsilon_r = 42.762$ ;  $\rho = 1000 \text{ kg/m}^3$  ;  
 Phantom section: Flat Section

DASY5 Configuration:

- Probe: EX3DV4 - SN7522; ConvF(9.92, 9.92, 9.92) @710 MHz;
- Sensor-Surface: 4mm (Mechanical Surface Detection)
- Electronics: DAE4 SN1562;Calibrated: 3/3/2020
- Phantom: SAM-Twin V8.0 P1aP2a; Type: QD 000 P41 AA; Serial: 1962
- Measurement SW: DASY52, Version 52.10 (2) ;

**Area Scan (71x91x1):** Interpolated grid:  $dx=1.500 \text{ mm}$ ,  $dy=1.500 \text{ mm}$

Maximum value of SAR (interpolated) = 0.0460 W/kg

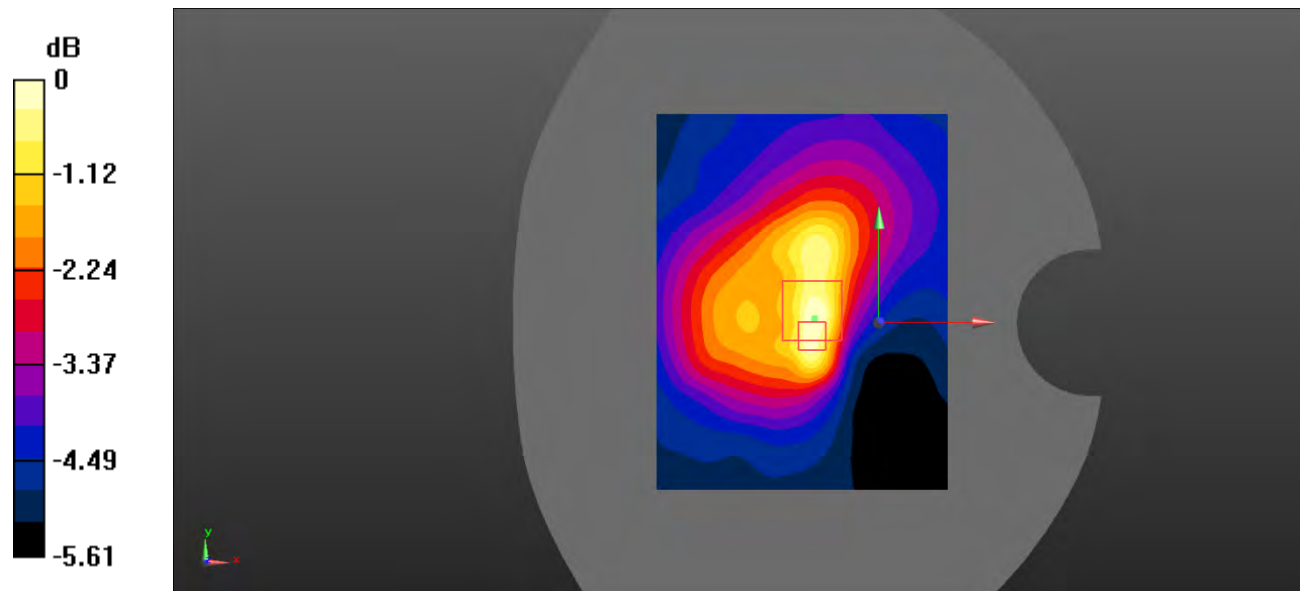
**Zoom Scan (5x5x7)/Cube 0:** Measurement grid:  $dx=8\text{mm}$ ,  $dy=8\text{mm}$ ,  $dz=5\text{mm}$

Reference Value = 7.112 V/m; Power Drift = -0.03 dB

Peak SAR (extrapolated) = 0.0920 W/kg

**SAR(1 g) = 0.043 W/kg; SAR(10 g) = 0.028 W/kg**

Maximum value of SAR (measured) = 0.0447 W/kg



0 dB = 0.0447 W/kg = -13.50 dBW/kg



**Test Plot 121#:**

**DUT: Smart phone; Type: ART 1 PRO; Serial: RSZ200707001-SA-S1;**

Communication System: UID 0, 2.4G DTS (0); Frequency: 2437 MHz; Duty Cycle: 1:1

Medium parameters used (interpolated):  $f = 2437 \text{ MHz}$ ;  $\sigma = 1.842 \text{ S/m}$ ;  $\epsilon_r = 38.549$ ;  $\rho = 1000 \text{ kg/m}^3$

Phantom section: Left Section

DASY5 Configuration:

- Probe: EX3DV4 - SN7522; ConvF(7.15, 7.15, 7.15) @ 2437 MHz;
- Sensor-Surface: 4mm (Mechanical Surface Detection)
- Electronics: DAE4 Sn1562; Calibrated: 3/3/2020
- Phantom: SAM-Twin V8.0 P1aP2a; Type: QD 000 P41 AA ; Serial: 1962
- Measurement SW: DASY52, Version 52.10 (2);

**Head Left Cheek/WLAN 802.11b Mid/Area Scan (101x111x1):** Interpolated grid:  $dx=1.000 \text{ mm}$ ,  $dy=1.000 \text{ mm}$

Maximum value of SAR (interpolated) = 0.222 W/kg

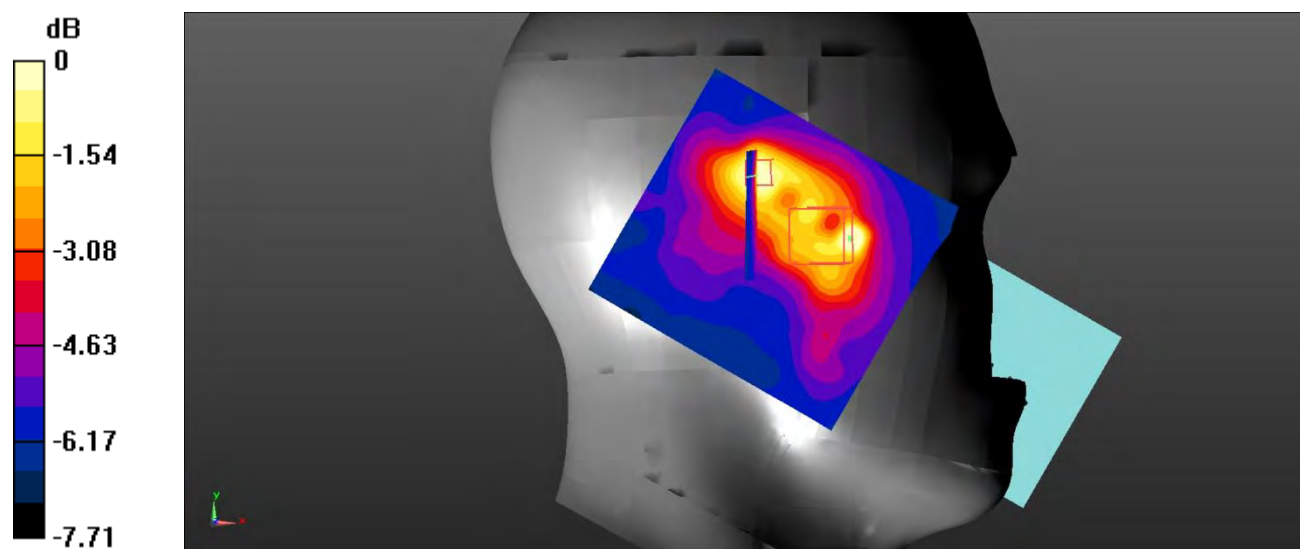
**Head Left Cheek/WLAN 802.11b Mid/Zoom Scan (12x11x7)/Cube 0:** Measurement grid:  $dx=5\text{mm}$ ,  $dy=5\text{mm}$ ,  $dz=5\text{mm}$

Reference Value = 5.208 V/m; Power Drift = 0.01 dB

Peak SAR (extrapolated) = 0.494 W/kg

**SAR(1 g) = 0.135 W/kg; SAR(10 g) = 0.057 W/kg**

Maximum value of SAR (measured) = 0.150 W/kg



0 dB = 0.150 W/kg = -8.24 dBW/kg

**Test Plot 122#:**

**DUT: Smart phone; Type: ART 1 PRO; Serial: RSZ200707001-SA-S1;**

Communication System: UID 0, 2.4G DTS (0); Frequency: 2437 MHz; Duty Cycle: 1:1

Medium parameters used (interpolated):  $f = 2437 \text{ MHz}$ ;  $\sigma = 1.842 \text{ S/m}$ ;  $\epsilon_r = 38.549$ ;  $\rho = 1000 \text{ kg/m}^3$

Phantom section: Left Section

DASY5 Configuration:

- Probe: EX3DV4 - SN7522; ConvF(7.15, 7.15, 7.15) @ 2437 MHz;
- Sensor-Surface: 4mm (Mechanical Surface Detection)
- Electronics: DAE4 Sn1562; Calibrated: 3/3/2020
- Phantom: SAM-Twin V8.0 P1aP2a; Type: QD 000 P41 AA ; Serial: 1962
- Measurement SW: DASY52, Version 52.10 (2);

**Head Left Tilt/WLAN 802.11b Mid/Area Scan (101x111x1):** Interpolated grid:  $dx=1.000 \text{ mm}$ ,  $dy=1.000 \text{ mm}$

Maximum value of SAR (interpolated) = 0.192 W/kg

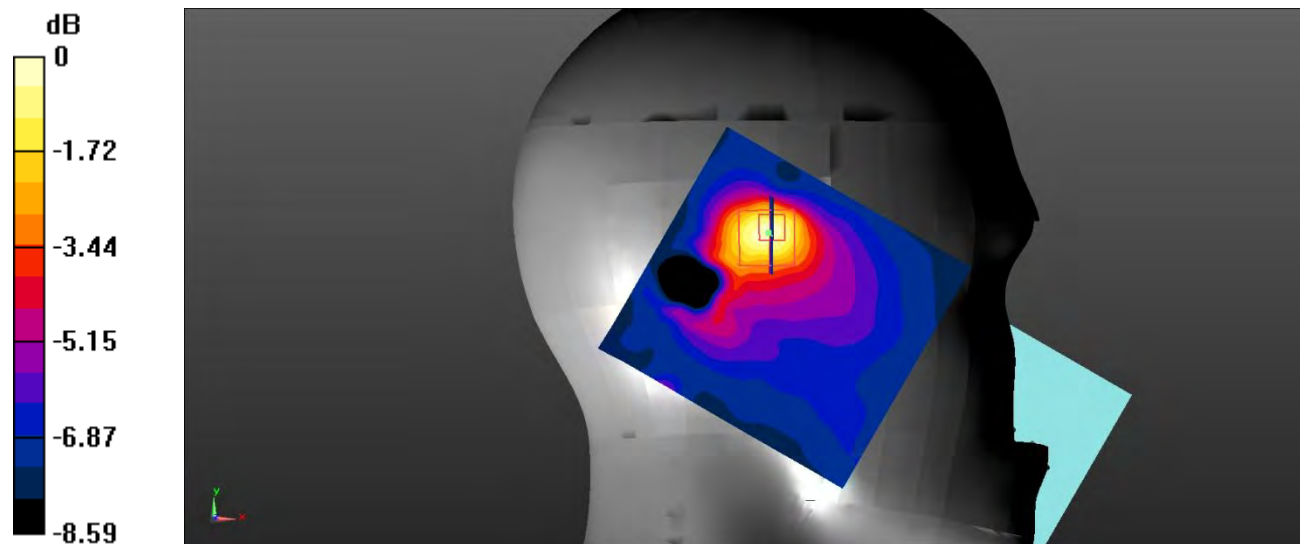
**Head Left Tilt/WLAN 802.11b Mid/Zoom Scan (7x7x7)/Cube 0:** Measurement grid:  $dx=5\text{mm}$ ,  $dy=5\text{mm}$ ,  $dz=5\text{mm}$

Reference Value = 6.218 V/m; Power Drift = 0.16 dB

Peak SAR (extrapolated) = 0.600 W/kg

**SAR(1 g) = 0.172 W/kg; SAR(10 g) = 0.067 W/kg**

Maximum value of SAR (measured) = 0.200 W/kg



0 dB = 0.200 W/kg = -6.99 dBW/kg

**Test Plot 123#:****DUT: Smart phone; Type: ART 1 PRO; Serial: RSZ200707001-SA-S1;**

Communication System: UID 0, 2.4G DTS (0); Frequency: 2437 MHz; Duty Cycle: 1:1

Medium parameters used (interpolated):  $f = 2437$  MHz;  $\sigma = 1.842$  S/m;  $\epsilon_r = 38.549$ ;  $\rho = 1000$  kg/m<sup>3</sup>

Phantom section: Right Section

DASY5 Configuration:

- Probe: EX3DV4 - SN7522; ConvF(7.15, 7.15, 7.15) @ 2437 MHz;
- Sensor-Surface: 4mm (Mechanical Surface Detection)
- Electronics: DAE4 Sn1562; Calibrated: 3/3/2020
- Phantom: SAM-Twin V8.0 P1aP2a; Type: QD 000 P41 AA ; Serial: 1962
- Measurement SW: DASY52, Version 52.10 (2);

**Head Right Cheek/WLAN 802.11b Mid/Area Scan (101x111x1):** Interpolated grid: dx=1.000 mm, dy=1.000 mm

Maximum value of SAR (interpolated) = 0.0701 W/kg

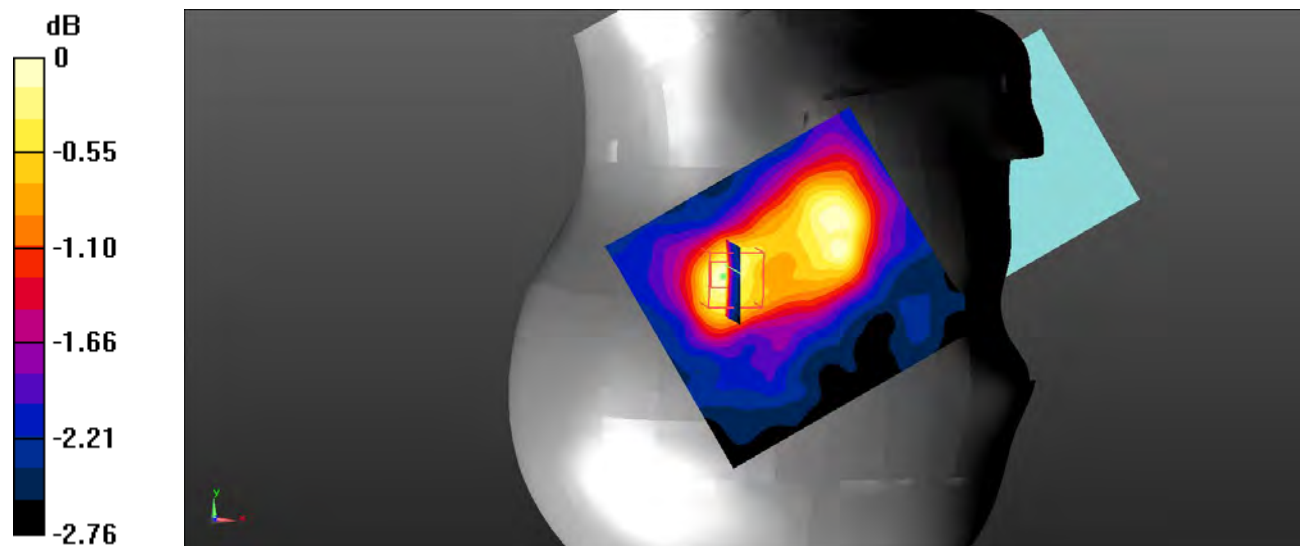
**Head Right Cheek/WLAN 802.11b Mid/Zoom Scan (7x7x7)/Cube 0:** Measurement grid: dx=5mm, dy=5mm, dz=5mm

Reference Value = 5.328 V/m; Power Drift = 0.03 dB

Peak SAR (extrapolated) = 0.0840 W/kg

**SAR(1 g) = 0.067 W/kg; SAR(10 g) = 0.054 W/kg**

Maximum value of SAR (measured) = 0.0700 W/kg



0 dB = 0.0700 W/kg = -11.55 dBW/kg

**Test Plot 124#:**

**DUT: Smart phone; Type: ART 1 PRO; Serial: RSZ200707001-SA-S1;**

Communication System: UID 0, 2.4G DTS (0); Frequency: 2437 MHz; Duty Cycle: 1:1

Medium parameters used (interpolated):  $f = 2437$  MHz;  $\sigma = 1.842$  S/m;  $\epsilon_r = 38.549$ ;  $\rho = 1000$  kg/m<sup>3</sup>

Phantom section: Right Section

DASY5 Configuration:

- Probe: EX3DV4 - SN7522; ConvF(7.15, 7.15, 7.15) @ 2437 MHz;
- Sensor-Surface: 4mm (Mechanical Surface Detection)
- Electronics: DAE4 Sn1562; Calibrated: 3/3/2020
- Phantom: SAM-Twin V8.0 P1aP2a; Type: QD 000 P41 AA ; Serial: 1962
- Measurement SW: DASY52, Version 52.10 (2);

**Head Right Tilt/WLAN 802.11b Mid/Area Scan (101x111x1):** Interpolated grid: dx=1.000 mm, dy=1.000 mm

Maximum value of SAR (interpolated) = 0.0788 W/kg

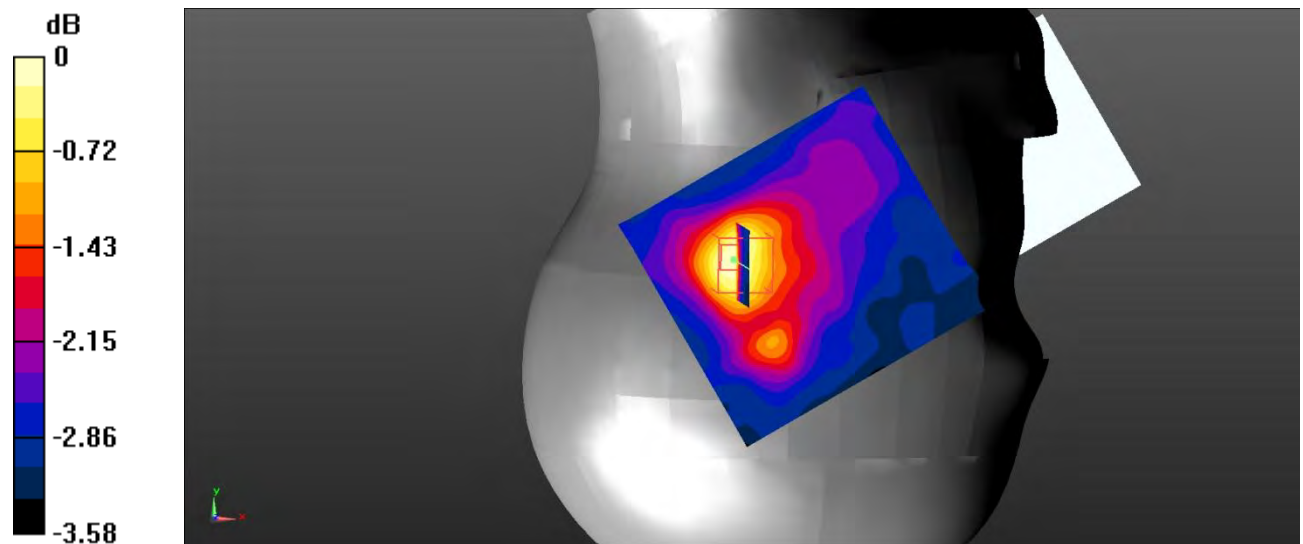
**Head Right Tilt/WLAN 802.11b Mid/Zoom Scan (7x7x7)/Cube 0:** Measurement grid: dx=5mm, dy=5mm, dz=5mm

Reference Value = 5.174 V/m; Power Drift = 1.22 dB

Peak SAR (extrapolated) = 0.110 W/kg

**SAR(1 g) = 0.074 W/kg; SAR(10 g) = 0.056 W/kg**

Maximum value of SAR (measured) = 0.0778 W/kg



0 dB = 0.0778 W/kg = -11.09 dBW/kg

**Test Plot 125#:**

**DUT: Smart phone; Type: ART 1 PRO; Serial: RSZ200707001-SA-S1;**

Communication System: UID 0, 2.4G DTS (0); Frequency: 2437 MHz; Duty Cycle: 1:1

Medium parameters used (interpolated):  $f = 2437 \text{ MHz}$ ;  $\sigma = 1.842 \text{ S/m}$ ;  $\epsilon_r = 38.549$ ;  $\rho = 1000 \text{ kg/m}^3$

Phantom section: Flat Section

DASY5 Configuration:

- Probe: EX3DV4 - SN7522; ConvF(7.15, 7.15, 7.15) @ 2437 MHz;
- Sensor-Surface: 4mm (Mechanical Surface Detection)
- Electronics: DAE4 Sn1562; Calibrated: 3/3/2020
- Phantom: SAM-Twin V8.0 P1aP2a; Type: QD 000 P41 AA ; Serial: 1962
- Measurement SW: DASY52, Version 52.10 (2);

**Body Back/WLAN 802.11b Mid/Area Scan (91x181x1):** Interpolated grid:  $dx=1.000 \text{ mm}$ ,  $dy=1.000 \text{ mm}$

Maximum value of SAR (interpolated) = 0.0918 W/kg

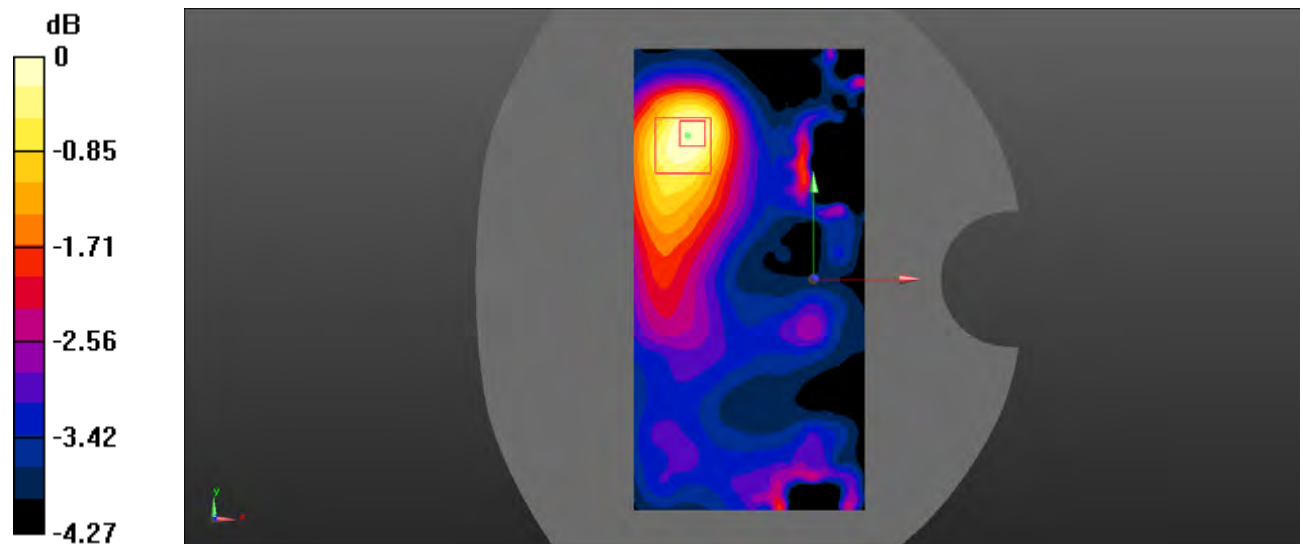
**Body Back/WLAN 802.11b Mid/Zoom Scan (7x7x7)/Cube 0:** Measurement grid:  $dx=5\text{mm}$ ,  $dy=5\text{mm}$ ,  $dz=5\text{mm}$

Reference Value = 4.615 V/m; Power Drift = -0.13 dB

Peak SAR (extrapolated) = 0.151 W/kg

**SAR(1 g) = 0.087 W/kg; SAR(10 g) = 0.063 W/kg**

Maximum value of SAR (measured) = 0.0904 W/kg



0 dB = 0.0904 W/kg = -10.44 dBW/kg

**Test Plot 126#:**

**DUT: Smart phone; Type: ART 1 PRO; Serial: RSZ200707001-SA-S1;**

Communication System: UID 0, 2.4G DTS (0); Frequency: 2437 MHz; Duty Cycle: 1:1

Medium parameters used (interpolated):  $f = 2437 \text{ MHz}$ ;  $\sigma = 1.842 \text{ S/m}$ ;  $\epsilon_r = 38.549$ ;  $\rho = 1000 \text{ kg/m}^3$

Phantom section: Flat Section

DASY5 Configuration:

- Probe: EX3DV4 - SN7522; ConvF(7.15, 7.15, 7.15) @ 2437 MHz;
- Sensor-Surface: 4mm (Mechanical Surface Detection)
- Electronics: DAE4 Sn1562; Calibrated: 3/3/2020
- Phantom: SAM-Twin V8.0 P1aP2a; Type: QD 000 P41 AA ; Serial: 1962
- Measurement SW: DASY52, Version 52.10 (2);

**Body Right/WLAN 802.11b Mid/Area Scan (81x171x1):** Interpolated grid:  $dx=1.000 \text{ mm}$ ,  $dy=1.000 \text{ mm}$

Maximum value of SAR (interpolated) = 0.0782 W/kg

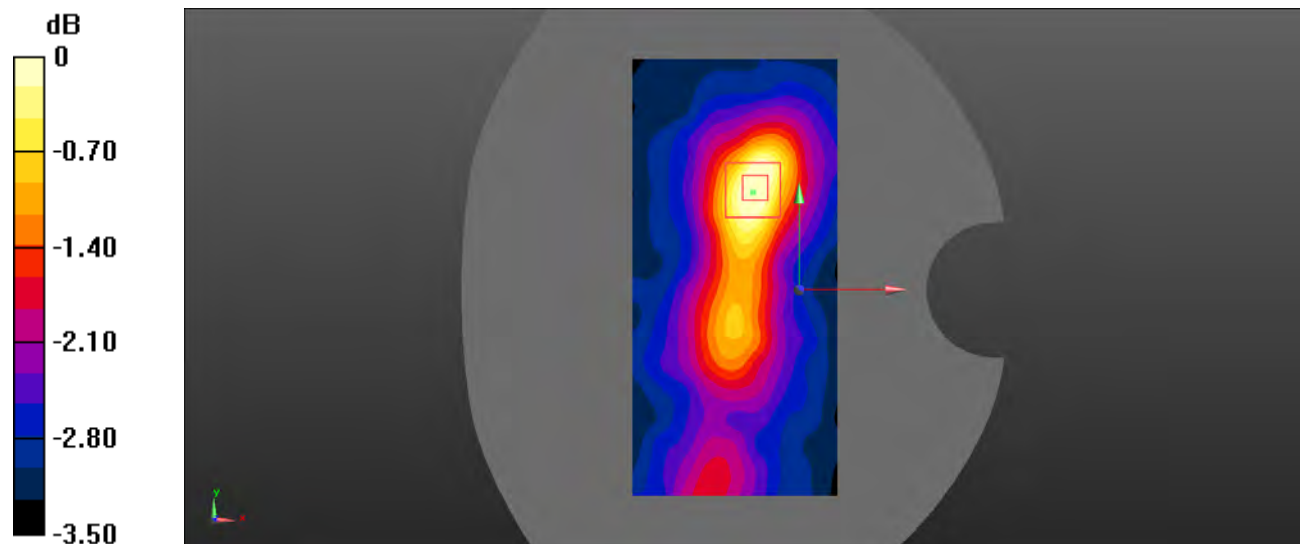
**Body Right/WLAN 802.11b Mid/Zoom Scan (7x7x7)/Cube 0:** Measurement grid:  $dx=5\text{mm}$ ,  $dy=5\text{mm}$ ,  $dz=5\text{mm}$

Reference Value = 5.755 V/m; Power Drift = -0.02 dB

Peak SAR (extrapolated) = 0.135 W/kg

**SAR(1 g) = 0.072 W/kg; SAR(10 g) = 0.055 W/kg**

Maximum value of SAR (measured) = 0.0763 W/kg



0 dB = 0.0763 W/kg = -11.17 dBW/kg

**Test Plot 127#:**

**DUT: Smart phone; Type: ART 1 PRO; Serial: RSZ200707001-SA-S1;**

Communication System: UID 0, 2.4G DTS (0); Frequency: 2437 MHz; Duty Cycle: 1:1

Medium parameters used (interpolated):  $f = 2437 \text{ MHz}$ ;  $\sigma = 1.842 \text{ S/m}$ ;  $\epsilon_r = 38.549$ ;  $\rho = 1000 \text{ kg/m}^3$

Phantom section: Flat Section

DASY5 Configuration:

- Probe: EX3DV4 - SN7522; ConvF(7.15, 7.15, 7.15) @ 2437 MHz;
- Sensor-Surface: 4mm (Mechanical Surface Detection)
- Electronics: DAE4 Sn1562; Calibrated: 3/3/2020
- Phantom: SAM-Twin V8.0 P1aP2a; Type: QD 000 P41 AA ; Serial: 1962
- Measurement SW: DASY52, Version 52.10 (2);

**Body Top/WLAN 802.11b Mid/Area Scan (101x101x1):** Interpolated grid:  $dx=1.000 \text{ mm}$ ,  $dy=1.000 \text{ mm}$

Maximum value of SAR (interpolated) = 0.0655 W/kg

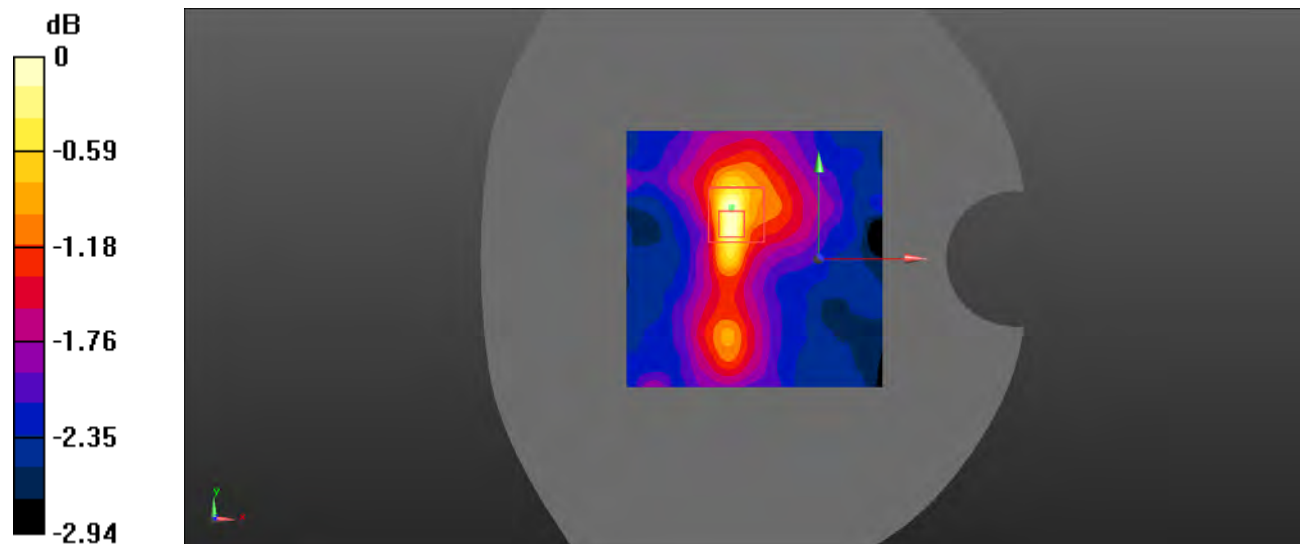
**Body Top/WLAN 802.11b Mid/Zoom Scan (7x7x7)/Cube 0:** Measurement grid:  $dx=5\text{mm}$ ,  $dy=5\text{mm}$ ,  $dz=5\text{mm}$

Reference Value = 4.954 V/m; Power Drift = 0.01 dB

Peak SAR (extrapolated) = 0.0950 W/kg

**SAR(1 g) = 0.061 W/kg; SAR(10 g) = 0.047 W/kg**

Maximum value of SAR (measured) = 0.0654 W/kg



0 dB = 0.0654 W/kg = -11.84 dBW/kg