

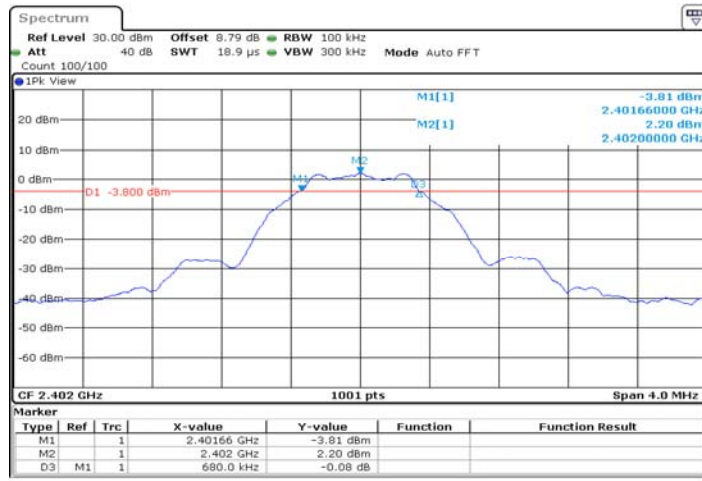
Appendix A: DTS Bandwidth

Test Result

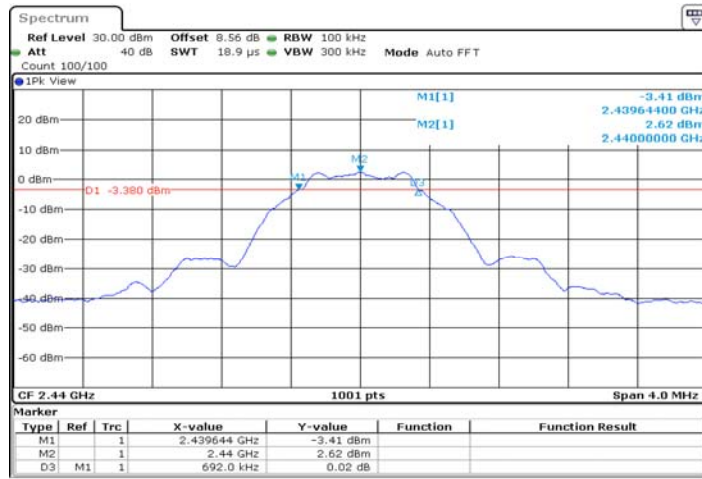
TestMode	Antenna	Channel	DTS BW [MHz]	Limit[MHz]	Verdict
BLE_BT4.0	Ant1	2402	0.680	0.5	PASS
		2440	0.692	0.5	PASS
		2480	0.692	0.5	PASS

Test Graphs

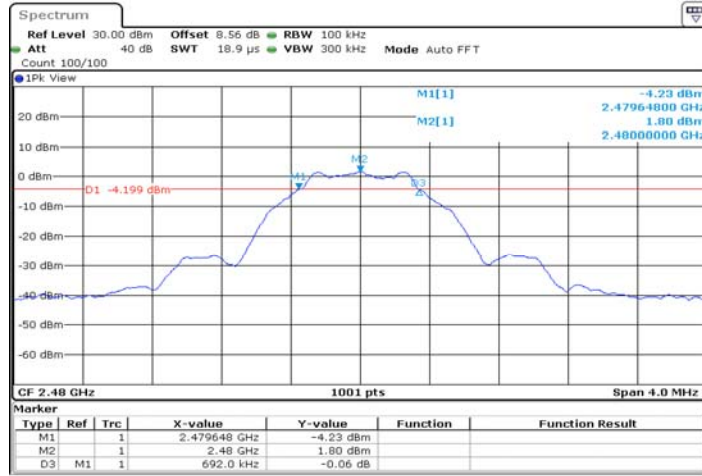
BLE_BT4.0_Ant1_2402



BLE_BT4.0_Ant1_2440



BLE_BT4.0_Ant1_2480



Date: 11.JAN.2020 14:19:59

Appendix B: Maximum conducted Peakoutput power

Test Result

TestMode	Antenna	Channel	Result[dBm]	Limit[dBm]	Verdict
BLE_BT4.0	Ant1	2402	0.76	<=30	PASS
		2440	1.32	<=30	PASS
		2480	0.48	<=30	PASS

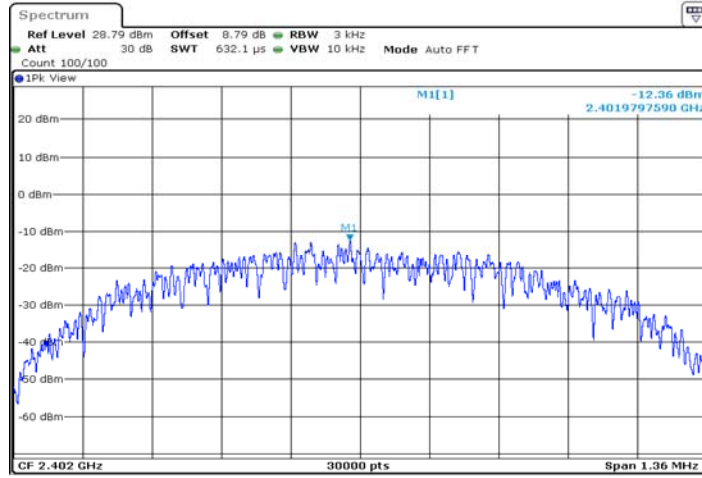
Appendix C: Maximum power spectral density

Test Result

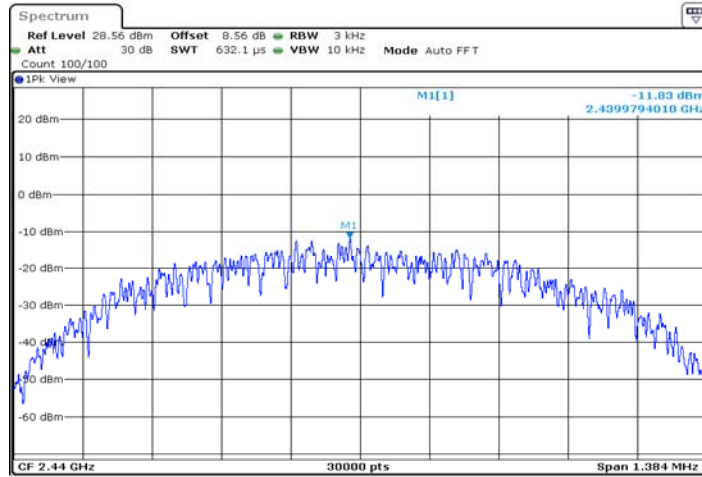
TestMode	Antenna	Channel	Result[dBm/3kHz]	Limit[dBm/3kHz]	Verdict
BLE_BT4.0	Ant1	2402	-12.36	<=8	PASS
		2440	-11.83	<=8	PASS
		2480	-12.65	<=8	PASS

Test Graphs

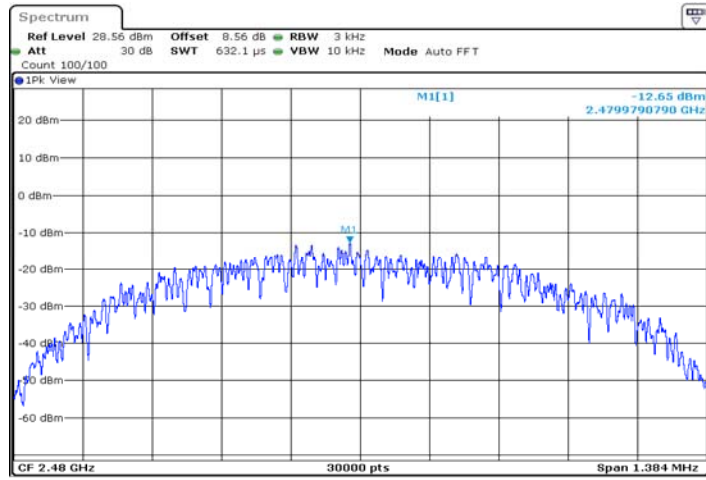
BLE_BT4.0_Ant1_2402



BLE_BT4.0_Ant1_2440



BLE_BT4.0_Ant1_2480

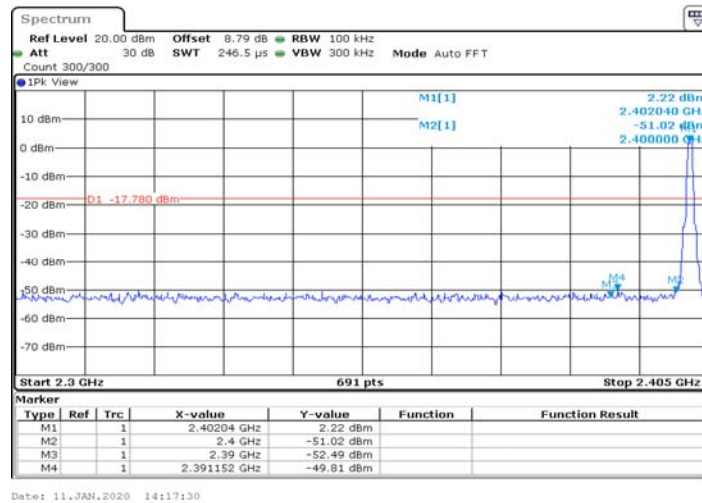


Appendix D: Band edge measurements

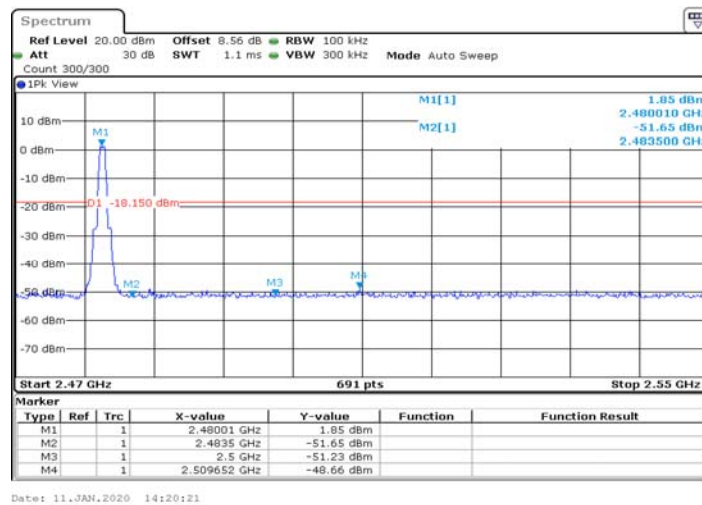
Test Result

Test Graphs

BLE_BT4.0_Ant1_Low_2402



BLE_BT4.0_Ant1_High_2480



Appendix E: Duty Cycle

Test Result

TestMode	Antenna	Channel	TransmissionDuration [ms]	Transmission Period [ms]	Duty Cycle [%]
BLE_BT4.0	Ant1	2440	0.38	0.63	60.32

Test Graphs

