

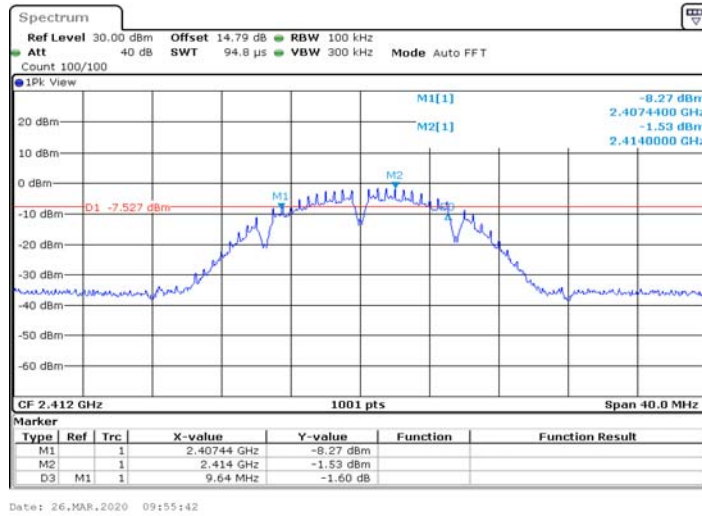
Appendix A: DTS Bandwidth

Test Result

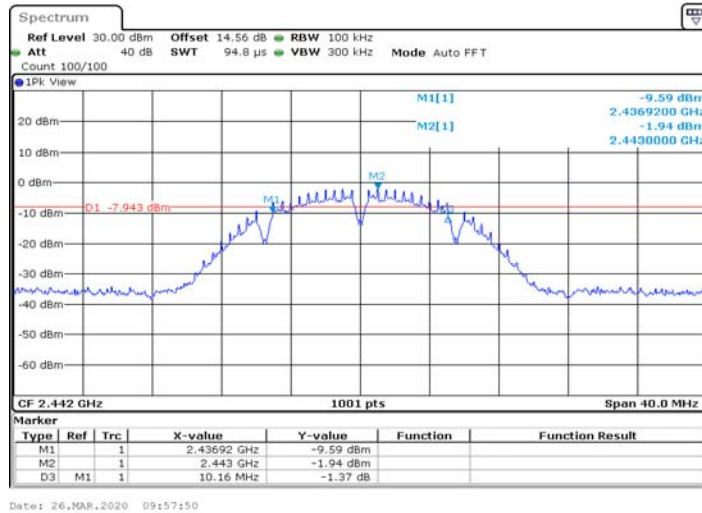
TestMode	Antenna	Channel	DTS BW [MHz]	Limit[MHz]	Verdict
11B	Ant1	2412	9.640	0.5	PASS
		2442	10.160	0.5	PASS
		2472	10.120	0.5	PASS
11G	Ant1	2412	15.800	0.5	PASS
		2442	16.440	0.5	PASS
		2472	16.440	0.5	PASS
11N20SISO	Ant1	2412	15.800	0.5	PASS
		2442	16.400	0.5	PASS
		2472	16.400	0.5	PASS
11N40SISO	Ant1	2422	35.440	0.5	PASS
		2442	36.480	0.5	PASS
		2462	35.600	0.5	PASS

Test Graphs

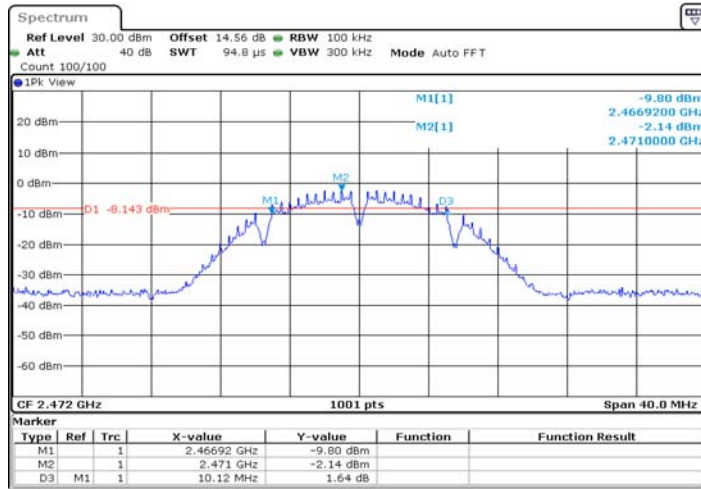
11B_Ant1_2412



11B_Ant1_2442

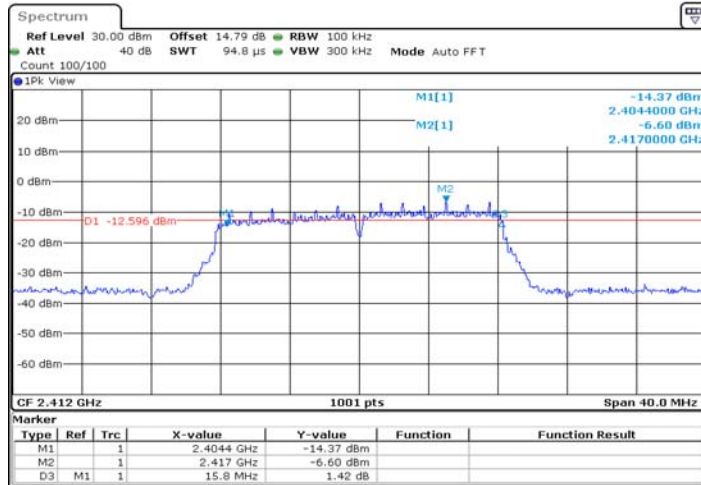


11B_Ant1_2472



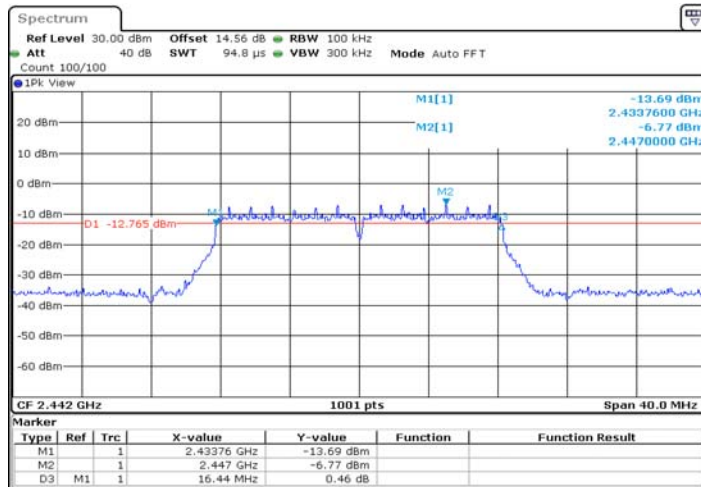
Date: 26.MAR.2020 09:59:37

11G_Ant1_2412



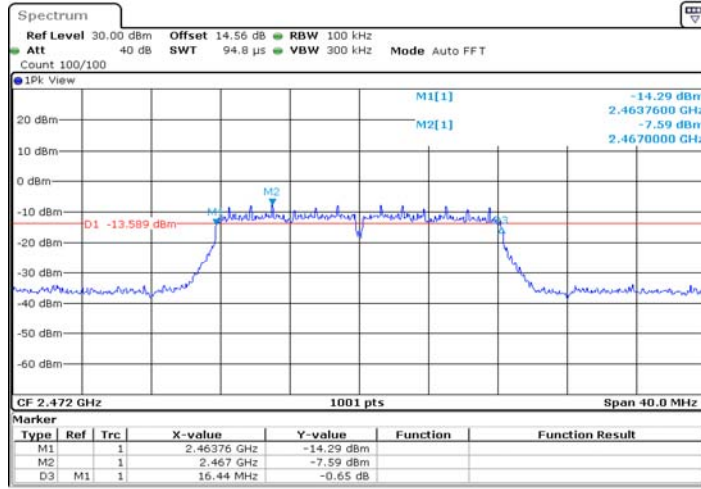
Date: 26.MAR.2020 10:01:24

11G_Ant1_2442



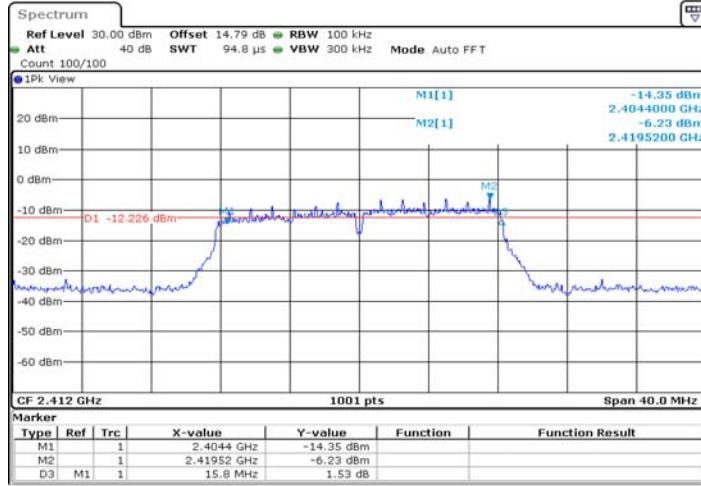
Date: 26.MAR.2020 10:03:13

11G_Ant1_2472



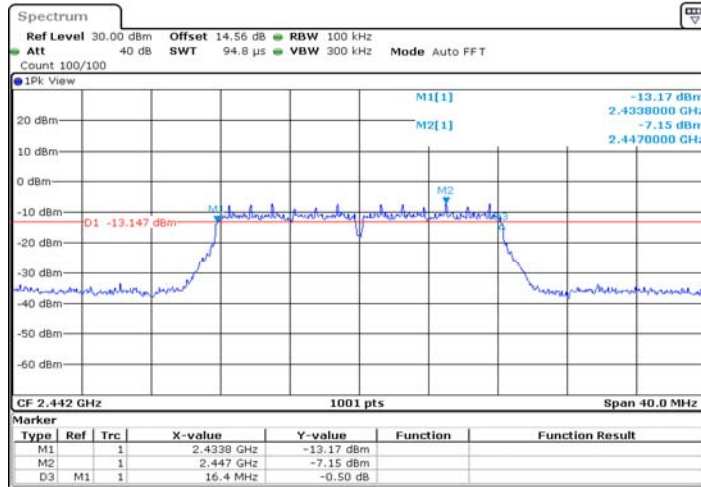
Date: 26.MAR.2020 10:05:50

11N20SISO_Ant1_2412



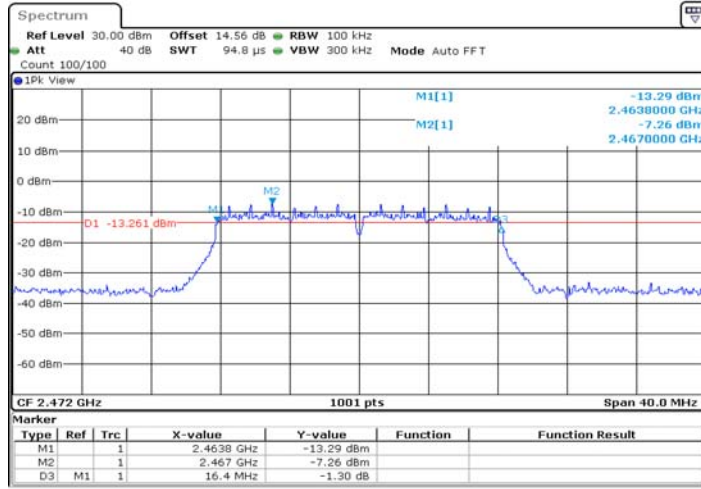
Date: 26.MAR.2020 10:11:40

11N20SISO_Ant1_2442



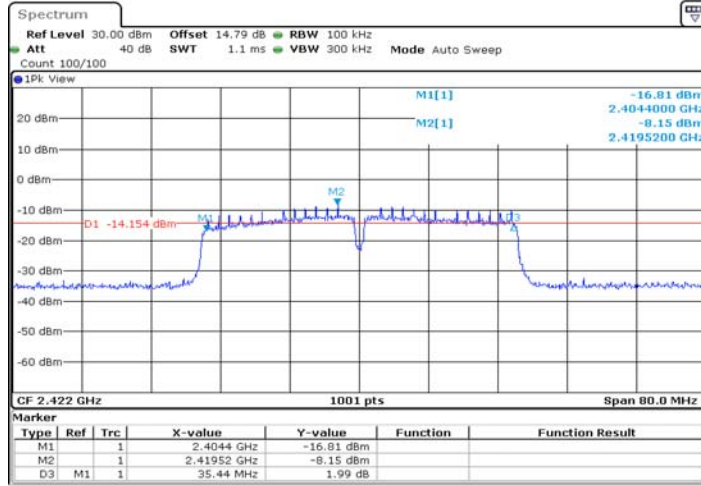
Date: 26.MAR.2020 10:13:34

11N20SISO_Ant1_2472



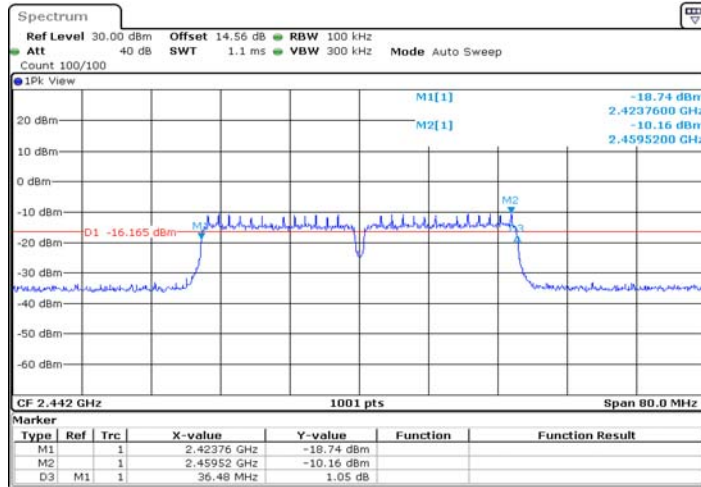
Date: 26.MAR.2020 10:15:33

11N40SISO_Ant1_2422



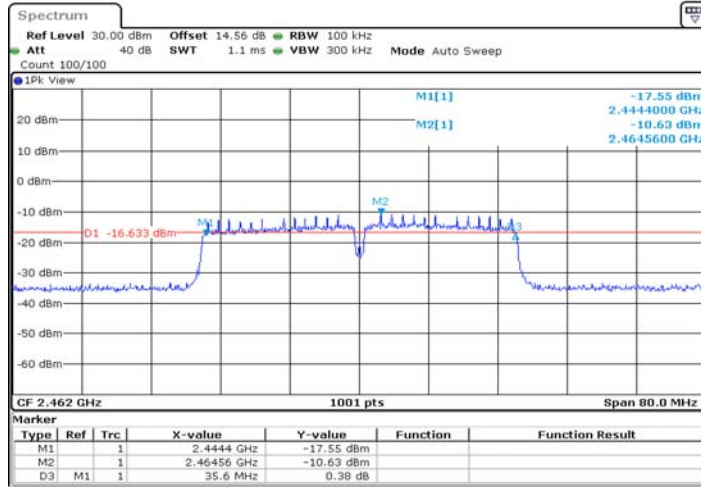
Date: 26.MAR.2020 10:18:12

11N40SISO_Ant1_2442



Date: 26.MAR.2020 10:20:12

11N40SISO_Ant1_2462



Date: 26.MAR.2020 10:22:51

Appendix B: Maximum conducted output power(peak)

Test Result

TestMode	Antenna	Channel	Result[dBm]	Limit[dBm]	Verdict
11B	Ant1	2412	9.95	<=30	PASS
		2442	9.88	<=30	PASS
		2472	9.78	<=30	PASS
11G	Ant1	2412	11.83	<=30	PASS
		2442	12.39	<=30	PASS
		2472	11.65	<=30	PASS
11N20SISO	Ant1	2412	12.15	<=30	PASS
		2442	12.21	<=30	PASS
		2472	11.88	<=30	PASS
11N40SISO	Ant1	2422	12.79	<=30	PASS
		2442	11.77	<=30	PASS
		2462	11.03	<=30	PASS

Appendix C: Maximum conducted output power(AV)

Test Result

TestMode	Antenna	Channel	Result[dBm]	Limit[dBm]	Verdict
11B	Ant1	2412	8.27	<=30	PASS
		2442	8.17	<=30	PASS
		2472	8.08	<=30	PASS
11G	Ant1	2412	8.60	<=30	PASS
		2442	8.51	<=30	PASS
		2472	8.30	<=30	PASS
11N20SISO	Ant1	2412	8.69	<=30	PASS
		2442	8.78	<=30	PASS
		2472	8.37	<=30	PASS
11N40SISO	Ant1	2422	8.37	<=30	PASS
		2442	8.31	<=30	PASS
		2462	7.67	<=30	PASS

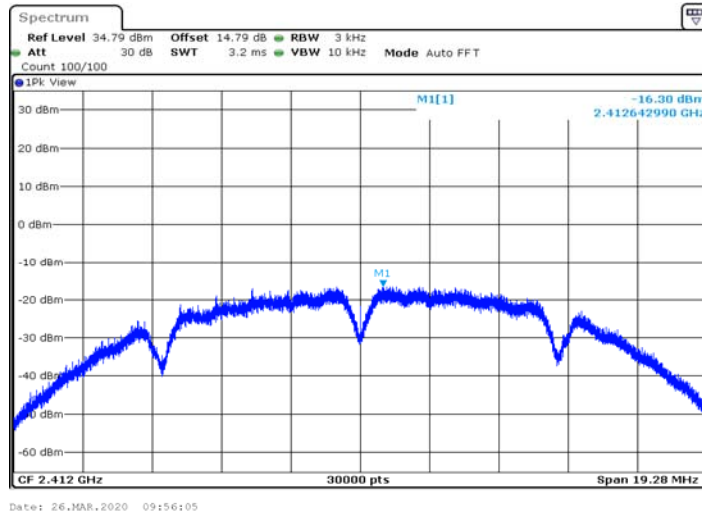
Appendix D: Maximum power spectral density

Test Result

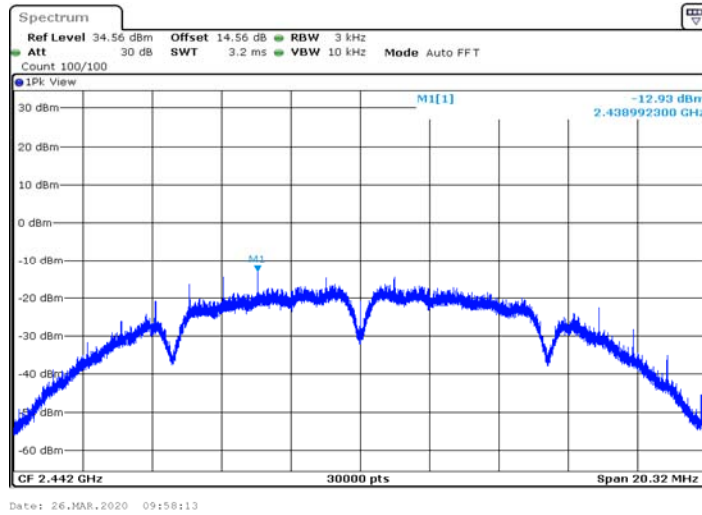
TestMode	Antenna	Channel	Result[dBm/3kHz]	Limit[dBm/3kHz]	Verdict
11B	Ant1	2412	-16.30	<=8	PASS
		2442	-12.93	<=8	PASS
		2472	-15.71	<=8	PASS
11G	Ant1	2412	-20.29	<=8	PASS
		2442	-19.97	<=8	PASS
		2472	-20.36	<=8	PASS
11N20SISO	Ant1	2412	-19.92	<=8	PASS
		2442	-20.1	<=8	PASS
		2472	-20.71	<=8	PASS
11N40SISO	Ant1	2422	-22.49	<=8	PASS
		2442	-23.94	<=8	PASS
		2462	-24.04	<=8	PASS

Test Graphs

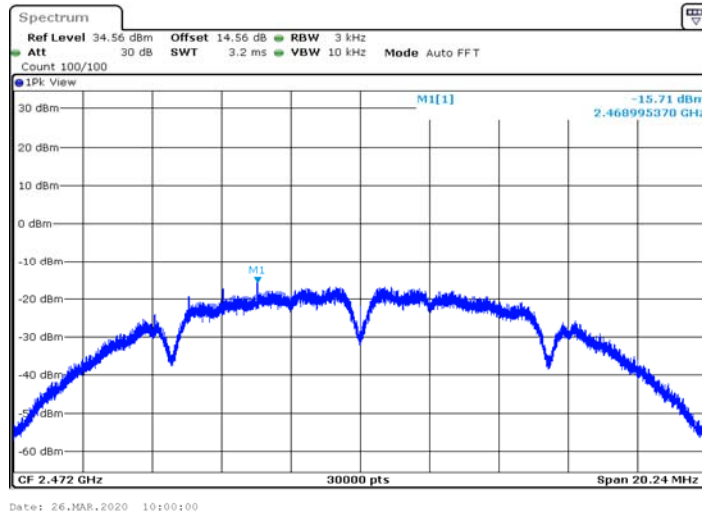
11B_Ant1_2412



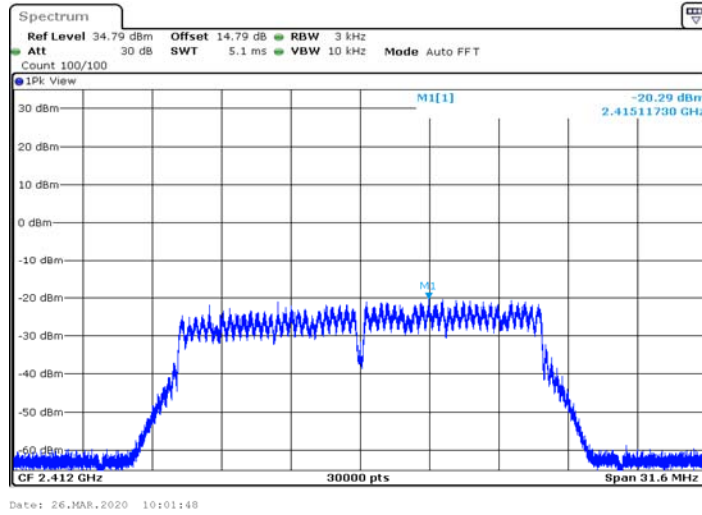
11B_Ant1_2442



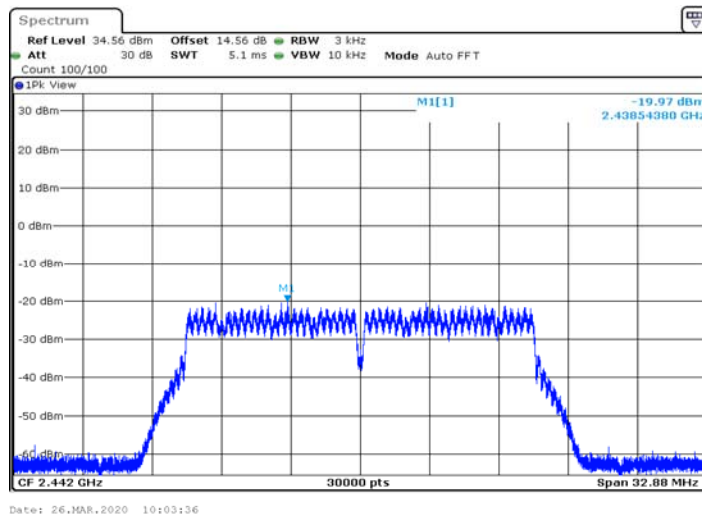
11B_Ant1_2472



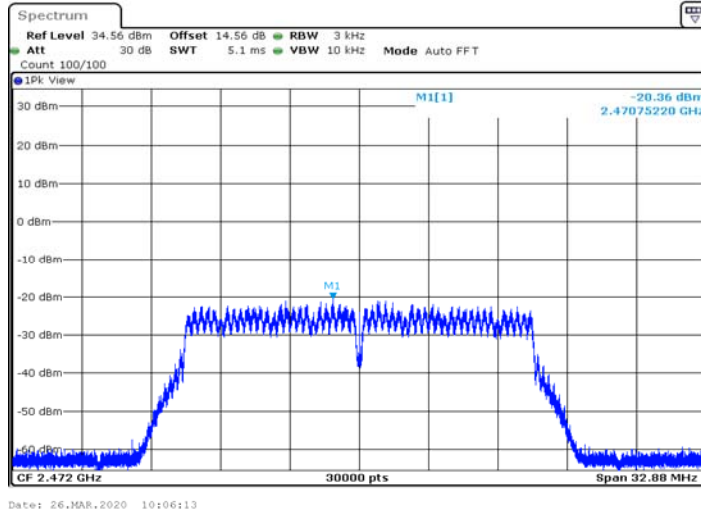
11G_Ant1_2412



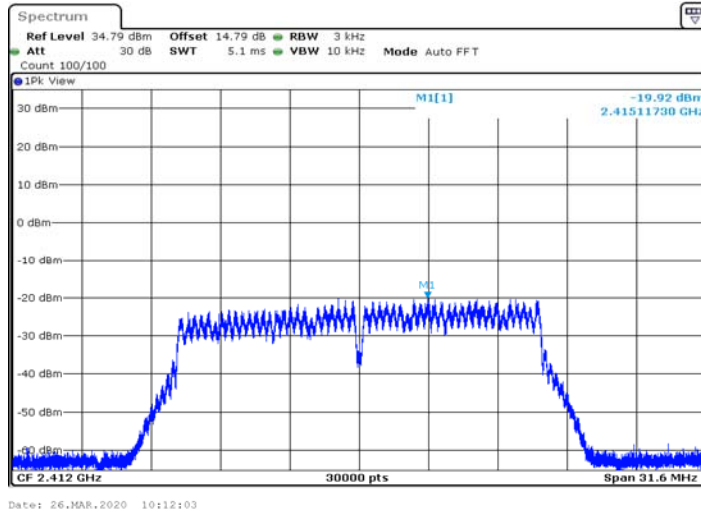
11G_Ant1_2442



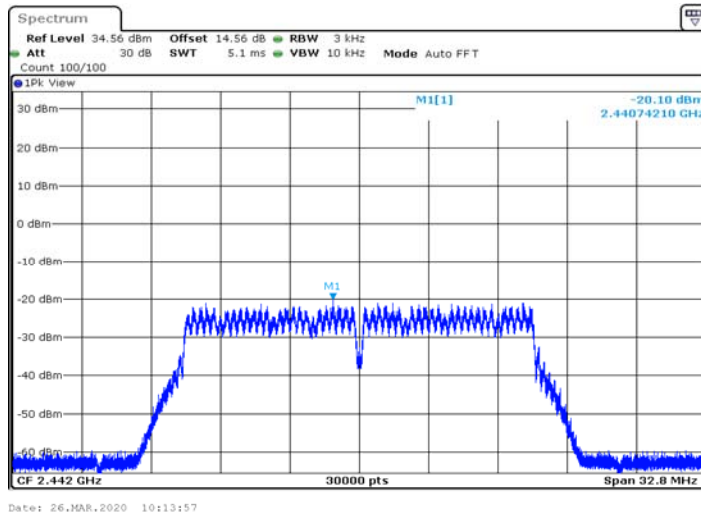
11G_Ant1_2472



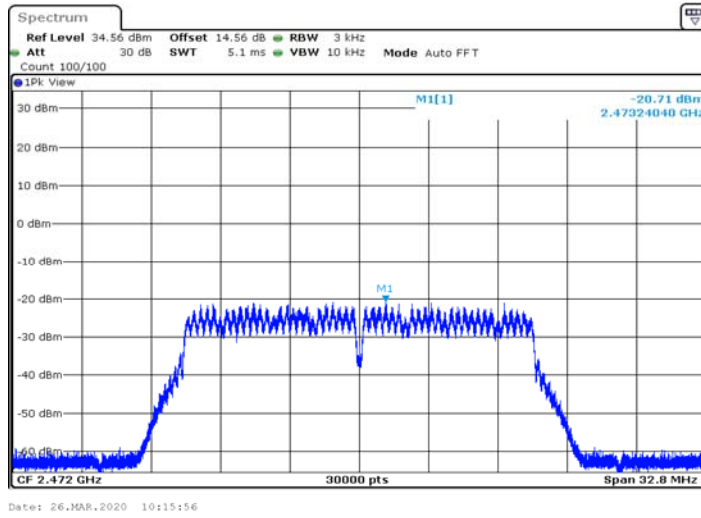
11N20SISO_Ant1_2412



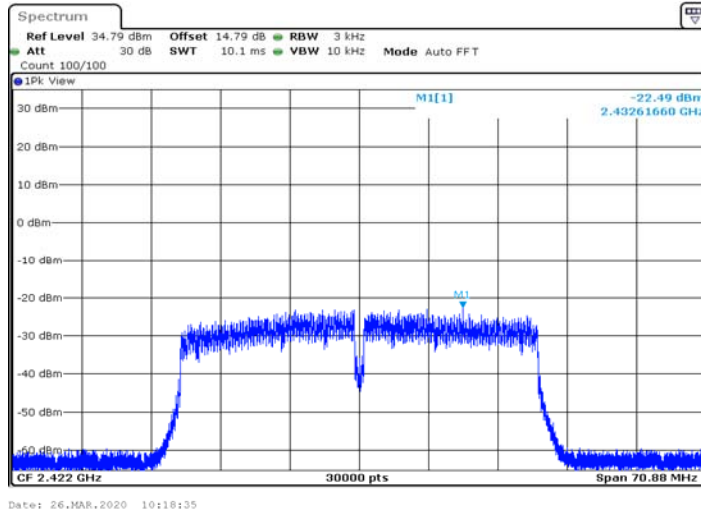
11N20SISO_Ant1_2442



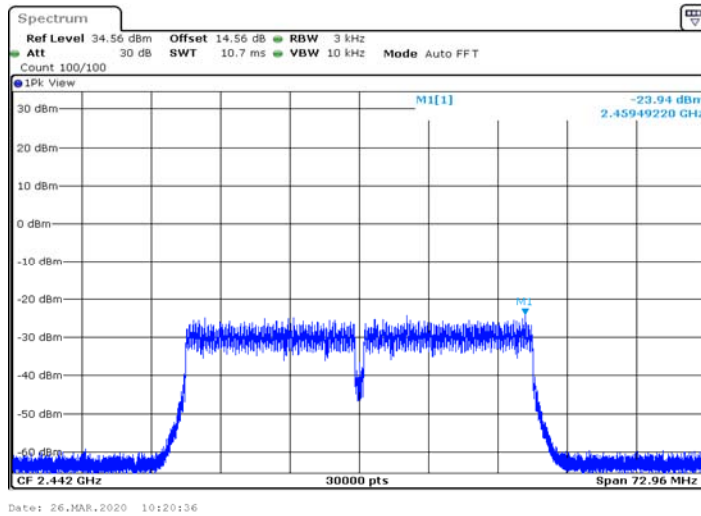
11N20SISO_Ant1_2472



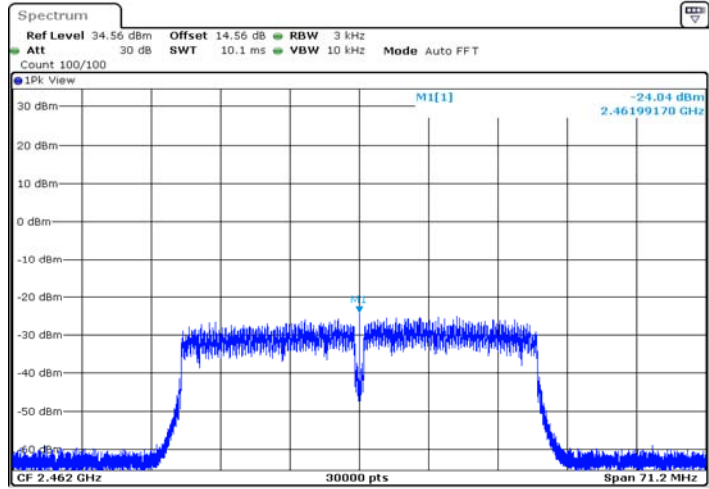
11N40SISO_Ant1_2422



11N40SISO_Ant1_2442

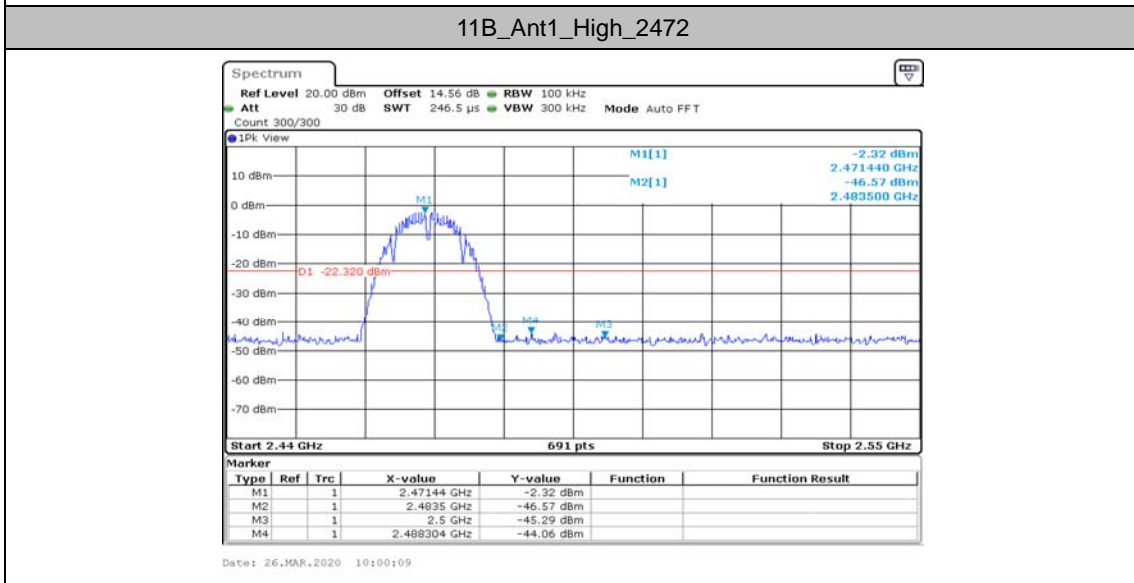
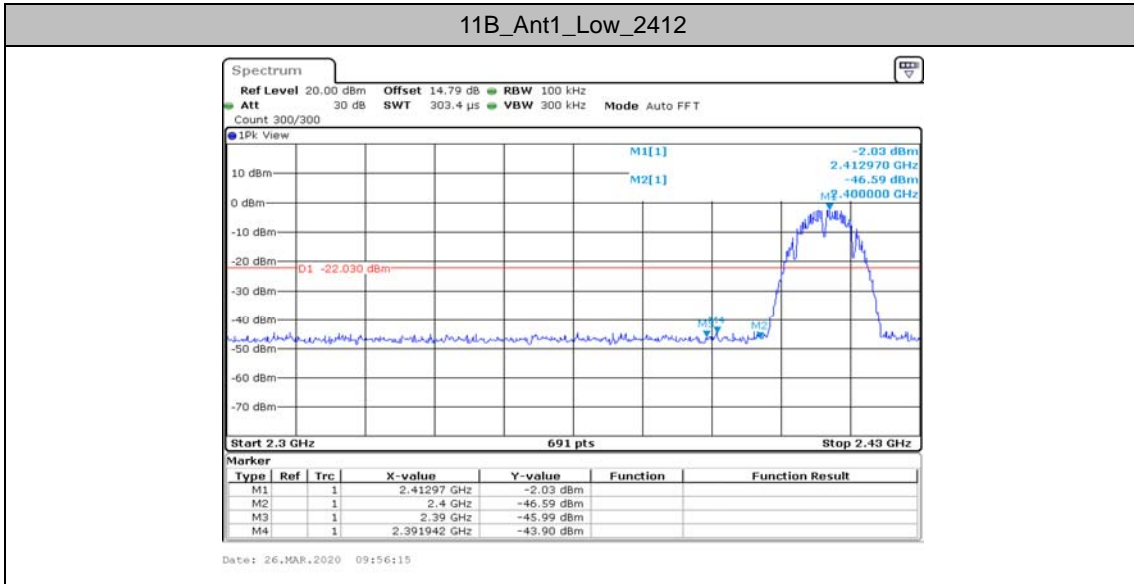


11N40SISO_Ant1_2462

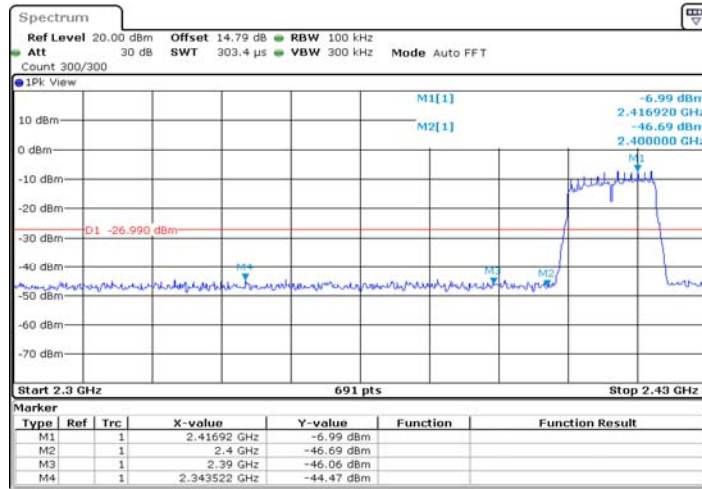


Appendix E: Band edge measurements

Test Graphs

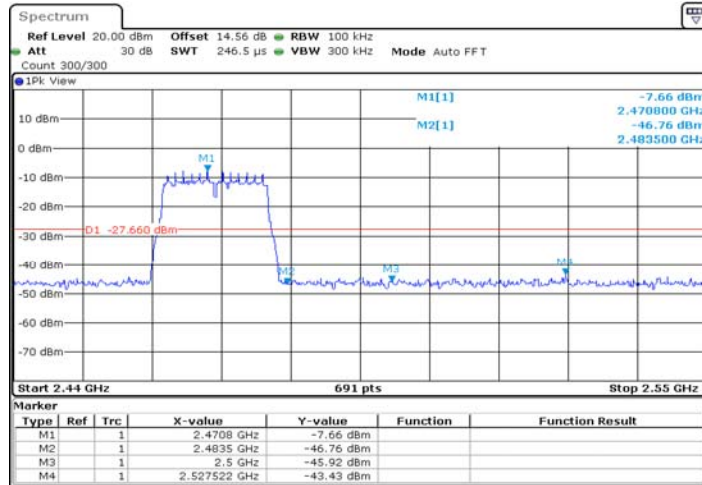


11G_Ant1_Low_2412



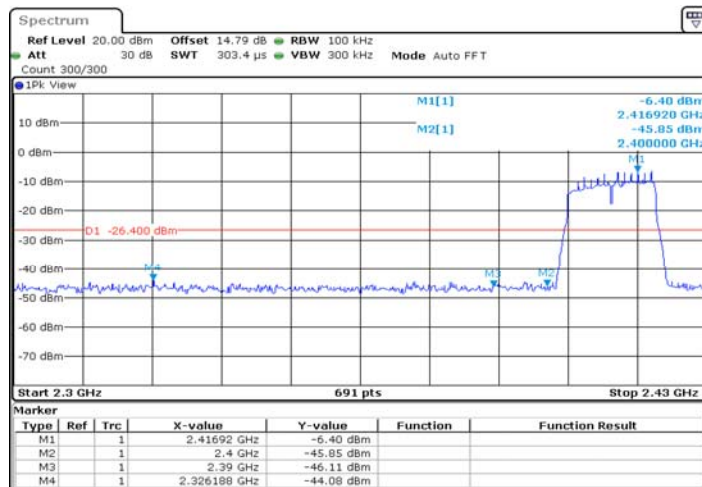
Date: 26.MAR.2020 10:01:57

11G_Ant1_High_2472



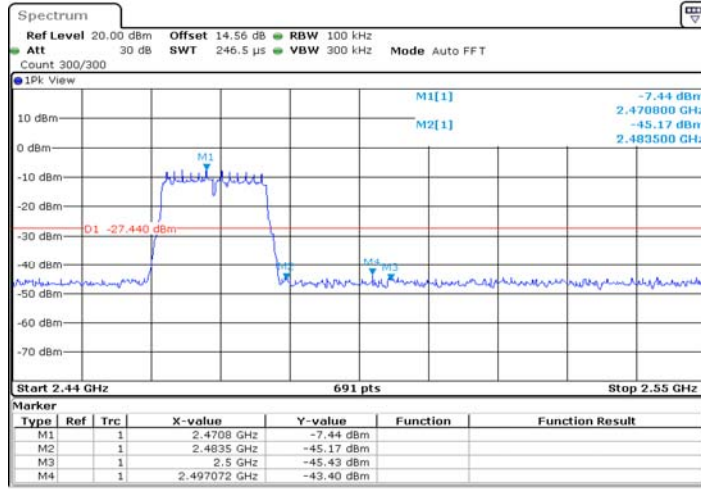
Date: 26.MAR.2020 10:06:22

11N20SISO_Ant1_Low_2412



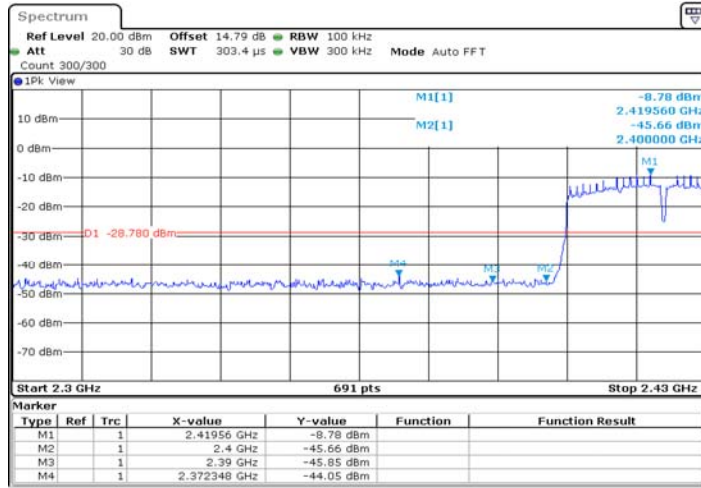
Date: 26.MAR.2020 10:12:12

11N20SISO_Ant1_High_2472



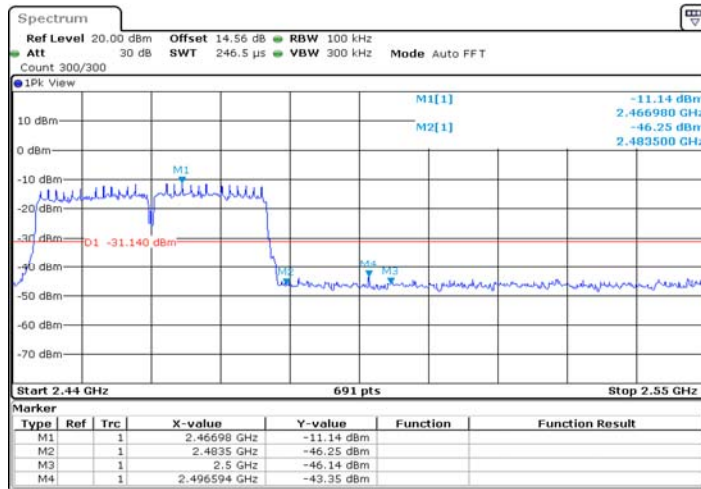
Date: 26.MAR.2020 10:16:06

11N40SISO_Ant1_Low_2422



Date: 26.MAR.2020 10:18:44

11N40SISO_Ant1_High_2462



Date: 26.MAR.2020 10:23:23

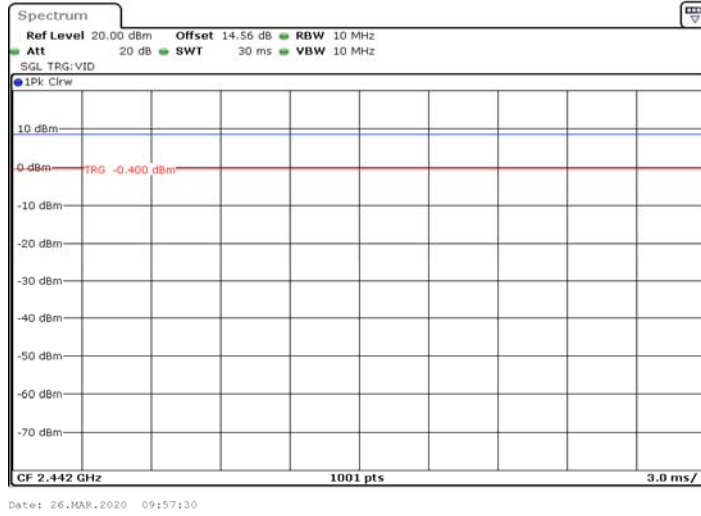
Appendix F: Duty Cycle

Test Result

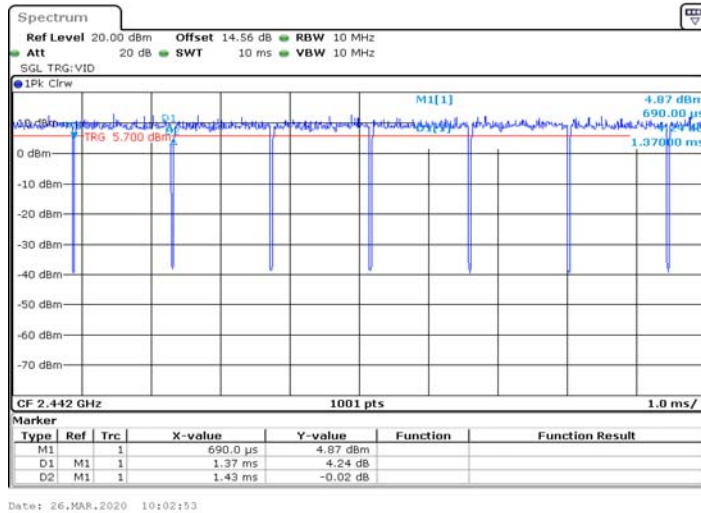
TestMode	Antenna	Channel	TransmissionDuration [ms]	Transmission Period [ms]	Duty Cycle [%]
11B	Ant1	2442	30.00	30.00	100.00
11G	Ant1	2442	1.37	1.43	95.80
11N20SISO	Ant1	2442	1.37	1.43	95.80
11N40SISO	Ant1	2442	0.62	0.68	91.18

Test Graphs

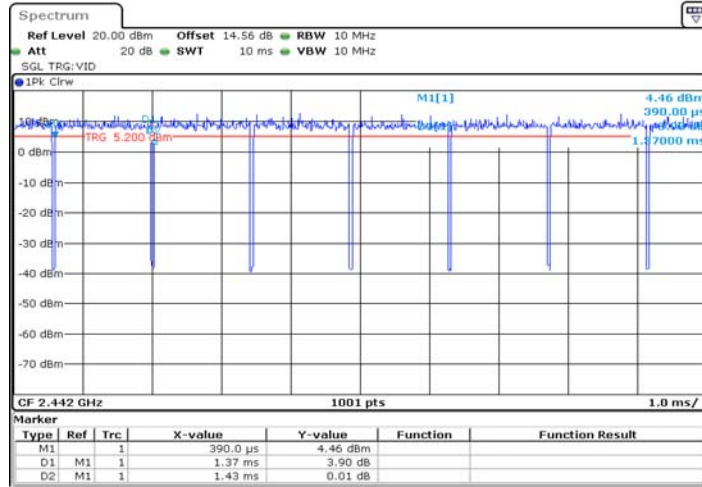
11B_Ant1_2442



11G_Ant1_2442

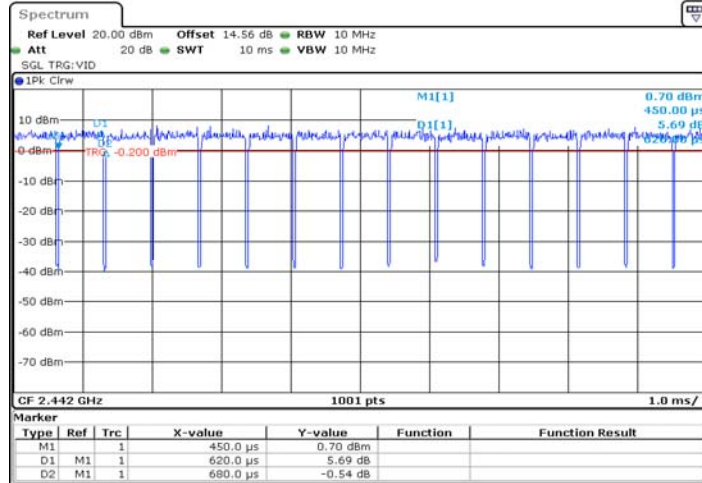


11N20SISO_Ant1_2442



Date: 26.MAR.2020 10:13:13

11N40SISO_Ant1_2442



Date: 26.MAR.2020 10:19:52