

1 Annex C – Internal pictures of EUT

1.1 List of Pictures

Picture 1: Top view of module	2
Picture 2: Bottom view of module	2
Picture 3: Top view of openend EUT in housing with plastic cover.....	3
Picture 4: Top view of openend EUT in housing without plastic cover.....	3
Picture 5: Top view of openend EUT - front side	4
Picture 6: Top view of openend EUT – back side	4
Picture 7: Top view of openend EUT without lock	5
Picture 8: Side view of EUT	5
Picture 9: Top view of housing without battery case	6
Picture 10: Back view of housing without battery case	6
Picture 11: Top view of lock.....	7
Picture 12: Top view of bung	7
Picture 13: Top view of handle	8
Picture 14: Top view of plastic carrier for module	8
Picture 15: Top view of cover	9
Picture 16: Detailed view of antenna cable at used EUT	9







Picture 1: Top view of module




Picture 2: Bottom view of module




Picture 3: Top view of opened EUT in housing with plastic cover




Picture 4: Top view of opened EUT in housing without plastic cover



Picture 5: Top view of opened EUT - front side




Picture 6: Top view of opened EUT – back side



Picture 7: Top view of openend EUT without lock



Picture 8: Side view of EUT



Picture 9: Top view of housing without battery case



Picture 10: Back view of housing without battery case




Picture 11: Top view of lock



Picture 12: Top view of bung




Picture 13: Top view of handle



Picture 14: Top view of plastic carrier for module



Picture 15: Top view of cover



Picture 16: Detailed view of antenna cable at used EUT